

# The Transportation Components of the Stimulus Bill

Presentation to the Commonwealth  
Transportation Board

By Mary Lynn Tischer, PhD

February 5, 2009

# Similarities

- 100% Federal Share
- Supplemental Funding
- Federal Oversight: audits and investigations
- No Earmarking

# Comparison of Bills: Funding Levels

## Senate:

- Floor Action
  - 2/ 2-6 /09
- Overall: \$887 B
- Transportation: \$45.3B
  - \$27 B highways
  - \$8.4 B transit
  - \$3.1 B passenger rail
  - \$1.1 B airports

## House:

- Floor Action
  - 1/28/09
- Overall: \$818.9B
- Transportation: \$46.1B
  - \$30 B highways
  - \$12 B transit
  - \$1.1 B passenger rail
  - \$3 B airports

# Comparison of Bills: Highways

## Senate

- Formula: STP (25% lane miles; 40% VMT; 35% tax payments)
- If less than 50% of funds obligated within **180 days** the portion of the unobligated 50% will be redistributed
- Transfers any unobligated balances after 1 year to Projects of National or Regional Impacts Grant Program (Secretary may extend time after notifying Approps Committees)

## House

- Formula: Overall share of funding in 2008 (obligation limitation)
- If less than 50% of funds obligated within **90 days** the portion of the unobligated 50% will be redistributed
- Funds not obligated by August 1, 2010 will be redistributed to other states (except suballocated funds not obligated by June 1, 2010 which will revert to the State)

# Comparison of Bills: Highways cont'd

## Senate :

- 40% of funds to be apportioned using population section of Surface Transportation Program (STP)
- Urbanized and other areas NOT subject to redistribution after 180 days

## House:

- 45% of funds to be apportioned like STP
  - 10% enhancement
  - Rest by population
- If less than 50% of funds obligated after 75 days the portion of the unobligated 50% will be returned to State for use (funds not obligated by June 1, 2010 revert to the State)

# Comparison of Bills: Highways cont'd

## Senate :

- Required funding:
  - At least 5% of funds must be used for activities eligible under **CMAQ**
  - \$60M competitive grants to states with priority for projects to be completed within 2 years
- Stormwater, passenger and freight rail and port infrastructure are also eligible

## House:

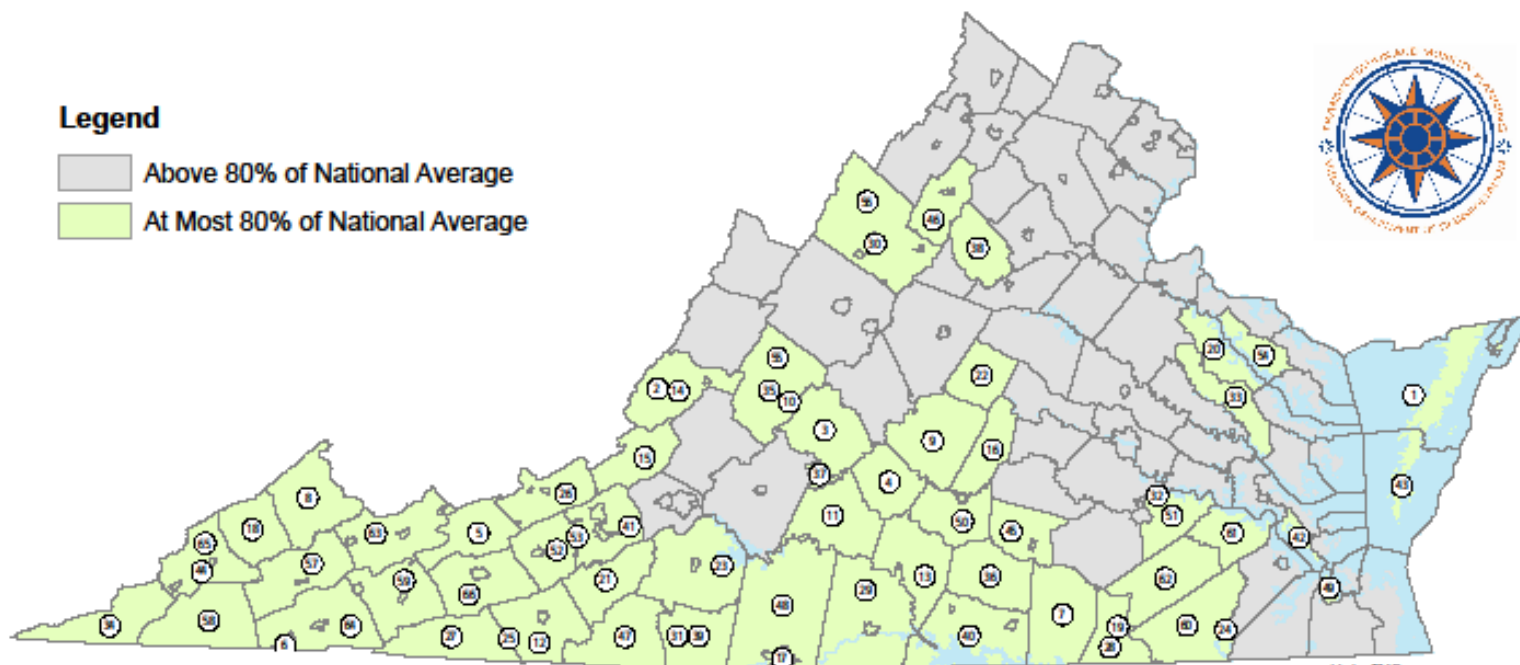
- Priority to
  - projects that can award contracts within 90 days
  - Will be completed within 3 years
  - **Are in economically distressed areas**
    - **per capita income is 80% of the national average.**
    - **unemployment rate is at least 1% higher**
    - **Secretary determines it is or will be an economic special need**

# COMMONWEALTH OF VIRGINIA

Areas with Per Capita Income at most 80 percent of the US Per Capita Income\*

## Legend

- Above 80% of National Average
- At Most 80% of National Average



1 inch = 50 Miles

\*Data Source: US Bureau of Economic Analysis, 2005

1 Accomack County	11 Campbell County	21 Floyd County	31 Henry County	41 Montgomery County	51 Prince George County	61 Surry County
2 Alleghany County	12 Carroll County	22 Fluvanna County	32 City of Hopewell	42 City of Newport News	52 Pulaski County	62 Sussex County
3 Amherst County	13 Charlotte County	23 Franklin County	33 King and Queen County	43 Northampton County	53 City of Radford	63 Tazewell County
4 Appomattox County	14 City of Covington	24 City of Franklin	34 Lee County	44 City of Norton	54 Richmond County	64 Washington County
5 Bland County	15 Craig County	25 City of Galax	35 City of Lexington	45 Nottoway County	55 Rockbridge County	65 Wise County
6 Bristol County	16 Cumberland County	26 Giles County	36 Lunenburg County	46 Page County	56 Rockingham County	66 Wythe County
7 Brunswick County	17 City of Danville	27 Grayson County	37 City of Lynchburg	47 Patrick County	57 Russell County	
8 Buchanan County	18 Dickenson County	28 City of Greenville	38 Madison County	48 Pittsylvania County	58 Scott County	
9 Buckingham County	19 City of Emporia	29 City of Halifax	39 City of Martinsville	49 City of Portsmouth	59 Smyth County	
10 City of Buena Vista	20 Essex County	30 City of Harrisonburg	40 Mecklenburg County	50 Prince Edward County	60 Southampton County	

Severely, partially or not shaded for this data, unshaded areas, had questions or was asked to explain. The Commonwealth's obligation to provide and disseminate data to the public is not waived, including but not limited to the public's right to know, accessibility and other laws. For a public purpose subject to the Freedom of Information Act, including but not limited to the public's right to know.

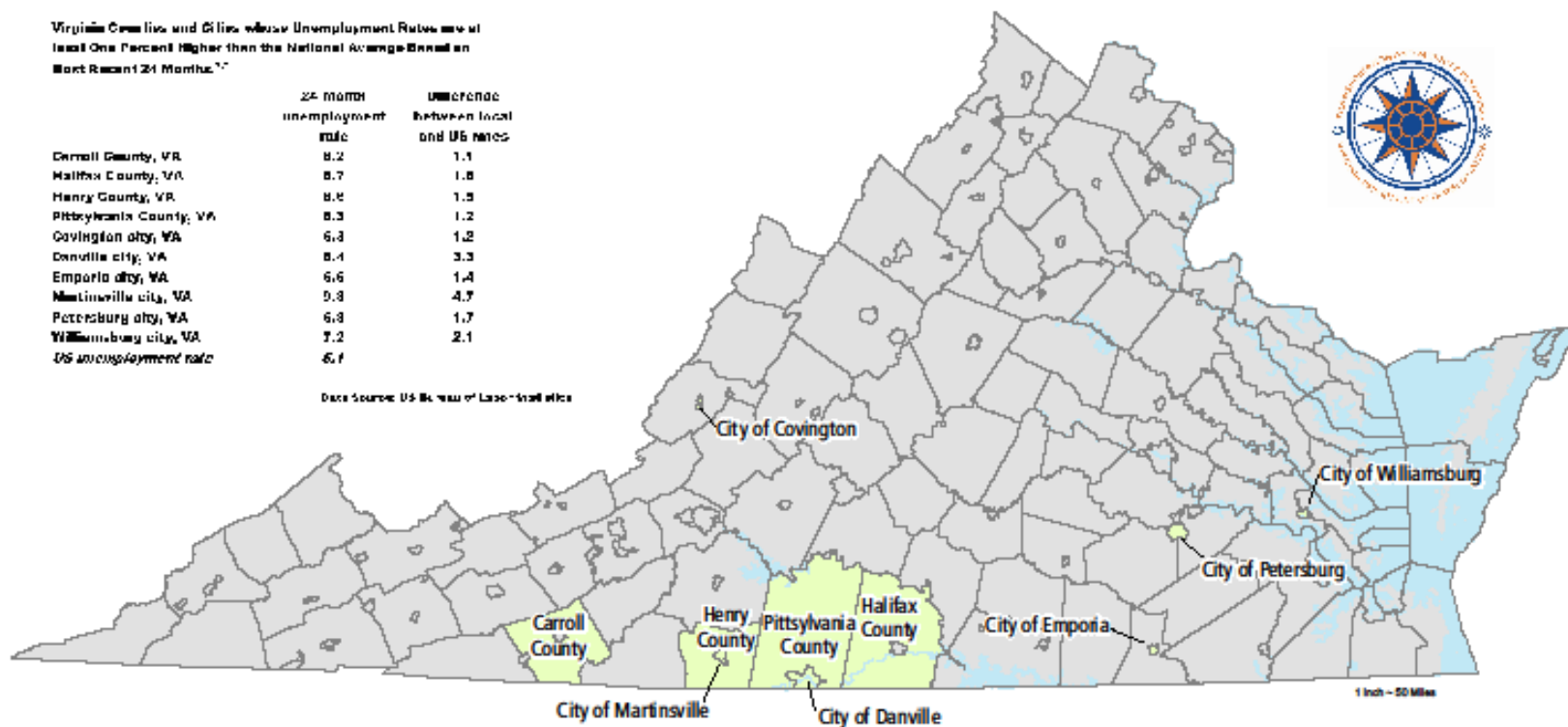
# COMMONWEALTH OF VIRGINIA

## Unemployment Rates

Virginia Counties and Cities whose Unemployment Rates are at least One Percent Higher than the National Average Based on Most Recent 24 Months.<sup>1</sup>

	24 month unemployment rate	Difference between local and US rates
Carroll County, VA	8.2	1.1
Halifax County, VA	8.7	1.8
Henry County, VA	8.8	1.9
Pittsylvania County, VA	8.3	1.2
Covington city, VA	6.3	1.2
Danville city, VA	8.4	3.3
Emporia city, VA	6.6	1.4
Martinsville city, VA	9.8	4.7
Petersburg city, VA	6.8	1.7
Williamsburg city, VA	7.2	2.1
US unemployment rate	5.1	

Data Source: US Bureau of Economic Analysis



1 - Unemployment rate is calculated as the 24 month average from December 2006 to November 2008.

2 - The November 2008 data are the latest BLS data reported for individual counties and cities. They are preliminary.

Unemployment rate 1% Higher than National Average

\*Data Source: US Bureau of Economic Analysis

The accuracy, utility, or reliability of the data, not state, or maps, is not guaranteed in any way. The Commonwealth of Virginia and its agencies, employees, contractors, consultants, or agents, including but not limited to the publisher, do not warrant the quality, performance, or availability of the data, and make no public purpose statement of the use of the data, or the data, website, or maps.



# Comparison of Bills: Rail Road

## Senate: Passenger Rail

- \$250M Intercity Passenger Rail Grant Program
  - Priority to projects that will be completed within 2 years
- \$2 B High Speed Rail Corridor Program
  - Available until 9/30/11

## House: Passenger Rail

- \$300M Intercity Passenger Rail Grant Program
  - Preference to projects that can be awarded in 90 days and **support the development of intercity high speed rail service**

# Comparison of Bills: Rail Road cont'd

## Senate: Amtrak

- \$850M to maintain and improve
- Priority to projects that expand passenger rail capacity
- Completed within 2 years
- No more than 50% can be used for capital projects along the NE Corridor

## House: Amtrak

- \$800M with priority for repair, rehab or upgrade
- Cannot subsidize operating losses

# Comparison of Bills: Transit

Senate: \$8.400 B

- \$5.96 Urbanized area formula grants (5307)
- \$840M Rural Area formula (5311)
- \$1.6B Growing states & high density(5340)
- \$200M grants for reducing energy or greenhouse gas

House: \$12B

- \$6.75B Urbanized formula grants(5307)
- \$750M Rural Area formula (5311)
- \$2B Fixed Guideway Modernization
- \$2.5B New Starts

# Comparison of Bills: Transit cont'd

## Senate

- 50% must be obligated within 180 days, if not it is redistributed
- The remaining must be obligated within 1 year
- Anything not obligated at that point gets transferred to Projects of National or Regional Impacts Grant Program (Sec may extend with notice to Approps Commit.)

## House

- 50% must be under obligation within 90 days, the remainder within 2 years
- If not obligated, redistributed

# Comparison of Bills: Aviation

- Senate \$200M for FAA infrastructure
  - Only power systems air route traffic control centers, air traffic control towers, terminal radar approach control facilities & navigation & landing equipment
  - Priority to projects/activities to be completed in 2 years of enactment

House: no provision

# Comparison of Bills: Aviation

Senate: \$1.1B Grants for airport development, soundproofing, runway incursion prevention

- Priority to projects completed within 2 years of enactment

House: \$3B Grants-in-Aid for airports

- Title 49 applies
- Must enter into contracts to make use of 50% of funds within **90 days**

# Comparison of Bills: Maritime

Senate: \$100M

- Grants to qualified shipyards
- Obligate within 180 days

House: no provision

# Comparison of Bills: Projects of National or Regional Impacts

Senate: \$5.5B for competitive program for projects of national or regional impact

House: no provision

- Administered by Secretary
- Eligible projects shall include but not be limited to
  - highways, bridges, eligible under title 23
  - improvements to rural collectors
  - Transit under chapter 53 of title 49
  - passenger and freight rail
  - Port infrastructure



# Senate: Project of National or Regional Impacts, cont'd

- Distribution should be geographically equitable & urban and rural balanced
- Each grant not less than \$20M and not greater than \$500M
- Priority to projects that
  - require an additional share of federal funds to complete an overall financing package
  - are to be completed within 3 years of enactment Secretary shall publish criteria within 75 days

# Comparison of Bills: Buy America

## Senate:

- Buy America: No funds used for a project unless all of the **iron, steel and manufactured** goods are produced in the US unless Federal agency says
  - Not in public interest
  - Not produced in sufficient quantities or of good quality
  - Will increase cost of project by more than 25%

## House:

- Buy America: None of funds to be used for project unless all of the **iron and steel** is produced in the US unless Federal agency says
  - It is inconsistent with public interest
  - Not produced in sufficient quantities or of good quality
  - Will increase cost of project by more than 25%
  - Waiver published in Federal Register with explanation

# Comparison of Bills: Certifications

## Senate:

- Governor, mayor, or other chief executive, as appropriate
- Certify that the investment has received “full review and vetting required by law and
- The chief executive accepts responsibility that it is an appropriate use of taxpayer dollars”

## House:

- Within 30 days of enactment, Governor shall certify that the State will maintain its effort with regard to State funding
- Governor to submit statement identifying amount of funds State planned to expend as of **October 1, 2008** from non-federal sources in the period beginning on date of enactment through September 30, 2010

# Comparison of Bills: Reporting

Senate:

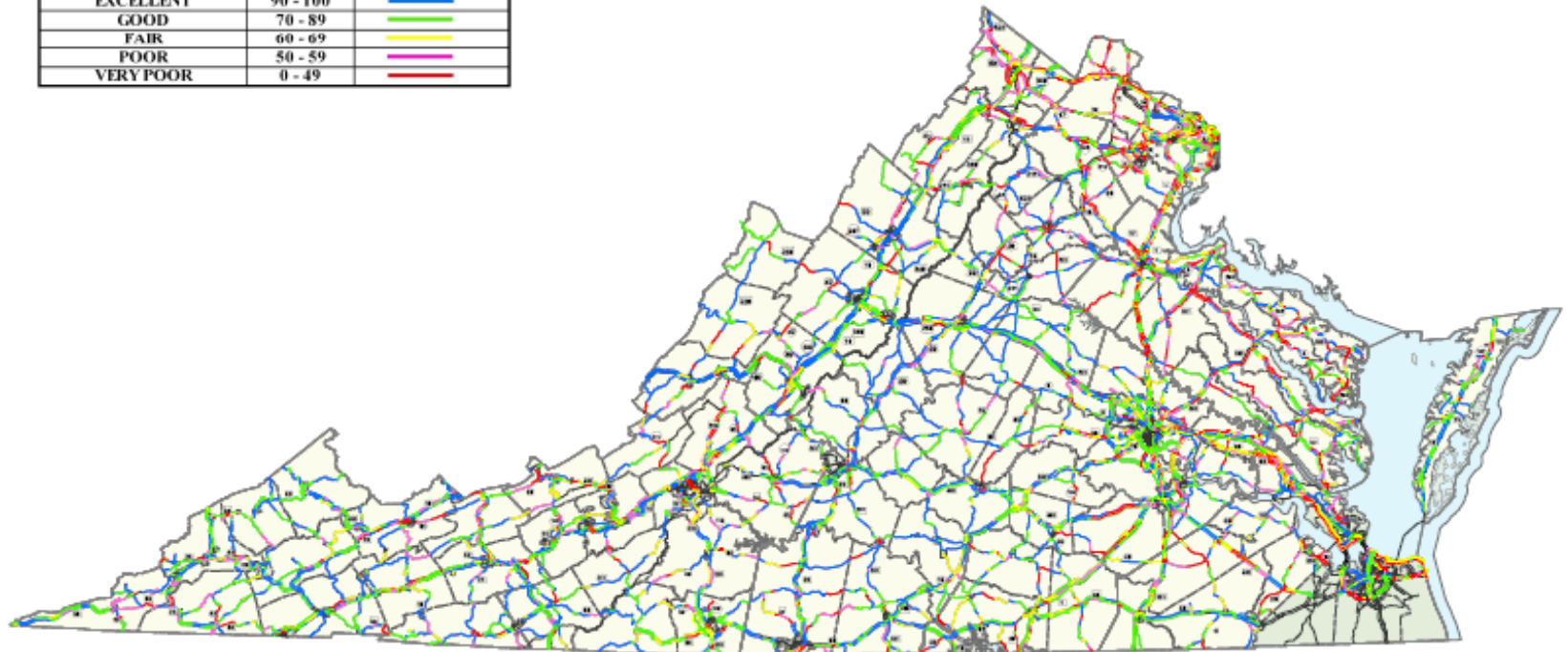
No provision

House:

- Each Grant recipient submit periodic reports to include:
  - Amount of funds allocated etc.
  - # projects out to bid
  - # contracts awarded
  - # projects with work begun
  - # work complete
  - # jobs created or sustained
  - job pay levels

## INTERSTATE AND PRIMARY PAVEMENT CONDITION - 2008

PAVEMENT CONDITION	CCI RATING	COLOR SCHEME
EXCELLENT	90 - 100	Blue
GOOD	70 - 89	Green
FAIR	60 - 69	Yellow
POOR	50 - 59	Pink
VERY POOR	0 - 49	Red



0 5 10 20 30 40 Miles

— Denotes pavement sections 1) not maintained by VDOT  
2) overlaps with other sections 3) not rated

Note: Data was collected between December 2007 and March 2008

# Deficient Bridge Structures

