



Local Government Survey (Counties & Towns with VDOT Maintained Systems)

October 19, 2011

Jennifer DeBruhl

Acting Director

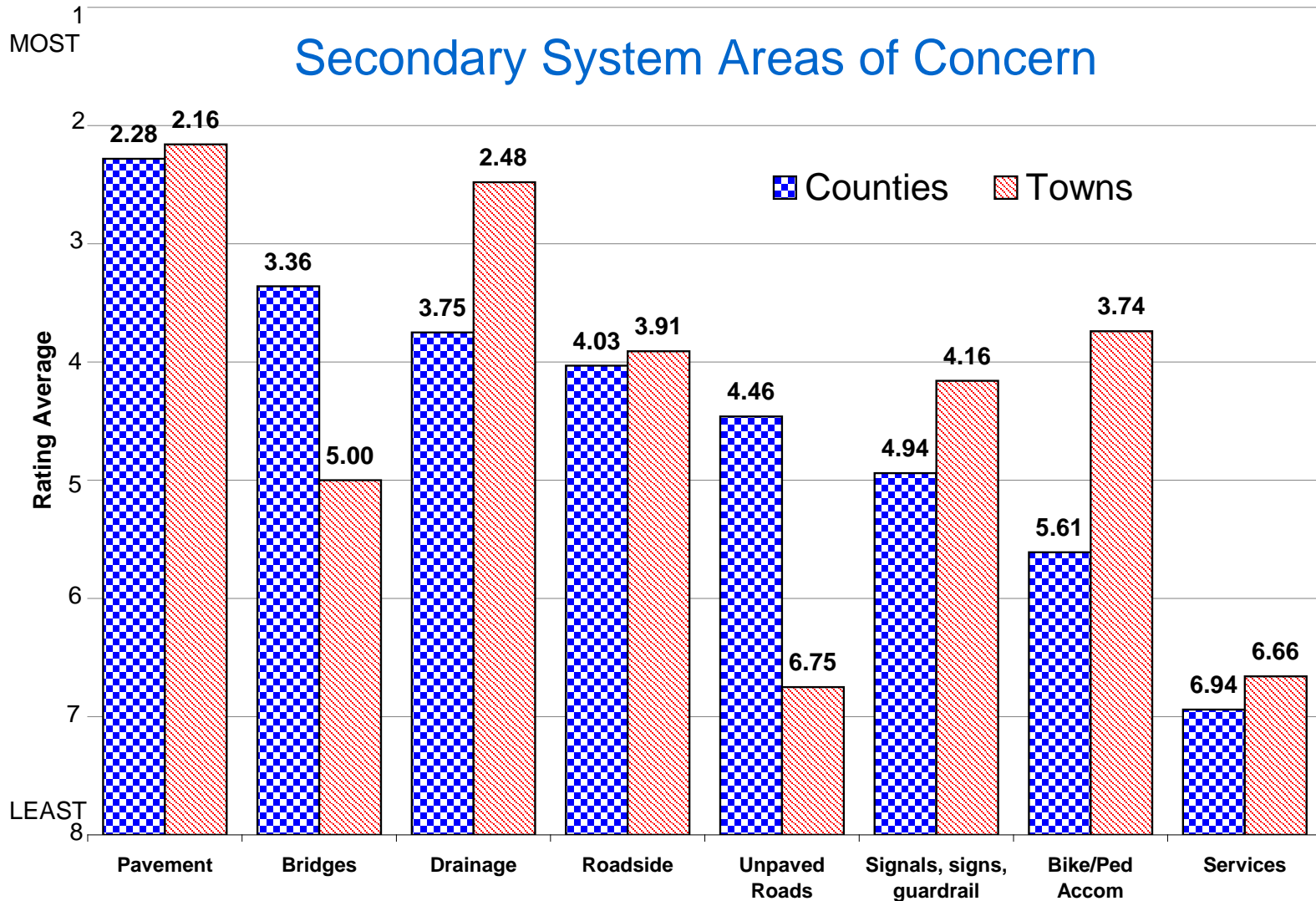
Local Assistance Division

Local Government Survey

(Counties & Towns with VDOT Maintained Systems)

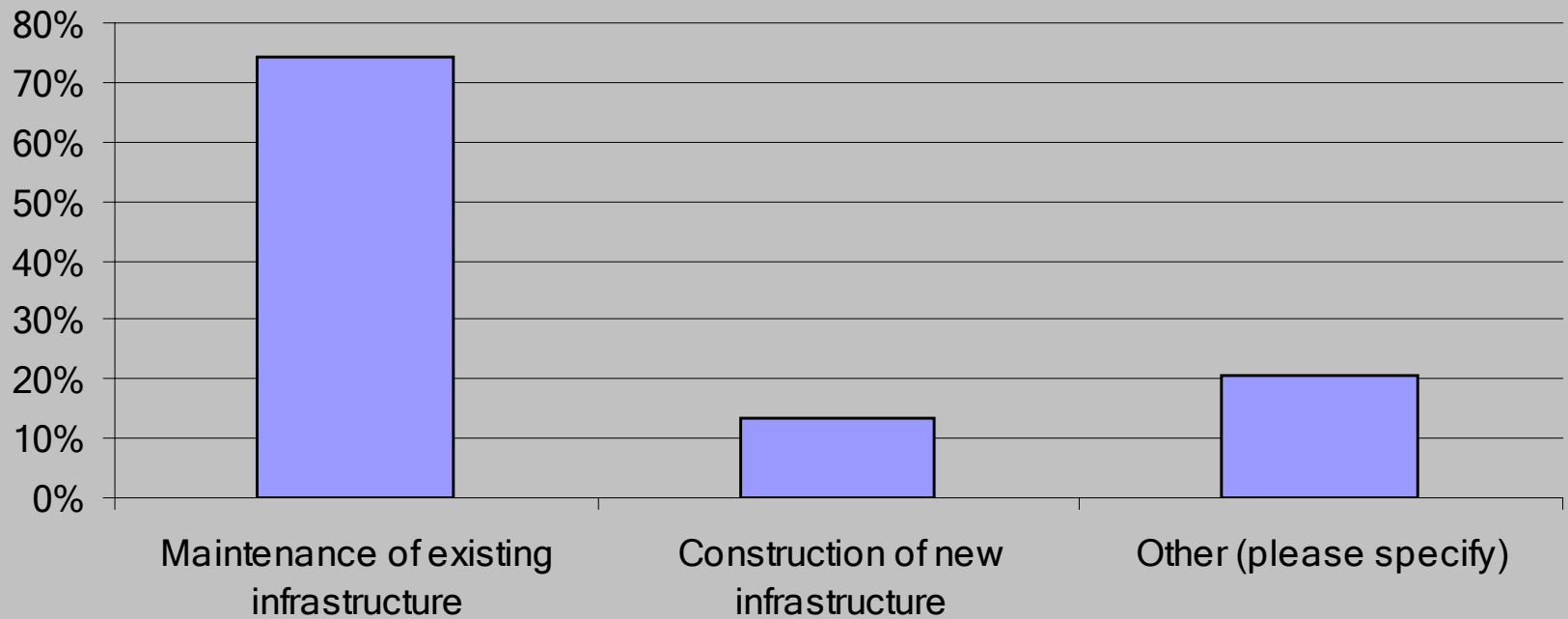
Number of responses	Counties = 124
	Towns = 38
<hr/>	
Administrators	50%
Elected Officials	25%
Senior Staff & Other	25%
<hr/>	
Within MPO boundaries (Counties)	50%
	(Towns) 20%

Local Government Survey (Counties & Towns with VDOT Maintained Systems)



Local Government Survey (Counties with VDOT Maintained Systems)

Considering the debate and challenges at both the federal and state level to meet transportation needs, where should we collectively be placing our priority given current constraints:



Local Government Survey (Counties & Towns with VDOT Maintained Systems)

Familiarity with these concepts and resources:

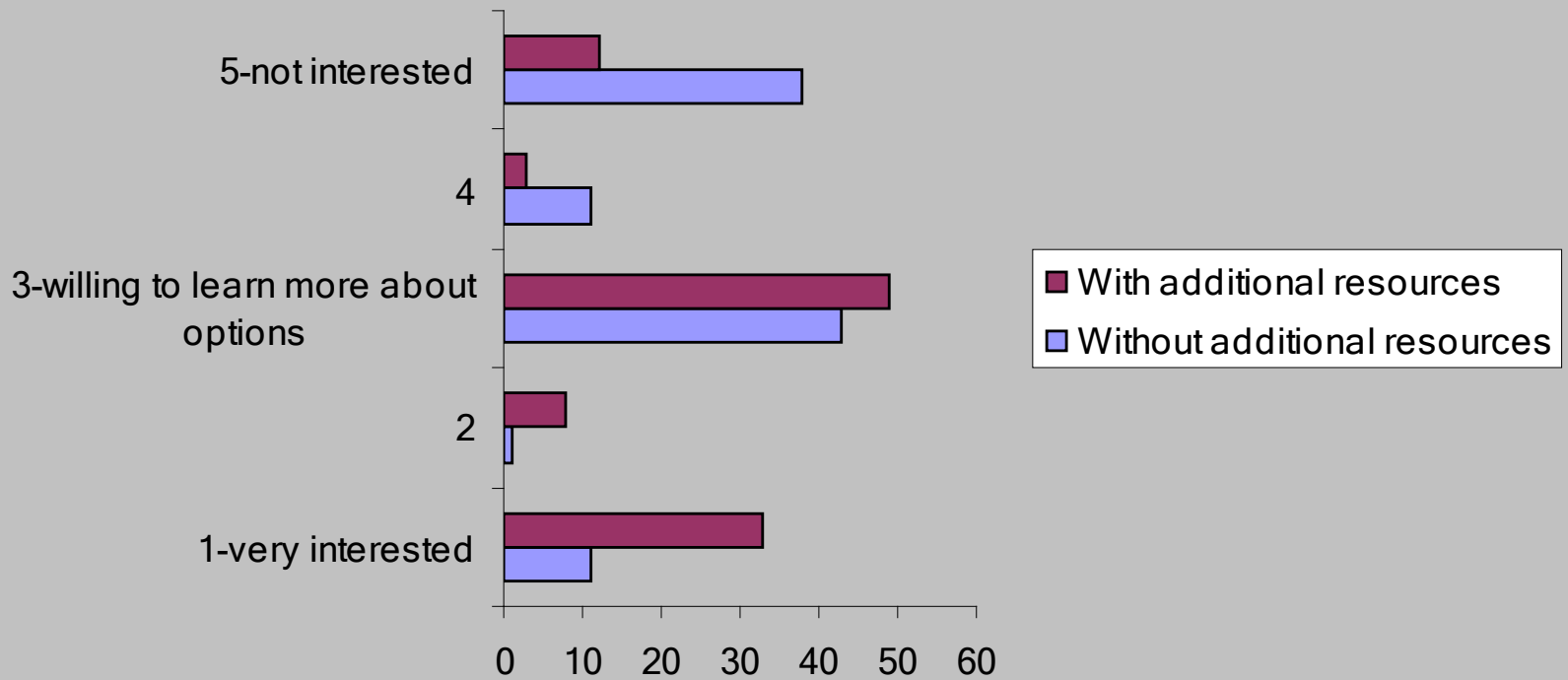
1 = Very Knowledgeable

5 = Not Familiar

	Average Rating	
	Counties	Towns
VDOT Devolution Guidebook/Model	3.46	4.19
GMU Secondary Roads Study	3.48	4.47
Urban Transportation Service Districts	3.64	4.28
Fairfax County Secondary Roads Study	4.23	4.84
Urban Construction Initiative/Certification	4.30	4.68

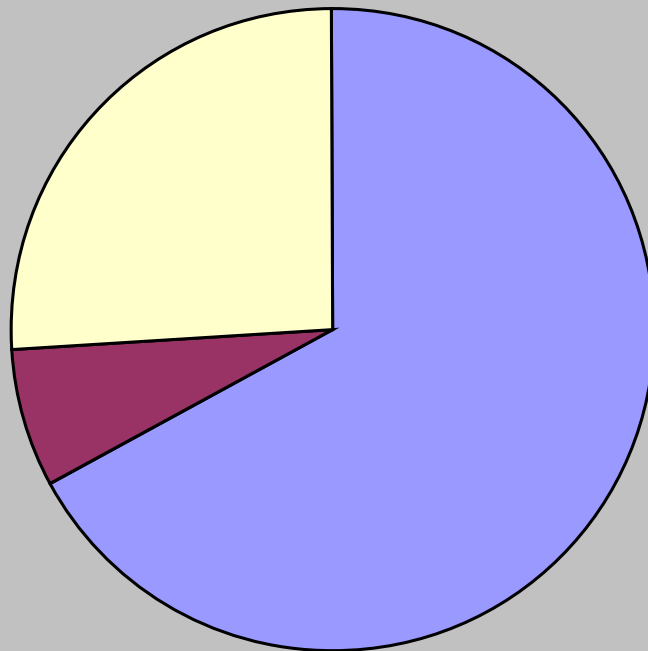
Local Government Survey (Counties with VDOT Maintained Systems)

As of today, please rank your level of interest in playing a more significant role in transportation .



Local Government Survey (Counties with VDOT Maintained Systems)

What do you feel would be the best way to provide additional resources to the local transportation program.



- Provide additional revenue options at the state level
- Provide additional revenue options at the regional level
- Provide additional revenue options at the local level

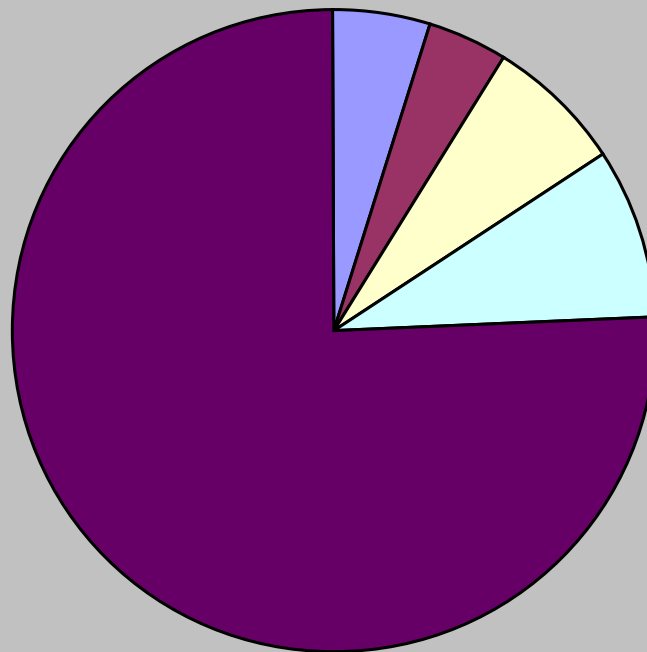
Local Government Survey (Counties & Towns with VDOT Maintained Systems)

GMU Secondary Roads Study – Which options are you open to evaluating in more detail?

	Counties	Towns
Enhance budgetary priority for secondary road construction and maintenance	84%	67%
Consider performance-based maintenance contracting on secondary system	35%	60%
Empower counties to raise revenues (local option transportation taxes)	35%	17%
Impose devolution on all counties	3%	13%
Restructure secondary system	30%	47%
Impose devolution on select urban counties	17%	17%
Take maximal advantage of VDOT performance audit	30%	17%

Local Government Survey (Counties with VDOT Maintained Systems)

Please rank your ability to provide transportation services to your community within your current organizational structure/staffing



- 5-very good
- 4
- 3-mediocre
- 2
- 1-poor



Local Government Survey (Counties & Towns with VDOT Maintained Systems)

October 19, 2011

Jennifer DeBruhl

Acting Director

Local Assistance Division