



COMMONWEALTH of VIRGINIA
Office of the
SECRETARY of TRANSPORTATION

SMART SCALE Update

Nick Donohue
Deputy Secretary of Transportation
December 6, 2016





SMART SCALE

*Funding the Right
Transportation Projects
in Virginia*

Round 2 Requests

District	# Apps	SMART SCALE\$ (billions)	Total \$ (billions)
Bristol	47	\$1.07	\$1.07
Culpeper	35	\$0.33	\$0.35
Fredericksburg	28	\$0.71	\$0.76
Hampton Roads	60	\$1.07	\$1.99
Lynchburg	28	\$0.20	\$0.22
NOVA	61	\$3.26	\$4.78
Richmond	79	\$1.16	\$1.33
Salem	53	\$0.91	\$0.96
Staunton	45	\$0.55	\$0.61
Grand Total	436	\$9.25	\$12.09



**SMART
SCALE**

*Funding the Right
Transportation Projects
in Virginia*

Validation & Screening Process Summary

Validation and Screening Outcomes	Applications
Validated Applications Meeting VTrans Need	405 (93%)
Screened Out Applications	31 (7%)
Does Not Meet VTrans Need	6
Project Eligibility – Insufficient project development	4
Project Eligibility – Not a capital improvement, TDM, or safety project	17
Project Eligibility – Inconsistent with CTB action or policy	1
Project Readiness and Risk	3



**SMART
SCALE**

*Funding the Right
Transportation Projects
in Virginia*

Validation & Screening Process Summary

District	Validated Applications Meeting VTrans Need	Screened Out Applications
Total	405 (93%)	31 (7%)
Bristol	42	5
Culpeper	35	0
Fredericksburg	25	3
Hampton Roads	53	7
Lynchburg	28	0
Northern Virginia	59	2
Richmond	72	7
Salem	49	4
Staunton	42	3



SMART SCALE

*Funding the Right
Transportation Projects
in Virginia*

Estimated Available Funding

	Base	+ 66 Funds	+ VB LRT	TOTAL
High Priority Projects	\$325 - 375	\$300	\$75	\$700 - 750
Bristol	\$22 - 26	-	\$5.0	\$27 - 31
Culpeper	\$20 - 23	-	\$4.5	\$24.5 - 27.5
F'burg	\$22 - 26	-	\$5.0	\$27 - 31
HR	\$65 - 75	-	\$15.0	\$80 - 90
Lynchburg	\$23 - 26	-	\$5.5	\$28.5 - 31.5
NoVA	\$67 - 77	-	\$15.5	\$82.5 - 92.5
Richmond	\$46 - 54	-	\$10.5	\$56.5 - 64.5
Salem	\$31 - 36	-	\$7.0	\$38 - 43
Staunton	\$25 - 29	-	\$5.5	\$30.5 - 34.5
TOTAL	\$650 - 750	\$300	\$150	\$1,100 - 1,200

Round 2 Observations

- **Early coordination resulted in higher quality applications, reducing number of projects screened out**
- **Notice of Intent helped get applications in the system earlier, but there was still a rush to submit at the end**
- **Many applications required some level of change – additional clarification may be needed on some aspects of policy**

Round 2 Observations

- **Alternating various grant processes will aid in application submission and allow for increased coordination**
 - **Some applicants are requesting SMART SCALE funds for projects currently funded through revenue sharing**
- **Significantly less leveraged funding this round (\$6.2 in Round 1 versus \$2.8 in Round 2)**
- **Concerns related to localities requesting funding for proffered improvements**
 - **23 projects were all or part of the project was proffered and locality requested state funding**


Next Steps

- **Work with applicants to further develop projects so they can be re-submitted for the next round**
- **Work with applicants to identify more appropriate funding sources for screened out projects (safety, SGR, etc.)**
- **Evaluate 405 applications to determine benefits**
- **Incorporate and consider final funding based on December 2016 revenue forecast and budget update**
- **Release scores and “Staff Recommended Funding Scenario” in January**

SMART PORTAL

Welcome to SMART Portal

SMART SCALE 20




SMART SCALE *Funding the Right Transportation Projects in Virginia*

[More Info](#)

[View Applications](#)


Transportation Alternatives Set-Aside Program 103



[More Info](#)

[View Applications](#)


Revenue Sharing 241



[More Info](#)

[View Applications](#)


Bicycle and Pedestrian Safety Program (BPSP) 60



[More Info](#)

[View Applications](#)

Highway Safety Program (HSP) 117



[More Info](#)

[View Applications](#)

- » Expanded SMART SCALE application portal to create a one-stop shop for VDOT funding programs
- » SMART Portal was very successful
- » More than 900 applications submitted
 - 100 Transportation Alternatives
 - 239 Revenue Sharing
 - 53 Bike/Ped Safety
 - 102 Highway Safety
 - 436 SMART SCALE