



COMMONWEALTH of VIRGINIA  
*Office of the*  
SECRETARY of TRANSPORTATION

## SMART SCALE Round 2

**Nick Donohue**  
Secretary of Transportation  
October 18, 2016



Virginia Department of Rail and Public Transportation

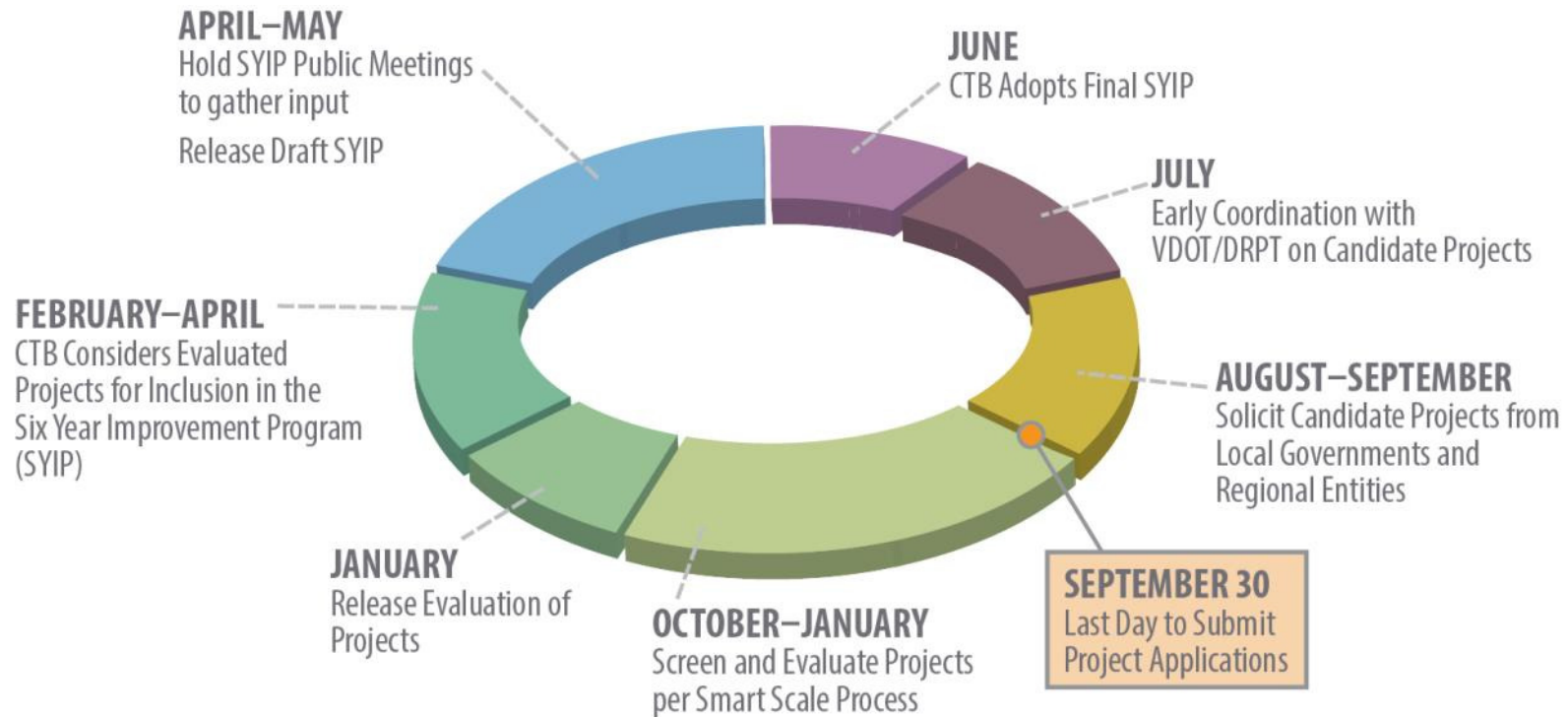




# SMART SCALE

*Funding the Right  
Transportation Projects  
in Virginia*

## Biennial Cycle





# SMART SCALE

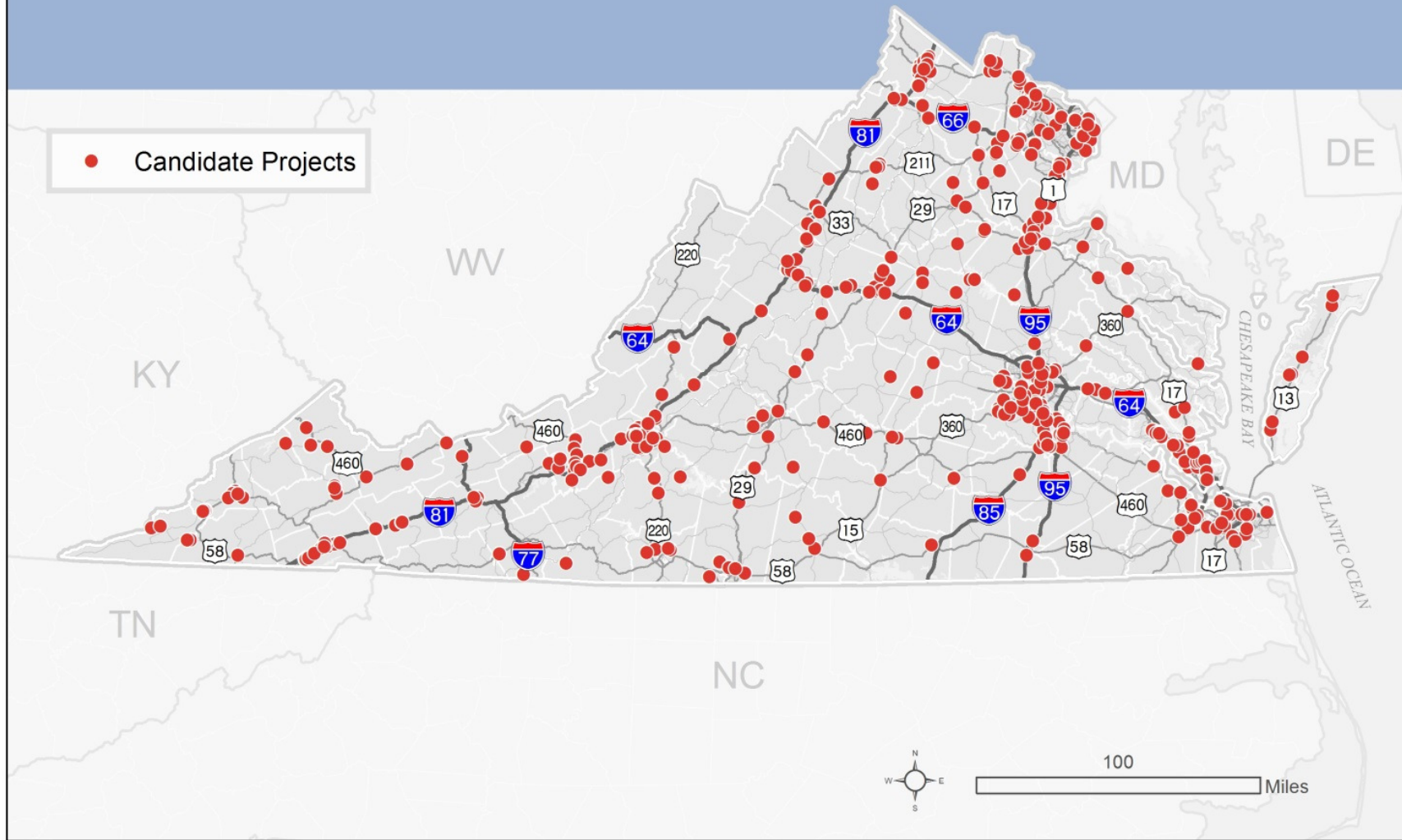
*Funding the Right  
Transportation Projects  
in Virginia*

## Round 2

- 436 applications submitted by 148 entities
- \$9.25 billion in funding was requested
- Applications included \$2.83 billion in other funding
- \$21.2 million average request
- \$650M to \$750M is expected to be available for award

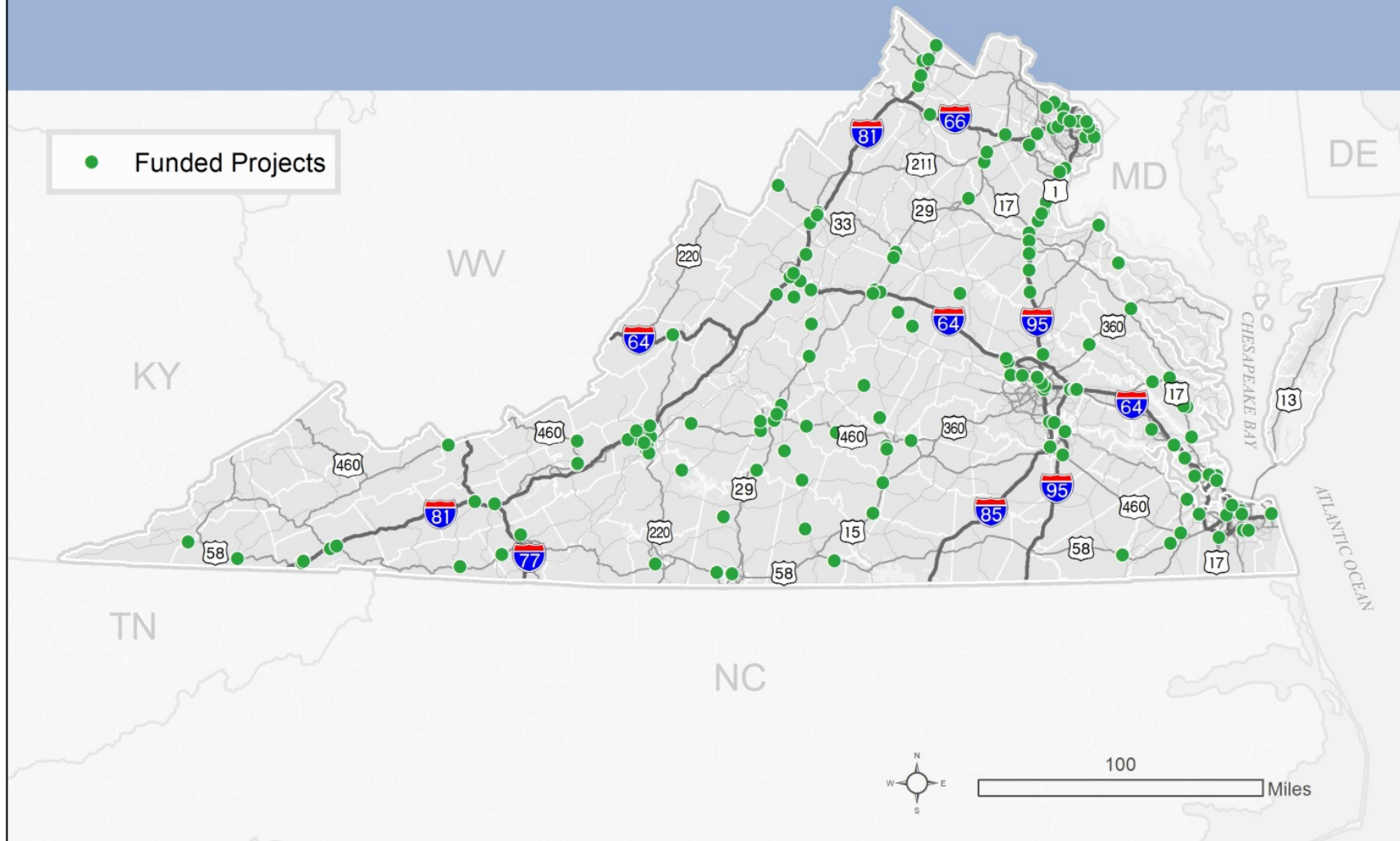
# Virginia Smart Scale Candidate Projects

October 2016



# Virginia Smart Scale Funded Projects

October 2016





# SMART SCALE

*Funding the Right  
Transportation Projects  
in Virginia*

## Round 2 Requests

District	# Apps	SMART SCALE\$ (billions)	Total \$ (billions)
Bristol	47	\$1.07	\$1.07
Culpeper	35	\$0.33	\$0.35
Fredericksburg	27	\$0.69	\$0.70
Hampton Roads	60	\$1.07	\$1.99
Lynchburg	27	\$0.17	\$0.19
NOVA	62	\$3.28	\$4.84
Richmond	79	\$1.16	\$1.33
Salem	53	\$0.91	\$0.96
Staunton	46	\$0.58	\$0.64
<b>Grand Total</b>	<b>436</b>	<b>\$9.25</b>	<b>\$12.09</b>



# SMART SCALE

*Funding the Right  
Transportation Projects  
in Virginia*

## Round 2 Anticipated Available Funding –

District	% of DGP	DGP Funding \$M
Bristol	7.0%	\$22 - \$26
Culpeper	6.2%	\$20 - \$23
Fredericksburg	6.9%	\$22 - \$26
Hampton Roads	20.2%	\$65 - \$75
Lynchburg	7.1%	\$23 - \$26
NOVA	20.7%	\$67 - \$77
Richmond	14.4%	\$46 - \$54
Salem	9.6%	\$31 - \$36
Staunton	7.8%	\$25 - \$29
<b>Grand Total</b>		<b>~\$325 - \$375</b>

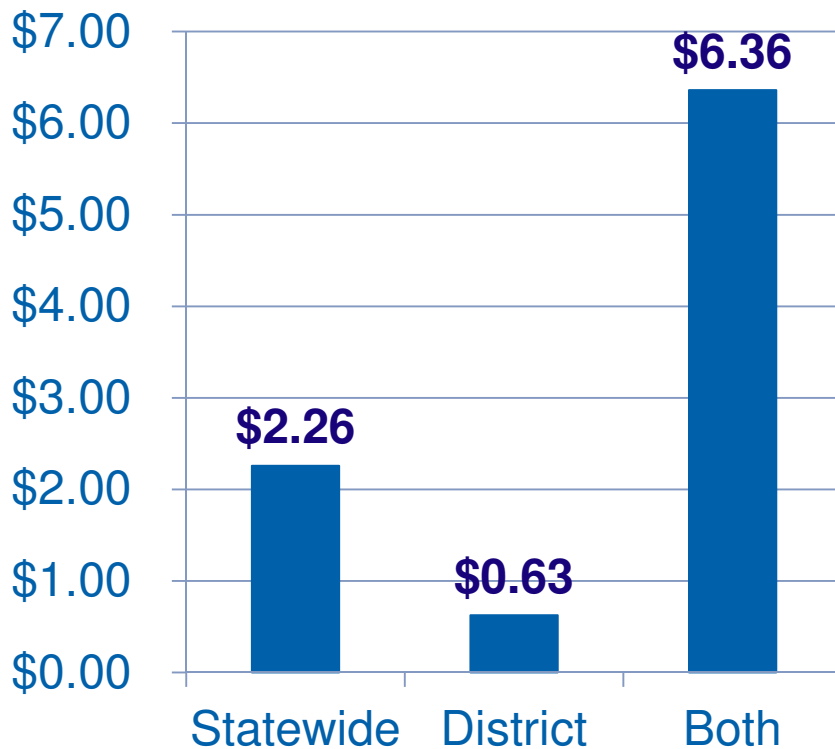


# SMART SCALE

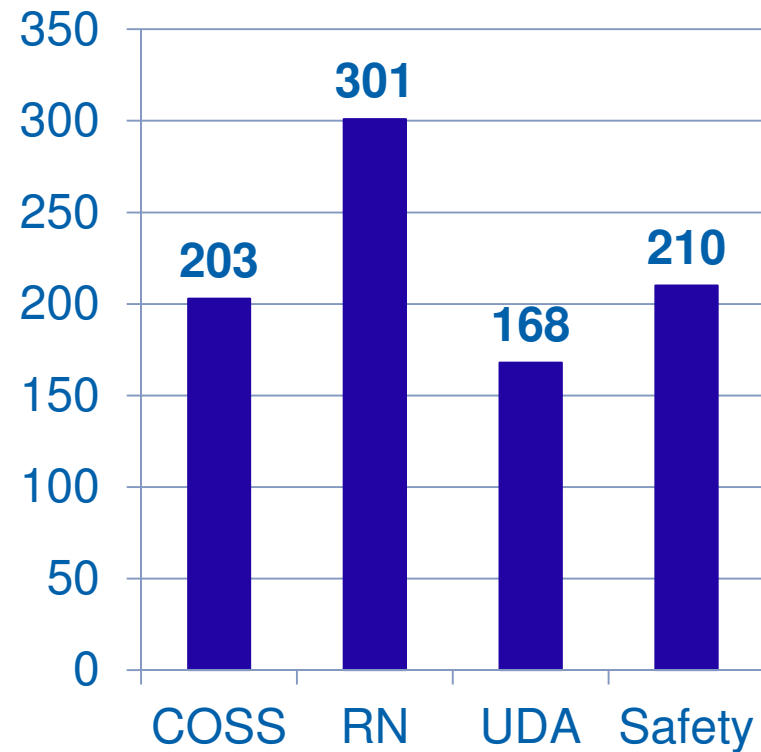
*Funding the Right  
Transportation Projects  
in Virginia*

# Application Summary

### SMART SCALE Request by Program (billions)



### Applications by VTrans Need Category







**SMART  
SCALE**

*Funding the Right  
Transportation Projects  
in Virginia*

## Validation and Screening

- **Office of Intermodal Planning and Investment screening all applications to determine whether solution meets a VTrans need**
- **VDOT/DRPT staff validating information provided in applications**
  - **10% of applications will reviewed twice to ensure statewide consistency**
- **Expect process to be substantially complete by end of October**



# SMART SCALE

*Funding the Right  
Transportation Projects  
in Virginia*

## Moving Forward

- **October**
  - Release list of submitted projects
  - Discuss CTB option to submit up to 2 projects
- **December**
  - Release list of projects that will be not be evaluated due to screening and validation
  - Vote on up to 2 CTB projects to evaluate, if necessary



# SMART SCALE

*Funding the Right  
Transportation Projects  
in Virginia*

## Moving Forward

- **January**
  - Release project scores
  - Release base funding scenario
  
- **Base Funding Scenario**
  1. Fund top scoring projects in each district with DGP funds
  2. Fund top scoring projects not eligible for DGP funds with HPP funds
  3. Fund projects with the highest project benefits that meet the cost-effectiveness threshold with HPP funds

# Six-Year Improvement Program Development

---

- Board requested staff to develop long-term policy for SYIP development in December 2015
- Programs under Board control in SYIP
  - State of Good Repair Program
  - District Grants Program
  - High Priority Projects Program
  - Revenue Sharing Program
  - Transportation Alternatives Program
  - Highway Safety Improvement Program

# State of Good Repair Program

---

- **Program funds annually**
- **Require projects added to SYIP to be fully funded**
- **Funds in later years of SYIP (years 3 through 6) will not be fully allocated to projects**
  - **Biennial update to distribution formula based on changes in asset condition**
  - **Flexibility to address changes in needs as required**
- **~\$200-400M available annually**

# District Grant Program

## High Priority Projects Program

---

- **Program funds biennially**
  - Amount available for award equal to funding anticipated to be available in fifth and sixth years of SYIP
- **Round 2 of SMART SCALE represents initiation of 2-year cycle**
- **Round 3 of SMART SCALE will be a part of the FY20-25 SYIP update**
- **~\$600-800M available each cycle**

# Revenue Sharing Program

## Transportation Alternatives Program

---

- **Program funds biennially**
  - **Amount available for award equal to funding anticipated to be available in first and second years of SYIP**
- **Start two-year cycle with FY18-23 update next year**
- **Transition to two-year cycle will allow local governments to adjust to change**
- **\$200M available each cycle for Revenue Sharing**
- **~\$30M available each cycle for Transportation Alternatives**