



COMMONWEALTH of VIRGINIA
Office of the
SECRETARY of TRANSPORTATION

Interstate 81 Corridor Improvement Program and Fund Update

Commonwealth Transportation Board Meeting
November 2020



Agenda

2019 Acts of Assembly

COVID-19 Traffic Impacts in I-81 Corridor

Performance Measures Comparison

Project Development Process

Assessment of Strategies

Annual Program Allocations and Financing Plan

Takeaway Scorecard

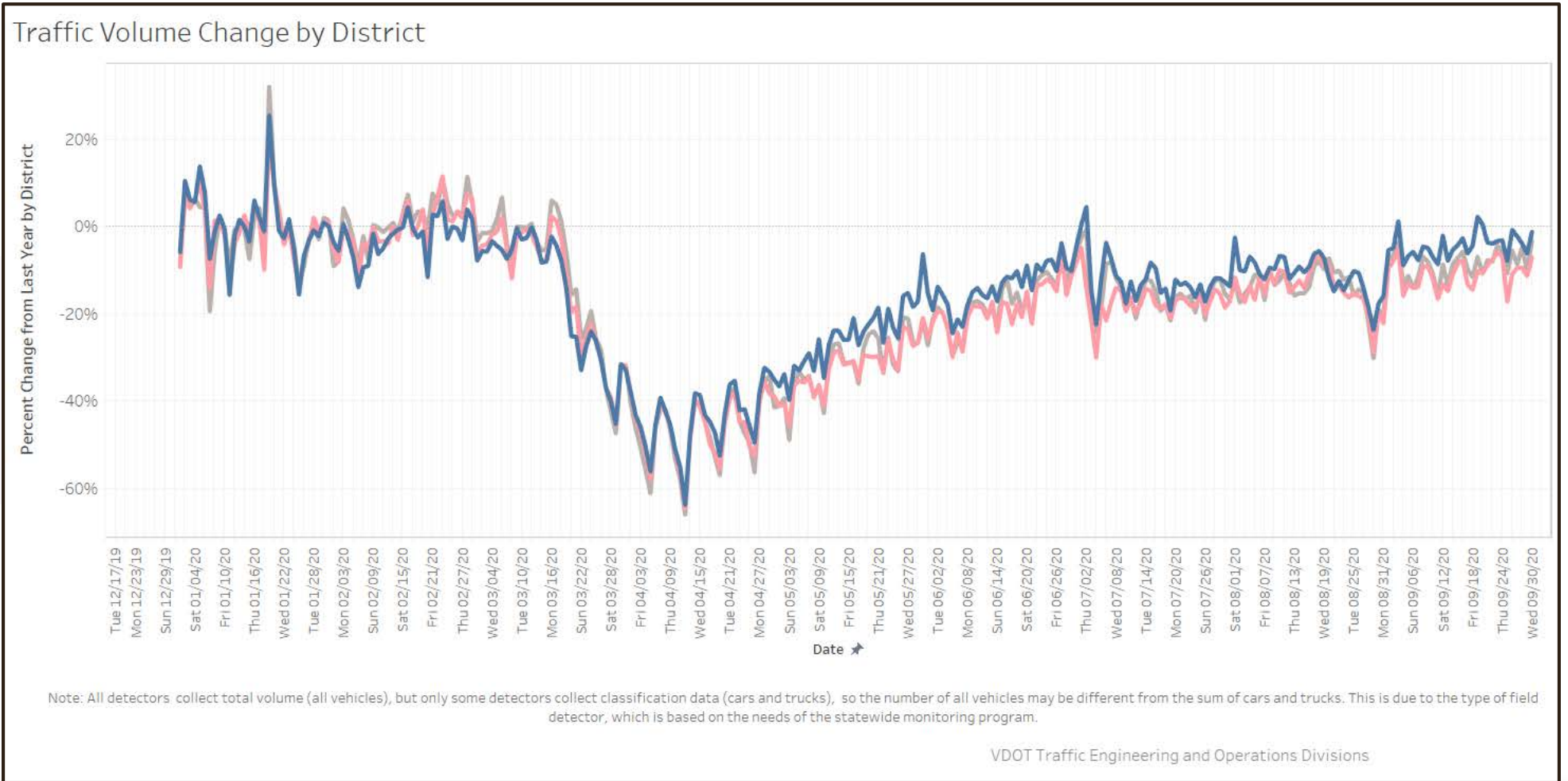
2019 Acts of Assembly

- Chapters 837 and 846 – CTB Report Requirements
- Report by December 15 to General Assembly
 - Performance of the I-81 corridor
 - Effectiveness of operational strategies and capital improvements
 - Status of projects
 - Current and projected I-81 Fund balance
- Annual program allocation
- Financing plan
- Schedule of projects and strategies

COVID-19 Traffic Impacts - All Vehicles

All Vehicle Types

- District
- Bristol
 - Salem
 - Staunton

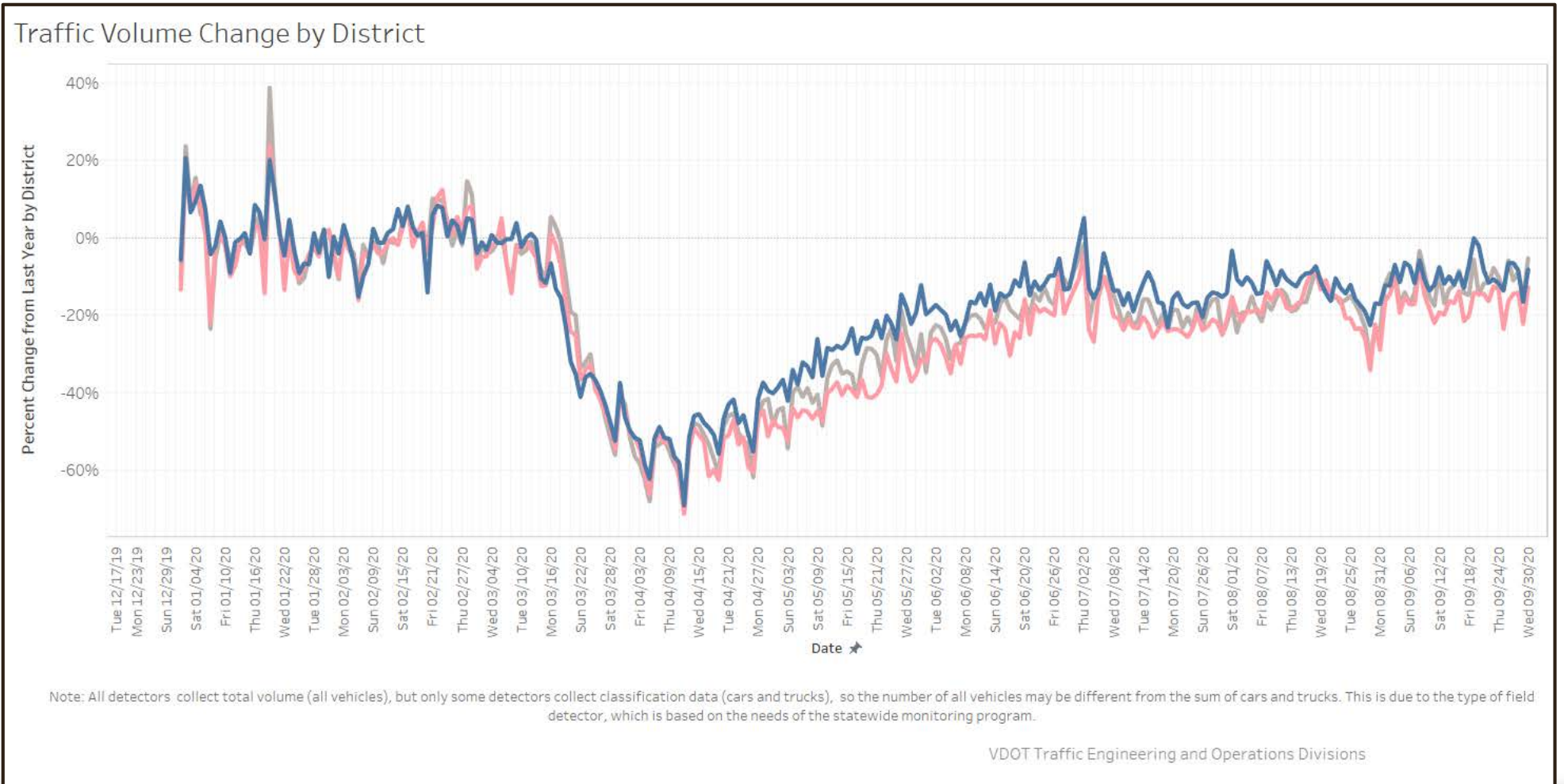


COVID-19 Traffic Impacts - Passenger Vehicles

Passenger Vehicles Only

District

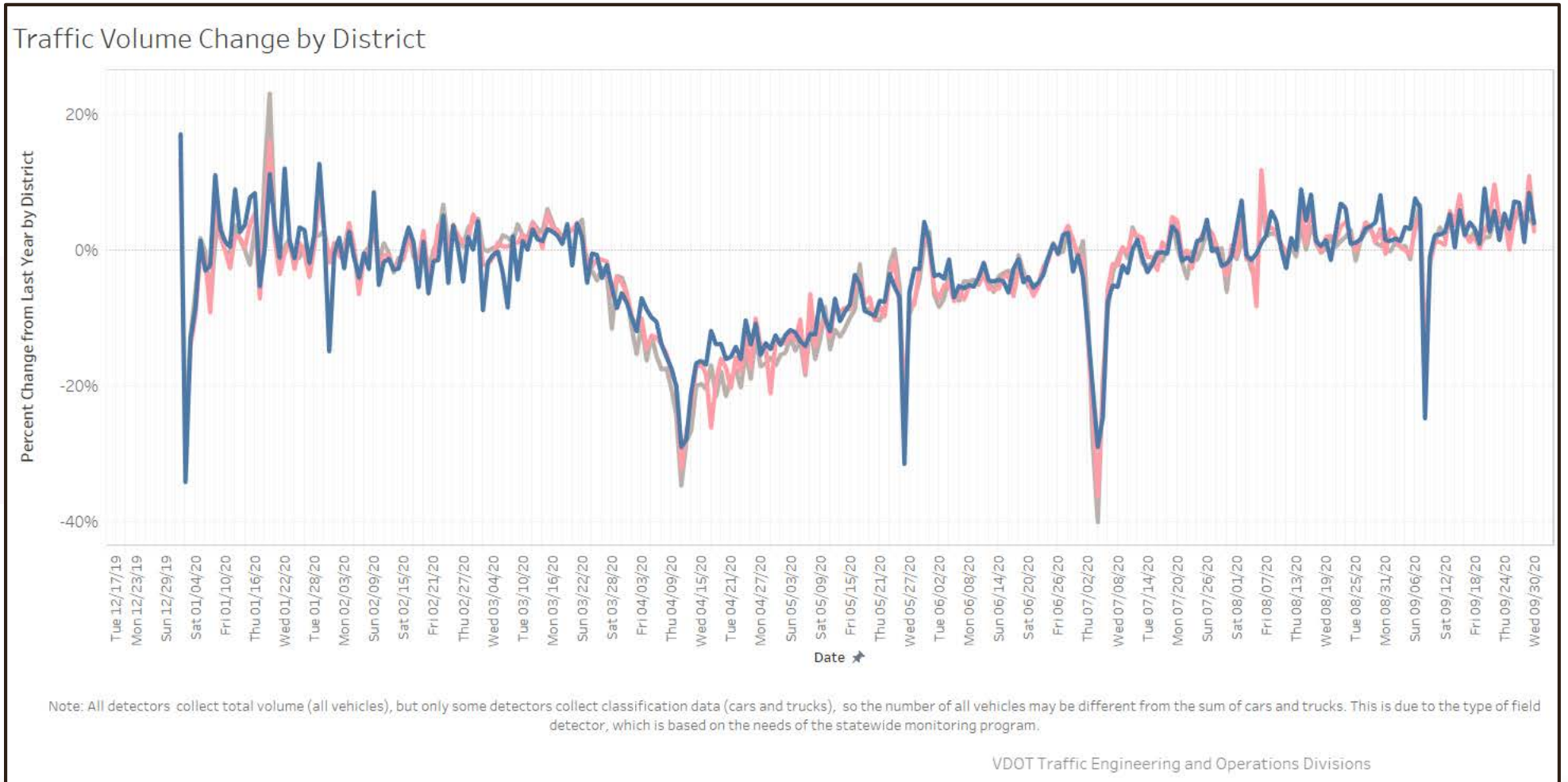
- Bristol
- Salem
- Staunton



COVID-19 Traffic Impacts - Trucks

Trucks Only

District
■ Bristol
■ Salem
■ Staunton



Performance Measures - Baseline

Safety and Performance of I-81

- Crash frequency and severity
- Person-hours of delay
- Number of incidents involving lane closures
- Average duration of incidents involving lane closures

Performance Measures - Baseline Comparison

Comparison of I-81 Corridor Improvement Plan performance measures

Start Year	End Year	Person Hours of Delay (Thousands)			Lane-Impacting Incidents			Hours of Lane Closures		
		Northbound	Southbound	Total	Northbound	Southbound	Total	Northbound	Southbound	Total
2017	2018	2,325	1,919	4,244	1,694	1,622	3,316	2,139	1,794	3,932
2018	2019	2,116	1,471	3,587	1,894	1,691	3,585	2,329	1,812	4,141
Percent Change		-9%	-23%	-15%	12%	4%	8%	9%	1%	5%

Start Year	End Year	EPDO Crashes		
		Northbound	Southbound	Total
2014	2018	51,639	49,109	100,748
2015	2019	49,095	50,012	99,107
Percent Change		-5%	2%	-2%

Operational Improvement Project Status

Operational Improvement Type	Status
Curve Improvements (static and flashing chevrons)	✓
Safety Service Patrol Enhancements	✓
Lift and Tow	✓
Towing and Recovery Incentive Program (TRIP)	March 2021
Traffic Camera Installations	42 cameras on VA 511 8 awaiting VA 511 integration 1 awaiting electric service installation
Changeable Message Signs	Under construction Ahead of schedule Fixed completion date: October 28, 2021



Arterial Improvement Project Status

Corridor-wide Arterial Improvements

- Traffic signal upgrades
 - Planning and design underway in concert with coordination with localities for traffic signal system integration into the VDOT central signal system along entire corridor
- Parallel route upgrades
 - Minor geometric improvement projects to facilitate access to and from I-81 during incidents under design for construction in the near future

Project Development Process - Capital Projects



Capital Improvement Project Status - Bristol District

- 7 projects under design by VDOT staff
- 6 projects under design by on-call consultant
- 2 projects under design by project-specific consultant (procured)
- 1 design-build project under design for December 2020/January 2021 advertisement
- 2 projects - construction complete
- **Of the 18 SYIP projects in Bristol, all are currently under design or have construction completed**



Exit 26 Washington County

Southbound
acceleration and
deceleration lane
extensions



Capital Improvement Project Status - Salem District

- 2 projects under design by VDOT staff
- 0 projects under design by on-call consultant
- 1 project under design by project-specific consultant (procured)
- 2 design-build projects, bundled and advertised (Request for Qualifications), Request for Proposals was advertised in October 2020
- 1 project - construction complete
- **Of the 6 SYIP projects in Salem, all are currently under design or construction**



Exit 89 Pulaski County

Northbound
deceleration lane
extension



Capital Improvement Project Status - Staunton District

- 6 projects under design by VDOT staff
- 1 project under design by on-call consultant
- 2 projects under design by project-specific consultants (procured)
- 0 design-build projects
- 2 projects, bundled are currently under contract negotiation for design services (Weyers Cave northbound and southbound truck climbing lanes)
- 5 projects – construction complete
- **Of the 16 current SYIP projects in the Staunton District, 14 are currently under design or have completed construction**



**Exit 269 -
Shenandoah
County**
**Northbound
deceleration
lane extension**

Exit 283 - Shenandoah County
Southbound acceleration lane extension



Fiscal Year 2020 Performance (in millions)

Interstate 81 Improvement Fund

Source	Estimate (February 2020)	Actual Collections
Regional Fuels Tax	\$55.0	\$69.8
Truck Registration Fee (IRP/License Fee)	30.2	19.3
Road Tax	6.8	3.3
Interest	-	0.7
TOTAL	\$92.0	\$93.1
Project Expenditures through June 30, 2020		\$7.6
Cash Balance on June 30, 2020		\$85.5

Takeaway Scorecard

Activity	Status	Anticipated Completion
Curve improvements (8)	Complete	Fall 2019
Initial accel/decel lane extensions (8)	Complete	Fall 2020
Safety Service Patrol Expansion	Complete	July 2019
Additional Cameras (51)	Nearly Complete	Spring 2021
Additional Changeable Message Signs	Underway	October 2021
Arterial Upgrades	Underway	Varies by project
Remaining capital projects (32)	Underway	Varies by project

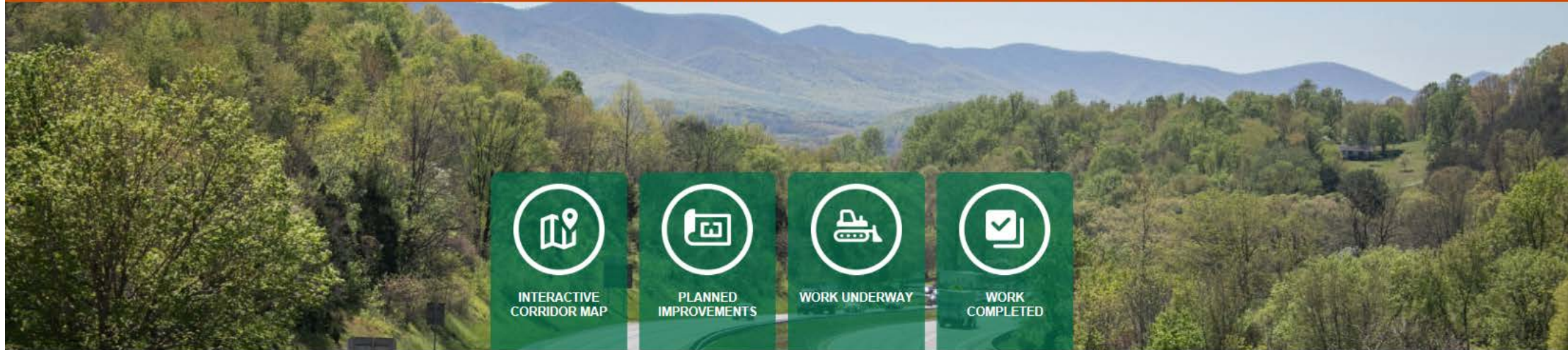
Study Website Improve81.org

IMPROVE 81



Home

Home | Program Overview | Advisory Committee & Meetings | Resources & Documents | News & Alerts | Contact Us



What Is The I-81 Improvement Program?

The I-81 Corridor Improvement Program consists of innovative, targeted improvements that will have a substantial effect on the safety and reliability of a critical portion of our nation's infrastructure.

