



COMMONWEALTH of VIRGINIA

Commonwealth Transportation Board

Shannon Valentine
Chairperson

1401 East Broad Street
Richmond, Virginia 23219

(804) 786-2701
Fax: (804) 786-2940

Agenda item # 12

RESOLUTION OF THE COMMONWEALTH TRANSPORTATION BOARD

December 8, 2021

MOTION

Made By: Ms. Hynes **Seconded By:** Mr. Rucker

Action: Motion carried, unanimously

Title: Action on the Revised Fiscal Year 2022 Annual Budgets for the Commonwealth Transportation Fund and for the Virginia Department of Transportation; Action on the Allocation of Funds made available to the Priority Transportation Fund

WHEREAS, the Commonwealth Transportation Board (the “Board”) is required by §§ 33.2-214 (B) and 33.2-221 (C) of the Code of Virginia (Code) to administer and allocate funds in the Transportation Trust Fund; and

WHEREAS, the Board approved the Commonwealth Transportation Fund Budget and the Virginia Department of Transportation Budget for Fiscal Year 2022 on June 23, 2021; and

WHEREAS, the Item 430 of Chapter 56 of the 2020 Acts of Assembly (Special Session 1) affords flexibilities in the allocation of certain funds that serve to mitigate impacts of the revenue reductions resulting from the COVID-19 pandemic and allows for a phased implementation of the additional revenues made available by Chapters 1230 and 1275 of the 2020 Acts of Assembly; and

WHEREAS, Commonwealth Transportation Fund revenue collections for fiscal year 2021 are \$365.8 million above the official forecast; and

WHEREAS, §33.2-1527 of the Code of Virginia establishes the Priority Transportation Fund and directs among other things, that all revenues that exceed the official forecast, pursuant to 2.2-1503, for (i) the allocation to the Highway Maintenance and Operating Fund established in

Resolution of the Board

Action on the Revised Fiscal Year 2022 Annual Budgets for the Commonwealth Transportation Fund and for the Virginia Department of Transportation; Action on the Allocation of Funds made available to the Priority Transportation Fund

December 8, 2021

Page 2 of 3

§33.2-1530 as set forth in §33.2-1524 and (ii) the allocation to highway and mass transit improvement projects as set forth in §33.2-1524.1, but not including any amounts that are allocated to the Commonwealth Port Fund and the Commonwealth Aviation Fund under such section, be credited into the Priority Transportation Fund; and

WHEREAS, §33.2-1527 states that the Board shall first use funds in the Priority Transportation Fund for debt service payments on bonds or obligations for which the Fund is expressly required for making debt service payments, to the extent needed and further that Board shall use the Fund to facilitate the financing of priority transportation projects throughout the Commonwealth; and

WHEREAS, in the June 23, 2021 resolution of the Board adopting the Six-Year Improvement Program and Rail and Public Transportation Allocations For Fiscal Years 2022 – 2027, the Board expressed its desire that priority in the allocation of any remaining funds in the Priority Transportation Fund, after meeting debt service requirements and then after existing project commitments, be provided to Transforming Rail in Virginia Initiative to expedite the completion of that effort through Phase 4; and

WHEREAS, a proposed plan to utilize \$344.6 million in revenue collections above the official forecast, provided to the Priority Transportation Fund, was presented to the Board on October 19, 2021; and included the following actions:

1. Restore \$39.8 million to the Commonwealth Mass Transit Fund established pursuant to §33.2-1526 to be used for allowable purposes; and
2. Restore \$10.0 million to the Virginia Highway Safety Program established pursuant to §33.2-373 to be used for allowable purposes; and
3. Allocate \$294.8 million to priority projects submitted for consideration in the most recent round of SMART SCALE pursuant to §33.2-214.1 ensuring an equitable distribution of funds throughout the state through approximate use of the Construction District Grant formula pursuant to §33.2-371.

WHEREAS, the Board was presented with proposed allocations to priority projects on October 19, 2021; and

WHEREAS, the Board recommends revisions to the proposed allocations as outlined in Attachment A.

NOW, THEREFORE, BE IT RESOLVED, by the Commonwealth Transportation Board that, notwithstanding the Board's previously stated desire that remaining funds in the Priority Transportation Fund be provided to the Transforming Rail in Virginia Initiative, the recommended Revised Annual Budgets for the Commonwealth Transportation Fund and for the Virginia Department of Transportation reflecting the revenues and allocations related to the available Priority Transportation Fund are approved.

Resolution of the Board

Action on the Revised Fiscal Year 2022 Annual Budgets for the Commonwealth Transportation Fund and for the Virginia Department of Transportation; Action on the Allocation of Funds made available to the Priority Transportation Fund

December 8, 2021

Page 3 of 3

BE IT FURTHER RESOLVED, that the Board finds that the revisions to the proposed allocations to priority projects, including the addition of projects selected in previous rounds of SMART SCALE and other priorities, as outlined in Attachment A are the approach to be used in allocating \$344.6 million in revenue collections above the official forecast.

BE IT FURTHER RESOLVED, that for purposes of addressing budget increases on projects submitted for consideration through round 4 of the SMART SCALE prioritization process and selected for funding using Priority Transportation Fund dollars as outlined in Attachment A, the Board's Policy for Implementation of the SMART SCALE Prioritization Process shall apply.

BE IT FURTHER RESOLVED that the Board hereby approves the allocation of funds as outlined in Attachment A for inclusion in the Final FY 2022-2027 Six-Year Improvement Program.

####

CTB Decision Brief

Action on the Revised Fiscal Year 2022 Annual Budgets for the Commonwealth Transportation Fund and for the Virginia Department of Transportation; Action on the Allocation of Funds made available to the Priority Transportation Fund

Issue: Approval of the Commonwealth Transportation Board (CTB) is sought for: (i) annual budget amendments reflecting the revenues and allocations related to newly available Priority Transportation Funds attributable to revenues exceeding official forecasts; (ii) proposed allocations to priority projects to be used in allocating \$344.6 million in revenue collections above the official forecast and (iii) related allocations to be added the Final FY 2022-2027 Six-Year Improvement Program.

Facts: Commonwealth Transportation Fund Revenue collections for fiscal year 2021 were \$365.8 million above the official forecast.

Section 33.2-1527 of the Code of Virginia establishes the Priority Transportation Fund and directs, among other things, that all revenues that exceed the official forecast, pursuant to 2.2-1503, for (i) the allocation to the Highway Maintenance and Operating Fund established in §33.2-1530 as set forth in §33.2-1524 and (ii) the allocation to highway and mass transit improvement projects as set forth in §33.2-1524.1, but not including any amounts that are allocated to the Commonwealth Port Fund and the Commonwealth Aviation Fund under such section, be credited into the Priority Transportation Fund.

Section 33.2-1527 also states that the Board shall first use funds in the Priority Transportation Fund for debt service payments on bonds or obligations for which the Fund is expressly required for making debt service payments, to the extent needed and states further, that Board shall use the Fund to facilitate the financing of priority transportation projects throughout the Commonwealth. It is noted that, in the June 23, 2021 resolution of the Board adopting the Six-Year Improvement Program and Rail and Public Transportation Allocations For Fiscal Years 2022 – 2027, the Board expressed its desire that priority in the allocation of any remaining funds in the Priority Transportation Fund, after meeting debt service requirements and then after existing project commitments, be provided to the Transforming Rail in Virginia Initiative to expedite the completion of that effort through Phase 4.

On October 19, 2021, a proposed plan to utilize \$344.6 million in revenue collections above the official forecast, credited to the Priority Transportation Fund, was presented to the CTB and included the following proposed actions:

1. Restore \$39.8 million to the Commonwealth Mass Transit Fund established pursuant to §33.2-1526 to be used for allowable purposes; and
2. Restore \$10.0 million to the Virginia Highway Safety Program established pursuant to §33.2-373 to be used for allowable purposes; and
3. Allocate \$294.8 million to priority projects submitted for consideration in the most recent round of SMART SCALE pursuant to §33.2-214.1 ensuring an equitable distribution of funds throughout the state through approximate use of the Construction District Grant formula pursuant to §33.2-371.

The CTB was presented with proposed/recommended allocations to priority projects on October 19, 2021 and recommendations for revisions to the proposed allocations have been made and are reflected in the proposed/recommended allocations set forth in Attachment A.

The CTB approved the Commonwealth Transportation Fund Budget and the Virginia Department of Transportation Budget for Fiscal Year 2022 on June 23, 2021 and amendments are needed to reflect the additional Priority Transportation Funds now available and related allocations.

Recommendations: It is recommended that the CTB approve: (i) annual budget amendments reflecting the revenues and allocations related to the newly available Priority Transportation Funds, notwithstanding that the allocations will be provided to projects other than the Transforming Rail in Virginia Initiative; (ii) proposed allocations to priority projects as outlined in Attachment A to be used in allocating \$344.6 million in revenue collections above the official forecast and (iii) related allocations to be added the Final FY 2022-2027 Six-Year Improvement Program.

It is also recommended that for purposes of addressing budget increases on projects submitted for consideration through round 4 of the SMART SCALE prioritization process and selected for funding using Priority Transportation Funds as outlined in Attachment A, the Board's Policy for Implementation of the SMART SCALE Prioritization Process shall apply.

Action Required by CTB: Adopt a Resolution setting forth the recommended actions/approvals.

Result if Approved: A new budget reflecting the revenues and allocations related to the newly available Priority Transportation Funds will be established with allocations to priority projects outlined in Attachment A being made and added to the Final FY 2022-2027 Six-Year Improvement Program.

Options: Approve, Deny, or Defer.

Public Comments/Reactions: N/A

Attachment A

Bristol

Fund:

- US 23 at Hilton Road Access Modifications in Scott County for \$3.1M
- College Avenue Access Management & Sidewalks in the Town of Bluefield for \$2.6M
- Widen US 11 Eastern Section in the City of Bristol for \$13.4

Culpeper

Fund:

- Route 29 and Lees Mill Road Intersection R-CUT in Fauquier County for \$6.8M
- Route 522 / Route 20 Roundabout in Orange County for \$10.9M

Fredericksburg

Fund:

- US Rte 1 STARS-Rte 3 off-ramp/Spotsylvania Ave improvements in the City of Fredericksburg for \$9.5M
- Onville Road Improvements in Stafford County for \$8.5M
- Rte. 17B and TC Walker Intersection Improvements in Gloucester County for \$2.6M

Hampton Roads

Unfund:

- Route 17 Route 171 Intersection Improvements in York County for \$16.7M
- NB RT 168/RT 17 WB I-64 Ramp Improvement in the City of Chesapeake for \$8.1M

Fund:

- Route 10/32 Diverging Diamond Interchange in the City of Suffolk for \$12.9M
- Main Street (U.S. Route 258) at Route 10 Bypass in Isle of Wight County for \$8.5M
- Route 17 (Bridge Road) Roadway Widening in the City of Suffolk for \$9.8M
- I-64/Denbigh Boulevard Interchange in the City of Newport News in the City of Newport News for \$27.2M to cover additional cost to address FHWA requirement to include Denbigh on-ramp to I-64 WB in SSR4 selected project

Attachment A

Lynchburg

Unfund:

- US 58/Route 751 Intersection in Halifax County for \$2.7M

Fund:

- 643 (High St.) & Oak St. / Griffin Blvd. Roundabout in the Town of Farmville for \$14.8M
- Waterlick Congestion and Safety Improvements in Campbell County for \$1.5M - SSR1 UPC 109555 has had two unsuccessful advertisements (no bids, one high bid). Before cancelling the project, it will be readvertised with a project in Salem. PTF will be used to cover anticipated cost increase based on the previous high bid.
- Route 221 Intersection Improvements in the City of Lynchburg for \$2.8M –SSR3 UPC 113116 to cover a cost increase associated with the at-grade intersection scope of work

Northern Virginia

Fund:

- Sycolin Road-Loudoun Center Place to Crosstrail Boulevard in Loudoun County for \$15.1M
- North Woodbridge Mobility Improvements (Marina Way extended) in Prince William County for \$25.3M
- Braddock Road at Old Lee Road Improvements in Fairfax County for \$16.0M
- Fund Braddock Road Multimodal Improvements Phase I in Fairfax County (UPC 119477) for \$6M to replace \$6M Fairfax committed to fund to a reduced amount as part of the SSR4 consensus scenario
- Route 1 Multimodal Improvements in Arlington County for \$3.9M to fund a portion of the state's commitment to this project related to Amazon

Richmond

Unfund:

- A Gillies Creek Greenway in the City of Richmond for \$3.7M
- F Clay Street Streetscape Improvements in the City of Richmond \$8.3M
- Alverser at Old Buckingham Roundabout in Chesterfield County \$7.8M
- B James River Branch - Rail to Trail Greenway in the City of Richmond \$14.3M
- Matoaca Road at Woodpecker Road – Roundabout in Chesterfield County for \$7.1M

Attachment A

Fund:

- Various Fall Line Trail projects to be identified for \$42.7M

Salem

Unfund:

- Orange Avenue Improvements in the City of Roanoke for \$23.M

Fund:

- Route 460 and Alt. Route 220 Intersection Improvements in Roanoke County for \$19.2M
- Prices Fork/ Peppers Ferry Turn Lane Improvements in Montgomery County for \$8.5M to enable incorporation of pedestrian improvements that were part of companion SSR4 project App ID 7074 that was not selected.

Staunton

Fund:

- Route 42 Corridor Improvements – East in the Town of Woodstock for \$2.7M
- Broad Street Streetscape in the City of Waynesboro for \$7.2M
- Exit 317 NB Ramp Realignment to Redbud Rd Location in Frederick Count for \$6.9M
- Route 11/Old Charles Town Roundabout in Frederick County for \$6.4M

Virginia Highway Safety Program

Fund:

- Systemic countermeasures for rural two lane roads for \$10M

Transit

Fund:

- TRIP for \$1.6M
- Various transit capital projects to be identified by DRPT for \$38.2M

FY22 - MERIT Capital Assistance

December 2021 - FY22 SYIP Additions

Summary Table

Project Type	Number	Total Cost	FTA 5311 Cost	Total State Cost
Minor Enhancements (MIN)	47	\$ 24,625,703	\$ 468,606	\$ 13,727,761
Major Expansions (MAJ)	2	\$ 129,663,000	\$ -	\$ 22,851,000
Transit Ridership Incentive Program (TRIP)	2	\$ 3,019,639	\$ -	\$ 1,628,580
Total	51	\$ 157,308,342	\$ 468,606	\$ 38,207,341

Minor Enhancement (MIN) Projects - Funding Threshold 15 Points

Grantee	Capital Budget Item	MERIT Project Type	MIN Technical Score	Total Cost	State Share	State Cost
Charlottesville Area Transit	Surveillance / Security Equipment - On Board	Admin/Maintenance Facilities - All	20	\$ 136,298	68%	\$ 92,683
Greater Richmond Transit Company	ADP Software - Operations	Technology/Equipment - Operations Support	20	\$ 150,000	68%	\$ 102,000
Hampton Roads Transit	ADP Software - Operations	Technology/Equipment - Operations Support	20	\$ 815,142	68%	\$ 554,297
Hampton Roads Transit	Control / Signals System	Technology/Equipment - Operations Support	20	\$ 4,761,998	16%	\$ 761,920
Hampton Roads Transit	ADP Software - Operations	Technology/Equipment - Operations Support	20	\$ 449,413	68%	\$ 305,601
Hampton Roads Transit	ADP Hardware - Operations	Technology/Equipment - Operations Support	20	\$ 2,431,000	68%	\$ 1,653,080
Hampton Roads Transit	ADP Software - Operations	Technology/Equipment - Operations Support	20	\$ 1,606,523	68%	\$ 1,092,436
NVTC - Fairfax County	Fare Collection Equipment	Technology/Equipment - Operations Support	20	\$ 1,500,000	68%	\$ 1,020,000
RADAR UHSTS	Surveillance / Security Equipment - Facility	Admin/Maintenance Facilities - All	20	\$ 85,000	16%	\$ 13,600
PRTC	Surveillance / Security Equipment - Facility	Admin/Maintenance Facilities - All	19	\$ 95,480	68%	\$ 64,926
RADAR UHSTS	Rehab/Renovation of Maint Facility	Admin/Maintenance Facilities - All	19	\$ 50,000	16%	\$ 8,000
RADAR UHSTS	Rehab/Renovation of Admin Building	Admin/Maintenance Facilities - All	19	\$ 15,000	16%	\$ 2,400
STAR Transit	Rehab/Renovation of Yards & Shops	Admin/Maintenance Facilities - All	19	\$ 30,000	16%	\$ 4,800
STAR Transit	Rehab/Renovation of Yards & Shops	Admin/Maintenance Facilities - All	19	\$ 47,000	16%	\$ 7,520
STAR Transit	Rehab/Renovation of Admin/Maint Facility	Admin/Maintenance Facilities - All	19	\$ 15,000	16%	\$ 2,400
City of Suffolk - Suffolk Transit	Engineering & Design of Admin/Maint Facility	Admin/Maintenance Facilities - All	18	\$ 160,500	16%	\$ 25,680
City of Winchester	Rehab/Renovation of Yards & Shops	Admin/Maintenance Facilities - All	18	\$ 203,250	16%	\$ 32,520
Hampton Roads Transit	EF3600 HRT Paving Program	Admin/Maintenance Facilities - All	18	\$ 590,442	68%	\$ 401,501
Hampton Roads Transit	Rehab/Renovation of Admin/Maint Facility	Admin/Maintenance Facilities - All	18	\$ 844,997	68%	\$ 574,598
Hampton Roads Transit	Surveillance / Security Equipment - Facility	Admin/Maintenance Facilities - All	18	\$ 451,479	68%	\$ 307,006
Hampton Roads Transit	Surveillance / Security Equipment - Facility	Admin/Maintenance Facilities - All	18	\$ 481,440	68%	\$ 327,379
Hampton Roads Transit	Facility Equipment - Electrical Equipment	Admin/Maintenance Facilities - All	18	\$ 211,250	68%	\$ 143,650
NVTC - Arlington County	Passenger Shelters and Amenities	Customer Facilities - Bus Stop/ Shelter Improvements	18	\$ 426,000	68%	\$ 289,680
NVTC - Arlington County	Bus Stop ADA Improvements	Customer Facilities - Bus Stop/ Shelter Improvements	18	\$ 669,000	68%	\$ 454,920
PRTC	Rehab/Renovation of Admin/Maint Facility	Admin/Maintenance Facilities - All	18	\$ 61,800	16%	\$ 9,888
RADAR UHSTS	Van/Sedan/Station Wagon/SUV/Pickup - 4 years/100,000 miles	Vehicles - Support Vehicles	18	\$ 80,000	16%	\$ 12,800
Town of Blacksburg	Facility Equipment - Mechanical Equipment	Admin/Maintenance Facilities - All	18	\$ 31,500	68%	\$ 21,420
Town of Blacksburg	Facility Equipment - Mechanical Equipment	Admin/Maintenance Facilities - All	18	\$ 6,500	68%	\$ 4,420
Virginia Regional Transit	Yards & Shops	Admin/Maintenance Facilities - All	18	\$ 14,000	16%	\$ 2,240
Williamsburg Area Transit Authority	Passenger Shelters and Amenities	Customer Facilities - Bus Stop/ Shelter Improvements	18	\$ 150,000	68%	\$ 102,000
Williamsburg Area Transit Authority	Passenger Shelters and Amenities	Customer Facilities - Bus Stop/ Shelter Improvements	18	\$ 25,000	68%	\$ 17,000
Bay Aging	Rehab/Renovation of Admin/Maint Facility	Admin/Maintenance Facilities - All	17	\$ 100,000	16%	\$ 16,000
Greater Richmond Transit Company	Rehab/Renovation of Maint Facility	Admin/Maintenance Facilities - All	17	\$ 100,000	68%	\$ 68,000
Greater Richmond Transit Company	Rehab/Renovation of Admin/Maint Facility	Admin/Maintenance Facilities - All	17	\$ 55,000	68%	\$ 37,400
Hampton Roads Transit	Rehab/Renovation of Admin Building	Admin/Maintenance Facilities - All	17	\$ 633,748	68%	\$ 430,949
Hampton Roads Transit	Rehab/Renovation of Admin Building	Admin/Maintenance Facilities - All	17	\$ 528,123	68%	\$ 359,124
NVTC - Fairfax County	Passenger Shelters and Amenities	Customer Facilities - Bus Stop/ Shelter Improvements	17	\$ 1,200,000	68%	\$ 816,000
Town of Altavista	Purchase Storage Facility	Admin/Maintenance Facilities - All	17	\$ 25,000	16%	\$ 4,000
Town Of Blackstone/ Blackstone Area Bus System	Passenger Shelters and Amenities	Customer Facilities - Bus Stop/ Shelter Improvements	17	\$ 75,000	16%	\$ 12,000
Town Of Blackstone/ Blackstone Area Bus System	Route Signage (Bus Stop Signs)	Customer Facilities - Bus Stop/ Shelter Improvements	17	\$ 3,300	16%	\$ 528
City of Suffolk - Suffolk Transit	Force Account Construction	Customer Facilities - Bus Stop/ Shelter Improvements	16	\$ 15,000	16%	\$ 2,400
Danville Transit System	ADA Equipment	Technology/Equipment - Onboard Systems—Safety	16	\$ 46,458	16%	\$ 7,433
Greater Richmond Transit Company	Passenger Shelters and Amenities	Customer Facilities - Bus Stop/ Shelter Improvements	16	\$ 506,100	68%	\$ 344,148
NVTC - Fairfax County	Van/Sedan/Station Wagon/SUV/Pickup - 4 years/100,000 miles	Vehicles - Support Vehicles	16	\$ 300,006	68%	\$ 204,004
City of Suffolk - Suffolk Transit	Passenger Shelters and Amenities	Customer Facilities - Bus Stop/ Shelter Improvements	15	\$ 15,000	16%	\$ 2,400
Hampton Roads Transit	Surveillance / Security Equipment - On Board	Technology/Equipment - Onboard Systems—Safety	15	\$ 1,432,956	68%	\$ 974,410
Hampton Roads Transit	Surveillance / Security Equipment - On Board	Technology/Equipment - Onboard Systems—Safety	15	\$ 2,995,000	68%	\$ 2,036,600

Major Expansion (MAJ) Projects - Funding Threshold: 3.4 MERIT Score

Grantee	Project Name	Improvement Type	Project Benefit Score	MERIT Score (Benefit/ Cost in \$10M)	Total Project Cost	State Cost
Virginia Railway Express (VRE)	Lifecycle Overhaul and Upgrade Facility - Maintenance Yard	Admin/ Maintenance Facility	18.2	81.4	\$ 41,400,000	\$ 2,240,000
NVTC - Arlington County	Shirlington Operations Facility	New Operations Facility	6.9	3.4	\$ 88,263,000	\$ 20,611,000

Transit Ridership Incentive Program (TRIP) - Tier II Zero Fare and Low Income Pilot Projects

Grantee	Project Name	Project Type	Total Cost	State Cost
Charlottesville Area Transit (CAT)	CAT - Zero Fare Program	Entirely Zero Fare System	\$ 1,882,272	\$ 1,066,620
Fredericksburg Regional Transit (FRED)	FRED - Zero Fare Program	Entirely Zero Fare System	\$ 1,137,367	\$ 561,960

Revised Fiscal Year 2022

Commonwealth Transportation Fund Budget
December 2021



Virginia Department of Transportation

Budget and Funds Management Division

1221 E. Broad Street, 4th Floor


Richmond, VA 23219

Telephone: (804) 225-3552

Internet Address: <http://www.virginiadot.org/projects/reports-budget.asp>

Table of Contents

Commonwealth Transportation Fund Revenues	4
Commonwealth Transportation Fund Recommended Distributions	8
Summary of Revenues	12




During its 2020 session, the Virginia General Assembly enacted the Governor's Omnibus Transportation Bill, Chapter 1230 (House Bill 1414), which revised the composition of and increased available revenues for transportation funding in the Commonwealth. Under Chapter 1230, the Commonwealth Transportation Fund (CTF) serves as the fund to which all transportation revenues are deposited and then distributed to programs and funds. These transportation revenues include: (i) motor vehicles fuels taxes and road taxes for diesel fuel; (ii) vehicle registration fees; (iii) highway use fee; (iv) 0.5% statewide sales and use tax; (v) 0.3% statewide sale and use tax for transportation; (vi) 4.15% percent motor vehicles sales and use tax; (vii) motor vehicle rental tax (10 percent of gross proceeds from rentals for most passenger vehicles); (viii) \$0.03 of the \$0.25 per \$100 of assessed value of the statewide recordation tax; (ix) tax on liquid alternative fuel, set at the rate for gasoline; (x) International Registration Plan fees; and (xi) one-third of the revenue from insurance premium taxes.

Chapter 1230 also amends the allocation of funds. Before funds are distributed between the Transportation Trust Fund and the Highway Maintenance and Operating Fund ("HMO Fund"), (i) \$40 million annually will be deposited into the Route 58 Corridor Development Fund; (ii) \$40 million annually will be deposited into the Northern Virginia Transportation District Fund; and (iii) \$80 million annually (as adjusted annually based on changes in consumer price index for urban consumers) will be deposited into the Special Structure Fund. Enactment Clause 11 of Chapter 1230 provides the Commonwealth Transportation Board the ability to take actions deemed necessary in fiscal years 2021, 2022, and 2023 to ensure funds for modal programs and the highway maintenance and operating fund are at least equal to the amounts provided for in the six-year financial plan for the Commonwealth Transportation Fund as in effect on January 1, 2020.

Toll revenue and concession payments to the Commonwealth under the Public-Private Transportation Act of 1995 also would be deposited to the Commonwealth Transportation Fund and allocated to the Transportation Trust Fund (for defined purposes and not available for further distribution). Interest, dividends, and appreciation accrued to the Transportation Trust Fund or the HMO Fund also would be allocated to the Commonwealth Transportation Fund and distributed two-thirds to the Virginia Transportation Infrastructure Bank and one-third to the Transportation Partnership Opportunity Fund.

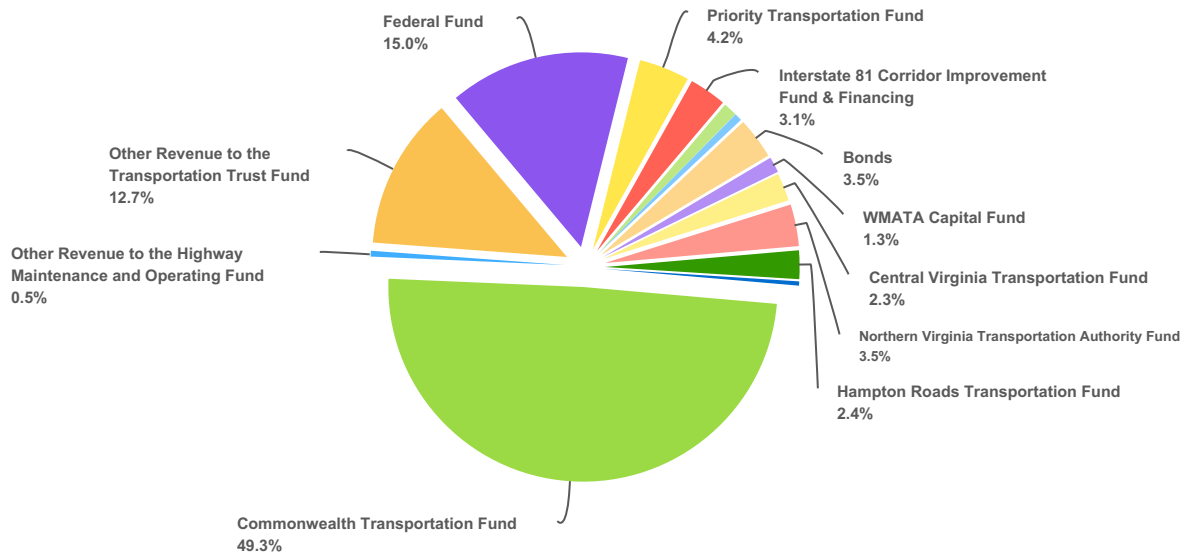
The remaining funds in the Commonwealth Transportation Fund are allocated 51% to the HMO Fund and 49% to the Transportation Trust Fund. Chapter 1230 directs the following distribution of funds from the Transportation Trust Fund: (i) 53% for construction programs; (ii) 23% to the Commonwealth Mass Transit Fund; (iii) 7.5% to the Commonwealth Rail Fund; (iv) 2.5% to the Commonwealth Port Fund; (v) 1.5% to the Commonwealth Aviation Fund; (vi) 1% to the Commonwealth Space Flight Fund; (vii) 10.5% to the Priority Transportation Fund; and (viii) 1% to the Department of Motor Vehicles. Enactment Clause 11 of Chapter 1230 also allows the Commonwealth Transportation Board to take actions deemed necessary in fiscal years 2021, 2022, and 2023 to ensure appropriate coverage ratios for any outstanding debt backed by the Transportation Trust Fund.

The Revised Fiscal Year 2022 budget for the CTF identifies the estimated revenues and the distribution of the revenues to the related transportation agencies and programs. It is based on the state revenue forecast from December 2020, an interim update from February 2021, estimated federal funding, and reflects the addition of actual FY 2021 revenues in excess of the official budget pursuant to § 33.2-1527 of the Code of Virginia. The budget also applies the flexibility granted in Enactment Clause 11 to continue expectations across transportation agencies. The percentages for CTF and TTF distribution are effective in Fiscal Year 2024. The Revised FY 2022 CTF Budget for FY 2022 totals \$8,529,753,645, a 4.2% increase over the FY 2022 CTF Budget of \$8,185,145,02, and a 9.1% increase from the FY 2021 Budget of \$7,820,904,839.



The CTF receives revenues from dedicated state and federal sources. The major state revenues are based on Virginia's official revenue forecast developed by the Department of Taxation. The federal revenues from the Federal Highway Administration and the Federal Transit Administration are estimated by the Virginia Department of Transportation (VDOT) and the Virginia Department of Rail and Public Transportation (DRPT). Revenues provided are also from funds collected for regional transportation improvements in Northern Virginia, Hampton Roads, and Central Virginia. These funds are dedicated to the efforts of the Northern Virginia Transportation Authority, Central Virginia Transportation Authority, and the Hampton Roads Transportation Accountability Commission.

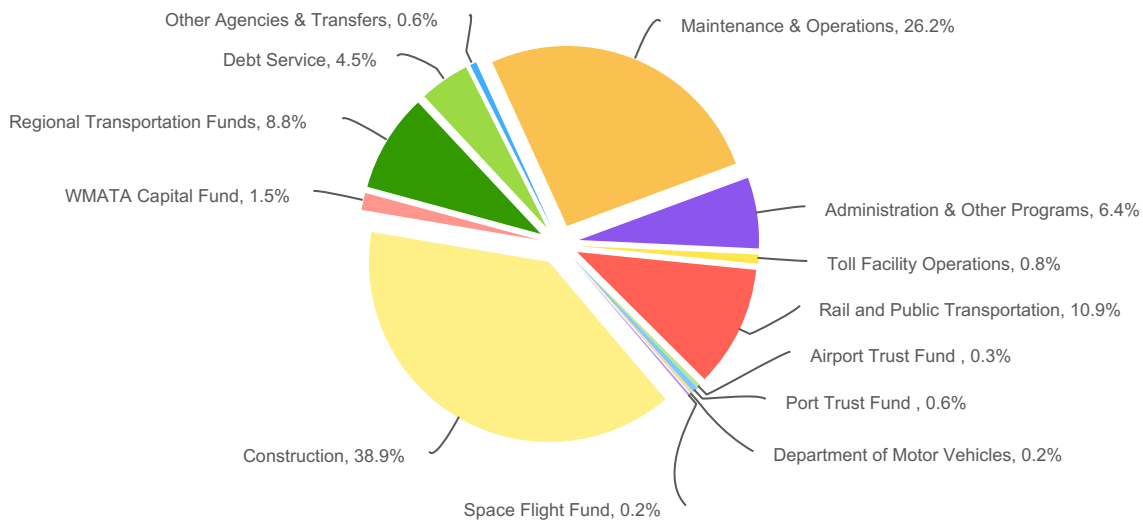
Commonwealth Transportation Fund Total Revenues for FY 2022



Commonwealth Transportation Fund	\$ 4,205,500,000
Other Revenue to the Highway Maintenance and Operating Fund	42,504,565
Other Revenue to the Transportation Trust Fund	1,083,404,050
Federal Fund	1,279,944,556
Priority Transportation Fund	359,020,211
Interstate 81 Corridor Improvement Fund & Financing	264,686,080
Fuel Tax Revenue for Highway Construction District Grant Program	100,100,000
General Fund	55,000,000
Bonds	294,691,183
Total Operating Revenues	7,684,850,645
Pass Through Revenues	
WMATA Capital Fund	112,103,000
Central Virginia Transportation Fund	200,300,000
Northern Virginia Transportation Authority Fund	297,000,000
Hampton Roads Transportation Fund	203,200,000
Hampton Roads Regional Transit Fund	32,300,000
Subtotal	844,903,000
TOTAL	\$ 8,529,753,645

The revenues are dedicated to specific funds within the CTF. After certain distributions required by the Code of Virginia, the remaining funds in the CTF are allocated 51% to the Highway Maintenance and Operating Fund (HMOF) and 49% to the Transportation Trust Fund. Chapter 1230 directs the following distribution of funds from the Transportation Trust Fund: (i) 53% for construction programs; (ii) 23% to the Commonwealth Mass Transit Fund; (iii) 7.5% to the Commonwealth Rail Fund; (iv) 2.5% to the Commonwealth Port Fund; (v) 1.5% to the Commonwealth Aviation Fund; (vi) 1% to the Commonwealth Space Flight Fund; (vii) 10.5% to the Priority Transportation Fund; and (viii) 1% to the Department of Motor Vehicles.

The revenues for the HMOF support highway maintenance, operations and administration. The Priority Transportation Fund (PTF) revenues are dedicated to debt service on the Commonwealth of Virginia Transportation Capital Projects Revenue Bonds. The Commonwealth Transportation Board can also use the Fund to facilitate the financing of priority transportation projects throughout the Commonwealth. Federal revenues are used for their defined purposes to support construction, maintenance or transit.



Debt Service	\$387,449,459
Other Agencies & Transfers	50,633,130
Maintenance & Operations	2,234,533,271
Administration & Other Programs	543,976,013
Toll Facility Operations	71,104,020
Rail and Public Transportation	929,675,700
Airport Trust Fund	26,713,623
Port Trust Fund	47,840,349
Department of Motor Vehicles	19,748,216
Space Flight Fund	16,571,192
Construction	3,316,605,672
Total Operating Programs	7,644,850,645
Pass Through Programs	
WMATA Capital Fund	132,103,000
Regional Transportation Funds	752,800,000
TOTAL RECOMMENDED DISTRIBUTIONS	\$ 8,529,753,645



STATE REVENUE SOURCES	FY 2022	REVISED FY 2022	INCREASE (DECREASE)
Commonwealth Transportation Fund	\$ 4,205,500,000	\$ 4,205,500,000	\$ —
Revenue Sharing	—	—	—
Highway Maintenance & Operating Fund (HMOF)	42,504,565	42,504,565	—
General Fund	55,000,000	55,000,000	—
Transportation Trust Fund (TTF) and Other State Revenue			
Interest Earnings	28,515,000	28,515,000	—
Toll Facilities	34,354,020	34,354,020	—
Local Revenue Sources	133,131,383	133,131,383	—
Project Participation - Regional Entities	782,764,066	782,764,066	—
CPR Bonds	—	—	—
GARVEE Bonds	76,300,000	76,300,000	—
Route 58 Bonds	219,304,103	219,304,103	—
I-66 Outside the Beltway Concession Fee Payment/Interest	22,094,013	22,094,013	—
Interstate 81 Corridor Improvement Fund	264,686,080	264,686,080	—
Statewide Interstate Improvement Fund	(39,444,828)	(39,444,828)	—
Special Fund Account for the Highway Construction District Grant Program	100,100,000	100,100,000	—
Other Trust Fund Revenue	121,077,476	121,077,476	—
Total TTF and Other Revenue	1,742,881,313	1,742,881,313	—
Priority Transportation Fund (PTF)			
State Revenue	14,411,589	359,020,211	344,608,622
Total PTF	14,411,589	359,020,211	344,608,622
Pass Through Revenues			
Revenue Dedicated to WMATA Capital Fund	112,103,000	112,103,000	—
State Revenue for Regional Entities	732,800,000	732,800,000	—
Total Pass Through Revenues	844,903,000	844,903,000	—
TOTAL STATE REVENUES	6,905,200,467	7,249,809,089	344,608,622
Federal Funding Sources			
Federal Highway Administration (FHWA)	1,199,822,622	1,199,822,622	—
Federal Transit Administration (FTA)	80,121,934	80,121,934	—
Total Federal Funding	1,279,944,556	1,279,944,556	—
TOTAL COMMONWEALTH TRANSPORTATION FUNDS	\$ 8,185,145,023	\$ 8,529,753,645	\$ 344,608,622



DISTRIBUTION OF REVENUE SOURCES	FY 2022	REVISED FY 2022	INCREASE (DECREASE)
Debt Service			
Toll Facilities Debt	\$ —	\$ —	—
Northern Virginia Transportation District	12,604,923	12,604,923	—
Oak Grove Connector	2,128,077	2,128,077	—
Route 28	8,644,519	8,644,519	—
Route 58	29,725,222	29,725,222	—
Interstate 81	6,006,732	6,006,732	—
GARVEE Bonds	134,881,288	134,881,288	—
CPR Bonds	193,458,698	193,458,698	—
Other	—	—	—
Total Debt Service	387,449,459	387,449,459	—
Other Agencies & Transfers			
Trust Fund Management	3,200,876	3,200,876	—
Support to Other State Agencies (excludes DRPT)	42,304,162	42,304,162	—
Indirect Costs	5,128,092	5,128,092	—
Total State Agencies	50,633,130	50,633,130	—
Maintenance & Operations			
Highway System Maintenance	1,756,641,898	1,756,641,898	—
Financial Assist. to Localities for Ground Transportation - Cities	405,955,990	405,955,990	—
Financial Assist. to Localities for Ground Transportation - Counties	71,935,383	71,935,383	—
Total Maintenance & Operations	2,234,533,271	2,234,533,271	—
Tolls, Administration & Other Programs			
Ground Transportation System Planning and Research	91,149,140	91,149,140	—
Environmental Monitoring & Compliance	43,957,252	43,957,252	—
Administrative and Support Services	302,707,781	302,707,781	—
Program Management and Direction	46,161,840	46,161,840	—
Toll Facilities Operations	34,354,020	34,354,020	—
Toll Facility Revolving Account	36,750,000	36,750,000	—
Capital Outlay	60,000,000	60,000,000	—
Total Tolls, Administration & Other Programs	615,080,033	615,080,033	—

DISTRIBUTION OF REVENUE SOURCES	FY 2022	REVISED FY 2022	INCREASE (DECREASE)
Transit and Rail Funds			
Share of TTF Distribution for Transit	\$ 339,368,434	\$ 339,368,434	\$ —
Transit - Share of administrative costs	(685,308)	(685,308)	—
Other Revenue dedicated to Transit	15,759,375	15,759,375	—
Share of TTF Distribution for Rail	100,516,839	100,516,839	—
Rail - Share of administrative costs	(176,369)	(176,369)	—
Federal Transit Authority (FTA)	49,228,459	49,228,459	—
CMAQ (without State Match)	22,243,685	22,243,685	—
STP Regional (without State Match)	14,913,598	14,913,598	—
Rail Fund (with prior year adjustments)	—	—	—
Interest Earnings	2,640,000	2,640,000	—
HB1414 Off the Top to Commonwealth Mass Transit Fund	82,185,240	82,185,240	—
Metro Matters	—	—	—
HB1414 Off the Top to Commonwealth Rail Fund	44,500,000	44,500,000	—
Mass Transit Fund-Support from Construction	96,789,320	96,789,320	—
Rail Fund - Support from Construction	87,500,000	87,500,000	—
Priority Transportation	59,805,427	99,605,427	39,800,000 ²
Other	62,787,000	62,787,000	—
Subtotal Transit and Rail Funds	977,375,700	1,017,175,700	39,800,000
Pass Through Revenue for WMATA Capital			
Dedicated Revenue for WMATA Capital Fund	112,103,000	112,103,000	—
Transfer from NVTD Fund for WMATA Capital Fund	20,000,000	20,000,000	—
Subtotal WMATA Capital Fund	132,103,000	132,103,000	—
Airports - Share of TTF Distribution	25,785,995	25,785,995	—
Airports - Share of administrative costs	(47,372)	(47,372)	—
Revision from prior year	—	—	—
Airports - Interest Earnings	175,000	175,000	—
Directed CTF Allocation	800,000	800,000	—
Total Airport Trust Fund	26,713,623	26,713,623	—
Ports - Share of TTF Distribution	45,125,492	45,125,492	—
Ports - Share of administrative costs	(85,143)	(85,143)	—
Revision from prior year	—	—	—
Ports - Interest Earnings	300,000	300,000	—
Directed CTF allocation	2,500,000	2,500,000	—
Total Port Trust Fund	47,840,349	47,840,349	—
Department of Motor Vehicles - Share of TTF Distribution	8,963,900	8,963,900	—
DMV - Share of administrative costs	(15,684)	(15,684)	—
Directed CTF allocation	10,800,000	10,800,000	—
Total DMV	19,748,216	19,748,216	—
Virginia Commercial Space Flight Authority - Share of TTF Distribution	15,800,000	15,800,000	—
Space Flight Authority - Share of administrative costs	(28,808)	(28,808)	—
Directed CTF allocation	800,000	800,000	—
Total Space Flight Authority	16,571,192	16,571,192	—



DISTRIBUTION OF REVENUE SOURCES	FY 2022	REVISED FY 2022	INCREASE (DECREASE)
Pass Through Revenue Allocations			
Central Virginia Transportation Authority Fund	\$ 200,300,000	\$ 200,300,000	\$0
Northern Virginia Transportation Authority Fund	329,702,389	329,702,389	—
Hampton Roads Transportation Fund	203,200,000	203,200,000	—
Hampton Roads Regional Transit Fund	32,300,000	32,300,000	—
Total Regional Transportation Programs	765,502,389	765,502,389	—
Construction			
Financial Assistance to Localities for Ground Transportation	14,912,548	14,912,548	—
State of Good Repair Program	249,479,115	249,479,115	—
High Priority Projects Program	249,251,163	249,251,163	—
Construction District Grant Programs	346,881,805	346,881,805	—
Specialized State and Federal Programs	2,078,570,029	2,383,378,652	304,808,623
Total Construction	2,939,094,660	3,243,903,283	304,808,623
Special Structures	60,000,000.00	60,000,000	—
DISTRIBUTION OF COMMONWEALTH TRANSPORTATION FUNDS			
	\$ 8,272,645,023	\$ 8,617,253,645	\$ 344,608,622
Agency Funding Summary:			
VDOT	\$ 7,228,887,690	\$ 7,573,496,312	\$ 344,608,622
Less Support to DRPT	(176,594,747)	(216,394,747)	(39,800,000)
VDOT (Net)	7,052,292,943	7,357,101,565	304,808,622
DRPT	1,109,478,700	1,149,278,700	39,800,000
Ports	47,840,349	47,840,349	—
Aviation	26,713,623	26,713,623	—
DMV	19,748,216	19,748,216	—
Space Flight Authority	16,571,192	16,571,192	—
Grand Total	\$ 8,272,645,023	\$ 8,617,253,645	\$ 344,608,622

CTF State Revenue Details

STATE REVENUE SOURCES	FY 2022	REVISED FY 2022	INCREASE (DECREASE)
State Tax on Motor Fuels	\$1,238,500,000	\$1,238,500,000	\$—
Road Tax	47,200,000	47,200,000	—
Retail Sales & Use Tax	1,214,700,000	1,214,700,000	—
Motor Vehicle Sales and Use Tax	899,600,000	899,600,000	—
International Registration Plan	73,900,000	73,900,000	—
Motor Vehicle Licenses	202,900,000	202,900,000	—
Miscellaneous Revenues	17,300,000	17,300,000	—
Motor Vehicle Rental Tax	29,700,000	29,700,000	—
Aviation Fuels Tax	2,000,000	2,000,000	—
Highway Use Fee	46,600,000	46,600,000	—
Insurance Premium	171,800,000	171,800,000	—
Recordation Tax	57,000,000	57,000,000	—
Total	\$ 3,541,700,000	\$ 4,001,200,000	\$ —

This is a comparison to the revenue estimate provided in the FY 2022 Budget adopted in December 2022 to the FY 2022 Budget.

Endnotes

Endnote Number	Description
1	Reflects the addition of actual FY 2021 revenues in excess of the official revenue estimate pursuant to § 33.2-1527 of the Code of Virginia
2	Reflects dedication of Priority Transportation Funding pursuant to § 33.2-1572 of the Code of Virginia for transit initiatives
3	Reflects dedication of Priority Transportation Funding pursuant to § 33.2-1572 of the Code of Virginia for safety and construction priority projects



Revised Fiscal Year 2022

VDOT Annual Budget
December 2021




Table of Contents

Overview	3
Highway Maintenance and Operating Fund Revenues	6
Commonwealth Transportation Fund & Transportation Trust Fund	7
Other Funds Revenues	8
VDOT Allocations	9
Environmental Monitoring and Evaluation	11
Ground Transportation Planning and Research	12
Highway Construction Programs	13
• State of Good Repair Program	14
• High Priority Projects Program	14
• Construction District Grant Programs	14
• Specialized State and Federal Programs	15
• Highway Construction Program Management	16
Highway System Maintenance	17
Commonwealth Toll Facilities	18
Financial Assistance to Localities	19
Non-Toll Supported Transportation Debt Service	20
Special Structures	21
Administrative and Support Services	22
VDOT Capital Outlay	23
Support to Other State Agencies	24
VDOT Budget Schedule for Fiscal Year 2021	26
Appendix I - Powhite Parkway Extension	28
Appendix I - Coleman Bridge	29
Appendix I - I-66 Inside the Beltway	30
Appendix I - I-64 Express Lanes	31
Index: Acronyms and Terminology	32
Endnotes	33

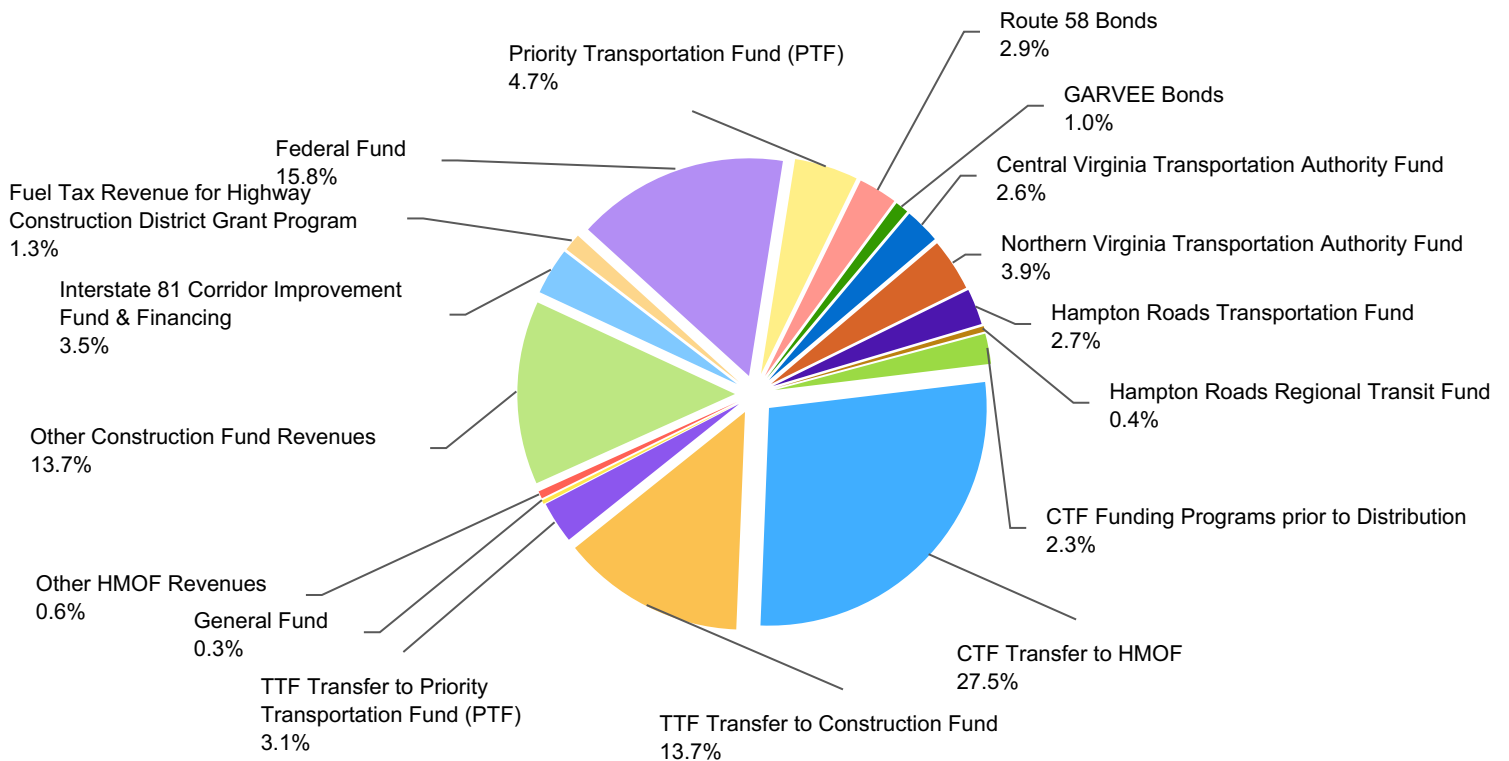
Overview

The Revised Fiscal Year 2022 budget for the Virginia Department of Transportation (VDOT) identifies the estimated revenues and the distribution of the revenues to the related transportation programs. It is based on the interim state revenue forecast from February 2021, estimated federal funding and the addition of actual FY 2021 revenues in excess of the budget pursuant to § 33.2-1527 of the Code of Virginia. The VDOT Budget for FY 2022 totals \$7,573,496,312 a 4.8% increase over the FY 2022 VDOT Budget of \$7,228,887,690 and an 8.3% increase from the FY 2021 Budget of \$6,992,613,613.

Chapter 1230 created the Commonwealth Transportation Fund which serves as the fund to which all statewide transportation revenues are deposited and then distributed to programs and funds. These transportation revenues include: (i) motor vehicles fuels taxes and road taxes for diesel fuel; (ii) vehicle registration fees; (iii) highway use fee; (iv) 0.5% statewide sales and use tax; (v) 0.3% statewide sale and use tax for transportation; (vi) 4.15% percent motor vehicles sales and use tax; (vii) motor vehicle rental tax (10 percent of gross proceeds from rentals for most passenger vehicles); (viii) \$0.03 of the \$0.25 per \$100 of assessed value of the statewide recordation tax; (ix) tax on liquid alternative fuel, set at the rate for gasoline; (x) International Registration Plan fees; and (xi) one-third of the revenue from insurance premium taxes.

VDOT's revenues are provided by dedicated state and federal revenue sources. The major state revenues are estimated by the Department of Taxation and are included in the state's official revenue estimate. VDOT continues to estimate federal revenues based upon information received from Federal Highway Administration (FHWA). The budget also includes the regional revenues provided to the Northern Virginia Transportation Authority, the Hampton Roads Transportation Accountability Commission, and the Central Virginia Transportation Authority.

Source of Transportation Funds



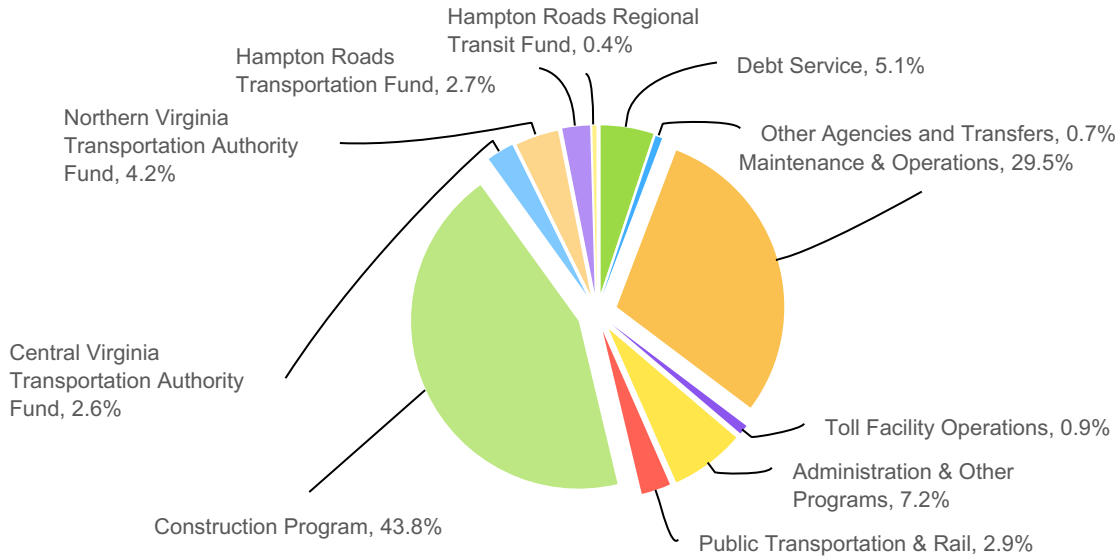
Detailed Sources of Transportation Funds

CTF Funding Programs prior to Distribution	\$ 171,000,000
CTF Transfer to HMOF	2,085,900,000
TTF Transfer to Construction Fund	1,033,919,705
TTF Transfer to Priority Transportation Fund (PTF)	236,500,000
General Fund	22,600,000
Other HMOF Revenues	42,504,565
Other Construction Fund Revenues	1,035,302,834
Interstate 81 Corridor Improvement Fund & Financing	264,686,080
Fuel Tax Revenue for Highway Construction District Grant Program	100,100,000
Federal Fund	1,193,558,814
Priority Transportation Fund (PTF)	359,020,211
Route 58 Bonds	219,304,103
GARVEE Bonds	76,300,000
Subtotal	6,840,696,312
Pass Through Revenues	
Central Virginia Transportation Authority Fund	200,300,000
Northern Virginia Transportation Authority Fund	297,000,000
Hampton Roads Transportation Fund	203,200,000
Hampton Roads Regional Transit Fund	32,300,000
TOTAL	\$ 7,573,496,312

Overview

VDOT's revenues provide funding for debt service, maintenance, administration and construction. This budget reflects the planned use of the revenues available to the agency and also includes the pass through funds to the regions. The following is a summary of the programs by spending category:

Allocations	FY 2022	REVISED FY 2022	INCREASE (DECREASE)
Debt Service	\$387,449,459	\$387,449,459	\$0
Other Agencies and Transfers	50,633,130	50,633,130	—
Maintenance & Operations	2,234,533,271	2,234,533,271	—
Toll Facility Operations	71,104,020	71,104,020	—
Administration & Other Programs	543,976,013	543,976,013	—
Public Transportation & Rail	176,594,747	216,394,747	39,800,000
Construction Program	3,011,797,050	3,316,605,672	304,808,622
Subtotal	\$6,476,087,690	\$6,820,696,312	\$344,608,622
Pass Through Revenues			
Central Virginia Transportation Authority Fund	200,300,000	200,300,000	—
Northern Virginia Transportation Authority Fund	317,000,000	317,000,000	—
Hampton Roads Transportation Fund	203,200,000	203,200,000	—
Hampton Roads Regional Transit Fund	32,300,000	32,300,000	—
TOTAL	\$7,228,887,690	\$7,573,496,312	\$344,608,622



Highway Maintenance & Operating Fund

The Highway Maintenance and Operating Fund (HMOF) is one of VDOT's major funds. The HMOF is intended to provide for the agency's maintenance, operations and administrative needs. Since Fiscal Year 2002, the HMOF has required transfers from the Construction Fund to cover the budgetary needs of the fund. Starting with Fiscal Year 2021, the HMOF is funded by a transfer from the Commonwealth Transportation Fund (CTF) as a result of Chapter 1230. This shift from dedicated revenue sources to a transfer of revenues deposited into the CTF is demonstrated in the chart below.

HMOF Revenue Sources	FY 2022	REVISED FY 2022	Difference
CTF Transfer to HMOF	\$ 2,085,900,000	\$ 2,085,900,000	\$ —
Miscellaneous Revenues	17,300,000	17,300,000	—
Other Revenue	25,204,565	25,204,565	—
Subtotal	\$ 2,128,404,565	\$ 2,128,404,565	\$ —
Transfer from Construction	108,704,104	108,704,104	—
Total	\$ 2,237,108,669	\$ 2,237,108,669	\$ —

Commonwealth Transportation Fund & Transportation Trust Fund

Chapter 1230 amends the allocation of funds. Before funds are distributed between the Transportation Trust Fund and the Highway Maintenance and Operating Fund (HMOF), (i) \$40 million annually will be deposited into the Route 58 Corridor Development Fund; (ii) \$40 million annually will be deposited into the Northern Virginia Transportation District Fund; and (iii) \$80 million annually (as adjusted annually based on changes in consumer price index for urban consumers) will be deposited into the Special Structure Fund. Enactment Clause 11 of Chapter 1230 provides the Commonwealth Transportation Board the ability to take actions deemed necessary in fiscal years 2021, 2022, and 2023 to ensure funds for modal programs and the highway maintenance and operating fund are at least equal to the amounts provided for in the six-year financial plan for the Commonwealth Transportation Fund as in effect on January 1, 2020. The following table provides details on distributions for Fiscal Year 2022.

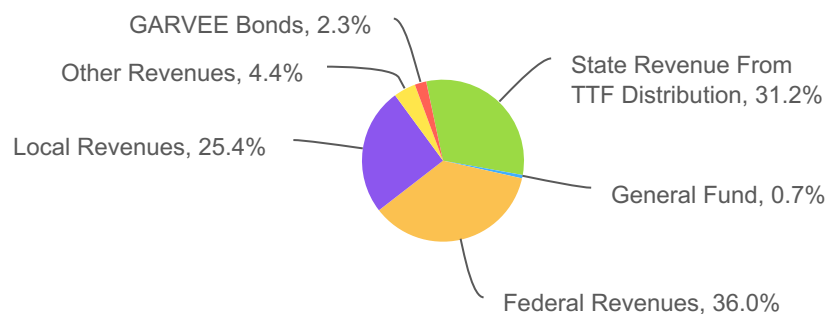
Construction Fund Revenue Sources	FY 2022	REVISED FY 2022	Difference
Distributed to Route 58 Corridor Fund	\$ 40,000,000	\$ 40,000,000	\$ —
Distributed to Northern Virginia Transportation District Fund	40,000,000	40,000,000	—
Distributed to Oak Grove Fund	1,000,000	1,000,000	—
Distributed to TTF for Support	1,034,395	1,034,395	—
Distributed for Omnibus Programs	90,000,000	90,000,000	—
Total	\$ 172,034,395	\$ 172,034,395	\$ —

The Transportation Trust Fund was created by the 1986 Special Session. Through Fiscal Year 2020 VDOT managed the 78.7% of the TTF funds dedicated by the Code of Virginia for highway construction.

Starting with Fiscal Year 2021, the share provided for highway construction is transferred from the CTF to the TTF. The following table identifies the construction fund revenues by major source.

Construction Fund Revenue Sources	FY 2022	REVISED FY 2022	Difference
State Revenue From TTF Distribution	\$ 1,033,919,705	\$ 1,033,919,705	\$ —
General Fund	22,600,000	22,600,000	—
Federal Revenues	1,193,558,814	1,193,558,814	—
Local Revenues	842,853,270	842,853,270	—
Other Revenues	147,130,693	147,130,693	—
GARVEE Bonds	76,300,000	76,300,000	—
Total	\$ 3,316,362,482	\$ 3,316,362,482	\$ —

Construction Fund Revenue by Source, FY 2022



Other Fund Revenues

VDOT manages a number of special funds. Each special fund receives dedicated revenues to be used to support the mission of the program.

Other Fund Revenues	FY 2022	REVISED FY 2022	Difference
Regional Transportation Funds	\$ 732,800,000	\$ 732,800,000	\$ —
Interstate 81 Corridor Improvement Fund	264,686,080	264,686,080	—
Fuel Tax Revenue for the Special Fund Account for the Highway Construction District Grant Program	100,100,000	100,100,000	—
Powhite Parkway Extension Toll Revenue	11,000,000	11,000,000	—
Coleman Bridge Toll Revenue	6,000,000	6,000,000	—
I-66 Inside the Beltway Toll Revenue	15,216,600	15,216,600	—
I-64 Express Lanes Toll Revenue	2,137,420	2,137,420	—
Northern VA Transportation District (NVTD)	7,020,640	7,020,640	—
Oak Grove	1,128,077	1,128,077	—
Priority Transportation Fund (PTF)	236,500,000	581,108,622	344,608,622 ³
Transportation Partnership Opportunity Fund	10,066,667	10,066,667	—
Route 58	219,304,103	219,304,103	—
Route 28	8,644,519	8,644,519	—
Other	18,197,231	18,197,231	—
Total	\$ 1,632,801,337	\$ 1,977,409,959	\$ 344,608,622

Total Construction Major Sources (page 7)	3,316,362,482	3,316,362,482	—
Transfer to HMOF	(108,704,104)	(108,704,104)	—
Total Construction Fund	\$ 4,840,459,715	\$ 5,185,068,337	\$ 344,608,622

VDOT Program Descriptions and Allocations

Summary of Allocations by Program

The following table summarizes VDOT's budget by the major budgetary programs.

	FY 2022	REVISED FY 2022	INCREASE (DECREASE)
Environmental Monitoring and Evaluation (514)	\$ 43,957,252	\$ 43,957,252	\$ —
Ground Transportation Planning and Research (602)	91,149,140	91,149,140	—
Highway Construction Programs (603)	2,970,343,953	3,275,152,575	304,808,622
Highway System Maintenance (604)	1,756,641,898	1,756,641,898	—
Commonwealth Toll Facilities (606)	71,104,020	71,104,020	—
Financial Assistance to Localities (607)	1,258,306,310	1,258,306,310	—
Non-Toll Supported Transportation Debt Service (612)	387,449,459	387,449,459	—
Special Structures (614)	60,000,000	60,000,000	—
Administrative and Support Services (699)	302,707,781	302,707,781	—
VDOT Capital Outlay (998)	60,000,000	60,000,000	—
Support to Other State Agencies	50,633,130	50,633,130	—
Support to DRPT Programs	176,594,747	216,394,747	39,800,000
Total	\$ 7,228,887,690	\$ 7,573,496,312	\$ 344,608,622

Environmental Monitoring and Evaluation (514)

The Environmental Program consists of the following service areas:

Environmental Monitoring and Compliance for Highway Projects (514008) - To provide efforts to evaluate, monitor and maintain the quality of the state's natural resources as part of a balanced consideration of environmental and transportation needs. VDOT's wetland mitigation program is funded in this service area.

Environmental Monitoring Program Management and Direction (514009) - To provide activities related to the management and direction of the program. Adequate and effective management and direction is critical to the success of the program.

Municipal Separate Storm Sewer System Compliance Activities (514010) - To provide efforts to address storm water discharges, including the related operational and maintenance activities, to meet Total Maximum Daily Load reduction targets. VDOT's current Municipal Separate Storm Sewer System (MS4) permit requires VDOT to reduce its pollutant load allocation to the Chesapeake Bay.

ENVIRONMENTAL MONITORING & EVALUATION (514)	FY 2022	REVISED FY 2022	INCREASE (DECREASE)
Environmental Monitoring & Compliance for Highway Projects (514008)	\$10,873,613	\$10,873,613	\$ —
Environmental Monitoring Program Management (514009)	3,595,685	3,595,685	—
Municipal Separate Storm Sewer System Compliance Activities (514010)	29,487,954	29,487,954	—
TOTAL ENVIRONMENTAL MONITORING & EVALUATION	\$ 43,957,252	\$ 43,957,252	\$ —
TTF	43,957,252	43,957,252	—

Ground Transportation Planning & Research (602)

Ground Transportation Planning and Research is comprised of:

Ground Transportation System Planning (602001) - To provide efforts to lead and plan a comprehensive system of ground transportation, including the planning of particular ground transportation projects through surveying, mapping and studies. These studies are the basis for decisions on proposed highway plans, programs and projects, as well as other travel modes and routes throughout Virginia.

Ground Transportation System Research (602002) - To provide efforts devoted to the planning and delivery of a comprehensive ground transportation research, development, consulting and technology transfer program covering the areas of transportation system operations, maintenance, structural design and construction, materials and specifications, safety, environmental stewardship, finance and policy.

Ground Transportation Program Management and Direction (602004) - To provide activities related to the management and direction of the program. Adequate and effective management and direction is critical to the success of the program.

PLANNING & RESEARCH (602)	FY 2022	REVISED FY 2022	INCREASE (DECREASE)
Ground Transportation System Planning (602001) \$	73,335,252	\$ 73,335,252	\$ —
Ground Transportation System Research (602002)	13,471,811	13,471,811	—
Ground Transportation Program Management (602004)	4,342,077	4,342,077	—
TOTAL PLANNING & RESEARCH	\$ 91,149,140	\$ 91,149,140	\$ —
HMOF	16,990,331	16,990,331	—
CONSTRUCTION	53,832,904	53,832,904	—
FEDERAL	20,325,905	20,325,905	—

Highway Construction Programs (603)

For Fiscal Year 2022, the funding made available for distribution is distributed via the formula outlined in the Code of Virginia, § 33.2-358. With the enactment of Chapter 1230, funds are distributed to the following programs: State of Good Repair Program, High Priority Projects Program, Construction District Grant Program, Interstate Operations and Enhancement Program, and Virginia Highway Safety Improvement Program. Enactment Clause 11 of Chapter 1230 provides the Commonwealth Transportation Board the ability to take actions deemed necessary in fiscal years 2021, 2022, and 2023 to ensure funds for modal programs and the highway maintenance and operating fund are at least equal to the amounts provided for in the six-year financial plan for the Commonwealth Transportation Fund as in effect on January 1, 2020. The following table provides details on distributions for Fiscal Year 2022.

The budget also contains a significant application of Toll Credits that are used as "soft match" to meet the nonfederal share matching requirements. The federal share on most projects in the future can effectively be increased up to 100 percent. However, the use of soft match does not increase the federal funding available to Virginia.

CONSTRUCTION (603)	FY 2022	REVISED FY 2022	INCREASE (DECREASE)
State of Good Repair Program (603020)	\$ 249,479,115	\$ 249,479,115	\$ —
High Priority Projects Program(603021)	249,251,163	249,251,163	—
Construction District Grant Programs (603022)	346,881,805	346,881,805	—
Specialized State and Federal Programs (603023)	2,078,570,030	2,383,378,652	304,808,622
Construction Management (603015)	46,161,840	46,161,840	—
TOTAL CONSTRUCTION	\$2,970,343,953	\$3,275,152,575	\$ 304,808,622
CONSTRUCTION	1,604,658,692	1,604,658,692	—
FEDERAL	668,848,360	668,848,360	—
I-81 CORRIDOR IMPROVEMENT FUND	258,679,348	258,679,348	—
STATEWIDE INTERSTATE IMPROVEMENT FUND - PRIOR YEAR ADJUSTMENT	(39,444,828)	(39,444,828)	—
SPECIAL FUND ACCOUNT FOR CONSTRUCTION DGP	100,100,000	100,100,000	—
PTF	2,800,000	307,608,622	304,808,622
TPOF	10,046,154	10,046,154	—
BONDS	—	—	—
VTIB	15,333,333	15,333,333	—
GARVEE BONDS	76,300,000	76,300,000	—
CONCESSION FEE FUND	844,013	844,013	—
GENERAL FUND	22,600,000	22,600,000	—
ROUTE 58	229,366,183	229,366,183	—

Highway Construction Programs (603)

STATE OF GOOD REPAIR PROGRAM (603020)

The purpose of the State of Good Repair Program service area is to allocate funds to state of good repair purposes for reconstruction and replacement of structurally deficient state and locally owned bridges and reconstruction and rehabilitation of pavement on the Interstate System and primary state highway system determined to be deteriorated by the Board, including municipality-maintained primary extensions. (Code of Virginia §33.2-369)

STATE OF GOOD REPAIR PROGRAM (603020)	FY 2022	REVISED FY 2022	INCREASE (DECREASE)
TOTAL STATE OF GOOD REPAIR	\$ 249,479,115	\$ 249,479,115	\$ —
CONSTRUCTION	133,820,047	133,820,047	—
FEDERAL	115,659,068	115,659,068	—

HIGH PRIORITY PROJECTS PROGRAM (603021)

The purpose of the High Priority Projects Program service area is to allocate funds to the established program for projects and strategies that address a transportation need identified for a corridor of statewide significance or a regional network in the Statewide Transportation Plan pursuant to Code of Virginia §33.2-353. From funds allocated to this program, the Board shall allocate funds to the Innovation and Technology Transportation Fund, provided that the allocation shall not exceed \$25 million annually. (Code of Virginia §33.2-370)

HIGH PRIORITY PROJECTS PROGRAM (603021)	FY 2022	REVISED FY 2022	INCREASE (DECREASE)
TOTAL HIGH PRIORITY PROJECTS	\$ 249,251,163	\$ 249,251,163	\$ —
CONSTRUCTION	101,353,566	101,353,566	—
FEDERAL	81,998,290	81,998,290	—
GARVEE	65,899,307	65,899,307	—

CONSTRUCTION DISTRICT GRANT PROGRAMS (603022)

The purpose of the Construction District Grant Programs service area is to allocate funds to the established grant program in each highway construction district to fund projects and strategies that address a need in the Statewide Transportation Plan developed pursuant to Code of Virginia §33.2-353. In accordance with §33.2-359, the Commonwealth Transportation Board shall allocate funds to improve nonsurface treated secondary highways that carry 50 or more vehicles per day. This allocation shall not exceed \$25 million annually (Code of Virginia, §33.2-371).

CONSTRUCTION DISTRICT GRANT PROGRAMS (603022)	FY 2022	REVISED FY 2022	INCREASE (DECREASE)
TOTAL CONSTRUCTION DISTRICT GRANT	\$ 346,881,805	\$ 346,881,805	\$ —
CONSTRUCTION	129,655,711	129,655,711	—
SPECIAL FUND ACCOUNT FOR CONSTRUCTION	100,100,000	100,100,000	—
FEDERAL	106,725,401	106,725,401	—
GARVEE	10,400,693	10,400,693	—

* The amounts provided for High Priority Projects Program and the Construction District Grant Program are reduced to transfer funding to the Maintenance Program, representing 45% of the funds released from the Route 460 Improvements Project. These transfers are planned through FY 2021.

Highway Construction Programs (603)

SPECIALIZED STATE AND FEDERAL PROGRAMS (603023)

The purpose of the Specialized State and Federal Programs service area is to allocate funds to State and Federal Construction Programs that are not components of the other funding distributions. The Federal programs that are exempt from the distribution process are outlined in § 33.2-214.1 of the Code of Virginia (Statewide prioritization process for project selection). These include Congestion Mitigation and Air Quality (CMAQ) funding, Regional Surface Transportation Program funding, and Safety funding. The service area will also allocate bond programs and the state and local components of Revenue Sharing. Anticipated funding from regional entities for projects is also allocated in this service area.

SPECIALIZED STATE AND FEDERAL PROGRAMS (603023)	FY 2022	REVISED FY 2022	INCREASE (DECREASE)
CMAQ & State Match	\$ 40,804,913	\$ 40,804,913	\$ —
Open Container	20,919,874	20,919,874	—
Participating Project Costs	60,000,000	60,000,000	—
Project Participation from HRTAC	—	—	—
HRTAC Participation for Hampton Roads Bridge-Tunnel Expansion Project	584,212,963	584,212,963	—
Project Participation from NVTAC	138,551,103	138,551,103	—
Route 58 Bonds	218,391,183	218,391,183	—
Revenue Sharing	220,210,334	220,210,334	—
Safety & Soft Match	66,318,635	66,318,635	—
STP Set-aside	23,246,788	23,246,788	—
STP Regional & State Match	83,917,886	83,917,886	—
Tele Fees	9,483,037	9,483,037	—
I-66 Outside the Beltway Concession Fee/Interest Earnings	844,013	844,013	—
Interstate 81 Corridor Improvements	258,679,348	258,679,348	—
Statewide Interstate Improvements	99,071,694	99,071,694	—
Highway Improvement Program - CRSSA	37,995,585	37,995,585	—
Improvements to I-64 HRELN	93,100,000	93,100,000	—
PTF for Safety	—	10,000,000	10,000,000
PTF for Construction Projects	2,800,000	297,608,622	294,808,622
Other	120,022,673	120,022,673	—
TOTAL SPECIALIZED STATE AND FEDERAL PROGRAMS (603023)	\$ 2,078,570,029	\$ 2,383,378,651	\$ 304,808,622
CONSTRUCTION	1,193,667,528	1,193,667,528	—
FEDERAL	364,465,601	364,465,601	—
I-81 CORRIDOR IMPROVEMENT FUND	258,679,348	258,679,348	—
STATEWIDE INTERSTATE IMPROVEMENT FUND - PRIOR YEAR ADJUSTMENT	(39,444,829)	(39,444,829)	—
GENERAL FUND	22,600,000	22,600,000	—
PTF	2,800,000	307,608,622	304,808,622
CONCESSION FEE FUND	844,013	844,013	—
OTHER BOND PROGRAMS/FUNDS	249,578,881	249,578,881	—
VTIB	15,333,333	15,333,333	—
TPOF	10,046,154	10,046,154	—

Highway Construction Programs (603)

CONSTRUCTION MANAGEMENT (603015)

The purpose of the construction management program is to provide activities related to the management and direction of the program. Adequate and effective management and direction is critical to the success of the program.

CONSTRUCTION MANAGEMENT (603015)	FY 2022	REVISED FY 2022	INCREASE (DECREASE)
TOTAL CONSTRUCTION MANAGEMENT	\$46,161,840	\$46,161,840	\$ —
	TTF 46,161,840	46,161,840	—

Highway System Maintenance (604)

The maintenance program consists of:

Interstate Maintenance (604001) - To preserve the public's investment through the delivery of an effective and efficient statewide maintenance program to protect and enhance the transportation infrastructure and the safety of the traveling public.

Primary Maintenance (604002) - To preserve the public's investment through the delivery of an effective and efficient statewide maintenance program to protect and enhance the transportation infrastructure and the safety of the traveling public.

Secondary Maintenance (604003) - To preserve the public's investment through the delivery of an effective and efficient statewide maintenance program to protect and enhance the transportation infrastructure and the safety of the traveling public.

Transportation Operations Services (604004) - To improve mobility, safety, travel time reliability and security on the transportation system through the deployment of a variety of operational strategies including regional smart traffic centers, emergency services, traveler services, congestion management and traffic signalization optimization.

Highway Maintenance Program Management and Direction (604005) - To provide activities related to the management and direction of the program. Adequate and effective management and direction is critical to the success of the program.

HIGHWAY SYSTEM MAINTENANCE (604)	FY 2022	REVISED FY 2022	INCREASE (DECREASE)
Interstate Maintenance (604001)	\$ 336,098,854	\$ 336,098,854	\$ —
Primary Maintenance (604002)	504,798,771	504,798,771	—
Secondary Maintenance (604003)	560,697,117	560,697,117	—
Transportation Operations Services (604004)	272,035,360	272,035,360	—
Highway Maintenance Program Management & Direction (604005)	83,008,796	83,008,796	—
TOTAL HIGHWAY SYSTEM MAINTENANCE	\$1,756,641,898	\$1,756,641,898	\$ —
HMOF	1,394,259,930	1,394,259,930	—
FEDERAL	362,381,968	362,381,968	—

* The amounts recommended for FY 2020 include transfers from the funds allocated to the High Priority Projects Program and the Construction District Grant Program, representing a share of 45% of the allocations released from the Route 460 Improvements Project. These transfers are planned through FY 2021.

Commonwealth Toll Facilities

Revenues collected from toll facilities contribute to Virginia's safe and effective transportation system. Of these facilities, four are currently owned and operated by VDOT: Powhite Parkway Extension Toll Road in Chesterfield County, George P. Coleman Bridge in Gloucester County, I-66 Inside the Beltway and I-64 Express Lanes.

Toll Facility Acquisition and Construction (606001) -To provide for efforts to acquire and construct ground transportation toll facilities.

Toll Facility Debt Service (606002) -To provide for the debt service requirements of the debt-financed toll facilities. The bond indentures for the toll facilities require the Commonwealth Transportation Board (CTB) to set toll rates for all classes of vehicles which will provide sufficient net revenues to meet the facility's obligations. Toll roads are typically constructed with debt financing and the subsequent toll collection revenues are used for debt service payments. The remaining state-owned facility collecting tolls to pay debt service on outstanding bonds is the George P. Coleman Bridge located between Gloucester and York counties. The bonds issued to finance the Powhite Parkway Extension have been retired, but the toll revenues are needed to repay the outstanding debts of the facility owed to VDOT and Chesterfield County.

Toll Facility Maintenance and Operation (606003) - To provide for the operational costs of the four toll facilities operated by VDOT: the George P. Coleman Bridge and the Powhite Parkway Extension Toll Road, I-66 Inside the Beltway facility and I-64 Express Lanes. All operating costs associated with that facility are to be paid out of the revenues generated by that facility. Customer service and toll collection are toll facilities' main operations.

Toll Facilities Revolving Fund (606004) - To provide a method to finance and/or refinance existing and potential toll facilities. Funds allocated from the Toll Facilities Revolving Account intended for planned or operating toll facilities are considered advance funding and are expected to be repaid to the Toll Facilities Revolving Account.

COMMONWEALTH TOLL FACILITIES (606)	FY 2022	REVISED FY 2022	INCREASE (DECREASE)
Acquisition & Construction (606001)	\$ —	\$ —	\$ —
Debt Service (606002)	—	—	—
Maintenance & Operations (606003)	34,354,020	34,354,020	—
Toll Facilities Revolving (606004)	36,750,000	36,750,000	—
TOTAL TOLL FACILITIES	\$ 71,104,020	\$ 71,104,020	\$ —
POWHITE	11,000,000	11,000,000	—
COLEMAN	6,000,000	6,000,000	—
I-66 INSIDE THE BELTWAY	15,216,600	15,216,600	—
I-64 EXPRESS LANES	2,137,420	2,137,420	—
TOLL FACILITIES REVOLVING	36,750,000	36,750,000	—

Financial Assistance to Localities (607)

Financial Assistance to Localities consists of:

Financial Assistance for City Road Maintenance (607001) - To provide monetary support to localities for capital improvements and/or maintenance of roads and/or transportation facilities. Direct financial assistance is provided to 84 cities and towns to maintain, operate, and improve their arterial and collector roads and local streets. The level of assistance to the respective local governments for maintenance expenditures is based on the number of qualifying lane-miles in each locality and available funding.

Financial Assistance for County Road Maintenance (607002) - Provide monetary support in lieu of maintenance services to localities for road maintenance and upkeep where such localities have elected to maintain their own highway systems. Currently, Henrico and Arlington maintain their own roads.

Financial Assistance for Planning, Access Roads, and Special Projects (607004) - To manage and distribute funding for recreational and industrial access programs and the Metropolitan Planning federal grant program. The Recreational Access Program provides funding for roads and bikeways to new or expanding non-federal, non-commercial public parks and historic sites. Access roads for qualifying airports and industrial sites, and access tracks for qualified rail users are provided through VDOT's Industrial, Airport, and Rail Access Fund. The Metropolitan Planning Grants are federal funds available to support activities undertaken by Metropolitan Planning Organizations (MPOs) to develop long-range transportation plans and transportation improvement programs.

Distribution of Northern Virginia Transportation Authority Fund Revenues (607006) - To transfer state regional tax revenues to the Northern Virginia Transportation Authority to fund local and regional transportation projects.

Distribution of Hampton Roads Transportation Fund Revenues (607007) - To transfer state regional tax revenues to the Hampton Roads Transportation Accountability Commission to fund local and regional transportation projects.

Distribution of Central Virginia Transportation Authority Fund Revenues (607010) - To transfer state regional tax revenues to the Central Virginia Transportation Authority to fund local and regional transportation projects.

FINANCIAL ASSISTANCE TO LOCALITIES (607)	FY 2022	REVISED FY 2022	INCREASE (DECREASE)
Financial Assistance for City Road Maintenance (607001)	\$ 405,955,990	\$ 405,955,990	\$ —
Financial Assistance for County Road Maintenance (607002)	71,935,383	71,935,383	—
Financial Assistance for Planning, Access Roads, & Special Projects (607004)	14,912,548	14,912,548	—
Distribution of Northern Virginia Transportation Authority Fund Revenues (607006)	329,702,389	329,702,389	—
Distribution of Hampton Roads Transportation Fund Revenues (607007)	235,500,000	235,500,000	—
Distribution of Central Virginia Transportation Authority Fund Revenues (607010)	200,300,000	200,300,000	—
TOTAL FINANCIAL ASSISTANCE TO LOCALITIES	\$1,258,306,310	\$1,258,306,310	\$ —
HMOF	477,891,373	477,891,373	—
CONSTRUCTION	20,493,644	20,493,644	—
FEDERAL	7,121,293	7,121,293	—
CENTRAL VIRGINIA TRANSPORTATION FUND	200,300,000	200,300,000	—
NORTHERN VIRGINIA TRANSPORTATION FUND	317,000,000	317,000,000	—
HAMPTON ROADS TRANSPORTATION FUND	203,200,000	203,200,000	—
HAMPTON ROADS REGIONAL TRANSIT FUND	32,300,000	32,300,000	—

Non-Toll Supported Transportation Debt Service (612)

Non-Toll Supported Transportation Debt Service consists of:

Highway Transportation Improvement District Debt Service (612001) - To provide for the debt service requirements of the bonds sold to finance transportation improvements in special tax districts. There is currently only one such district, the State Route 28 Highway Transportation Improvement District in Fairfax and Loudoun counties.

Designated Highway Corridor Debt Service (612002) - To provide for the debt service requirements of the bonds sold to finance transportation improvements in special designated highway corridors. The Commonwealth Transportation Board has issued transportation revenue bonds for the U.S. Route 58 Corridor Development Program, the City of Chesapeake Oak Grove Connector Project, and the Northern Virginia Transportation District (NVTD) Program.

Commonwealth Transportation Capital Projects Bond Act Debt Service (612004) - To provide for the debt service requirements of the bonds sold to finance transportation improvements under the Commonwealth Transportation Capital Projects Bond Act.

Federal Transportation Grant Anticipation Revenue Notes Debt Service (612005) - To provide for the debt service requirements of the bonds sold as Federal Transportation Grant Anticipation Revenue bonds (GARVEEs).

I-81 Debt Service (612006) - To provide for the debt service requirements of the bonds sold to finance transportation improvements on the Interstate 81 Corridor.

Non-Toll Supported Transportation Debt Service (612)	FY 2022	REVISED FY 2022	INCREASE (DECREASE)
Highway Transportation Improvement Debt Service (612001)	\$ 8,644,519	\$ 8,644,519	—
Designated Highway Corridor Debt Service (612002)	44,458,222	44,458,222	—
Commonwealth Transportation Capital Projects Bond Act Debt Service (612004)	193,458,698	193,458,698	—
Federal Transportation Grant Anticipation Revenue Notes Debt Service (612005)	134,881,288	134,881,288	—
I-81 Debt Service (612006)	6,006,732	6,006,732	—
TOTAL NON-TOLL SUPPORTED DEBT SERVICE	\$ 387,449,459	\$ 387,449,459	\$ —

NVTD	12,604,923	12,604,923	—
OAK GROVE	2,128,077	2,128,077	—
ROUTE 28	8,644,519	8,644,519	—
CPR BONDS	193,458,698	193,458,698	—
ROUTE 58	29,725,222	29,725,222	—
FEDERAL	134,881,288	134,881,288	—

Special Structures (614)

Statewide Special Structures (614000) - Special Structures are very large, indispensable and unique bridges and tunnels identified by the Commissioner of Highways and approved by the Commonwealth Transportation Board. The General Assembly declares it to be in the public interest that the maintenance, rehabilitation, and replacement of special structures in the Commonwealth occur timely as to provide and protect a safe and efficient highway system. The Board is establishing a program for the maintenance, rehabilitation, and replacement of special structures in the Commonwealth. With the assistance of the Department of Transportation, the Board developed and will maintain a plan for the maintenance, rehabilitation, and replacement of special structures in the Commonwealth.

VDOT SPECIAL STRUCTURES	FY 2022	REVISED FY 2022	INCREASE (DECREASE)
TOTAL VDOT SPECIAL STRUCTURES	\$ 60,000,000	\$ 60,000,000	\$ —
SPECIAL STRUCTURES	60,000,000	60,000,000	—

Administrative and Support Services (699)

Administrative and Support Services is comprised of:

General Management and Direction (699001) - To provide for the general administrative management, direction and support activities of VDOT. This includes, but is not limited to, accounting services, human resources, succession planning, health and safety services, procurement, facilities management, management studies, policy analysis, process improvements, performance management, internal auditing, innovative financing, financial planning services and oversight of compensation programs for all VDOT employees.

Information Technology Services (699002) - To provide for administrative management, direction and infrastructure support for tasks including, but not limited to, automated data processing services for citizens and visitors to the Commonwealth, Virginia's legislative bodies, other state and local government agencies as well as its own Department of Transportation employees.

Facilities and Grounds Management Services (699015) - To provide physical plant maintenance needs to VDOT facilities. This maintenance work is considered ordinary or routine nature and includes the cost of labor, equipment and materials to make minor repairs to utilities such as plumbing, heating, and electrical; and the maintenance of driveways, parking lots, and yards. The service area also funds small renovation/alteration projects that cost no more than \$10,000.

Employee Training and Development (699024) - To provide Employee Training and Development services to VDOT. This includes traditional classroom training and related development activities and tuition reimbursement.

ADMINISTRATIVE & SUPPORT SERVICES (699)	FY 2022	REVISED FY 2022	INCREASE (DECREASE)
General Management & Direction (699001)	\$ 163,937,254	\$ 163,937,254	\$ —
Information Technology Services (699002)	105,791,557	105,791,557	—
Facilities and Grounds Management Services (699015)	20,540,895	20,540,895	—
Employee Training & Development (699024)	12,438,075	12,438,075	—
TOTAL ADMINISTRATIVE & SUPPORT SERVICES	\$ 302,707,781	\$ 302,707,781	\$ —
HMOF	301,673,386	301,673,386	—
CONSTRUCTION	1,034,395	1,034,395	—

VDOT Capital Outlay (998)

Capital Outlay funding is provided to support the agency's building and renovation needs as well as Maintenance Reserve needs. This funding may be used for acquisition of real property (including buildings or plant) or machinery or equipment, new construction, and improvements related to state-owned real property, buildings, plant, machinery or equipment (including plans therefore), as defined in the Code of Virginia. All capital outlay projects must be approved by the Governor and General Assembly via the Six-Year Capital Improvement Plan and the Biennial Budget. VDOT receives direction from the Department of Planning and Budget and the Department of General Services on the development and execution of the Capital Outlay Program.

VDOT CAPITAL OUTLAY (998)	FY 2022	REVISED FY 2022	INCREASE (DECREASE)
TOTAL VDOT CAPITAL OUTLAY	\$ 60,000,000	\$ 60,000,000	\$ —
CONSTRUCTION	60,000,000	60,000,000	—

Program Allocations by Fund

VDOT provides funding to other agencies to cover support activities and services related to the transportation programs.

SUPPORT TO OTHER STATE AGENCIES	FY 2022	REVISED FY 2022	INCREASE (DECREASE)
Transportation Appropriation to Other Agencies			
Department of Education	\$ 279,612	\$ 279,612	\$ —
Marine Resources Commission	313,768	313,768	—
Secretary of Transportation	953,895	953,895	—
Department of State Police	9,083,587	9,083,587	—
Department of Minority Business Enterprise	1,640,575	1,640,575	—
Department of Historic Resources	115,642	115,642	—
Department of Emergency Management	1,295,713	1,295,713	—
Department of Motor Vehicles	14,387,417	14,387,417	—
Department of Treasury	185,187	185,187	—
Virginia Liaison Office	164,267	164,267	—
Office of the State Inspector General	2,083,846	2,083,846	—
SUBTOTAL	30,503,509	30,503,509	—
Transfers to the General Fund			
Department of General Services	388,254	388,254	—
Department of Agriculture & Conservation Services	97,586	97,586	—
Chesapeake Bay Initiatives	10,000,000	10,000,000	—
Indirect Costs	5,128,092	5,128,092	—
Department of Taxation	3,015,689	3,015,689	—
SUBTOTAL	18,629,621	18,629,621	—
Transfers to Other Agencies			
Department of Motor Vehicles (fuel tax evasion)	1,500,000	1,500,000	—
SUBTOTAL	1,500,000	1,500,000	—
TOTAL SUPPORT TO OTHER STATE AGENCIES	\$ 50,633,130	\$ 50,633,130	\$ —
HMOF	46,293,649	46,293,649	—
CONSTRUCTION	2,874,094	2,874,094	—
TPOF	20,513	20,513	—
DMV	15,684	15,684	—
RAIL	176,369	176,369	—
PTF	406,190	406,190	—
PORTS	85,143	85,143	—
AIRPORTS	47,372	47,372	—
DRPT	685,308	685,308	—
SPACE	28,808	28,808	—

Program Allocations by Fund

The following table summarizes VDOT's budget by major program and major fund.

Program	HMOF	Construction	Federal	Bonds	Other*	Total
Environmental Monitoring and Evaluation (514)	\$ —	\$ 43,957,252	\$ —	\$ —	\$ —	\$ 43,957,252
Ground Transportation Planning & Research (602)	16,990,331	53,832,904	20,325,905	—	—	91,149,140
Highway Construction Programs (603)	—	1,604,658,692	668,848,360	76,300,000	925,345,523	3,275,152,575
Highway System Maintenance (604)	1,394,259,930	—	362,381,968	—	—	1,756,641,898
Commonwealth Toll Facilities (606)	—	—	—	—	71,104,020	71,104,020
Financial Assistance to Localities (607)	477,891,373	7,791,255	7,121,293	—	765,502,389	1,258,306,310
Non-Toll Supported Transportation Debt Service (612)	—	—	134,881,288	—	252,568,171	387,449,459
Special Structures (614)	—	60,000,000	—	—	—	60,000,000
Administrative and Support Services (699)	301,673,386	—	—	—	1,034,395	302,707,781
VDOT Capital Outlay (998)	—	60,000,000	—	—	—	60,000,000
Support to Other State Agencies	46,293,649	2,874,094	—	—	1,465,387	50,633,130
Support to DRPT Programs	—	96,789,320	—	—	119,605,427	216,394,747
TOTAL	\$2,237,108,669	\$ 1,929,903,517	\$ 1,193,558,814	\$ 76,300,000	\$2,136,625,312	\$7,573,496,312

* - Other includes I-81 Corridor Improvement Fund, Statewide Interstate Improvement Fund, Tolls, PTF, Route 58, Route 28, Oak Grove, TPOF, Concession Fund Interest and Regional Transportation Funds.

Budget Comparison Schedule for FY 2022

Revenues

Revenue provided by the General Fund of the Commonwealth	\$ 22,600,000
Taxes	893,900,000
Rights and privileges	20,546,755
Sale of property and commodities	—
Interest, dividends, and rents	39,914,823
Fines, forfeitures, court fees	—
Penalties and escheats	6,000,000
Receipts from localities and private sector	903,855,752
Federal grants and contracts	1,193,558,814
Toll revenues	64,354,020
Other	356,993,534
Total Revenues	<u>3,501,723,698</u>

Other Financing Sources

Other financing sources	264,466,829
Bond proceeds	279,986,080
Note proceeds	—
Transfers from other state agencies and General Fund	—
Transfers in	3,527,319,705
Total Other Financing Sources	<u>4,071,772,614</u>

Total Revenues and Other Sources \$7,573,496,312

Budget Comparison Schedule for FY 2022

Revenues

Administrative and support services	\$302,707,781
Ground transportation system planning and research	91,149,140
Highway system acquisition and construction	3,275,152,575
Highway system maintenance	1,756,641,898
Financial assistance to localities	1,258,306,310
Environmental monitoring and compliance	43,957,252
Toll facility operations and construction	71,104,020
Special Structures	60,000,000
Capital outlay	60,000,000
Debt Service	387,449,459
Total Expenditures	<u>7,306,468,435</u>

Other Financing Uses

Other financing uses	—
Transfers to other state agencies and General Fund	267,027,877
Transfers out	—
Total Other Financing Uses	<u>267,027,877</u>

Total Expenditures and Other Uses **\$7,573,496,312**

Revenues and Other Sources Over (Under) Expenditures and **\$ —**

Appendix I - Powhite Parkway Extension (0436) FY 2022

FY 2022 ESTIMATED REVENUE

Toll Revenues	\$ 11,000,000
TOTAL ESTIMATED REVENUES	\$ 11,000,000

Toll Facility Revolving Account Loan Repayment	2,681,653
TOTAL ESTIMATED REVENUE AVAILABLE	\$ 8,318,347

FY 2022 EXPENDITURE BUDGET

Revenue Fund	
Operations	5,716,267
Maintenance Replacement Fund	1,500,000
Estimated Interest Payment to Chesterfield County	1,102,080
TOTAL ESTIMATED EXPENDITURES	\$ 8,318,347

Details of Operating Expenditures	ALLOCATION FY 2022	RECOMMENDED FY 2022	INCREASE (DECREASE)
Personal Services	\$ 1,512,075	\$ 1,550,721	\$ 38,646
Contractual Services	1,389,655	1,374,600	(15,055)
Supplies and Materials	62,300	59,000	(3,300)
Transfer Payments	2,182,862	2,235,446	52,584
Continuous Charges	109,100	116,500	7,400
Property and Improvements	—	—	—
Equipment	1,876,500	380,000	(1,496,500)
Obligations	—	—	—
TOTAL - Operating Expenditures	\$ 7,132,492	\$ 5,716,267	\$ (1,416,225)

Appendix I - Coleman Bridge (0782) FY 2022

FY 2022 ESTIMATED REVENUE

Toll Revenues	6,000,000
TOTAL ESTIMATED REVENUE AVAILABLE	\$ 6,000,000

Toll Facility Revolving Account Loan Repayment	2,774,828
TOTAL ESTIMATED REVENUE AVAILABLE	\$ 3,225,172

FY 2022 EXPENDITURE BUDGET

Revenue Fund	
Operations	2,412,879
Maintenance Replacement Fund	812,293
TOTAL ESTIMATED EXPENDITURES	\$ 3,225,172

Details of Operating Expenditures	ALLOCATION FY 2022	RECOMMENDED FY 2022	INCREASE (DECREASE)
Personal Services	\$ 498,198	\$ 522,269	\$ 24,071
Contractual Services	1,452,300	1,065,660	(386,640)
Supplies and Materials	83,550	76,750	(6,800)
Transfer Payments	375,000	400,000	25,000
Continuous Charges	81,000	48,700	(32,300)
Property and Improvements	—	—	—
Equipment	243,190	299,500	56,310
Obligations	—	—	—
TOTAL - Operating Expenditures	\$ 2,733,238	\$ 2,412,879	\$ (320,359)

Appendix I - I-66 Inside the Beltway (0446) FY 2022

FY 2022 ESTIMATED REVENUE

Toll Revenues	\$ 15,216,600
TOTAL ESTIMATED REVENUES	\$ 15,216,600

FY 2022 EXPENDITURE BUDGET

Revenue Fund	
Operations	13,716,600
Maintenance Replacement Fund	1,500,000
TOTAL ESTIMATED EXPENDITURES	\$ 15,216,600

Details of Operating Expenditures	ALLOCATION FY 2022	RECOMMENDED FY 2022	INCREASE (DECREASE)
Personal Services	596,651	506,369	(90,282)
Contractual Services	8,272,545	7,560,531	(712,014)
Supplies and Materials	—	7,800	7,800
Transfer Payments	794,684	5,641,600	4,846,916
Continuous Charges	—	300	300
Property and Improvements	—	—	—
Equipment	—	—	—
Obligations	—	—	—
TOTAL - Operating Expenditures	\$ 9,663,880	\$ 13,716,600	\$ 4,052,720

Appendix I - I-64 Express Lanes (0447) FY 2022

FY 2022 ESTIMATED REVENUE

Toll Revenues	\$ 1,891,614
TOTAL ESTIMATED REVENUES	\$ 1,891,614
 <i>Cash Balance from Prior Year</i>	 245,806
TOTAL ESTIMATED REVENUE AVAILABLE	\$ 2,137,420

FY 2022 EXPENDITURE BUDGET

Revenue Fund	
Operations	2,137,420
TOTAL ESTIMATED EXPENDITURES	\$ 2,137,420

Details of Operating Expenditures	ALLOCATION FY 2022	RECOMMENDED FY 2022	INCREASE (DECREASE)
Personal Services	\$250,000	255,870	\$5,870
Contractual Services	2,187,000	1,581,375	(605,625)
Supplies and Materials	5,000	175	(4,825)
Transfer Payments	642,000	300,000	(342,000)
Continuous Charges	—	—	—
Property and Improvements	—	—	—
Equipment	—	—	—
Obligations	—	—	—
TOTAL - Operating Expenditures	\$3,084,000	\$2,137,420	(\$946,580)

Index: Acronyms and Terminology

Term	Description
BROS	Bridge Off-System
CMAQ	Congestion Mitigation and Air Quality
CPR	Capital Projects Revenue Bonds
CTF	Commonwealth Transportation Fund
DRPT	Department of Rail and Public Transportation
FHWA	Federal Highway Administration
GARVEE	Federal Grant Anticipation Revenue Bonds
HMOF	Highway Maintenance and Operating Fund
MWAA	Metropolitan Washington Airports Authority
NHPP	National Highway Performance Program
NVTD	Northern Virginia Transportation District
Oak Grove	City of Chesapeake Oak Grove Connector Project Bonds
PTF	Priority Transportation Fund
Soft Match	The budget contains a significant application of Toll Credits that are used as "soft match" to meet the non-federal share matching requirements. Section 120(j) of Title 23 permits states to substitute certain previous toll-financed investments for state matching funds on current Federal-aid projects. It permits the non-Federal share of a project's cost to be met through a "soft match" of toll credits. The federal share on most projects in the future can effectively be increased up to 100 percent. However, the use of soft match does not increase the federal funding available to Virginia.
STP	Surface Transportation Program
STP Regional	Federal allocation that is to be used in urbanized areas with population greater than 200,000 – This portion is to be divided among those areas based on their relative share of population
STP Statewide	Surface Transportation Program sub-allocation that may be used in any area of the State
STP Under 200,000	Federal allocation that is to be used in areas with population greater than 5,000 but no more than 200,000
STP Under 5,000	Federal allocation that is to be used in areas with population of 5,000 or less
TAP	Transportation Alternatives Program
Tele Fees	Allocation of revenue from Public Rights-of-Way Use Fee to a provider of telecommunications service
Toll Facilities Revolving	Toll Facilities Revolving Account
TPOF	Transportation Partnership Opportunity Fund
TTF	Transportation Trust Fund

Endnotes

Endnote Number	Description
1	Reflects dedication of Priority Transportation Funding pursuant to § 33.2-1572 of the Code of Virginia for transit initiatives
2	Reflects dedication of Priority Transportation Funding pursuant to § 33.2-1572 of the Code of Virginia for safety and construction priority projects
3	Reflects the addition of actual FY 2021 revenues in excess of the official revenue estimate pursuant to § 33.2-1527 of the Code of Virginia