



COMMONWEALTH of VIRGINIA

Commonwealth Transportation Board

W. Sheppard Miller, III
Chairperson

1401 East Broad Street
Richmond, Virginia 23219

(804) 482-5818
Fax: (804) 786-2940

COMMONWEALTH TRANSPORTATION BOARD WORKSHOP AGENDA

VDOT Central Office Auditorium
1221 East Broad Street Richmond, Virginia 23219
June 21, 2022
12:15 p.m.

1. Federal Multimodal Project Discretionary Grants
Virginia 2022 Applications
Ben Mannell, Virginia Department of Transportation
2. Bowers Hill Environmental Impact Statement
Chris Swanson, Virginia Department of Transportation
3. 2021 Transportation Initiative Final Report
Wendy Thomas, Virginia Department of Transportation
4. Rail Industrial Access
Mike Todd, Virginia Department of Rail and Public Transportation
5. FY 2023 - 2028 CTF Six-Year Financial Plan and
FY 2023 CTF and VDOT Budget
Laura Farmer, Virginia Department of Transportation
6. FY 2023 – DRPT Budget and Six-Year Improvement Program
Tanyea Darrisaw, Virginia Department of Rail and Public Transportation
Grant Sparks, Virginia Department of Rail and Public Transportation
Emily Stock, Virginia Department of Rail and Public Transportation
7. Final FY 2023 – 2028
Six-Year Improvement Program
Kimberly Pryor, Virginia Department of Transportation
8. SMART SCALE Proposed Project Cancellation
Brambleton Ave/Tidewater Drive Intersection Improvements UPC
111017- Located in the Hampton Roads District
Kimberly Pryor, Virginia Department of Transportation
9. SMART SCALE Budget Increase Request
Brambleton Ave/Park Ave Intersection Improvements
UPC 111019- Located in the Hampton Roads District
Kimberly Pryor, Virginia Department of Transportation

Agenda
Meeting of the Commonwealth Transportation Board
Workshop Session
June 21, 2022
Page 2

10. Director's Items

Jennifer DeBruhl, Virginia Department of Rail and Public Transportation

11. Commissioner's Items

Stephen Brich, Virginia Department of Transportation

12. Secretary's Items

Shep Miller, Secretary of Transportation

#



FEDERAL MULTIMODAL PROJECT DISCRETIONARY GRANTS (MPDG)

Virginia Applications 2022

 Ben Mannell, AICP

June 21, 2022

MPDG Overview- Applications due May 23, 2022

Approximately \$2.9B nationally

Combines three grant programs:

INFRA- Infrastructure for Rebuilding America- \$1.55B

MEGA- National Infrastructure Project Assistance- \$1B

Rural- Rural Surface Transportation Program- \$300M

Grant provides up to 60% construction costs, up to 80% federal funding

Eligible projects could include highway, bridge, freight, port, passenger rail, and public transportation projects of national and regional significance

Connecting National Landing

Location: Arlington, VA

**Estimated Project Cost:
\$364.5M**

**Federal Grant Request:
\$97M**

**Federal, State, Regional and Local Contributions:
\$267.5M**

https://www.virginiadot.org/projects/northern_virginia/proposed_connecting_national_landing.asp



CONNECTING NATIONAL LANDING
Connecting Communities Through Travel Choices



Contact:
Ben Mannell, AICP
ben.mannell@vdot.virginia.gov

1401 E. Broad St.
Richmond, Virginia 23219

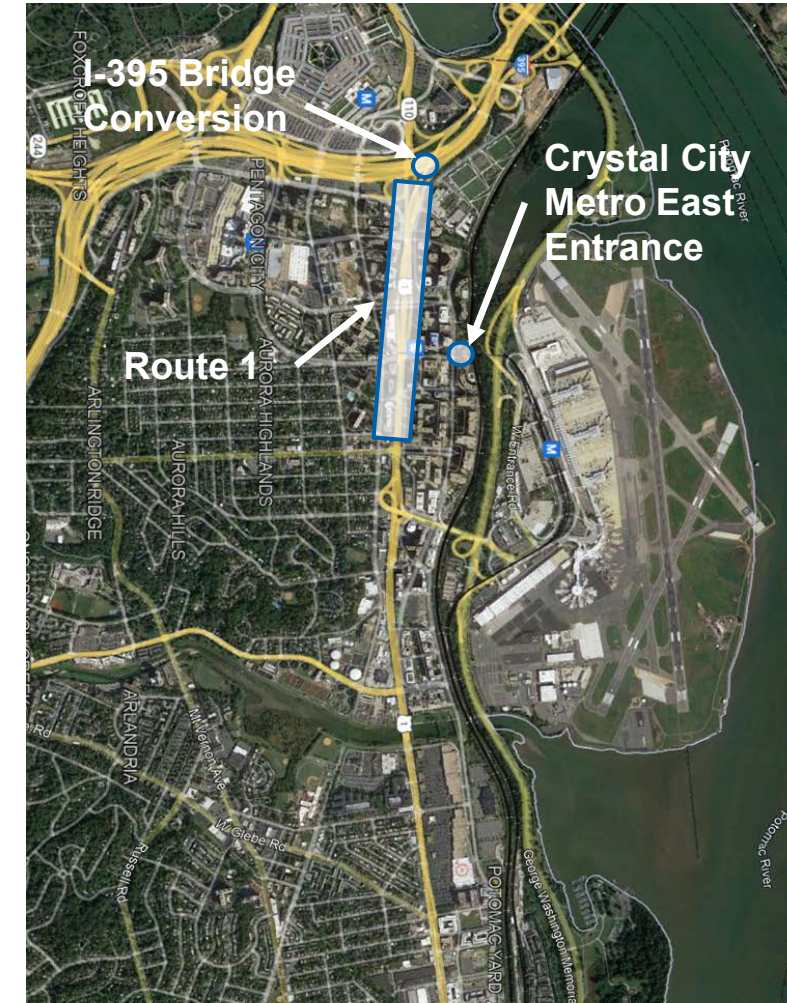
[Connecting National Landing](#)

Connecting National Landing: Project Components

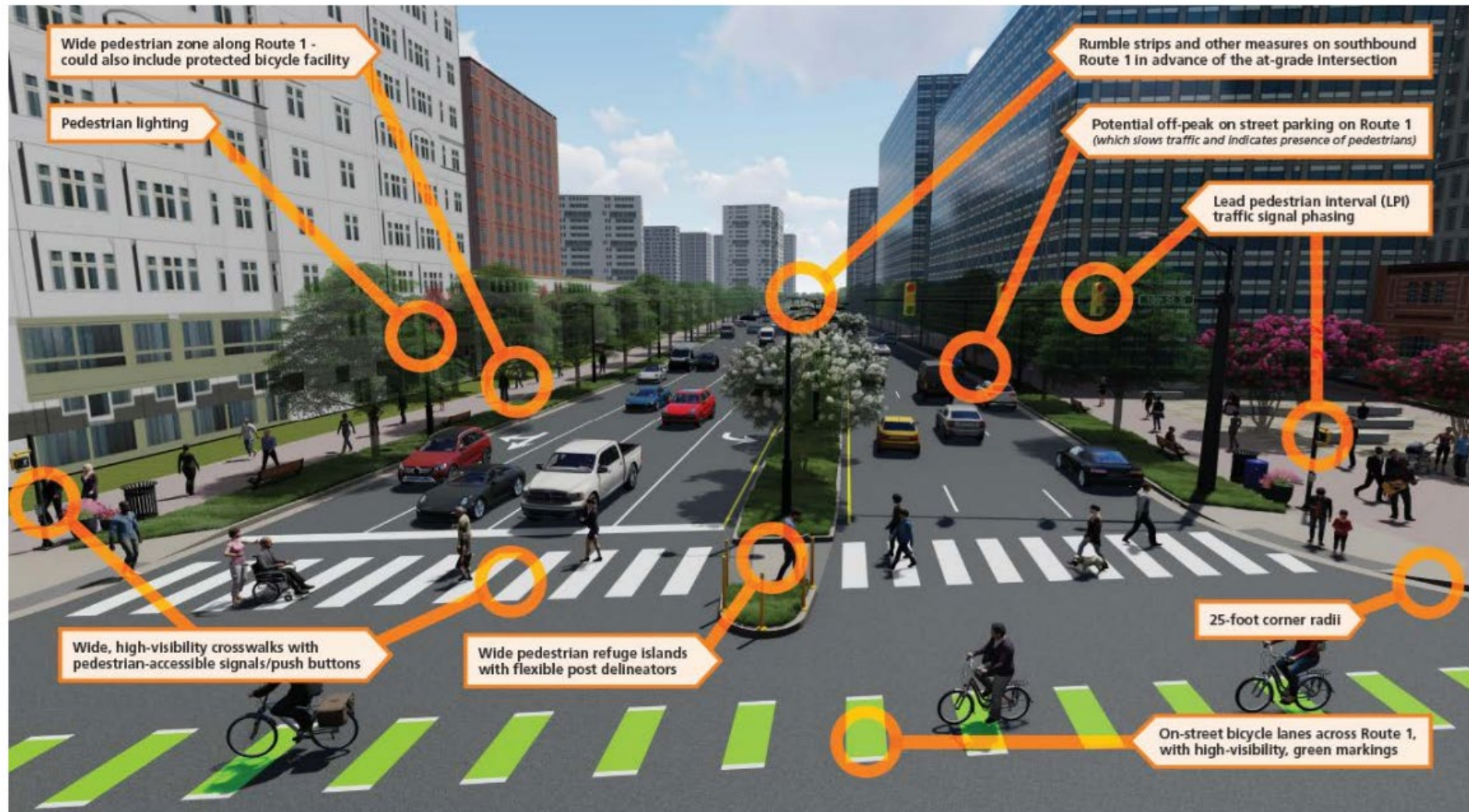
Component	Total Cost	Commitments	Grant Request
Route 1 Urban Boulevard	\$180M	\$136M	\$44M
I-395 SB Ramp Replacement	\$58M	\$19M	\$39M
Crystal City Metro 2 nd Entrance	\$105M	\$91M	\$14M
Transportation Demand Management	\$21.5M	\$21.5M	
Totals	\$364.5M	\$267.5M	\$97M

Transportation Demand Management (TDM) is about providing options to reduce single occupant vehicles and is essential to the success of the project. TDM elements include:

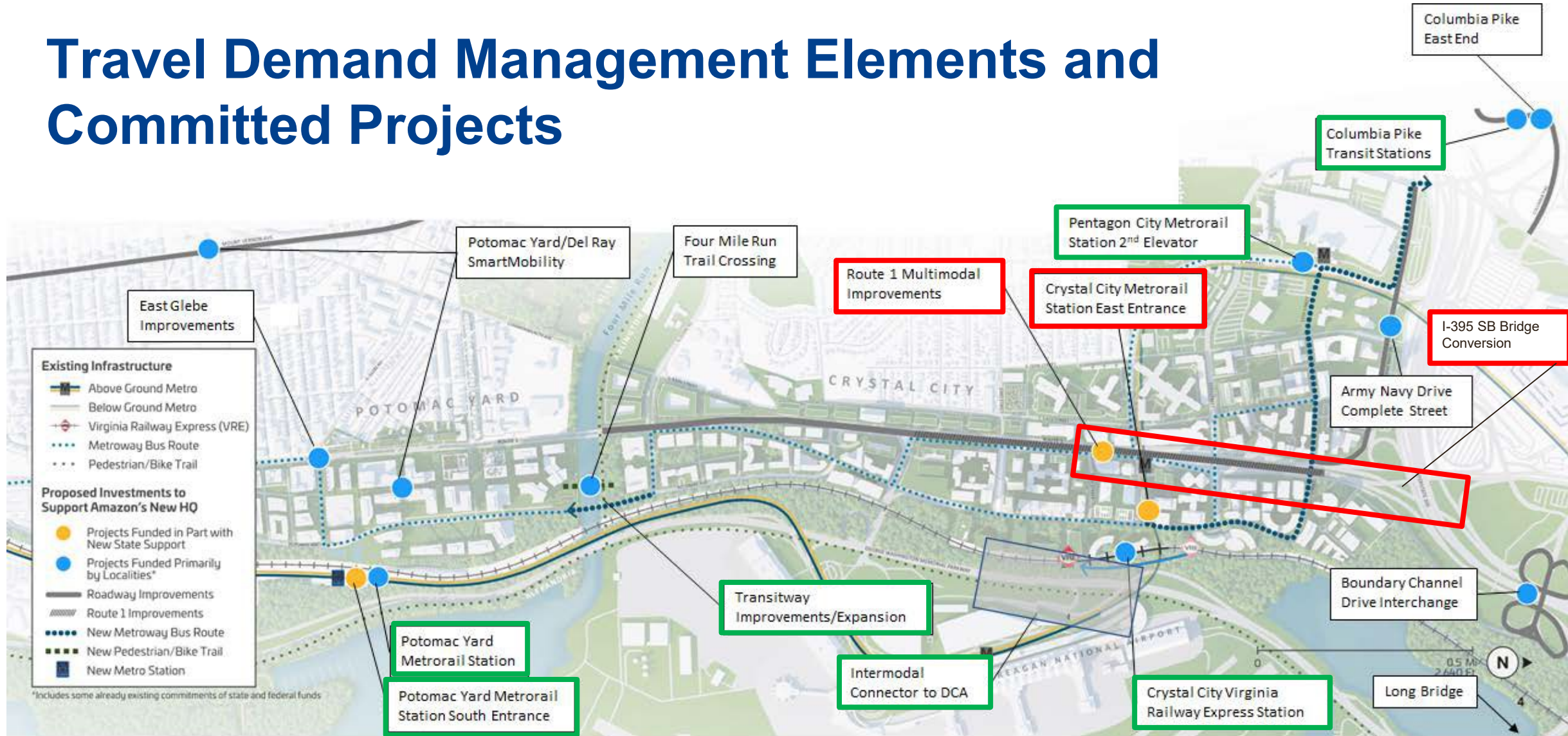
- Additional transit service,
- DCA Intermodal Connector,
- Transitway Expansion and Improvements
- VRE and Metro station improvements



Project Components: Route 1 Urban Boulevard



Travel Demand Management Elements and Committed Projects



Grant Components

TDM Components

I-64 OpportUNITY Connector

Location: New Kent, James City and York Counties, VA

**Estimated Project Cost:
\$750M**

**Federal Grant Request:
\$150M**

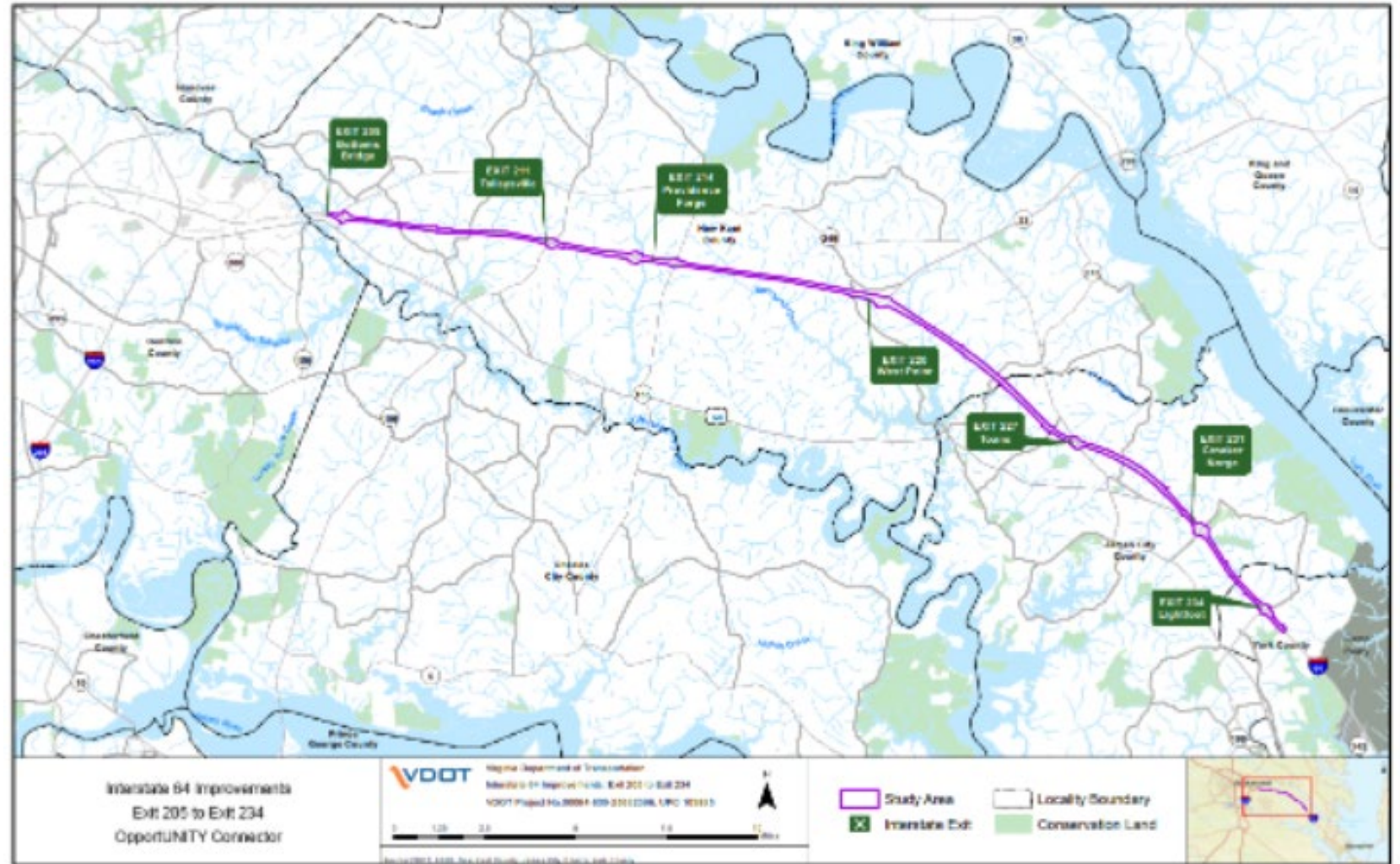
**Federal, State and Regional Contributions:
\$600M**

<https://www.virginiadot.org/projects/hampton-roads/i-64-opportunity-connector-federal-grant.asp>



I-64 OpportUNITY Connector: Project Component

**29 mile widening
by an additional
lane in each
direction between
Exits 205-234**



I-64 OpportUNITY Connector: Potential Features

Provision of fiber-optic cable/broadband

Pavement recycling- already successfully implemented on I-81

Additional commuter bus service- between Richmond and Providence Forge

Smart truck parking- advanced notice of available spaces

Piloting solar panel sound walls



Next Steps

- **Grant awards anticipated to be announced in September/October 2022**
- **To enhance opportunities for the grants:**
 - **Connecting National Landing- considering an application for Reconnecting Communities Grant in June timeframe**
 - **I-64 OpportUNITY Connector- working to secure funding commitments from CTB and Regional bodies**



BOWERS HILL ENVIRONMENTAL IMPACT STATEMENT

Study Summary and Recommended Preferred Alternative

 Chris Swanson, Environmental Division Director

June 21, 2022

Study Context

- **April 4, 2019** – FHWA/VDOT issued the Bowers Hill Environmental Assessment for public comment
- **Late 2019** – VDOT, HRTPO, and HRTAC advanced plans for the Hampton Roads Express Lane Network (HRELN)
- **Early 2020** – HRTPO notified VDOT of plans to modify the scope of the Bowers Hill study
- **August 2020** – FHWA/VDOT initiated an Environmental Impact Statement (EIS)



Orange-bounded area is the original Study Area documented in the Bowers Hill EA. Larger yellow area shows the current EIS Study Area.

New information



Purpose and Need

The purpose of the Bowers Hill Interchange Improvements Study is to reduce current congestion, improve travel reliability, and provide additional travel choice on I-664 from and including the Bowers Hill Interchange to College Drive.

THE NEED ELEMENTS IDENTIFIED FOR THE STUDY ARE:



**REDUCE
CONGESTION**



**IMPROVE TRAVEL
RELIABILITY**



**PROVIDE ADDITIONAL
TRAVEL CHOICE**

Concepts Considered But Not Advanced

CONCEPT	REDUCES CONGESTION	IMPROVES TRAVEL RELIABILITY	PROVIDES ADDITIONAL TRAVEL CHOICE
Add 1 General Purpose Lane and Address Interchanges (Concept A)	Yes	Yes	No
Add 2 General Purpose Lanes and Address Interchanges (Concept B)	Yes	Yes	No
Collector-Distributor Lanes at Interchanges (Concept E)	No	No	No
Transportation System Management/Transportation Demand Management Improvements (Concept F)	No	No	No
Transit-Only Improvements (Concept G)	No	No	Yes

Improvements considered as part of Concept F and Concept G are not precluded from being implemented as part of a preferred alternative or independent projects.

Previously presented to the CTB

Alternatives Retained for Detailed Study in the EIS

No Build Alternative



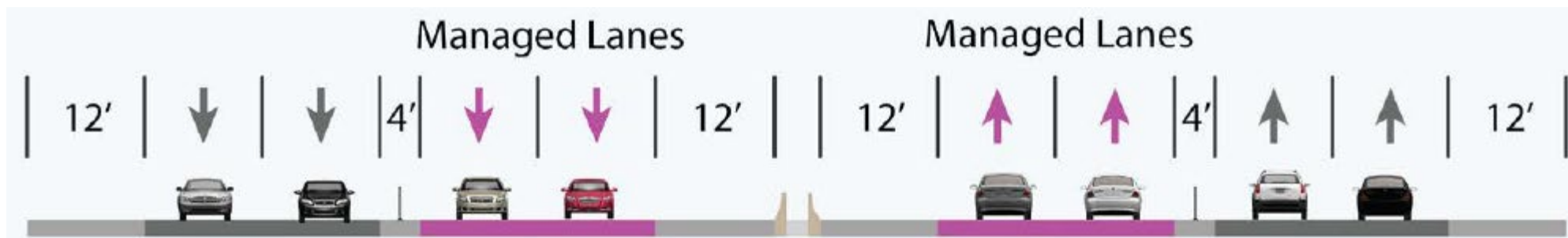
Alternatives Retained for Detailed Study in the EIS

- No Build Alternative
- **Add One Managed Lane and a Part-time Drivable Shoulder (PTDS) in Each Direction, Including Improvements to the Bowers Hill Interchange (Alternative C)**



Alternatives Retained for Detailed Study in the EIS

- No Build Alternative
- Add One Managed Lane and a Part-time Drivable Shoulder (PTDS) in Each Direction, Including Improvements to the Bowers Hill Interchange (Alternative C)
- **Add Two Managed Lanes in Each Direction, Including Improvements to the Bowers Hill Interchange (Alternative D)**



Summary of Potential Impacts and Benefits Informing the Recommendation of a Preferred Alternative

Potential Impact Resource	Alternative C One Managed Lane and PTDS	Alternative D Two Managed Lanes
Potential Residential/Commercial Acquisitions	21	23
Acreage of Partial Acquisitions	60	65
Estimated Stream Impacts (linear feet)	11,356	11,674
Estimated Wetland Impacts (acres)	103	107

Impacts shown are a worst-case scenario and will be refined during final design and permitting.

Benefit	Alternative C One Managed Lane and PTDS	Alternative D Two Managed Lanes
Less Costly	X	
Reduces Congestion	X	
Improves Travel Reliability	X	
Provides Additional Travel Choice		=

Recommended Preferred Alternative

Alternative C: Addition of One Managed Lane and a Part-time Drivable Shoulder with Improvements to the Interchanges

- **Best meets the Purpose and Need while balancing costs and impacts**
- **Consistent with improvements underway for the HRELN**
- **U.S. Army Corps of Engineers and U.S. Environmental Protection Agency concurred on the recommended preferred alternative**
- **Hampton Roads Transportation Planning Organization endorsed the preferred alternative on May 19, 2022**
- **A majority of public comments agreed that the recommended preferred alternative met the Purpose and Need**

Next Steps

Activity	Timeframe
CTB Action to Identify a Preferred Alternative	July 2022
FHWA/VDOT Issue Draft EIS	October 2022
FHWA/VDOT Host Public Comment Period and Public Hearing	October- November 2022
NEPA Complete	Spring 2023





2021 Transportation Initiative Final Report

Wendy E. Thomas
Director, Budget and Funds Management Division

June 21, 2022

2021 Transportation Initiative

Item 447.10 of Chapter 552 of the 2021 Special Session I Acts of the Assembly (Appropriation Act) directed allocation of \$323.4 million in one-time federal funds, one-time general funds, and previous year economic development transportation funds

Amount based on the following:

- \$233.4 million in funds made available for Highway Infrastructure Programs by the Coronavirus Response and Relief Supplemental Appropriations Act (CRRSA);
- \$20.0 million out of uncommitted balances in the Transportation Partnership Opportunity Fund (TPOF);
- \$15.0 million in uncommitted balances previously allocated for Financial Assistance for Planning, Access Road, and Special Projects (Access Programs); and
- \$55.0 million in General Funds

2021 Transportation Initiative - Uses

The item set out the following uses and requires a final report to the Governor and General Assembly on these uses no later than June 30, 2022

Project/Initiative	Amount millions)
Intercity Passenger Rail from Roanoke to Blacksburg/Christiansburg	\$83.5
Improve commuter rail service on the VRE Manassas Line	83.5
Improvements to the I-64 Corridor - (1) to complete funding for HRELN, (2) any remaining amounts to improvements between exit 205 to 234	93.1
WMATA Capital for FY 2022	32.4
Regional trails	10.0
Pilot programs for fare-free transit with urban and rural providers	10.9
Redevelopment demonstration program - Falls Church	10.0
Total	\$323.4

Intercity Passenger Rail from Roanoke to Blacksburg/Christiansburg (Western Rail Initiative)

- **FY 2022-2027 CTF SYFP provided \$83.5 million**
- **Legal agreements with Norfolk Southern (NS) were finalized in January. Financial Close is expected in June 2022 after environmental, survey, title work, and federal clearance are complete.**
- **Service expansion for the Roanoke route was announced in 2021 and the NS agreement allows a second Roanoke train in summer 2022 after the financial close.**
- **Both Roanoke trains will be extended to the New River Valley (NRV) after infrastructure projects are complete. Forecast of 80,000 annual net new rides along the whole NRV Corridor.**
- **VPRA began the New River Valley Passenger Rail Station Feasibility Study in the fall of 2021 to examine station locations to construct a new passenger rail platform in the New River Valley and as a result, two potential sites have been identified in Christiansburg near the Uptown Christiansburg Mall site.**

Commuter rail service – VRE Manassas Line

- **FY 2022-2027 CTF SYFP provided \$83.5 million**
- **VPRA and VRE are working with Norfolk Southern to reach agreement for expanded VRE service on the Manassas line**
- **Expanded service would include up to four new roundtrips by 2026, including late night and weekend service**

I-64 Corridor Improvements

- Provides funds first to cover any funds needed for the Hampton Roads Express Lanes Network (HRELN)
- FY 2022-2027 CTF SYFP allocated \$93.1 million for this purpose
- The required traffic and revenue modeling was completed and identified that funding is needed to support completion of the HRELN
- The Board approved \$93.1 million transfer to the HREL Segment 1A at its May 2022 meeting
 - Segment 1A located in City of Norfolk between Patrol Bridge Road and Tidewater Drive
- The project was advertised in April 2022 with anticipated October 2022 award

WMATA Capital

- Funds to be used first to ensure Virginia meets its commitments to the \$500 million in dedicated regional funding in FY 2022
- Any remaining funds to be transferred to the Northern Virginia Transportation Commission (NVTC) to reduce local contribution necessary to support WMATA helping to address reduced regional gas tax revenues
- FY 2022-2027 CTF SYFP provides \$32.4 million in FY 2022 to DRPT
- The Board subsequently allocated \$22,397,000 of the \$32.4 million in the FY 2022-2027 SYIP to fully fund the \$154.5 million of WMATA Dedicated Funding for FY 2022 (*amount may change based on final June 2022 revenue collected*)
- The remaining \$10,003,000 will be allocated between WMATA and NVTC in the fourth quarter of FY 2022 based on actual revenue collections for the WMATA Dedicated Funding sources

Regional Trails

- **To support planning, development, and construction of multi-use trails with priority given to developing new regional trails, projects to improve connectivity of existing trail networks, and geographic diversity**
- **FY 2022-2027 CTF SYFP provides \$10.0 million in FY 2022 and remains available for development and construction of trail projects**
- **The Office of Intermodal Planning and Investment (OIPI) convened a working group to identify trails, master planning process, and complete funding needs assessment**
 - **Required report submitted to General Assembly in January 2022**
 - **Multi-use trails policy briefing presented to Board in January 2022**

Pilot Programs for Zero or Reduced Fare Transit

- **Transit Ridership Incentive Program (TRIP) Goal: To establish pilot programs for zero and reduced fare transit and enhance regional connectivity between urban areas**
- **FY 2022-2027: \$39.6 million dedicated to zero and reduced fare programming**
 - **Including the additional CTF SYFP allocation of \$10.9 million to DRPT for this purpose**
 - **Six zero/reduced fare pilot projects approved by CTB for implementation**
- **The HJ 542 Virginia Transit Equity and Modernization study is underway**
 - **Appropriation Act provided that not more than \$900,000 may be used to study transit equity and modernization (as required by HJ 542)**
 - **The Interim Study Report was completed in December 2021**
 - **The Final Study Report will be completed no later than August 2022**

Redevelopment Demonstration Program – City of Falls Church (Connected Infrastructure Demonstration Program)

- **FY 2022-2027 CTF SYFP provides \$10 million for demonstration program within and adjacent to the Virginia Tech campus in the City of Falls Church**
- **Working group was established and presented statement of work to deliver the Smart Cities demonstration program**
 - **Examples of work include smart intersections; smart parking and payment system(s); adaptive lighting; and data exchange, management, and evaluation system(s) to support planning, design, and decision making**
 - **To date, approximately \$274,000 expended on planning effort, with balance to be provided to development and construction of program components**
- **VDOT, City of Falls Church currently engaged in executing necessary project agreements to begin project development**

Next Steps

- **Action item to approve final report**
- **Submittal of final report to Governor and General Assembly by June 30, 2022**

Rail Industrial Access

CTB Workshop-June 21, 2022

Mike Todd, Director of Rail Programs
Department of Rail and Public Transportation



Agenda

- Scoring Criteria
- Project Information
- Project Scores

SCORING CRITERIA

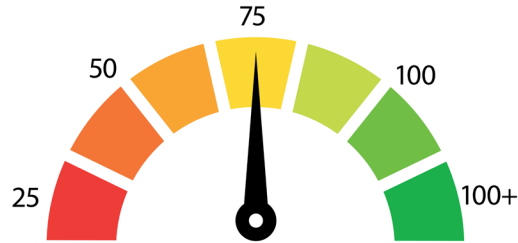
Scoring Criteria

Carloads



Max Points: 20
Measure the annual increase in rail carload throughput as a result of the project

Employment



Max Points: 20
Measure the increase in jobs as a result of the investment

VA % Match



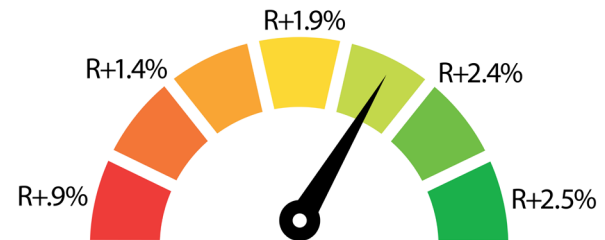
Max Points: 10
Award points for projects with a lower percent match of Virginia funds

Private Match



Max Points: 10
Award projects with a higher percentage of contributing private equity

Unemployment



Max Points: 20
Measure the local unemployment rate, and recognizing localities above the Average State Rate (R)

Scoring Criteria



- Economic Development:
 - Max 10 points
 - Included in VEDP/Local EDA initiative



- Shortline Network:
 - Max 10 points
 - Directly contributes to the long term viability of the shortline network

Scoring Criteria

Category	Maximum
Carloads	20
Jobs	20
VA % of Rail Project	10
Private % of Total Investment	10
Local Unemployment	20
Economic Development	10
Shortline	10
TOTAL	100

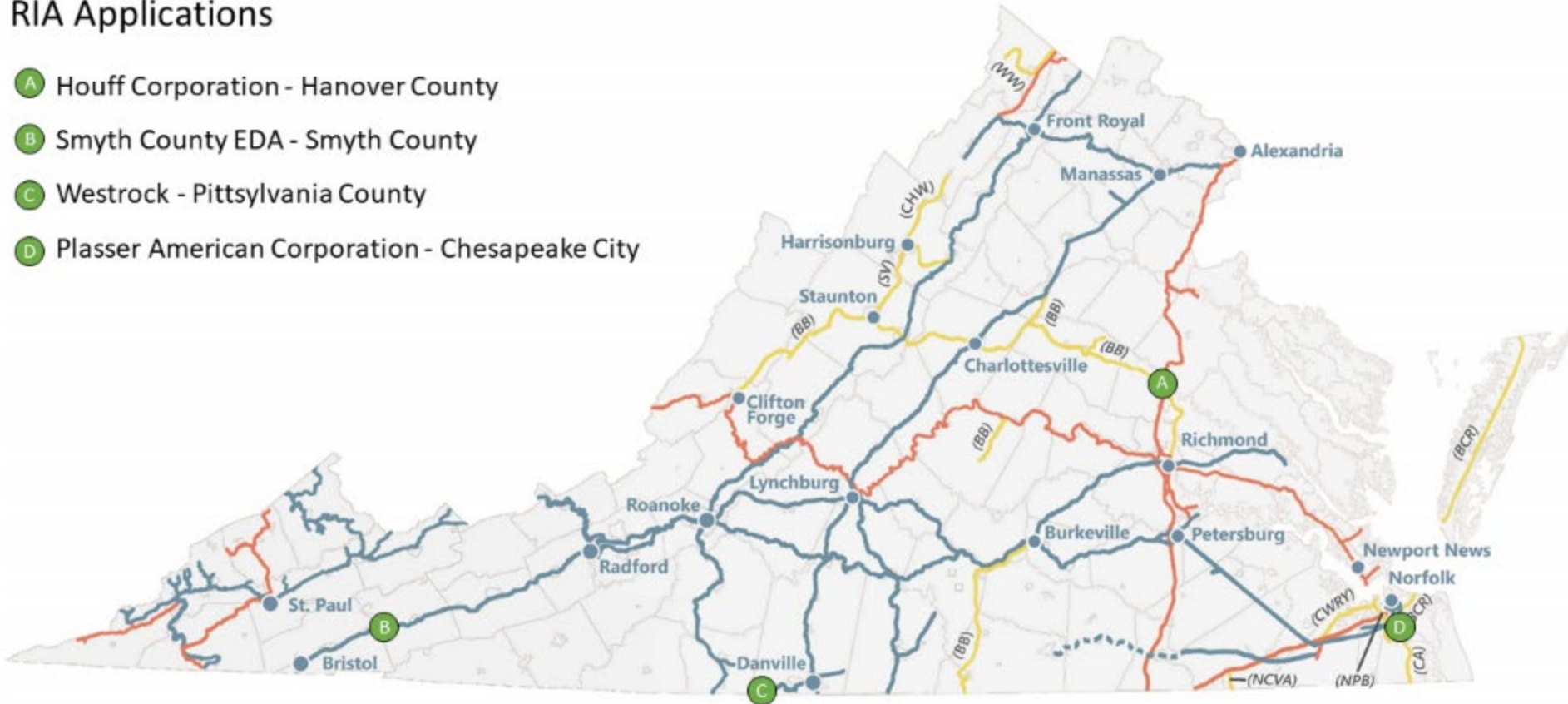
Qualification:
50 Point Minimum

PROJECT INFORMATION

Current Applications

RIA Applications

- A Houff Corporation - Hanover County
- B Smyth County EDA - Smyth County
- C Westrock - Pittsylvania County
- D Plasser American Corporation - Chesapeake City



Houff Corporation

- Request:
 - \$450,000
 - 4,000 feet of new industrial track in Hanover County
- Background:
 - June 2021: \$182M expansion at Nestle Purina's plant in King William County
 - Inbound railcars of Perlite for kitty litter production
 - Perlite will be transloaded into trucks for delivery to Nestle Purina
 - Located along the Buckingham Branch Railroad in Hanover County
- Score: 54



Houff Corporation

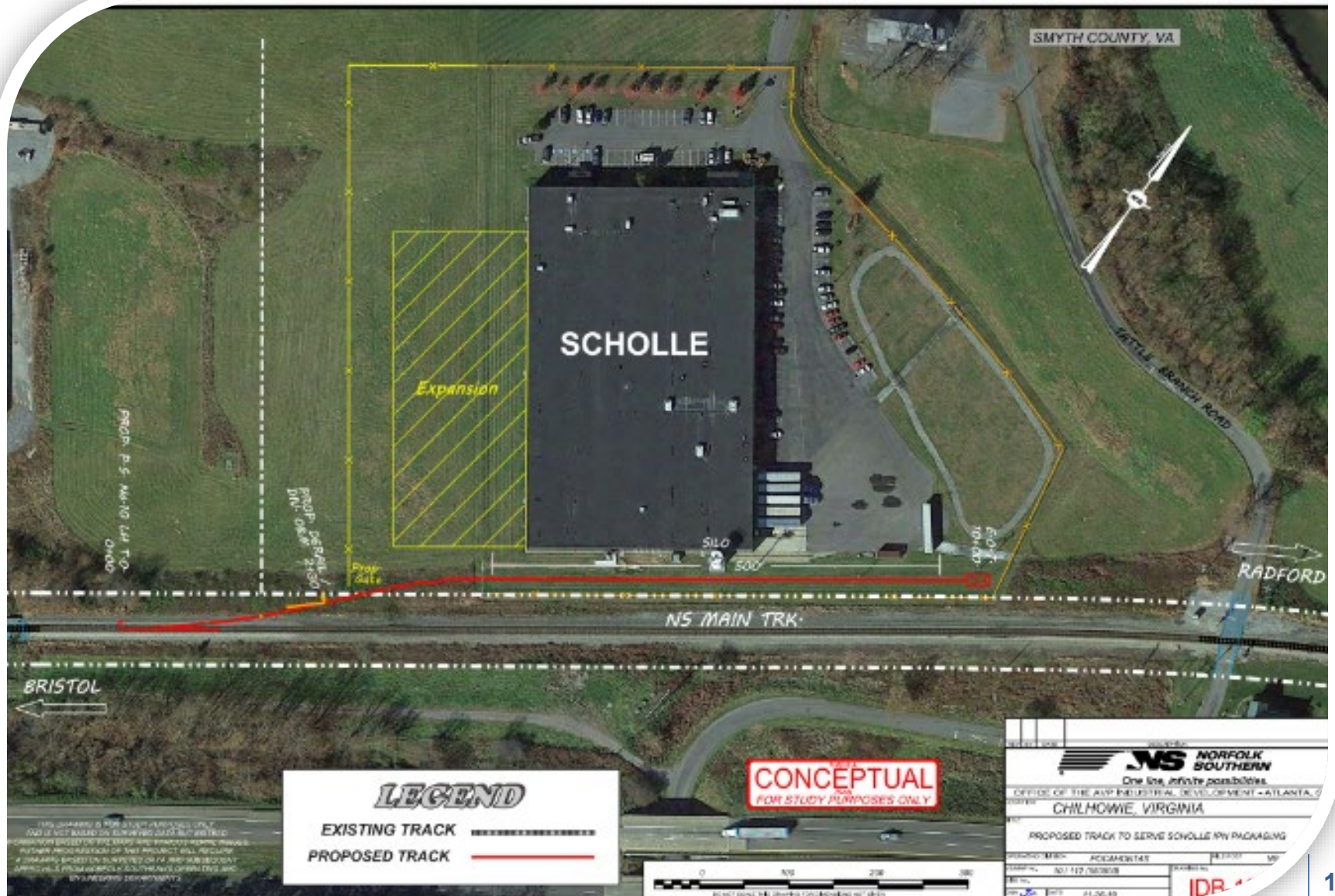


Smyth County Economic Development Authority

- Request:
 - \$450,000
 - 770 feet of new industrial rail spur
 - Scholle IPN - plastic film manufacturing
- Background:
 - Smyth County EDA incentive effort to locate the expansion in the Smyth's Deer Valley Industrial Park
 - VA was chosen over two other states (Illinois & Georgia)
 - Rail being used to transport incoming resin used in the manufacturing process
- Score: 54



Smyth County EDA



Westrock Corporation

- Request:
 - \$298,410
 - Reconstruct industrial track
 - Cascade facility in Pittsylvania County
- Background:
 - Chip mill that purchases pulpwood from local logging contractors
 - Chips are shipped to Westrock's Covington facility and made into packaging paper
 - \$248M 5-year upgrade to Covington facility began in 2018
 - This rail project will help support upgrades in Covington
- Score: 53




Plasser American Corporation



- Request:
 - \$450,000
 - 2,740 feet of new industrial track
- Background:
 - Plasser specializes in oversized rail maintenance of way equipment (tamper, regulators, undercutting machines, etc.)
 - Transport machines out of the facility via rail to locations outside of the Chesapeake City limits instead of in pieces on oversized load trucks
 - Austrian Company who chose this location because of its proximity to the Port
- Score: 52

Plasser American Corporation



PROJECT SCORES

Project Scores

Category	Houff (\$450k)	Smyth (\$450k)	Westrock (\$298k)	Plasser (\$450k)
Carloads	14	11	20	5
Jobs	8	14	8	17
VA % of Rail Project	2	10	2	10
Private % of Total Investment	10	8	6	10
Local Unemployment	0	0	8	0
Economic Development	10	10	10	10
Shortline	10	0	0	0
TOTAL	54	53	54	52

Project Benefits

Category	Houff (\$450k)	Smyth (\$450k)	Westrock (\$298k)	Plasser (\$450k)	Total
Carloads	312	215	600	25	1,152
Jobs	4	75	1	98	178
VA % of Rail Project	26%	1%	69%	1%	
Private % of Total Investment	56%	38%	30%	61%	
Local Unemployment	Below VA Avg.	Below VA Avg.	+0.1%	Below VA Avg.	
Economic Development	Yes	Yes	Yes	Yes	
Shortline	Yes	No	No	No	

Recommendation





FY 2023 – 2028 Commonwealth Transportation Fund (CTF) Six-Year Financial Plan

FY 2023 CTF and VDOT Budgets

Laura Farmer, Chief Financial Officer

June 21, 2022

Commonwealth Transportation Fund (CTF)

Fiscal Years 2023 – 2028 Six-Year Financial Plan Overview

- ❑ The Six-Year Financial Plan (SYFP) identifies the planned funding for allocation to Highways, Rail, Transit, Ports, Aviation, DMV, and Space Flight
- ❑ The Recommended Fiscal Years 2023 – 2028 SYFP allocates \$51.7 billion, a reduction of \$1.7 billion over the prior Revised SYFP from January 2022.
- ❑ Includes the use of bond proceeds totaling \$879 million, representing Route 58 Corridor Bonds and I-81 Debt Assumptions
- ❑ Transfers \$5.3 billion to the three regions for transportation improvements and \$935 million in dedicated funding for WMATA Capital Fund
- ❑ Includes \$489 million of dedicated fuel tax revenue for the I-81 Corridor Improvements
- ❑ Dedicates \$15.2 billion for Maintenance and Operations
- ❑ Provides \$17.0 billion for Construction (Funds for new IIJA programs currently assumed in Construction Program *for planning purposes*)
 - Approximately \$3.7 billion of Construction Funding represents Local and Regional Funding for Projects

Commonwealth Transportation Fund Revised Fiscal Years 2023 – 2028 Six-Year Financial Plan Estimated Revenues (in millions)

	FY 2023	FY 2024	FY 2025	FY 2026	FY 2027	FY 2028	FY 2023-2028 Total	Previous FY 2022-2027	Difference	Difference from Draft
State Transportation Revenues										
Commonwealth Transportation Fund	\$ 4,674.4	\$ 4,628.4	\$ 4,694.0	\$ 4,721.8	\$ 4,759.4	\$ 4,805.0	\$ 28,283.0	\$ 28,284.0	\$ (1.0)	\$ -
Prior year funding	191.4	-	-	-	-	-	191.4	536.0	(344.6)	-
Local & Regional Project Participation/Revenue	1,064.3	1,108.2	1,032.7	321.4	188.3	162.3	3,877.2	4,151.3	(274.1)	601.8
Other Fund Revenue	409.0	439.7	414.7	416.5	422.0	418.4	2,520.3	2,818.3	(298.0)	(56.0)
Total	6,339.1	6,176.3	6,141.5	5,459.7	5,369.7	5,385.7	34,872.0	35,789.6	(917.7)	545.8
Federal Revenues	1,755.0	1,608.9	1,639.3	1,680.7	1,575.1	1,585.2	9,844.2	9,691.6	152.6	195.3
Total Revenues	8,094.2	7,785.2	7,780.8	7,140.4	6,944.8	6,970.9	44,716.2	45,481.3	(765.1)	741.0
Other Financing Sources										
Interstate 81 Financing	-	258.2	-	-	394.6	-	652.8	856.5	(203.7)	-
GARVEE Bonds	19.2	-	-	-	-	-	19.2	721.4	(702.2)	19.2
Route 58	-	-	152.2	74.2	-	-	226.4	444.8	(218.4)	-
Total	19.2	258.2	152.2	74.2	394.6	-	898.4	2,022.7	(1,124.3)	19.2
Total Operating Revenues and Other Financing Sources	\$ 8,113.4	\$ 8,043.4	\$ 7,933.0	\$ 7,214.6	\$ 7,339.4	\$ 6,970.9	\$ 45,614.6	\$ 47,504.0	\$ (1,889.3)	\$ 760.3
Revenue Supporting Transfer Payments										
Regional Transportation Funds	872.4	863.8	881.7	886.9	892.3	897.9	5,295.0	5,161.4	133.6	-
WMATA Capital Fund Revenue	133.9	134.6	135.4	136.1	136.9	137.6	814.6	808.5	6.1	(3.0)
Grand Total	\$ 9,119.7	\$ 9,041.8	\$ 8,950.1	\$ 8,237.6	\$ 8,368.6	\$ 8,006.4	\$ 51,724.2	\$ 53,473.9	\$ (1,749.6)	\$ 757.3

Local & Regional Project Participation includes HRTAC's funding for the HRBT Expansion Project through FY 2025 and the Hampton Roads Express Lanes Network. Previous FY 2022 – 2027 reflect December 2021 Revision to allocate \$344.6 million in excess revenue dedicated to the PTF and January 2022 Revision, incorporating State and Federal Revenue Updates. GARVEE Bonds reflect the allocation of Interest Earnings as a result of funds held by the Trustee; they are distributed for SMART SCALE programs.



Commonwealth Transportation Fund Revised Fiscal Years 2023 – 2028

Six-Year Financial Plan Estimated Allocations (in millions)

	FY 2023	FY 2024	FY 2025	FY 2026	FY 2027	FY 2028	FY 2023-2028 Total	Previous FY 2022-2027	Difference	Difference from Draft
Debt Service	\$ 386.8	\$ 430.4	\$ 414.9	\$ 418.5	\$ 428.3	\$ 394.6	\$ 2,473.6	\$ 2,740.5	\$ (266.9)	\$ 7.0
Other Agencies & Transfers	49.2	49.3	50.5	50.6	51.8	52.0	303.5	326.4	(23.0)	-
Maintenance & Operations	2,538.5	2,413.1	2,465.3	2,518.5	2,575.3	2,635.8	15,146.4	14,560.0	586.4	178.4
Administration & Other Programs	531.4	534.2	555.0	551.8	563.3	575.3	3,310.9	3,200.8	110.1	(23.6)
Toll Programs	74.6	99.3	100.9	102.5	104.1	104.1	585.4	575.5	9.9	(23.0)
Special Structures	80.0	81.3	82.9	84.7	86.7	88.8	504.4	475.6	28.8	-
Public Transportation	723.8	604.4	588.5	594.8	597.8	607.0	3,716.4	3,923.3	(206.9)	161.7
Virginia Passenger Rail Authority	289.6	168.5	207.8	221.7	225.1	200.2	1,312.9	1,418.5	(105.6)	(6.2)
DRPT Rail Assistance	17.0	14.8	14.9	15.0	15.0	15.1	91.8	93.2	(1.4)	-
DRPT Administration	26.1	23.5	23.9	24.0	24.2	24.5	146.2	147.2	(1.0)	-
Port Trust Fund	59.8	54.9	55.7	56.0	56.5	57.0	339.8	340.8	(0.9)	-
Airport Trust Fund	35.1	33.5	33.9	34.1	34.4	34.7	205.7	202.7	3.1	-
Commonwealth Space Flight Fund	23.4	21.9	22.2	22.3	22.5	22.7	134.9	165.4	(30.6)	-
Department of Motor Vehicles	30.4	21.9	22.2	22.3	22.5	22.7	142.0	149.5	(7.6)	-
Construction	3,207.7	3,452.5	3,254.4	2,457.7	2,492.0	2,096.5	16,960.8	18,941.6	(1,980.8)	463.0
Total Operating Programs	\$ 8,073.4	\$ 8,003.4	\$ 7,893.0	\$ 7,174.6	\$ 7,299.4	\$ 6,930.9	\$ 45,374.6	\$ 47,261.0	\$ (1,886.4)	\$ 757.3
Pass Through Programs										
WMATA Dedicated	153.9	154.6	155.4	156.1	156.9	157.6	934.6	931.5	3.1	-
Central Virginia Transportation Fund	198.9	197.5	201.4	202.8	204.5	206.5	1,211.6	1,180.2	31.4	-
Northern Virginia Transportation Authority Fund	399.3	393.9	402.0	404.0	405.7	407.1	2,412.0	2,353.1	58.9	-
Hampton Roads Regional Transit Fund	39.9	40.5	41.1	41.2	41.2	41.2	245.1	243.3	1.8	-
Hampton Roads Transportation Fund	254.3	251.9	257.2	258.9	260.9	263.1	1,546.3	1,504.8	41.5	-
Subtotal	1,046.3	1,038.4	1,057.1	1,063.0	1,069.2	1,075.5	6,349.6	6,212.9	136.7	-
Total	\$ 9,119.7	\$ 9,041.8	\$ 8,950.1	\$ 8,237.6	\$ 8,368.6	\$ 8,006.4	\$ 51,724.2	\$ 53,473.9	\$ (1,749.6)	\$ 757.3



Commonwealth Transportation Fund Revenue Estimate

Sources of Funds	FY 2023	FY 2024	FY 2025	FY 2026	FY 2027	FY 2028	TOTAL
Retail Sales and Use Tax	\$1,293.9	\$1,315.1	\$1,348.1	\$1,356.5	\$1,363.3	\$1,368.4	\$8,045.3
Motor Vehicle Sales and Use Tax	1,155.1	1,119.4	1,128.9	1,124.2	1,121.5	1,120.0	6,769.1
Motor Fuels Tax	1,360.7	1,380.7	1,392.5	1,405.2	1,428.1	1,458.4	8,425.6
Aviation Fuels Tax	2.0	2.0	2.0	2.0	2.0	2.0	12.0
Road Tax	69.2	69.5	69.4	69.0	68.5	67.8	413.4
International Registration Plan	124.2	122.6	119.6	120.0	120.3	120.7	727.4
Registration Fees	236.6	240.3	241.3	242.5	241.9	242.5	1,445.1
State Insurance Premium Tax	196.0	203.8	212.8	222.8	233.2	244.0	1,312.6
Recordation Tax	81.0	81.0	81.0	81.0	81.0	81.0	486.0
Vehicle Rental Tax	42.9	43.6	44.4	45.2	46.0	46.8	268.9
Highway Use Fee	59.7	62.7	66.5	66.5	66.5	66.5	388.4
Total Commonwealth Transportation Fund	\$ 4,621.3	\$ 4,640.7	\$ 4,706.5	\$ 4,734.9	\$ 4,772.3	\$ 4,818.1	\$ 28,293.8

February 2022 Forecast; FYs 2022 and 2023 updated mid-General Assembly Session for Retail Sales and Use Tax and Recordation Tax. Rental Tax includes dedicated funds to WMATA (25% of estimate).



IIJA – Summary of Additional Federal Funding

New Programs and Increased flexible federal funding for formula allocation <i>(updated to soft match assumptions)</i>	IIJA Implementation Period						TOTAL
	<i>(in millions)</i>						
	2023	2024	2025	2026	2027	2028	
Discretionary Distribution by CTB							
Bridge Rehabilitation and Replacement	\$123.8	\$115.6	\$115.6	\$115.6	\$ -	\$ -	\$470.6
Promoting Resilient Operations for Transformative, Efficient, and Cost-saving Transportation (PROTECT) grant program	36.9	37.7	38.4	39.2	40.0	40.8	233.1
Carbon Reduction Program (Statewide/MPO)	32.5	33.1	33.8	34.5	35.2	35.9	205.0
Electric Vehicles	15.7	21.3	21.3	21.3	-	-	79.6
Construction Formula Distribution							
Increased funding available to allocate via Construction Formula – Includes released federal funding not needed for GARVEE Debt Service <i>Based on June 2021 SYFP Assumptions to IIJA Assumptions</i>	198.6	207.9	223.2	242.6	262.9	N/A	1,135.4

.Adjustments based on the application of soft match for federal funding programs. Electric Vehicles for FY 2023 reflect reconciliation of FY 2022 FHWA Administrative Takedown and allocation for Joint Office for Energy and Transportation



Planned Omnibus Investments

Directed allocations for remaining funding in 2023 to phase in commitments anticipated from omnibus legislation

(in millions)	FY 2023
Special Structures*	\$80.0
Virginia Highway Safety Improvement Program	25.0
District Grant Program	17.5
High Priority Projects Program	17.5
Ports	4.0
Aviation	1.5
Space	1.5

(in millions)	FY 2023
PRIIA Match	\$50.0
Transit Operating	15.0
NVTC for WMATA	15.0
Ridership Incentive	20.0
Rail	32.7
Transit Capital	20.0
DMV	8.5

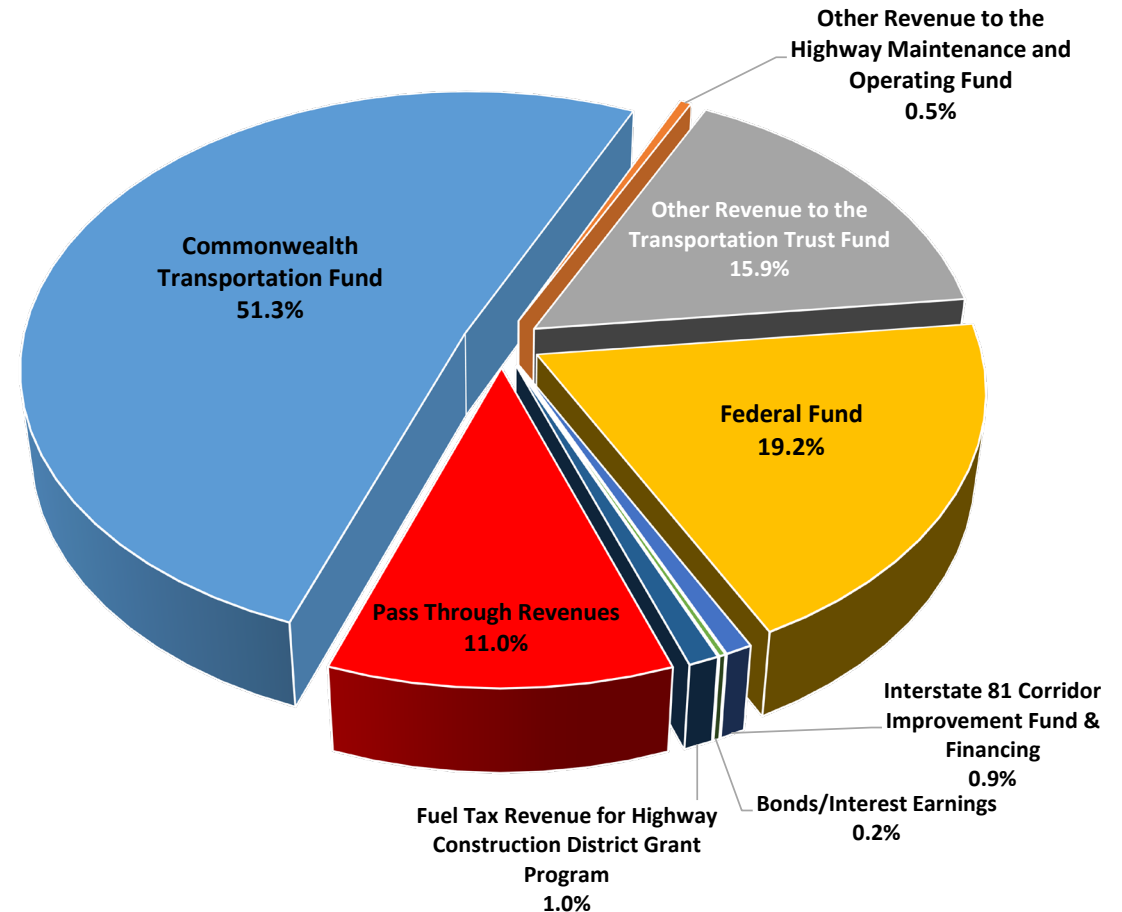
* Special Structures amount in FY 2023 prescribed by the Code of Virginia § 33.2-1524, C.



Commonwealth Transportation Fund FY 2023 Recommended Budget

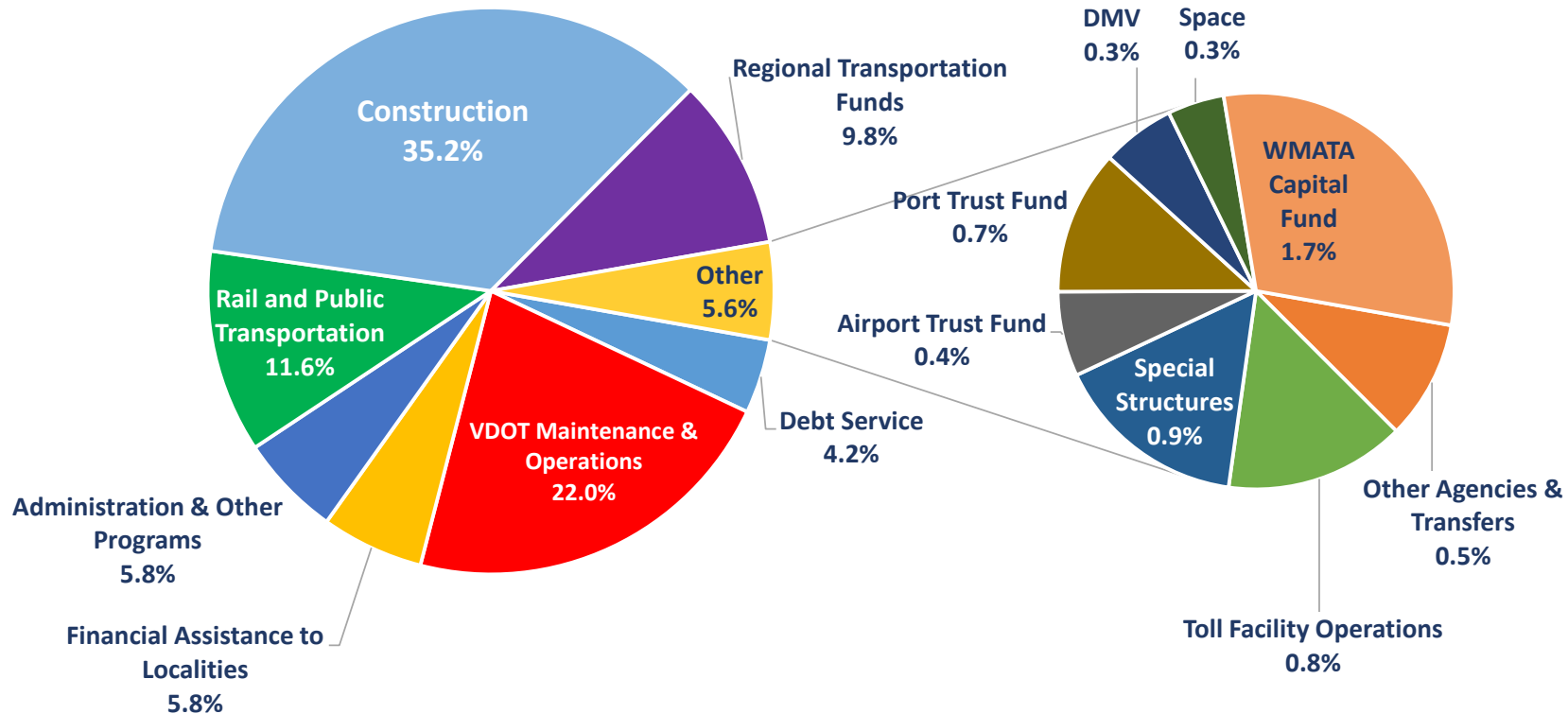
CTF Revenues total \$9.1 billion, a decrease of 6.5 percent from the Second Revised FY 2022 CTF Budget (adopted in January 2022)

Revenue	Total Estimate
Commonwealth Transportation Fund	\$ 4,674.4
Other Revenue to the Highway Maintenance and Operating Fund	42.1
Other Revenue to the Transportation Trust Fund	1,454.3
Federal Fund	1,755.0
Interstate 81 Corridor Improvement Fund & Financing	78.8
Bonds/Interest Earnings	19.2
Fuel Tax Revenue for Highway Construction District Grant Program	89.5
Total Operating Revenues	8,113.4
Pass Through Revenues	
WMATA Capital Fund	133.9
Central Virginia Transportation Fund	198.9
Northern Virginia Transportation Authority Fund	379.3
Hampton Roads Transportation Fund	254.3
Hampton Roads Regional Transit Fund	39.9
Subtotal	\$ 1,006.3
Total	\$ 9,119.7



FY 2023 Recommended Allocations

- Highway Maintenance, including VDOT maintained and Locality Maintained, represents 28 percent of budget
- Highway Construction represents 35 percent of the total with support of regional / local funding
- Funding for Rail and Public Transportation is 12 percent of budget



FY 2023 VDOT Budget Highlights

Recommended budget totals \$7.0 billion net of regional programs; grand total of \$7.9 billion

Significant changes since Draft SYFP/Budget

- **Reserve recommendations incorporated, totaling \$129 million for VDOT Maintenance and Financial Assistance to Localities.**
- **Federal funding assumed for VDOT Maintenance Activities to meet federal obligation needs (no change to total funding; more federal, less state)**
- **Incorporated HRTAC regional funding for the construction of the Hampton Roads Express Lanes Network**

Program Reserves

	Cost Driver	FY 2023 Estimate	
Reserves	VDOT Maintenance Program - Fuel for Operations	\$24.0 million	Recommended reserve in VDOT Maintenance and Financial Assistance to Localities, release determination in early calendar year 2023
	VDOT Maintenance Program - Fuel and asphalt adjustments for Maintenance Paving Contracts (Estimated costs with Diesel Fuel maintaining at \$5.00/gallon)	81.0 million	
	Financial Assistance to Localities – Proportional share of VDOT recommendation (23.1% of maintenance funding provided)	24.3 million	
	TOTAL	\$129.3 million	

FY 2023 VDOT Recommended Allocations

	(in millions)		
	Revised FY 2022	Proposed FY 2023	Increase (Decrease)
VDOT Programs			
Environmental Monitoring and Evaluation (514)	\$ 44.0	\$ 18.0	\$ (26.0)
Ground Transportation Planning and Research (602)	95.6	106.7	11.0
Highway Construction Programs (603)	4,111.3	3,218.8	(892.5)
Highway System Maintenance (604)	1,756.6	2,005.8	249.2
Commonwealth Toll Facilities (606)	71.1	74.6	3.5
Financial Assistance to Localities (607)			
VDOT Programs	495.4	551.0	55.6
Regional Programs	834.5	910.8	76.4
Non-Toll Supported Transportation Debt Service (612)	382.9	386.8	4.0
Special Structures (614)	60.0	80.0	20.0
Administrative and Support Services (699)	302.7	318.9	16.2
VDOT Capital Outlay (998)	60.0	40.0	(20.0)
Total VDOT Programs	\$ 8,214.0	\$ 7,711.4	\$ (502.6)
Support to Other State Agencies	60.6	49.2	(11.5)
Support to DRPT Programs & Virginia Passenger Rail Authority	201.9	125.2	(76.7)
TOTAL	\$ 8,476.6	\$ 7,885.8	\$ (590.7)
TOTAL OPERATING BUDGET (Net Regional Programs)	\$ 7,642.1	\$ 6,975.0	\$ (667.1)

Future Updates

- ❑ **2022 Special Session I – General Fund Support (GF) in Budget Bills**
 - Mid-Atlantic Regional Spaceport - \$30 million GF
 - Multi-Use Trails - \$79 million GF and \$14 million in Federal TAP funds
 - Interstate 64 Gap - \$320 million GF; \$150 million GF contingent on FY 2022 Performance
 - Transit Ridership Incentive Fund - \$5 million GF
 - Preliminary Engineering funding for Norris Bridge - \$5 million GF
 - Nimmo Parkway Extension - \$10 million GF
- ❑ **Additional funds for Financial Assistance to Cities - \$30 million over biennium from HMOF**
- ❑ **Future Budget and SYIP Revision in early fall 2022 to incorporate final budget actions**



FY 2023 Commonwealth Mass Transit Fund (CMTF) Recommended Funding Changes

John Lawson, Deputy Secretary of Transportation

June 21, 2022

2020 Omnibus Transportation Bill Implementation

- ❑ The 2020 Omnibus Transportation Bill created the Commonwealth Transportation Fund (CTF) and established new distributions formulas of the CTF revenues to the HMOF and the TTF
- ❑ New formula distributions for TTF revenues were also established
 - ❑ Included formula for the Highway Construction Fund and the Commonwealth Mass Transit Fund (CMTF)
- ❑ The Code requires the use of the new formulas by FY2024
- ❑ Flexibility was provided in the Omnibus to smooth out the program funding during the transitional period
- ❑ In FY2023, the new Code prescribed formulas were used for to distribute the CTF revenues to the HMOF and the TTF and to the TTF programs
- ❑ Construction Fund amounts were also distributed using the Omnibus formulas
- ❑ However, the CMTF revenues were distributed using the previous formulas and assumptions

Recommended FY2023 Changes

- ❑ Implement the new Code formulas for the CMTF starting in FY2023 and adjusts the use of the directed allocations:
 - ❑ Provide the \$50 million PRIIA off the top of the CMTF
 - ❑ Distribute of the balance of the CMTF by prescribed formulas
 - ❑ Allocate \$201 million to NVTC for WMATA support, comparable to out-year amounts
 - ❑ Provide directed allocations to Transit Operating and Capital to maintain Draft funding levels

- ❑ Use the remaining directed allocations for Paving Investments to provide additional reserves to protect against cost escalation

- ❑ Seek CTB approval in July 2022

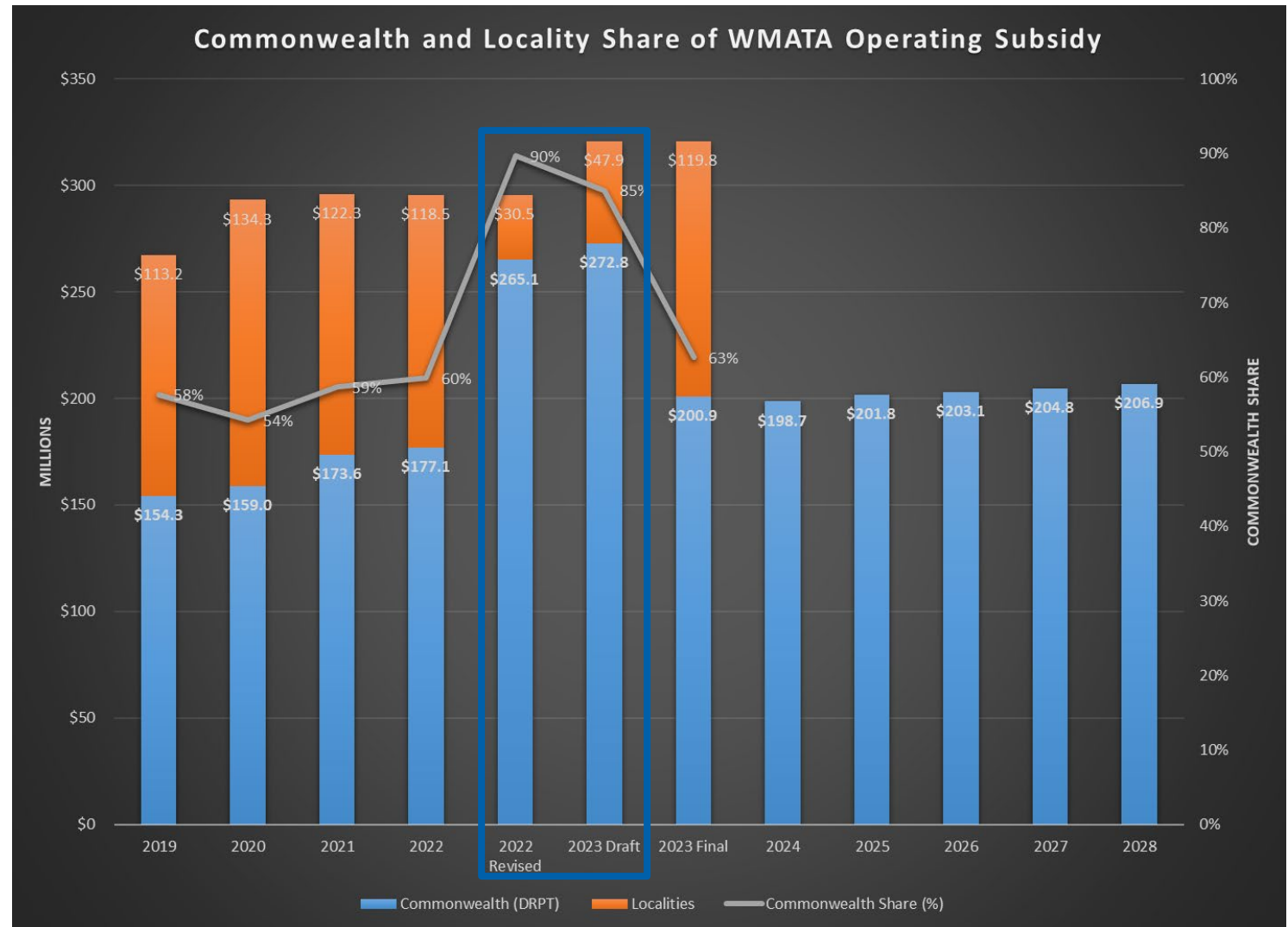
FY2023 CMTF Distributions Analysis

	Previous %	Omnibus %	Draft FY2023 SYIP	Omnibus %	Difference	Recommended	
						FY2023	Difference
TTF - Transportation Trust Fund							
CMTF Formula Revenues			\$ 504,342,495	\$ 504,342,495	\$ -	\$ 504,342,495	\$ -
Off the top Deductions			22,427,969	22,427,969	-	22,427,969	-
Net CMTF Revenue to Allocate to Programs			481,914,526	481,914,526	-	481,914,526	-
CTB Directed Omnibus Funding							
CTB PRIIA Direct Funding			50,000,000	-	(50,000,000)	-	(50,000,000)
CTB Directed Operating Funding			15,000,000	-	(15,000,000)	47,800,000	32,800,000
CTB Directed Capital Funding			20,000,000	-	(20,000,000)	2,500,000	(17,500,000)
CTB Directed WMATA Assistance			15,000,000	-	(15,000,000)	-	(15,000,000)
CTB Directed Ridership Incentive & Free Rides			20,000,000	-	(20,000,000)	-	(20,000,000)
Total CTB Directed			120,000,000	-	(120,000,000)	50,300,000	(69,700,000)
Amount Provided to CMTF			601,914,526	481,914,526	(120,000,000)	532,214,526	(69,700,000)
Distribution of CMTF and CTB Directed							
PRIIA off the top of the CMTF			-	50,000,000	50,000,000	50,000,000	50,000,000
Available for Formula Distribution			481,914,526	431,914,526	(50,000,000)	431,914,526	(50,000,000)
CMTF WMATA Assistance	53.5%	46.5%	272,824,271	200,840,254	(71,984,017)	200,840,254	(71,984,017)
CMTF Operating Assistance	31.0%	27.0%	164,393,503	116,616,922	(47,776,581)	164,416,922	23,419
CMTF Capital Assistance	12.5%	18.0%	80,239,316	77,744,615	(2,494,701)	80,244,615	5,299
CMTF Special Programs	3.0%	2.5%	14,457,436	10,797,863	(3,659,573)	10,797,863	(3,659,573)
CMTF Transit Ridership Incentive	0.0%	6.0%	20,000,000	25,914,872	5,914,872	25,914,872	5,914,872
PRIIA Funding			50,000,000	-	(50,000,000)	-	(50,000,000)
Total			601,914,526	431,914,526	(170,000,000)	482,214,526	(119,700,000)
Total including PRIIA			\$ 601,914,526	\$ 481,914,526	\$ (120,000,000)	\$ 532,214,526	\$ (69,700,000)



2020 Omnibus Transportation Bill Implementation

- ❑ The Draft FY2023 SYIP/Budget provided a significant uplift above previous and future funding levels - \$96 million over the original FY2022 amount and \$72 million over the planned FY2024 amount
- ❑ The FY2022 Revised SYIP/Budget provided an additional \$88 million, a 50% increase
- ❑ Implementing the CMTF formula in FY2023 would bring FY2023 in line with the out-year estimates – \$201 million, \$24 million over original FY2022 amount



Planned Omnibus Investments

Directed allocations for FY2023

<i>(in millions)</i>	FY 2023 Draft	FY 2023 Final
Special Structures*	\$80.0	\$80.0
Virginia Highway Safety Improvement Program	25.0	25.0
District Grant Program	17.5	17.5
High Priority Projects Program	17.5	17.5
Ports	4.0	4.0
Aviation	1.5	1.5
Space	1.5	1.5

<i>(in millions)</i>	FY 2023 Draft	FY 2023 Final
PRIIA Match	\$50.0	\$ -
Transit Operating	15.0	47.8
NVTC for WMATA	15.0	-
Ridership Incentive	20.0	-
Rail	32.7	32.7
Transit Capital	20.0	2.5
DMV	8.5	8.5
Paving Investment (Reserves)	-	69.7

* Special Structures amount in FY 2023 prescribed by the Code of Virginia § 33.2-1524, C.



FY 2023-2028 SYIP & FY23 Budget Update

CTB Workshop-June 21, 2022

Tanyea Darrisaw, Chief Financial Officer

Grant Sparks, Acting Chief of Public Transportation

Emily Stock, Chief of Rail Transportation



Virginia Department of Rail and Public Transportation

Draft vs. Final: SYIP

(In millions)

	<u>FY 23-28 Draft</u>	<u>FY 23-28 Final</u>	<u>Change</u>
Transit*	\$4,757	\$4,797	\$40
Rail	\$1,557	\$1,557	-
Total	\$6,314	\$6,354	\$40

- *\$40M*: Funding added for Congestion Mitigation Air Quality (CMAQ) and Regional Surface Transportation Program (RSTP)
- Appendix added: I-66 Commuter Choice projects
- *Pending Revision in July

Draft vs. Final: Transit SYIP by Program

(In millions)

Transit Program	FY 23-28 <u>Draft</u>	FY 23-28 <u>Final</u>	<u>Change</u>
Operating	\$753	\$753	-
Capital	\$473	\$473	-
WMATA*	\$2,515	\$2,515	-
Other	\$1,016	\$1,056	\$40
Total	\$4,757	\$4,797	\$40

- Other - \$40M: Funding added for Congestion Mitigation Air Quality (CMAQ) and Regional Surface Transportation Program (RSTP)
- Pending revision in July

Final Transit SYIP by Program

(In millions)

	FY23	FY24	FY25	FY26	FY27	FY28	Total
Operating	\$164	\$115	\$117	\$118	\$119	\$120	\$753
Capital	\$80	\$77	\$78	\$79	\$79	\$80	\$473
WMATA*	\$477	\$403	\$406	\$408	\$409	\$412	\$2,515
Other	\$150	\$192	\$171	\$177	\$179	\$187	\$1,056
Total	\$871	\$787	\$772	\$782	\$786	\$799	\$4,797

- Table is based on actual applications for FY23 and estimated revenues for FY24-28
- 10% decrease from FY23 to FY24 attributed to:
 - A percentage change in allocation of funds from the Commonwealth Mass Transit Fund (CMTF) pursuant to Code of Virginia
 - FY23 includes Commonwealth Transit Board-directed funding to operating, capital, Transit Ridership Incentive Program and WMATA
 - FY23 includes additional \$50M for PRIIA; starting in FY24 the \$50M comes off the top of CMTF revenues
- *Pending revision in July

MERIT Operating Assistance Program

Program Purpose:

- Provides funding to operate many types of transit services, including fixed route and commuter bus service, paratransit, bus rapid transit, ferry, commuter and light rail service
- Operating Assistance supports transit operations, maintenance, repairs, and administrative costs

Allocation Model:

- Operating Assistance funding is allocated annually to all transit agencies in the Commonwealth using a performance-based formula per CTB policy
- Operating Assistance is capped at 30% of audited operating expenses

FY23 Allocations:

- The FY23 SYIP includes \$164M in MERIT Operating Assistance funding

MERIT Capital Assistance Program

Program Purpose:

- Provides funding to support capital projects that are necessary to maintain, improve or expand transit services
- Capital Assistance supports the acquisition of transit assets such as vehicles, transit facilities, maintenance equipment, machinery, and heavy equipment

Allocation Model:

- Capital Assistance funding is allocated annually to transit agencies in the Commonwealth using a prioritization process that assigns resources to projects deemed as most critical per CTB policy

FY23 Allocations:

- The FY23 SYIP includes \$80M in MERIT Capital Assistance funding

MERIT Capital Assistance Program

FY23 MERIT Capital Assistance Summary:



68%

State of Good Repair

- Revenue vehicle replacements
- Revenue vehicle rehabilitations/overhauls
- ITS and communication equipment
- Support vehicles



27%

Minor Enhancement

- Facility improvements
- Bus stop/shelters
- Technology equipment
- Revenue vehicle expansions



5%

Major Expansion

- Rail car expansion
- Commuter rail station improvements

WMATA FY23 Funding

- **WMATA Allocation to NVTC: \$273M***
 - Share of the Commonwealth Mass Transit Fund to offset local operating and capital subsidy requirements
 - Funds are provided to NVTC who manages them on behalf of the localities
 - Pending revision in July
- **WMATA Dedicated Capital Funds: \$154M**
 - Regionally derived funds providing Virginia's share of \$500M state of good repair capital program
 - Provided under agreement between Commonwealth and WMATA
- **PRIIA Match: \$50M**
 - Commonwealth's share of matching funds for federal PRIIA
 - Provided under agreement between Commonwealth and WMATA

Other Transit Program Highlights

Other Transit Programs & FY23 Allocations:

- Special Programs: \$8.9M
- Transit Ridership Incentive Program (TRIP): \$10.4M
- Commuter Assistance Program (CAP): \$3.5M
- I-95 HOT Lanes: \$1.3M
- I-395 Toll Funds: \$16.2M
- I-66 Toll Funds: \$7.2M
- 5310 Human Service (Federal): \$6.2M
- 5311 Rural (Federal): \$27.7M
- 5303 Metropolitan Planning (Federal): \$4.2M
- CMAQ (Federal): \$20.3M
- RSTP (Federal): \$4.4M
- State Safety Oversight (Federal): \$2M

Draft vs. Final: Rail SYIP by Program

(In millions)

	FY 23-28 <u>Draft</u>	FY 23-28 <u>Final</u>	<u>Change</u>
FREIGHT	\$58	\$58	-
Statewide Rail Planning	\$6	\$6	-
Rail Preservation	\$27	\$27	-
Transforming Rail in Virginia	\$1,466	\$1,466	-
Total	\$1,557	\$1,557	-

Final Rail SYIP by Program

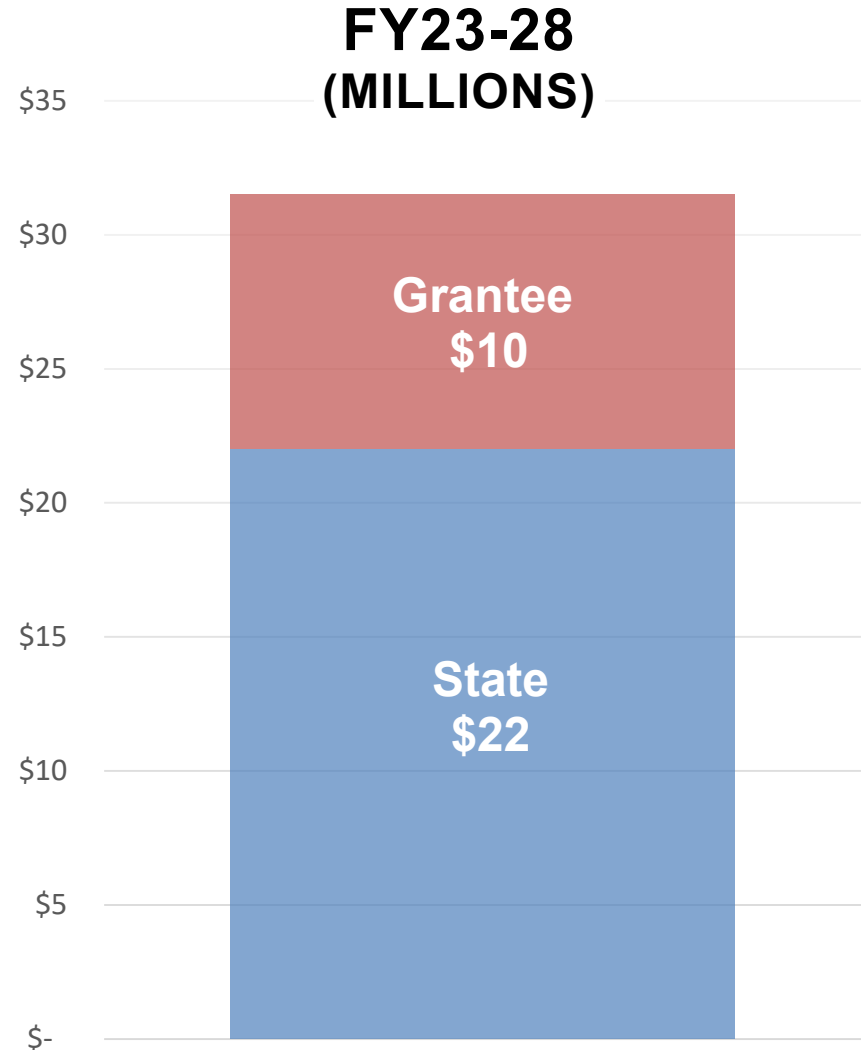
(In Millions)

	FY23	FY24	FY25	FY26	FY27	FY28	Total
FREIGHT	\$8	\$10	\$10	\$10	\$10	\$10	\$58
Statewide Rail Planning	\$1	\$1	\$1	\$1	\$1	\$1	\$6
Rail Preservation	\$7	\$4	\$4	\$4	\$4	\$4	\$27
Transforming Rail in Virginia	\$240	\$132	\$765	\$121	\$121	\$87	\$1,466
Total	\$256	\$147	\$780	\$136	\$136	\$102	\$1,557

- Table is based on actual applications for FY23 and estimated revenues for FY24-28
- 93% of the Commonwealth Rail Fund (CRF) is directed by Code to VPRA for the Transforming Rail in Virginia (TRV) program
- TRV allocations shown were provided by VPRA and reflect funds beyond the CRF

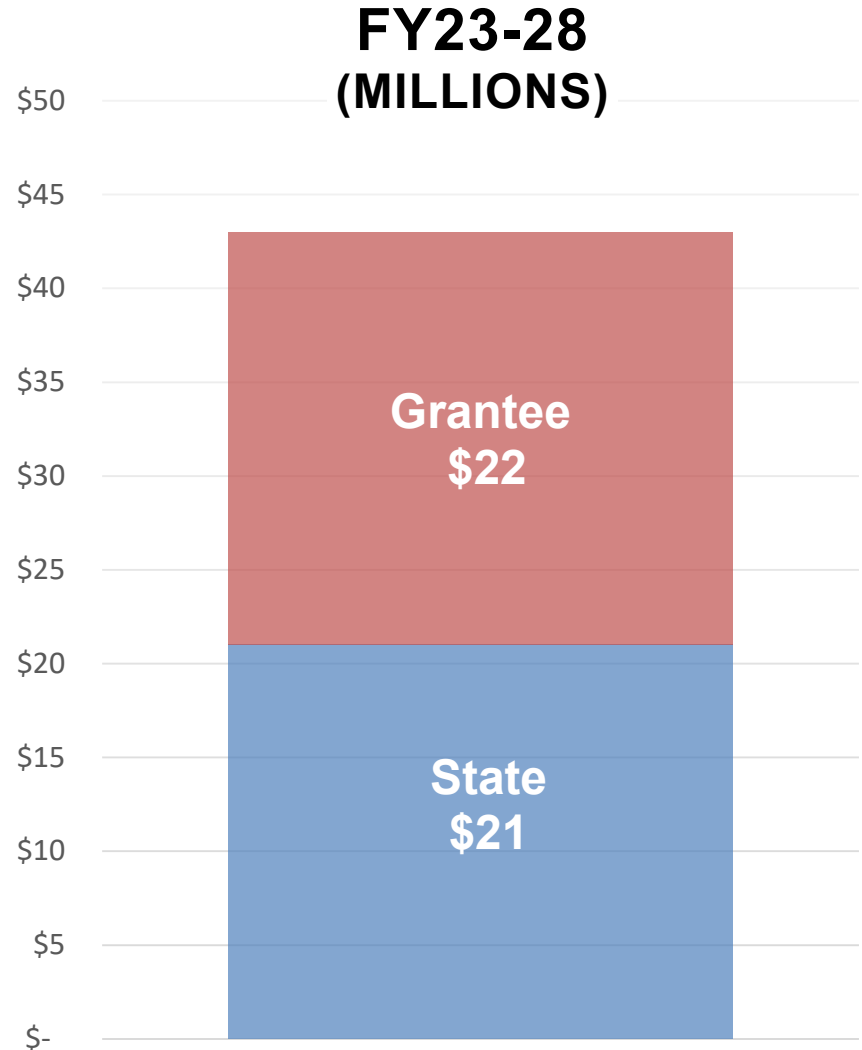
Rail Preservation Program

- **Program Purpose:** State of good repair for VA shortlines: “last-mile” freight service for VA businesses
- Up to \$8M Annually
- Project Types:
 - Rail and Tie Upgrades
 - Bridge Upgrades
 - Surface Improvements
 - Crossing Repair
 - Curve Rail Replacement



FREIGHT Program

- **Program Purpose:** Capacity improvements to the freight rail network
- Approximately \$10M Annually
- Project Types
 - Port Terminal Expansions
 - Freight Sidings
 - Transload Facility
 - ROW Purchase



Draft vs. Final: Agency Budget

(In millions)

	FY 23-28 <u>Draft</u>	FY 23-28 <u>Final</u>	<u>Change</u>
Transit	\$870	\$870	-
Rail	\$36	\$36	-
Admin	\$18	\$18	-
VPRA	\$185	\$185	-
Total	\$1,109	\$1,109	-

FY 2023-2028 SYIP & FY23 Budget Update

CTB Workshop-June 21, 2022

Tanyea Darrisaw, Chief Financial Officer

Grant Sparks, Acting Chief of Public Transportation

Emily Stock, Chief of Rail Transportation



Virginia Department of Rail and Public Transportation

RAIL & PUBLIC TRANSPORTATION

2023 - 2028

FINAL

This Page Is Intentionally Left Blank

Commonwealth Transportation Board
FY 2023 Rail and Public Transportation Six Year Improvement Program
Table of Contents

	<u>Page</u>
FY 2023 Projection of Allocations	675
Fund Summary - Estimated Revenues, Carryovers, and Adjustments	677
Reconciliation of Allocations to Revenues	678
Transit Construction District Summary	679
Transit Construction District Detail:	
<i>Bristol District</i>	680
<i>Culpeper District</i>	682
<i>Fredericksburg District</i>	684
<i>Hampton Roads District</i>	686
<i>Lynchburg District</i>	690
<i>Northern Virginia District</i>	693
<i>Richmond District</i>	700
<i>Salem District</i>	704
<i>Staunton District</i>	709
<i>Multi-District</i>	713
Transit Funding Allocations Breakdown:	
<i>Operating Assistance Grants</i>	717
<i>Capital Assistance Grants</i>	720
<i>Special Project Grants</i>	722
<i>Senior Transportation Grants</i>	723
<i>Commuter Assistance Program (CAP) Operating and Project</i>	724
<i>Transit Ridership Incentive Program (TRIP)</i>	725
<i>FTA Section 5303-5304 Program Grants</i>	726
<i>FTA Section 5307 Program Grants</i>	727
<i>FTA Section 5310 Program Grants (Vehicles)</i>	729
<i>FTA Section 5310 Program Grants (Operating, Mobility Mgmt, Capital)</i>	731
<i>FTA Section 5311 and ADTAP Program Grants</i>	733
<i>FTA Section 5329 Program Grants</i>	735
<i>CMAQ and RSTP Projects Funding</i>	736
<i>Five Year Capital Needs</i>	737
Rail Funding Allocations Breakdown:	
<i>Rail Preservation Funds (RPF)</i>	749
<i>Freight Rail Program</i>	754
<i>Rail Fund Summary</i>	756
Appendix A - I-66 Commuter Choice Projects	757

This Page Is Intentionally Left Blank

Commonwealth Transportation Board FY 2023 Rail and Public Transportation Projection of Allocations

	FY23	FY24	FY25	FY26	FY27	FY28	Total
Operating Assistance	\$ 163,768,708	\$ 115,348,634	\$ 117,200,252	\$ 117,934,808	\$ 118,940,368	\$ 120,155,285	\$ 753,348,055
Operating Assistance - I-95 HOT Lanes	\$ 1,275,982	\$ 2,813,143	\$ 2,890,969	\$ 2,973,642	\$ 3,103,085	\$ 3,313,070	\$ 16,369,891
Capital Assistance - I-95 HOT Lanes	\$ -	\$ 3,750,000	\$ 3,750,000	\$ 3,750,000	\$ 3,750,000	\$ 3,750,000	\$ 18,750,000
Capital Assistance	\$ 78,959,532	\$ 75,918,953	\$ 77,154,047	\$ 77,952,261	\$ 79,293,579	\$ 80,103,523	\$ 469,381,895
Capital Assistance - Multi Year/Other Projects	\$ 979,672	\$ 980,137	\$ 979,454	\$ 670,944	\$ -	\$ -	\$ 3,610,207
WMATA Allocation	\$ 200,840,255	\$ 198,655,983	\$ 201,844,878	\$ 203,109,947	\$ 204,841,744	\$ 206,934,103	\$ 1,216,226,910
Dedicated Funds - WMATA	\$ 154,500,000	\$ 154,500,000	\$ 154,500,000	\$ 154,500,000	\$ 154,500,000	\$ 154,500,000	\$ 927,000,000
Special Projects, CAP Projects	\$ 12,919,442	\$ 10,680,428	\$ 10,851,875	\$ 10,919,890	\$ 11,012,997	\$ 11,125,489	\$ 67,510,121
Paratransit Assistance Program	\$ 820,029	\$ 1,500,000	\$ 1,500,000	\$ 1,500,000	\$ 1,500,000	\$ 1,500,000	\$ 8,320,029
State Safety Oversight	\$ 2,000,000	\$ 2,000,000	\$ 2,000,000	\$ 2,000,000	\$ 2,000,000	\$ 2,000,000	\$ 12,000,000
PRIIA Match	\$ 50,000,000	\$ 50,000,000	\$ 50,000,000	\$ 50,000,000	\$ 50,000,000	\$ 50,000,000	\$ 300,000,000
Local Funds	\$ 744,204	\$ 885,000	\$ 910,000	\$ 936,000	\$ 964,000	\$ 992,000	\$ 5,431,204
Transit Ridership Incentive Program	\$ 10,424,811	\$ 25,633,030	\$ 26,044,500	\$ 26,207,735	\$ 26,431,193	\$ 26,701,175	\$ 141,442,444
FTA State Administered Program Funds	\$ 67,877,983	\$ 69,621,797	\$ 71,710,451	\$ 73,861,765	\$ 76,077,618	\$ 78,359,947	\$ 437,509,561
Congestion Mitigation Air Quality (CMAQ)	\$ 20,295,190	\$ 11,175,502	\$ 12,750,294	\$ 11,319,311	\$ 13,144,906	\$ 8,996,999	\$ 77,682,202
Regional Surface Transportation Program (RSTP)	\$ 4,355,534	\$ 6,276,566	\$ 5,791,962	\$ 9,687,134	\$ 6,960,557	\$ 14,307,278	\$ 47,379,031
State Match from Transportation Trust Fund (TTF)	\$ 6,162,681	\$ 4,363,017	\$ 4,635,564	\$ 5,251,611	\$ 5,026,366	\$ 5,826,070	\$ 31,265,309
I-395 Toll Funds	\$ 16,160,679	\$ 16,557,193	\$ 16,971,123	\$ 17,395,401	\$ 17,830,286	\$ 18,276,043	\$ 103,190,725
I-66 Outside the Beltway Toll Funds	\$ 7,200,000	\$ 36,500,000	\$ 11,000,000	\$ 11,000,000	\$ 11,000,000	\$ 12,000,000	\$ 88,700,000
Total Public Transportation Allocation	\$ 799,284,702	\$ 787,159,383	\$ 772,485,369	\$ 780,970,449	\$ 786,376,699	\$ 798,840,982	\$ 4,725,117,584
Planning and Freight Rail Program	\$ 9,070,762	\$ 9,270,000	\$ 2,960,000	\$ 4,643,421	\$ 1,100,000	\$ 1,100,000	\$ 28,144,183
Rail Preservation Program	\$ 6,516,366	\$ 8,640,459	\$ 4,522,709	\$ 1,254,050	\$ 560,000	\$ 560,000	\$ 22,053,584
Total DRPT Rail Allocation	\$ 15,587,128	\$ 17,910,459	\$ 7,482,709	\$ 5,897,471	\$ 1,660,000	\$ 1,660,000	\$ 50,197,767
Total DRPT Public Transportation and Rail Allocation	\$ 814,871,830	\$ 805,069,842	\$ 779,968,078	\$ 786,867,920	\$ 788,036,699	\$ 800,500,982	\$ 4,775,315,351
VPRA Transforming Rail in Virginia	\$ 240,401,907	\$ 132,238,394	\$ 764,775,217	\$ 120,953,004	\$ 121,263,607	\$ 87,170,988	\$ 1,466,803,117
Total Allocations	\$ 1,055,273,737	\$ 937,308,236	\$ 1,544,743,295	\$ 907,820,924	\$ 909,300,306	\$ 887,671,970	\$ 6,242,118,468

This Page Is Intentionally Left Blank

Commonwealth Transportation Board FY 2023 Rail and Public Transportation Improvement Program Estimated Revenues, Carryovers, and Adjustments

Transit Estimated Revenues and Adjustments

CTF Estimated Revenue for Mass Transit Account	\$ 503,842,495
CTF Estimated Interest for Mass Transit Account	500,000
CTB Discretionary: Operating	47,800,000
CTB Discretionary: Capital	2,500,000
I-395 Toll Revenue	16,153,359
I-66 Outside the Beltway Toll Revenue	21,250,000
Adjustment for DRPT Project Management (3.9%)	(17,651,987)
	574,393,867

Distribution of Transit Revenues (Adjusted)

Washington Metropolitan Area Transit Authority	200,840,255
Operating Assistance	164,416,923
Operating Assistance (I-95 Transit Operating Costs)	1,275,982
Mass Transit Revenues / Federal Match	50,000,000
Capital Assistance	80,244,614
Special Projects	10,797,862
Transit Ridership Incentive Program (TRIP)	25,914,872
I-395 Tolls	16,153,359
I-66 Outside the Beltway Tolls	21,250,000
State Safety Oversight	2,000,000
Paratransit Assistance	1,500,000
	574,393,867

Other Transit State and Local Funds

Dedicated Funding for WMATA	\$ 154,500,000
Carryover for Operating and Capital Reserve	10,000,000
Carryover for Transit Operating Program	2,841,220
Carryover for Transit Capital Program	18,618,823
Carryover for Paratransit Program	214,071
Carryover for Transit Bonds	8,271,819
Carryover for Special Program	6,429,472
Carryover for TRIP	18,057,983
Carryover for I-66 Tolls Outside the Beltway	8,649,353
Carryover for I-395 Tolls	7,320
Local Funds	744,204
State Transportation Trust Fund (TTF) / Other State	6,162,681
	\$ 234,496,946

Rail Funds

Commonwealth Rail Fund	\$ 13,888,138
Highway Construction Funds for Rail Preservation Fund	4,030,000
Adjustment for DRPT Project Management	(627,135)
Carryover for Commonwealth Rail Fund	4,169,820
Carryover for Rail Preservation Program	52,796
Carryover for Rail Bonds	463,211
	\$ 21,976,830

Federal Funds

Federal Transit Administration Formula Apportionment (FFY22)	65,081,369
Federal Transit Administration Formula Carryover	24,565,694
Federal Transit Administration 5310 ARPA Funding Carryover	761,162
Congestion Mitigation Air Quality (CMAQ)	20,295,190
Regional Surface Transportation Program (RSTP)	4,355,534
	\$ 115,058,949

Total FY 2023 Estimated Revenues, Carryovers, and Adjustments	\$ 945,926,592
--	-----------------------

Commonwealth Transportation Board
FY 2023 Rail and Public Transportation Improvement Program
Reconciliation of Allocations to Revenues

Total Rail and Public Transportation Allocations	\$ 814,871,830
Operating and Capital Reserve	10,000,000
Operating Unobligated	3,489,435
Capital Unobligated	26,341,745
Special Unobligated	4,307,892
Paratransit Unobligated	894,042
TRIP Funds Unobligated	33,548,044
Transit Bonds Unobligated	854,307
I-66 Unobligated	22,699,353
FTA Funds Unobligated	22,530,242
Transit Unobligated	<u>124,665,060</u>
Rail Preservation Unobligated	770,809
Rail Planning and Freight Rail Unobligated	5,618,893
Rail Unobligated	<u>6,389,702</u>
Total Current Year Revenues and Carryovers	<u><u>\$ 945,926,592</u></u>

Public Transportation
 FY23 Grants By Construction District Summaries

Operating Funding*	Total Expenses	Total Revenues	Federal Funds	State Funds	Other Income	Local Funds
Bristol	8,131,373	752,266	4,021,790	1,978,790	-	1,378,527
Culpeper	11,851,285	355,040	5,317,602	2,741,880	-	3,436,763
Fredericksburg	7,556,815	3,230,542	2,161,779	1,219,990	-	944,504
Hampton Roads	132,746,183	12,650,835	27,390,546	34,511,660	-	58,193,142
Lynchburg	13,573,271	928,906	2,274,926	3,083,963	-	7,285,476
Northern Virginia	310,643,563	62,511,153	18,876,736	86,003,227	7,200,000	136,052,447
Richmond	68,963,443	2,240,447	10,500,908	20,930,429	-	35,291,659
Salem	27,976,664	7,797,209	9,144,919	6,876,525	-	4,158,011
Staunton	11,441,582	2,240,381	6,172,448	2,876,423	-	152,330
Multi-District	21,834,888	292,020	9,541,842	5,289,985	-	6,711,041
Total:	614,719,067	92,998,799	95,403,496	165,512,872	7,200,000	253,603,900

* Includes 5303/5304 Planning Projects

Capital Projects**	Total Expenses	Federal Funds	State Funds	Other Income	Local Funds
Bristol	1,515,359	1,212,287	242,458	-	60,614
Culpeper	2,968,030	831,048	2,018,260	-	118,722
Fredericksburg	1,625,000	1,300,000	260,000	-	65,000
Hampton Roads	39,764,633	18,321,666	20,362,919	-	1,080,048
Lynchburg	1,751,281	1,238,187	443,043	-	70,051
Northern Virginia	311,015,031	98,258,880	95,081,439	-	117,674,712
Richmond	14,845,348	4,156,697	10,094,837	-	593,814
Salem	10,375,326	4,046,557	5,995,726	-	333,043
Staunton	6,305,500	5,044,400	1,008,880	-	252,220
Multi-District	3,714,522	2,971,617	594,324	-	148,581
Total:	393,880,030	137,381,341	136,101,886	-	120,396,803

** Includes CMAQ and RSTP

Human Service Projects (5310 and Senior Transportation)	Total Expenses	Federal Funds	State Funds	Local Funds
Bristol	-	-	-	-
Culpeper	663,300	489,310	107,352	66,638
Fredericksburg	803,476	599,129	97,557	106,790
Hampton Roads	1,444,776	1,197,993	47,667	199,116
Lynchburg	358,073	261,678	45,597	50,798
Northern Virginia	-	-	-	-
Richmond	1,940,531	1,519,241	279,109	142,181
Salem	1,476,035	1,180,183	115,882	179,970
Staunton	1,317,515	986,935	126,865	203,715
Multi-District	-	-	-	-
Total:	8,003,706	6,234,469	820,029	949,208

CAP Programs	Total Expenses	State Funds	Local Funds
Bristol	-	-	-
Culpeper	328,148	262,518	65,630
Fredericksburg	714,554	571,644	142,910
Hampton Roads	100,000	80,000	20,000
Lynchburg	63,602	50,882	12,720
Northern Virginia	1,933,520	1,546,816	386,704
Richmond	45,000	36,000	9,000
Salem	352,691	282,153	70,538
Staunton	380,122	304,098	76,024
Multi-District	459,000	367,200	91,800
Total:	4,376,637	3,501,311	875,326

Special Projects and TRIP	Total Expenses	Revenues	Federal Funds	State Funds	Local Funds
Bristol	60,000	-	-	36,000	24,000
Culpeper	1,980,000	-	-	1,572,000	408,000
Fredericksburg	95,498	-	-	47,749	47,749
Hampton Roads	1,539,388	-	-	923,633	615,755
Lynchburg	815,200	-	-	489,120	326,080
Northern Virginia	13,887,123	-	-	8,851,637	5,035,486
Richmond	12,502,241	-	-	5,787,685	6,714,556
Salem	847,870	52,800	-	481,334	313,736
Staunton	1,441,753	-	-	1,018,402	423,351
Multi-District	210,000	1,000	-	167,200	41,800
Total:	33,379,073	53,800	-	19,374,760	13,950,513

NVTC - WMATA Funding	Total Expenses	Total Revenues	Federal Funds	State Funds	Other Income	Local Funds
Northern Virginia	200,840,255	-	-	200,840,255	-	-

WMATA Dedicated Funding	Total Expenses	Total Revenues	Federal Funds	State Funds	Other Income	Local Funds
Northern Virginia	154,500,000	-	-	154,500,000	-	-

All Projects	Total Expenses	Total Revenues	Federal Funds	State Funds	Other Income	Local Funds
Bristol	9,706,732	752,266	5,234,077	2,257,248	-	1,463,141
Culpeper	17,790,763	355,040	6,637,960	6,702,010	-	4,095,753
Fredericksburg	10,795,343	3,230,542	4,060,908	2,196,940	-	1,306,953
Hampton Roads	175,594,980	12,650,835	46,910,205	55,925,879	-	60,108,061
Lynchburg	16,561,427	928,906	3,774,791	4,112,605	-	7,745,125
Northern Virginia	992,819,492	62,511,153	117,135,616	546,823,374	7,200,000	259,149,349
Richmond	98,296,563	2,240,447	16,176,846	37,128,060	-	42,751,210
Salem	41,028,586	7,850,009	14,371,659	13,751,620	-	5,055,298
Staunton	20,886,472	2,240,381	12,203,783	5,334,668	-	1,107,640
Multi-District	26,218,410	293,020	12,513,459	6,418,709	-	6,993,222
Total:	1,409,698,768	93,052,599	239,019,306	680,651,113	7,200,000	389,775,750

Bristol District - FY23

AASC / Four County Transit

Operating Budget

<u>Expenses</u>	<u>Amount</u>	
Operating Expenses	2,319,316	
<u>Income</u>	<u>Amount</u>	<u>Fund Source</u>
Federal Funds	1,159,658	FTA Section 5311
State Funds	565,560	State Operating Assistance
Local Funds	594,098	Local General Funds
Total	<u>2,319,316</u>	

Capital Budget

<u>Capital Items</u>	<u>Cost</u>	<u>State Funds</u>	<u>Federal Funds</u>	<u>Fund Source</u>
Replacement - Small, Light-duty Van with lift; 4yrs/100K mi (2)	178,000	28,480	142,400	FTA 5311/ADTAP
Expansion Support Vehicle - Pickup Truck; 4yrs/100K mi (1)	56,500	9,040	45,200	FTA 5311/ADTAP
Total Expense	234,500			
Total Federal Funds	187,600			
Total State Funds	37,520			
Local Assistance	9,380			

City of Bristol, Tennessee (Bristol TN/VA MPO)

FTA 5303 Program Grant

<u>Budget Items</u>	<u>Cost</u>	<u>State Funds</u>	<u>Federal Funds</u>	<u>Fund Source</u>
Program Grant	53,507	5,351	42,805	FTA Section 5303
Total Expense	53,507			
Total Federal Funds	42,805			
Total State Funds	5,351			
Local Assistance	5,351			

City of Bristol Virginia

Operating Budget

<u>Expenses</u>	<u>Amount</u>	
Operating Expenses	467,523	
<u>Income</u>	<u>Amount</u>	<u>Fund Source</u>
Operating Revenues	29,000	Fares
Federal Funds	190,000	FTA Section 5307
State Funds	126,043	State Operating Assistance
Local Funds	122,480	Local General Funds
Total	<u>467,523</u>	

Capital Budget

<u>Capital Items</u>	<u>Cost</u>	<u>State Funds</u>	<u>Federal Funds</u>	<u>Fund Source</u>
Replacement - Small-size, light-duty transit bus or BOC; 4yrs/100K mi (1)	95,000	15,200	76,000	FTA 5307 / 2022
Transit Infrastructure (Bus Stop Signage)	8,000	1,280	6,400	FTA 5307 / 2022
Total Expense	103,000			
Total Federal Funds	82,400			
Total State Funds	16,480			
Local Assistance	4,120			

City of Kingsport, Tennessee (Kingsport TN/VA MPO)

FTA 5303 Program Grant

<u>Budget Items</u>	<u>Cost</u>	<u>State Funds</u>	<u>Federal Funds</u>	<u>Fund Source</u>
Program Grant	5,348	535	4,278	FTA Section 5303
Total Expense	5,348			
Total Federal Funds	4,278			
Total State Funds	535			
Local Assistance	535			

District Three Governmental Cooperative

Operating Budget

<u>Expenses</u>	<u>Amount</u>
Operating Expenses	2,950,080
<u>Income</u>	<u>Amount</u> <u>Fund Source</u>
Operating Revenues	402,066 Contract Service
Federal Funds	1,255,659 FTA 5311
Federal Funds	237,090 FTA 5307
State Funds	725,185 State Operating Assistance
Local Funds	330,080 Local General Funds
Total	<u>2,950,080</u>

Capital Budget

<u>Capital Items</u>	<u>Cost</u>	<u>State Funds</u>	<u>Federal Funds</u>	<u>Fund Source</u>
Replacement - Small-size, light-duty transit bus or BOC; 4yrs/100K mi (4)	440,000	70,400	352,000	FTA 5311/ADTAP
Total Expense	440,000			
Total Federal Funds			352,000	
Total State Funds		70,400		
Local Assistance	17,600			

Mountain Empire Older Citizens, Inc.

Operating Budget

<u>Expenses</u>	<u>Amount</u>
Operating Expenses	1,910,499
<u>Income</u>	<u>Amount</u> <u>Fund Source</u>
Operating Revenues	60,000 Fares
Operating Revenues	250,200 Contract Service
Federal Funds	925,250 FTA Section 5311
State Funds	447,252 State Operating Assistance
Local Funds	227,797 Local General Funds
Total	<u>1,910,499</u>

Capital Budget

<u>Capital Items</u>	<u>Cost</u>	<u>State Funds</u>	<u>Federal Funds</u>	<u>Fund Source</u>
Replacement - Medium-size, light-duty transit bus or BOC; 5yrs/150K mi (5)	379,710	60,754	303,768	FTA 5311/ADTAP
Replacement Support Vehicle - SUV; 4yrs/100K mi (1)	35,000	5,600	28,000	FTA 5311/ADTAP
Facility Equipment - Mechanical Equipment (Replace Equipment)	17,500	2,800	14,000	FTA 5311/ADTAP
Mobility Manager Cost	55,649	8,904	44,519	FTA 5311/ADTAP
Total Expense	487,859			
Total Federal Funds			390,287	
Total State Funds		78,058		
Local Assistance	19,514			

Transit Ridership Incentive Program

<u>Budget Items</u>	<u>Amount</u>	<u>Fund Source</u>
Zero Fare Project	60,000	
State Funds	36,000	State TRIP
Local Assistance	24,000	

Town of Bluefield-Graham Transit

Operating Budget

<u>Expenses</u>	<u>Amount</u>
Operating Expenses	425,100
<u>Income</u>	<u>Amount</u> <u>Fund Source</u>
Operating Revenues	11,000 Fares
Federal Funds	207,050 FTA Section 5311
State Funds	108,864 State Operating Assistance
Local Funds	98,186 Local General Funds
Total	<u>425,100</u>

Capital Budget

<u>Capital Items</u>	<u>Cost</u>	<u>State Funds</u>	<u>Federal Funds</u>	<u>Fund Source</u>
Replacement - Small-size, light-duty transit bus or BOC; 4yrs/100K mi (2)	250,000	40,000	200,000	FTA 5311
Total Expense	250,000			
Total Federal Funds			200,000	
Total State Funds		40,000		
Local Assistance	10,000			

Culpeper District - FY23

Charlottesville Area Transit

Operating Budget

<u>Expenses</u>	<u>Amount</u>	
Operating Expenses	11,536,428	
<u>Income</u>	<u>Amount</u>	<u>Fund Source</u>
Operating Revenues	330,040	Contract Service
Operating Revenues	25,000	Advertising
Federal Funds	5,093,253	FTA Section 5307
State Funds	2,729,126	State Operating Assistance
Local Funds	3,359,009	Local General Funds
Total	11,536,428	

Capital Budget

<u>Capital Items</u>	<u>Cost</u>	<u>State Funds</u>	<u>Federal Funds</u>	<u>Fund Source</u>
Replacement Support Vehicle - SUV, Pickup Truck; 4yrs/100K mi (2)	90,275	61,387	25,277	DRPT FTA 5339
ADP Software - Operations (Inventory Management Software)	217,500	147,900	60,900	DRPT FTA 5339
Transit Infrastructure (Bus Shelter Amenities and Improvements)	324,000	220,320	90,720	DRPT FTA 5339
ADP Software - Operations (Pre-trip Management Software)	30,000	20,400	8,400	DRPT FTA 5339
Surveillance / Security Equipment (Avon Facility)	62,255	42,333	17,431	DRPT FTA 5339
Engineering & Design of Admin Facility (Operations Annex & Alt. Fuel Mods)	1,662,500	1,130,500	465,500	DRPT FTA 5339
Engineering & Design of Admin Facility (Administration Building)	581,500	395,420	162,820	DRPT FTA 5339
Total Expense	2,968,030			
Total Federal Funds	831,048			
Total State Funds	2,018,260			
Local Assistance	118,722			

State Demonstration Assistance Program

<u>Budget Items</u>	<u>Amount</u>
Albemarle County Transit Expansion	1,940,000
Revenues	0
State Funds	1,552,000
Local Assistance	388,000

Rappahannock-Rapidan Community Services

FTA 5310 Capital Budget

<u>Capital Items</u>	<u>Cost</u>	<u>State Funds</u>	<u>Federal Funds</u>	<u>Fund Source</u>
Expansion Paratransit Vehicle (1)	65,000	0	52,000	FTA 5310
Replacement Paratransit Vehicle (2)	134,000	0	107,200	FTA 5310
Total Expense	199,000			
Total Federal Funds	159,200			
Total State Funds	0			
Local Assistance	39,800			

Rappahannock-Rapidan Regional Commission

FTA 5310 Operating Program

<u>Budget Items</u>	<u>Amount</u>	<u>Fund Source</u>
<i>FAMS & Regional Transportation Collaborative</i>	281,893	
Revenues	0	
Federal Funds	184,185	FTA 5310
State Funds	78,166	State Paratransit
Local Assistance	19,542	

FTA 5310 Mobility Management Program

<u>Budget Items</u>	<u>Amount</u>	<u>Fund Source</u>
<i>FAMS & Regional Transportation Collaborative</i>	182,407	
Federal Funds	145,925	FTA 5310
State Funds	29,186	State Paratransit
Local Assistance	7,296	

Commuter Assistance Program (CAP) Operating

<u>Budget Items</u>	<u>Amount</u>
<i>Commuter Services</i>	153,950
Revenues	0
Federal Funds	0
State Funds	123,160
Local Assistance	30,790

State Technical Assistance Program

<u>Budget Items</u>	<u>Amount</u>
<i>RRRC Commuter Services CAP Strategic Plan</i>	40,000
Revenues	0
Federal Funds	0
State Funds	20,000
Local Assistance	20,000

Thomas Jefferson Planning District Commission

Commuter Assistance Program (CAP) Operating

<u>Budget Items</u>	<u>Amount</u>
<i>RideShare</i>	174,198
Revenues	0
Federal Funds	0
State Funds	139,358
Local Assistance	34,840

FTA 5304 Program Grant

<u>Budget Items</u>	<u>Amount</u>	<u>Fund Source</u>
<i>Thomas Jefferson Planning District Transit Governance Study</i>	187,323	
Revenues	0	
Federal Funds	122,323	FTA 5304
State Funds	0	
Local Assistance	65,000	

FTA 5303 Program Grant

<u>Budget Items</u>	<u>Cost</u>	<u>State Funds</u>	<u>Federal Funds</u>	<u>Fund Source</u>
Program Grant	127,534	12,754	102,026	FTA Section 5303
Total Expense	127,534			
Total Federal Funds	102,026			
Total State Funds	12,754			
Local Assistance	12,754			

Fredericksburg District - FY23

Fredericksburg Regional Transit

Operating Budget

<u>Expenses</u>	<u>Amount</u>	
Operating Expenses	7,333,726	
<u>Income</u>	<u>Amount</u>	<u>Fund Source</u>
Operating Revenues	65,000	Contract Service
Federal Funds	1,983,308	FTA Section 5307
Federal Funds	3,132,542	CARES, ARPA
State Funds	1,197,681	State Operating Assistance
Local Funds	33,000	Other Revenue
Local Funds	922,195	Local General Funds
Total	<u>7,333,726</u>	

Capital Budget

<u>Capital Items</u>	<u>Cost</u>	<u>State Funds</u>	<u>Federal Funds</u>	<u>Fund Source</u>
Replacement - Medium-size, medium-duty transit bus or BOC; 7yrs/200K mi (5)	975,000	156,000	780,000	FTA 5307 / 2023
Surveillance / Security Equipment (Intrusion Alarm Conformity)	250,000	40,000	200,000	FTA 5307 / 2023
Technology/Equipment - ITS - On Board Systems (APCs)	400,000	64,000	320,000	FTA 5307 / 2023
Total Expense	1,625,000			
Total Federal Funds	1,300,000			
Total State Funds	260,000			
Local Assistance	65,000			

State Technical Assistance Program

<u>Budget Items</u>	<u>Amount</u>
<i>FRT - Transit Strategic Plan (TSP)</i>	95,498
Revenues	0
Federal Funds	0
State Funds	47,749
Local Assistance	47,749

George Washington Regional Commission

Commuter Assistance Program (CAP) Operating

<u>Budget Items</u>	<u>Amount</u>
<i>GW RideConnect</i>	341,142
Revenues	0
Federal Funds	0
State Funds	272,914
Local Assistance	68,228

Commuter Assistance Program (CAP) Project

<u>Budget Items</u>	<u>Amount</u>
<i>AdVANtage Vanpool Self-Insurance Program</i>	75,000
Revenues	0
Federal Funds	0
State Funds	60,000
Local Assistance	15,000

Commuter Assistance Program (CAP) Project

<u>Budget Items</u>	<u>Amount</u>
<i>Vanpool Connections by GW RideConnect</i>	154,879
Revenues	0
Federal Funds	0
State Funds	123,903
Local Assistance	30,976

FTA 5303 Program Grant

<u>Budget Items</u>	<u>Cost</u>	<u>State Funds</u>	<u>Federal Funds</u>	<u>Fund Source</u>
Program Grant	223,089	22,309	178,471	FTA Section 5303
Total Expense	223,089			
Total Federal Funds	178,471			
Total State Funds	22,309			
Local Assistance	22,309			

Middle Peninsula Planning District Commission

Commuter Assistance Program (CAP) Operating

<u>Budget Items</u>	<u>Amount</u>
<i>Middle Peninsula Rideshare</i>	84,171
Revenues	0
Federal Funds	0
State Funds	67,337
Local Assistance	16,834

Northern Neck Planning District Commission

Commuter Assistance Program (CAP) Operating

<u>Budget Items</u>	<u>Amount</u>
<i>Northern Neck Commuter Services</i>	59,362
Revenues	0
Federal Funds	0
State Funds	47,490
Local Assistance	11,872

Rappahannock Area Agency On Aging d/b/a Healthy Generations

FTA 5310 Operating Program

<u>Budget Items</u>	<u>Amount</u>	<u>Fund Source</u>
<i>Healthy Generations Mobility Options and Transportation Program</i>	283,733	
Revenues	0	
Federal Funds	183,335	FTA 5310
State Funds	80,318	State Paratransit
Local Assistance	20,080	

FTA 5310 Mobility Management Program

<u>Budget Items</u>	<u>Amount</u>	<u>Fund Source</u>
<i>Healthy Generations Mobility Options and Transportation Program</i>	107,743	
Federal Funds	86,194	FTA 5310
State Funds	17,239	State Paratransit
Local Assistance	4,310	

FTA 5310 Capital Budget

<u>Capital Items</u>	<u>Cost</u>	<u>State Funds</u>	<u>Federal Funds</u>	<u>Fund Source</u>
Expansion Paratransit Vehicle (1)	65,000	0	52,000	FTA 5310
Expansion Paratransit Vehicle (1)	67,000	0	53,600	FTA 5310
Total Expense	132,000			
Total Federal Funds	105,600			
Total State Funds	0			
Local Assistance	26,400			

Rappahannock Area CSB

FTA 5310 Capital Budget

<u>Capital Items</u>	<u>Cost</u>	<u>State Funds</u>	<u>Federal Funds</u>	<u>Fund Source</u>
Replacement Paratransit Vehicle (2)	140,000	0	112,000	FTA 5310
Expansion Paratransit Vehicle (2)	140,000	0	112,000	FTA 5310
Total Expense	280,000			
Total Federal Funds	224,000			
Total State Funds	0			
Local Assistance	56,000			

Hampton Roads District - FY23

City of Suffolk - Suffolk Transit

Operating Budget

<u>Expenses</u>	<u>Amount</u>	
Operating Expenses	1,975,553	
<u>Income</u>	<u>Amount</u>	<u>Fund Source</u>
Operating Revenues	60,000	Fares
Operating Revenues	4,500	Advertising
Federal Funds	9,000	MPO Passthru
Federal Funds	871,926	FTA Section 5307
State Funds	433,543	State Operating Assistance
Local Funds	596,584	Local General Funds
Total	<u>1,975,553</u>	

Capital Budget

<u>Capital Items</u>	<u>Cost</u>	<u>State Funds</u>	<u>Federal Funds</u>	<u>Fund Source</u>
Replacement - Medium-size, light-duty transit bus or BOC; 5yrs/150K mi (1)	150,000	24,000	120,000	FTA 5307 / 2023
Replacement - Small-size, light-duty transit bus or BOC; 4yrs/100K mi (1)	110,000	17,600	88,000	FTA 5307 / 2023
Transit Infrastructure (Passenger Amenities)	15,000	2,400	12,000	FTA 5307 / 2023
Transit Infrastructure (Replacement Shelters) (2)	18,000	12,240	0	N/A
Force Account Construction (Sidewalks and Concrete Pads)	15,000	2,400	12,000	FTA 5307 / 2023
Total Expense	308,000			
Total Federal Funds	232,000			
Total State Funds	58,640			
Local Assistance	17,360			

Colonial Behavioral Health

FTA 5310 Capital Budget

<u>Capital Items</u>	<u>Cost</u>	<u>State Funds</u>	<u>Federal Funds</u>	<u>Fund Source</u>
Expansion Paratransit Vehicle (1)	65,000	0	52,000	FTA 5310
Total Expense	65,000			
Total Federal Funds	52,000			
Total State Funds	0			
Local Assistance	13,000			

Greensville County

Operating Budget

<u>Expenses</u>	<u>Amount</u>	
Operating Expenses	200,232	
<u>Income</u>	<u>Amount</u>	<u>Fund Source</u>
Operating Revenues	3,500	Fares
Operating Revenues	3,500	Advertising
Federal Funds	98,366	FTA Section 5311
State Funds	45,263	State Operating Assistance
Local Funds	6,000	DSS Tokens for Clients
Local Funds	43,603	Local General Funds
Total	<u>200,232</u>	

Capital Budget

<u>Capital Items</u>	<u>Cost</u>	<u>State Funds</u>	<u>Federal Funds</u>	<u>Fund Source</u>
Replacement - Medium-size, light-duty transit bus or BOC; 5yrs/150K mi (1)	100,000	16,000	80,000	FTA 5311
Expansion - Medium-size, light-duty transit bus or BOC; 5yrs/150K mi (2)	200,000	32,000	160,000	FTA 5311
Transit Infrastructure (Bus Shelters) (3)	37,500	6,000	30,000	FTA 5311
Total Expense	337,500			
Total Federal Funds	270,000			
Total State Funds	54,000			
Local Assistance	13,500			

Hampton Roads Transit

Operating Budget

<u>Expenses</u>	<u>Amount</u>	
Operating Expenses	120,313,317	
<u>Income</u>	<u>Amount</u>	<u>Fund Source</u>
Operating Revenues	8,694,756	Fares
Operating Revenues	2,014,500	Contract Service
Operating Revenues	1,000,000	Advertising
Federal Funds	20,553,795	FTA Section 5307
State Funds	31,464,937	State Operating Assistance
Local Funds	60,000	Other Revenue
Local Funds	56,525,329	Local General Funds
Total	120,313,317	

Capital Budget

<u>Capital Items</u>	<u>Cost</u>	<u>State Funds</u>	<u>Federal Funds</u>	<u>Fund Source</u>
ADP Hardware - Operations (Large Technology Infrastructure)	715,261	486,377	200,273	FTA 5307 / 2023
ADP Hardware - Operations (Client Technology Systems SGR)	312,367	212,410	87,463	FTA 5307 / 2023
Surveillance / Security Equipment (Enterprise Video Surveillance System)	314,521	213,874	88,066	FTA 5307 / 2023
Fare Collection Equipment (Ticket Vending Machines - Bus)	543,956	369,890	152,308	FTA 5307 / 2023
Spare Parts / Assoc. Capital Maintenance Items (Light Rail SGR)	2,101,000	1,428,680	588,280	FTA 5337 / 2023
Transit Infrastructure (Light Rail Right-of-Way SGR)	318,270	216,424	89,116	FTA 5337 / 2023
Mid-life Overhaul/Repower Light Duty Medium BOC Components (22)	707,080	480,814	197,982	5339 (Grantee Controlled)
ADP Software - Operations (HRMS Replacement)	5,252,479	3,571,686	1,470,694	FTA 5307 / 2023
Replacement - Large, heavy-duty transit 35'-40' bus: 12yrs/500K mi (15)	8,508,106	5,785,512	2,382,270	5339 (Grantee Controlled)
Mid-life Overhaul/Rebuild - Repower Heavy Duty Large Bus (22)	2,987,182	2,031,284	836,411	5339 (Grantee Controlled)
Replacement Support Vehicle - Van, Sedan, SUV, Pickup Truck; 4yrs/100K (6)	375,198	255,135	105,055	FTA 5307 / 2023
Replacement - Small-size, heavy-duty transit bus or BOC; 10yrs/350K mi (3)	1,619,952	1,101,567	453,587	5339 (Grantee Controlled)
Total Expense	23,755,372			
Total Federal Funds	6,651,504			
Total State Funds	16,153,653			
Local Assistance	950,215			

Commuter Assistance Program (CAP) Project

<u>Budget Items</u>	<u>Amount</u>
Traffic Vanpool Assistance	100,000
Revenues	0
Federal Funds	0
State Funds	80,000
Local Assistance	20,000

Transit Ridership Incentive Program

<u>Budget Items</u>	<u>Amount</u>	<u>Fund Source</u>
Naval Station Norfolk Internal Circulator	1,539,388	
State Funds	923,633	State TRIP
Local Assistance	615,755	

MPO CMAQ-RSTP Project

<u>Capital Items</u>	<u>Cost</u>	<u>State Funds</u>	<u>Federal Funds</u>	<u>Fund Source</u>
HRT Traffic Program	1,000,000	200,000	800,000	RSTP
HRT Bus Vehicle Replacement	5,740,392	1,148,079	4,592,313	CMAQ
HRT Peninsula Corridor DEIS/Conceptual Engineering	2,045,144	409,029	1,636,115	RSTP

Hampton Roads TPO

FTA 5303 Program Grant

<u>Budget Items</u>	<u>Cost</u>	<u>State Funds</u>	<u>Federal Funds</u>	<u>Fund Source</u>
Program Grant	1,141,995	114,200	913,595	FTA Section 5303
Total Expense	1,141,995			
Total Federal Funds	913,595			
Total State Funds	114,200			
Local Assistance	114,200			

Hampton-Newport News Community Services Board

FTA 5310 Capital Budget

<u>Capital Items</u>	<u>Cost</u>	<u>State Funds</u>	<u>Federal Funds</u>	<u>Fund Source</u>
Replacement Paratransit Vehicle (2)	134,000	0	107,200	FTA 5310
Expansion Paratransit Vehicle (1)	67,000	0	53,600	
Total Expense	201,000			
Total Federal Funds	160,800			
Total State Funds	0			
Local Assistance	40,200			

Heart Havens, Inc.

FTA 5310 Capital Budget

<u>Capital Items</u>	<u>Cost</u>	<u>State Funds</u>	<u>Federal Funds</u>	<u>Fund Source</u>
Expansion Paratransit Vehicle (1)	70,000	0	56,000	FTA 5310
Total Expense	70,000			
Total Federal Funds	56,000			
Total State Funds	0			
Local Assistance	14,000			

Louise W. Eggleston Center, Inc.

FTA 5310 Capital Budget

<u>Capital Items</u>	<u>Cost</u>	<u>State Funds</u>	<u>Federal Funds</u>	<u>Fund Source</u>
Expansion Paratransit Vehicle (1)	65,000	0	52,000	FTA 5310
Expansion Paratransit Vehicle (1)	70,000	0	56,000	FTA 5310
Total Expense	135,000			
Total Federal Funds	108,000			
Total State Funds	0			
Local Assistance	27,000			

Peninsula Agency on Aging

FTA 5310 Operating Program

<u>Budget Items</u>	<u>Amount</u>	<u>Fund Source</u>
<i>Peninsula AA Transportation Services to Seniors, Veterans, Disabled Individuals</i>	210,861	
Revenues	0	
Federal Funds	210,861	FTA 5310
State Funds	0	State Paratransit
Local Assistance	0	

FTA 5310 Mobility Management Program

<u>Budget Items</u>	<u>Amount</u>	<u>Fund Source</u>
<i>Peninsula AA Transportation Services to Seniors, Veterans, Disabled Individuals</i>	210,930	
Federal Funds	168,744	FTA 5310
State Funds	33,749	State Paratransit
Local Assistance	8,437	

FTA 5310 Capital Budget

<u>Capital Items</u>	<u>Cost</u>	<u>State Funds</u>	<u>Federal Funds</u>	<u>Fund Source</u>
Expansion Paratransit Vehicle (2)	140,000	0	112,000	FTA 5310
Total Expense	140,000			
Total Federal Funds	112,000			
Total State Funds	0			
Local Assistance	28,000			

Senior Services of Southeastern Virginia

FTA 5310 Mobility Management Program

<u>Budget Items</u>	<u>Amount</u>	<u>Fund Source</u>
<i>Senior Services Senior Transportation & Mobility Management Programs</i>	86,985	
Federal Funds	69,588	FTA 5310
State Funds	13,918	State Paratransit
Local Assistance	3,479	

FTA 5310 Capital Budget

<u>Capital Items</u>	<u>Cost</u>	<u>State Funds</u>	<u>Federal Funds</u>	<u>Fund Source</u>
Replacement Paratransit Vehicle (3)	195,000	0	156,000	FTA 5310
Expansion Paratransit Vehicle (2)	130,000	0	104,000	FTA 5310
Total Expense	325,000			
Total Federal Funds	260,000			
Total State Funds	0			
Local Assistance	65,000			

STAR Transit

Operating Budget

<u>Expenses</u>		<u>Amount</u>
Operating Expenses		1,514,145
 <u>Income</u>		 <u>Amount</u> <u>Fund Source</u>
Operating Revenues		40,000 Fares
Operating Revenues		10,000 Advertising
Federal Funds		737,073 FTA Section 5311
State Funds		298,169 State Operating Assistance
Local Funds		428,903 Local General Funds
Total		<u>1,514,145</u>

Capital Budget

<u>Capital Items</u>		<u>Cost</u>	<u>State Funds</u>	<u>Federal Funds</u>	<u>Fund Source</u>
Replacement - Small-size, light-duty transit bus or BOC; 4yrs/100K mi (3)		210,000	33,600	168,000	FTA 5311
Surveillance / Security Equipment - (Parking Lot Lighting - Phase II & III)		30,000	4,800	24,000	FTA 5311
Facility Equipment - Mechanical Equipment (Miscellaneous)		50,000	8,000	40,000	FTA 5311
Transit Infrastructure (Repair Storm Water Retention Pond)		25,000	4,000	20,000	FTA 5311
Total Expense		315,000			
Total Federal Funds		252,000			
Total State Funds		50,400			
Local Assistance		12,600			

Town of Chincoteague

Operating Budget

<u>Expenses</u>		<u>Amount</u>
Operating Expenses		98,842
 <u>Income</u>		 <u>Amount</u> <u>Fund Source</u>
Operating Revenues		4,000 Fares
Federal Funds		47,421 FTA Section 5311
State Funds		23,547 State Operating Assistance
Local Funds		23,874 Local General Funds
Total		<u>98,842</u>

Williamsburg Area Transit Authority

Operating Budget

<u>Expenses</u>		<u>Amount</u>
Operating Expenses		7,502,099
 <u>Income</u>		 <u>Amount</u> <u>Fund Source</u>
Operating Revenues		440,000 Fares
Operating Revenues		205,491 Contract Service
Operating Revenues		35,000 Advertising
Federal Funds		494,351 FTA Section 5311
Federal Funds		3,053,583 FTA Section 5307
Federal Funds		180,000 MPO Passthru
Federal Funds		431,436 CMAQ
State Funds		2,132,001 State Operating Assistance
Local Funds		69,588 Rental Income (Incidental Use)
Local Funds		460,649 Local General Funds
Total		<u>7,502,099</u>

Capital Budget

<u>Capital Items</u>		<u>Cost</u>	<u>State Funds</u>	<u>Federal Funds</u>	<u>Fund Source</u>
Construction Admin/Maint Facility (Service Building)		1,979,319	1,345,937	554,209	DRPT FTA 5339
Replacement - Small-size, light-duty transit bus or BOC; 4yrs/100K mi (2)		180,000	122,400	50,400	DRPT FTA 5339
Total Expense		2,159,319			
Total Federal Funds		604,609			
Total State Funds		1,468,337			
Local Assistance		86,373			

MPO CMAQ-RSTP Project

<u>Capital Items</u>		<u>Cost</u>	<u>State Funds</u>	<u>Federal Funds</u>	<u>Fund Source</u>
WATA York County Southeast Demo Routes		471,666	94,334	377,332	CMAQ
WATA Expansion of Bus Shelter		117,000	23,400	93,600	CMAQ
WATA Bus Replacement Purchase		3,142,710	628,542	2,514,168	CMAQ
WATA Upper York/Kent County Connector Demo Routes		372,530	74,506	298,024	CMAQ

Lynchburg District - FY23

Central VA Alliance for Community Living, Inc. (CVACL)

FTA 5310 Operating Program

<u>Budget Items</u>	<u>Amount</u>	<u>Fund Source</u>
<i>Transportation For People With Disabilities & Vehicle Replacement</i>	88,773	
Revenues	0	
Federal Funds	57,361	FTA 5310
State Funds	25,130	State Paratransit
Local Assistance	6,282	

FTA 5310 Capital Budget

<u>Capital Items</u>	<u>Cost</u>	<u>State Funds</u>	<u>Federal Funds</u>	<u>Fund Source</u>
Replacement Paratransit Vehicle (1)	65,000	0	52,000	FTA 5310
Replacement Paratransit Vehicle (1)	67,000	0	53,600	FTA 5310
Total Expense	132,000			
Total Federal Funds	105,600			
Total State Funds	0			
Local Assistance	26,400			

Central Virginia Planning District Commission

Commuter Assistance Program (CAP) Operating

<u>Budget Items</u>	<u>Amount</u>
<i>RIDE Solutions - Lynchburg</i>	63,602
Revenues	0
Federal Funds	0
State Funds	50,882
Local Assistance	12,720

FTA 5303 Program Grant

<u>Budget Items</u>	<u>Cost</u>	<u>State Funds</u>	<u>Federal Funds</u>	<u>Fund Source</u>
Program Grant	144,627	14,463	115,701	FTA Section 5303
Total Expense	144,627			
Total Federal Funds	115,701			
Total State Funds	14,463			
Local Assistance	14,463			

Danville Transit System

Operating Budget

<u>Expenses</u>	<u>Amount</u>
Operating Expenses	3,726,120
<u>Income</u>	<u>Amount</u> <u>Fund Source</u>
Operating Revenues	271,000 Fares
Operating Revenues	29,000 Contract Service
Operating Revenues	4,800 Advertising
Federal Funds	1,727,560 FTA Section 5311
State Funds	839,402 State Operating Assistance
Local Funds	854,358 Local General Funds
Total	3,726,120

Capital Budget

<u>Capital Items</u>	<u>Cost</u>	<u>State Funds</u>	<u>Federal Funds</u>	<u>Fund Source</u>
Replacement - 28-passenger, medium-duty transit bus; 7yrs/200K mi (2)	304,174	48,668	243,339	FTA 5311
Replacement - Small-size, light-duty transit bus or BOC; 4yrs/100K mi (3)	333,234	53,317	266,587	FTA 5311
Transit Infrastructure (Replacement Bus Stop Signs)	21,000	3,360	16,800	FTA 5311
ADP Software - Operations (Automated Scheduling Software Replacement)	280,000	44,800	224,000	FTA 5311
Rehab/Renovation of Customer Facility (Bathrooms at Transfer Center)	98,500	15,760	78,800	FTA 5311
Expansion Support Vehicle - Van; 4yrs/100K mi (1)	34,000	5,440	27,200	FTA 5311
Total Expense	1,070,908			
Total Federal Funds	856,726			
Total State Funds	171,345			
Local Assistance	42,837			

Farmville Area Bus

Operating Budget

<u>Expenses</u>		<u>Amount</u>
Operating Expenses		730,520
 <u>Income</u>		
Operating Revenues		9,000 Fares
Operating Revenues		143,050 Contract Service
Federal Funds		360,760 FTA Section 5311
State Funds		185,582 State Operating Assistance
Local Funds		32,128 Local General Funds
Total		<u>730,520</u>

Capital Budget

<u>Capital Items</u>	<u>Cost</u>	<u>State Funds</u>	<u>Federal Funds</u>	<u>Fund Source</u>
Replacement - Small-size, light-duty transit bus or BOC; 4yrs/100K mi (3)	253,573	40,572	202,858	FTA 5311
Replacement Support Vehicle - SUV; 4yrs/100K mi	31,500	5,040	25,200	FTA 5311
Total Expense	285,073			
Total Federal Funds	228,058			
Total State Funds	45,612			
Local Assistance	11,403			

Greater Lynchburg Transit Company

Operating Budget

<u>Expenses</u>		<u>Amount</u>
Operating Expenses		8,825,194
 <u>Income</u>		
Operating Revenues		412,056 Fares
Operating Revenues		55,000 Advertising
State Funds		2,009,808 State Operating Assistance
Local Funds		6,348,330 Local General Funds
Total		<u>8,825,194</u>

Capital Budget

<u>Capital Items</u>	<u>Cost</u>	<u>State Funds</u>	<u>Federal Funds</u>	<u>Fund Source</u>
Replacement Support Vehicle - SUV; 4yrs/100K mi (2)	94,150	64,022	26,362	DRPT FTA 5339
Spare Parts / Assoc. Capital Maintenance Items (Miscellaneous parts)	219,000	148,920	61,320	DRPT FTA 5339
Total Expense	313,150			
Total Federal Funds	87,682			
Total State Funds	212,942			
Local Assistance	12,526			

Transit Ridership Incentive Program

<u>Budget Items</u>	<u>Amount</u>	<u>Fund Source</u>
Route 4 Regional Connectivity Improvement	815,200	
State Funds	489,120	State TRIP
Local Assistance	326,080	

Piedmont Senior Resources Area Agency on Aging, Inc.

FTA 5310 Operating Program

<u>Budget Items</u>	<u>Amount</u>	<u>Fund Source</u>
PSR Vouchers for Non Emergency Medical Transportation and PSR VolMed	72,300	
Revenues	0	
Federal Funds	46,717	FTA 5310
State Funds	20,467	State Paratransit
Local Assistance	5,116	

FTA 5310 Capital Budget

<u>Capital Items</u>	<u>Cost</u>	<u>State Funds</u>	<u>Federal Funds</u>	<u>Fund Source</u>
Expansion Paratransit Vehicle (1)	65,000	0	52,000	FTA 5310
Total Expense	65,000			
Total Federal Funds	52,000			
Total State Funds	0			
Local Assistance	13,000			

Town of Altavista

Operating Budget

Expenses

Operating Expenses

Amount

146,810

Income

Operating Revenues

Federal Funds

State Funds

Local Funds

Total

Amount Fund Source

5,000 Fares

70,905 FTA Section 5311

34,708 State Operating Assistance

36,197 Local General Funds

146,810

Capital Budget

Capital Items

Replacement - Small-size, light-duty transit bus or BOC; 4yrs/100K mi (1)

Cost

82,150

State Funds

13,144

Federal Funds

65,720

Fund Source

FTA 5311

Total Expense

82,150

Total Federal Funds

65,720

Total State Funds

13,144

Local Assistance

3,286

Northern Virginia District - FY23

City of Alexandria Department of Transportation and Environmental Services

Commuter Assistance Program (CAP) Operating

<u>Budget Items</u>	<u>Amount</u>
GO Alex	166,000
Revenues	0
Federal Funds	0
State Funds	132,800
Local Assistance	33,200

Transit Ridership Incentive Program

<u>Budget Items</u>	<u>Amount</u>	<u>Fund Source</u>
Zero Fare Project	4,716,107	
State Funds	2,829,664	State TRIP
Local Assistance	1,886,443	

MPO CMAQ-RSTP Project

<u>Capital Items</u>	<u>Cost</u>	<u>State Funds</u>	<u>Federal Funds</u>	<u>Fund Source</u>
Alexandria West End Transitway Operations	1,000,000	200,000	800,000	CMAQ
Alexandria Route 1 Metroway Extension	1,500,000	300,000	1,200,000	CMAQ
Dash Technology Phase II	350,000	70,000	280,000	RSTP

Alexandria Transit Company

State Intern Assistance Program

<u>Budget Items</u>	<u>Amount</u>
Intern (1)	40,000
Revenues	0
Federal Funds	0
State Funds	32,000
Local Assistance	8,000

Arlington County

State Intern Assistance Program

<u>Budget Items</u>	<u>Amount</u>
Intern (1)	41,600
Revenues	0
Federal Funds	0
State Funds	33,280
Local Assistance	8,320

State Technical Assistance Program

<u>Budget Items</u>	<u>Amount</u>
Transit Strategic Plan & CAP Update	998,000
Revenues	0
Federal Funds	0
State Funds	499,000
Local Assistance	499,000

State Technical Assistance Program

<u>Budget Items</u>	<u>Amount</u>
ART Fare Study	150,000
Revenues	0
Federal Funds	0
State Funds	75,000
Local Assistance	75,000

State Technical Assistance Program

<u>Budget Items</u>	<u>Amount</u>
Transitway Technical Assistance for SGR Evaluation	200,000
Revenues	0
Federal Funds	0
State Funds	100,000
Local Assistance	100,000

MPO CMAQ-RSTP Project

<u>Capital Items</u>	<u>Cost</u>	<u>State Funds</u>	<u>Federal Funds</u>	<u>Fund Source</u>
Arlington Commuter Assistance Program	7,106,792	1,421,359	5,685,433	CMAQ

County of Loudoun

Operating Budget

<u>Expenses</u>	<u>Amount</u>	
Operating Expenses	23,372,613	
<u>Income</u>	<u>Amount</u>	<u>Fund Source</u>
Operating Revenues	1,177,832	Fares
Operating Revenues	320,649	Contract Service
Operating Revenues	50,000	Advertising
State Funds	5,207,681	State Operating Assistance
Local Funds	701,434	Other Revenue
Local Funds	15,915,017	Local General Funds
Total	23,372,613	

Capital Budget

<u>Capital Items</u>	<u>Cost</u>	<u>State Funds</u>	<u>Federal Funds</u>	<u>Fund Source</u>
Replacement - Large, heavy-duty transit 35'-40' bus; 12yrs/500K mi (4)	2,400,000	1,632,000	0	N/A
Rehabilitate/Rebuild - Rehabilitation of Heavy Duty Large Bus (5)	1,000,000	680,000	0	N/A
Rehabilitate/Rebuild - Rehabilitation of Heavy Duty Large Bus (4)	800,000	544,000	0	N/A
Total Expense	4,200,000			
Total Federal Funds	0			
Total State Funds	2,856,000			
Local Assistance	1,344,000			

State Intern Assistance Program

<u>Budget Items</u>	<u>Amount</u>
Intern (2)	78,000
Revenues	0
Federal Funds	0
State Funds	62,400
Local Assistance	15,600

Commuter Assistance Program (CAP) Operating

<u>Budget Items</u>	<u>Amount</u>
Loudoun County Commuter Services	399,391
Revenues	0
Federal Funds	0
State Funds	319,513
Local Assistance	79,878

Commuter Assistance Program (CAP) Project

<u>Budget Items</u>	<u>Amount</u>
Loudoun County Commuter Services Employer Outreach Program	60,030
Revenues	0
Federal Funds	0
State Funds	48,024
Local Assistance	12,006

DATA

Commuter Assistance Program (CAP) Project

<u>Budget Items</u>	<u>Amount</u>
DATA's Employer Outreach Program	248,308
Revenues	0
Federal Funds	0
State Funds	198,646
Local Assistance	49,662

Fairfax County

Commuter Assistance Program (CAP) Operating

<u>Budget Items</u>	<u>Amount</u>
Fairfax County Commuter Services	643,126
Revenues	0
Federal Funds	0
State Funds	514,501
Local Assistance	128,625

Commuter Assistance Program (CAP) Project

<u>Budget Items</u>	<u>Amount</u>
Fairfax County Employer Services	158,162
Revenues	0
Federal Funds	0
State Funds	126,530
Local Assistance	31,632

I-95 HOT Lanes Operating Budget

<u>Expenses</u>	<u>Amount</u>
Operating Expenses	450,853

<u>Income</u>	<u>Amount</u>	<u>Fund Source</u>
Operating Revenues	90,171	Fares
State Funds	360,682	State Operating Assistance
Local Funds	0	Local General Funds
Total	450,853	

Transform 66 P3 Project

<u>Expenses</u>	<u>Cost</u>	<u>Fund Source</u>
I-66 Commuter Transit Service Operations	4,600,000	I-66 OTB Toll Revenues

MPO CMAQ-RSTP Project

<u>Capital Items</u>	<u>Cost</u>	<u>State Funds</u>	<u>Federal Funds</u>	<u>Fund Source</u>
Fairfax Countywide Transit Stores	650,000	130,000	520,000	CMAQ

Metropolitan Washington Council of Governments

FTA 5303 Program Grant

<u>Budget Items</u>	<u>Cost</u>	<u>State Funds</u>	<u>Federal Funds</u>	<u>Fund Source</u>
Program Grant	1,580,670	158,067	1,264,536	FTA Section 5303
Total Expense	1,580,670			
Total Federal Funds		1,264,536		
Total State Funds		158,067		
Local Assistance	158,067			

NVTC - Arlington County

Operating Budget

<u>Expenses</u>	<u>Amount</u>
Operating Expenses	25,224,546

<u>Income</u>	<u>Amount</u>	<u>Fund Source</u>
Operating Revenues	3,473,772	Fares
State Funds	6,286,037	State Operating Assistance
Local Funds	15,464,737	Local General Funds
Total	25,224,546	

Capital Budget

<u>Capital Items</u>	<u>Cost</u>	<u>State Funds</u>	<u>Federal Funds</u>	<u>Fund Source</u>
Transit Infrastructure (Bus Stop ADA/Accessibility Improvements)	710,000	482,800	0	N/A
Transit Infrastructure (Bus Stop Shelter & Amenities)	652,000	443,360	0	N/A
Technology/Equipment - ITS - On Board Systems (Transit ITS & Security)	915,000	622,200	0	N/A
Technology/Equipment - ITS - On Board Systems (Transit Signal Priority)	463,000	314,840	0	N/A
Transit Infrastructure (Transitway SGR)	550,000	374,000	0	N/A
Fare Collection Equipment (Farebox Rear Door Targets) (20)	115,800	78,744	0	N/A
Total Expense	3,405,800			
Total Federal Funds		0		
Total State Funds		2,315,944		
Local Assistance	1,089,856			

NVTC - City of Alexandria

Operating Budget

<u>Expenses</u>	<u>Amount</u>
Operating Expenses	28,282,640
<u>Income</u>	<u>Amount</u> <u>Fund Source</u>
Operating Revenues	266,400 Advertising
State Funds	7,229,866 State Operating Assistance
Local Funds	4,767,000 Other - I-395, warranty/rebate, ins.
Local Funds	16,019,374 Local General Funds
Total	<u>28,282,640</u>

Capital Budget

<u>Capital Items</u>	<u>Cost</u>	<u>State Funds</u>	<u>Federal Funds</u>	<u>Fund Source</u>
Replacement - Large, heavy-duty transit 35'-40' bus; 12yrs/500K mi (8)	4,830,774	3,284,926	0	N/A
Total Expense	4,830,774			
Total Federal Funds	0			
Total State Funds	3,284,926			
Local Assistance	1,545,848			

NVTC - City of Fairfax

Operating Budget

<u>Expenses</u>	<u>Amount</u>
Operating Expenses	4,963,441
<u>Income</u>	<u>Amount</u> <u>Fund Source</u>
Operating Revenues	750,320 Contract Service
State Funds	1,369,833 State Operating Assistance
Local Funds	2,843,288 Local General Funds
Total	<u>4,963,441</u>

Capital Budget

<u>Capital Items</u>	<u>Cost</u>	<u>State Funds</u>	<u>Federal Funds</u>	<u>Fund Source</u>
Surveillance / Security Equipment - On Board (CUE Bus Camera Update) (6)	26,742	18,185	0	N/A
Transit Infrastructure (CUE Bus Stop Signs)	50,000	34,000	0	N/A
Total Expense	76,742			
Total Federal Funds	0			
Total State Funds	52,185			
Local Assistance	24,557			

Transit Ridership Incentive Program

<u>Budget Items</u>	<u>Amount</u>	<u>Fund Source</u>
CUE Bus Zero Fare Project	375,000	
State Funds	300,000	State TRIP
Local Assistance	75,000	

NVTC - Fairfax County

Operating Budget

<u>Expenses</u>	<u>Amount</u>	
Operating Expenses	114,594,721	
<u>Income</u>	<u>Amount</u>	<u>Fund Source</u>
Operating Revenues	2,193,834	Fares
Operating Revenues	309,654	Advertising
State Funds	28,910,548	State Operating Assistance
Local Funds	7,200	Seven Corners Park and Ride Lease
Local Funds	83,173,485	Local General Funds
Total	114,594,721	

Capital Budget

<u>Capital Items</u>	<u>Cost</u>	<u>State Funds</u>	<u>Federal Funds</u>	<u>Fund Source</u>
Replacement Support Vehicle - Sedan; 4yrs/100K mi (4)	125,000	85,000	0	N/A
Mid-life Overhaul - Rebuild Heavy Duty Large Bus Components (35)	3,850,000	2,618,000	0	N/A
Replacement - Large, heavy-duty transit 35'-40' bus: 12yrs/500K mi (28)	18,787,933	12,775,794	0	N/A
Shop Equipment (New and Replacement Shop Equipment)	660,000	448,800	0	N/A
Vehicle Support Equipment (Purchase & Installation of Electric Chargers (3)	924,999	628,999	0	N/A
3rd Party Project Management (Consultant Services - Fleet & Facilities Maintenance)	650,000	442,000	0	N/A
Transit Infrastructure (Bus Stop Inventory and Safety Program)	1,200,000	816,000	0	N/A
Rehab/Renovation of Customer Facility (Tysons West Park Transit Center)	2,200,000	1,496,000	0	N/A
Rehab/Renovation of Maint Facility (Huntington Garage Bay)	216,995	147,557	0	N/A
Facility Equipment - Electrical Equipment (West Ox Garage Fire Alarm)	260,000	176,800	0	N/A
Fare Collection Equipment (SmarTrip Program Updates)	2,100,000	1,428,000	0	N/A
Technology/Equipment - ITS - On Board Systems (ITS - Phase II)	1,140,000	775,200	0	N/A
Total Expense	32,114,927			
Total Federal Funds	0			
Total State Funds	21,838,150			
Local Assistance	10,276,777			

Transit Ridership Incentive Program

<u>Budget Items</u>	<u>Amount</u>	<u>Fund Source</u>
Subsidized SmarTrip Cards	3,232,200	
State Funds	1,939,320	State TRIP
Local Assistance	1,292,880	

NVTC - NVTC

State Intern Assistance Program

<u>Budget Items</u>	<u>Amount</u>
Intern (2)	40,000
Revenues	0
Federal Funds	0
State Funds	32,000
Local Assistance	8,000

State Technical Assistance Program

<u>Budget Items</u>	<u>Amount</u>
Northern Virginia Regional Zero-Emission Bus Strategic Plan	480,000
Revenues	0
Federal Funds	0
State Funds	240,000
Local Assistance	240,000

State Technical Assistance Program

<u>Budget Items</u>	<u>Amount</u>
NVTC - Northern Virginia Regional Bus Transit Analysis	300,000
Revenues	0
Federal Funds	0
State Funds	150,000
Local Assistance	150,000

NVTC - VRE

Operating Budget

<u>Expenses</u>	<u>Amount</u>		
Operating Expenses	70,853,879		
<u>Income</u>	<u>Amount</u>	<u>Fund Source</u>	
Operating Revenues	25,296,000	Fares	
Operating Revenues	150,000	Advertising	
Federal Funds	520,000	FTA Section 5307	
State Funds	24,476,892	State Operating Assistance	
Federal Funds	20,405,587	Other Federal	
Local Funds	5,400	Lease Income	
Local Funds	0	Local General Funds	
Total	70,853,879		

Capital Budget

<u>Capital Items</u>	<u>Cost</u>	<u>State Funds</u>	<u>Federal Funds</u>	<u>Fund Source</u>
New VRE Rail Station and Track Modifications - Design & Construction	50,114,619	2,190,154	11,025,216	FTA 5307 / 2023
Expansion Railcars	84,624,563	3,017,045	17,771,158	FTA 5307 / 2023
Debt Service for Rail Projects (71 Railcars)	6,122,951	979,672	4,898,361	Other Federal
Total Expense	140,862,133			
Total Federal Funds	33,694,735			
Total State Funds	6,186,871			
Local Assistance	100,980,527			

MPO CMAQ-RSTP Project

<u>Capital Items</u>	<u>Cost</u>	<u>State Funds</u>	<u>Federal Funds</u>	<u>Fund Source</u>
VRE Backlick Rd Station Platform Extension	500,000	100,000	400,000	CMAQ
VRE Manassas Park Station Second Platform	474,264	94,853	379,411	CMAQ

NVTC - WMATA

Operating and Capital

<u>Amount</u>	<u>Fund Source</u>
200,840,255	State Funds

PRTC

Operating Budget

<u>Expenses</u>	<u>Amount</u>		
Operating Expenses	32,689,600		
<u>Income</u>	<u>Amount</u>	<u>Fund Source</u>	
Operating Revenues	2,030,600	Fares	
Federal Funds	17,092,200	CMAQ - Federal	
State Funds	11,088,321	State Operating Assistance	
Local Funds	2,478,479	Local General Funds	
Total	32,689,600		

Capital Budget

<u>Capital Items</u>	<u>Cost</u>	<u>State Funds</u>	<u>Federal Funds</u>	<u>Fund Source</u>
Replacement - Large, heavy-duty transit 35'-40' bus; 12yrs/500K mi (80% Fed) (4)	2,287,600	366,016	1,830,080	5339 (Grantee Controlled)
Debt Service for Rail Projects	207,466	141,077	0	N/A
Rehab/Renovation of Admin/Maint Facility (Storm Water Management System)	2,553,000	1,736,040	0	N/A
Fare Collection Equipment (Farebox Internal Board Replacement) (10)	84,000	57,120	0	N/A
Expansion - Small, Light-duty Van with lift; 4yrs/100K mi (4)	420,000	285,600	0	N/A
Surveillance / Security Equipment (Cameras - Woodbridge Facility) (15)	83,700	56,916	0	N/A
Rehab/Renovation of Admin/Maint Facility (Woodbridge Facility)	294,100	199,988	0	N/A
Spare Parts / Assoc. Capital Maintenance Items (Engines, Transmissions, Warranties)	288,700	196,316	0	N/A
Replacement - Large, heavy-duty transit 35'-40' bus; 12yrs/500K mi (No Fed) (5)	2,859,500	1,944,460	0	N/A
Replacement - Large, heavy-duty transit 35'-40' bus; 12yrs/500K mi (6% Fed) (1)	571,900	388,892	34,314	5339 (Grantee Controlled)
Total Expense	9,649,966			
Total Federal Funds	1,864,394			
Total State Funds	5,372,425			
Local Assistance	2,413,147			

I-95 HOT Lanes Operating Budget

<u>Expenses</u>	<u>Amount</u>		
Operating Expenses	1,430,600		
<u>Income</u>	<u>Amount</u>	<u>Fund Source</u>	
Operating Revenues	515,300	Fares	
State Funds	915,300	State Operating Assistance	
Local Funds	0	Local General Funds	
Total	1,430,600		

PRTC (cont'd)

Transit Ridership Incentive Program

<u>Budget Items</u>	<u>Amount</u>	<u>Fund Source</u>
Regional Connectivity - Manassas Metro Express Bus	597,216	
State Funds	477,773	State TRIP
Local Assistance	119,443	

State Intern Assistance Program

<u>Budget Items</u>	<u>Amount</u>
Intern (1)	39,000
Revenues	0
Federal Funds	0
State Funds	31,200
Local Assistance	7,800

Commuter Assistance Program (CAP) Operating

<u>Budget Items</u>	<u>Amount</u>
OmniRide Ridesharing	243,503
Revenues	0
Federal Funds	0
State Funds	194,802
Local Assistance	48,701

State Technical Assistance Program

<u>Budget Items</u>	<u>Amount</u>
New Commuter Assistance Program Strategic Plan (CAPSP)	100,000
Revenues	0
Federal Funds	0
State Funds	50,000
Local Assistance	50,000

Commuter Assistance Program (CAP) Project

<u>Budget Items</u>	<u>Amount</u>
VanStart/VanSave	15,000
Revenues	0
Federal Funds	0
State Funds	12,000
Local Assistance	3,000

Transform 66 P3 Project

<u>Expenses</u>	<u>Cost</u>	<u>Fund Source</u>
I-66 Commuter Transit Service Operations	2,600,000	I-66 OTB Toll Revenues

MPO CMAQ-RSTP Project

<u>Capital Items</u>	<u>Cost</u>	<u>State Funds</u>	<u>Federal Funds</u>	<u>Fund Source</u>
PRTC Commuter Assistance Program	416,712	83,343	333,369	CMAQ

WMATA

Capital Budget

<u>Capital Items</u>	<u>Cost</u>	<u>State Funds</u>	<u>Federal Funds</u>	<u>Fund Source</u>
PRIIA	100,000,000	50,000,000	50,000,000	Other Federal
Dedicated Funds	154,500,000	154,500,000	0	
Total Expense	254,500,000			
Total Federal Funds		50,000,000		
Total State Funds		204,500,000		
Local Assistance	0			

MPO CMAQ-RSTP Project

<u>Capital Items</u>	<u>Cost</u>	<u>State Funds</u>	<u>Federal Funds</u>	<u>Fund Source</u>
WMATA Replacement Buses (FY19-FY23)	3,876,921	775,385	\$ 3,101,536	CMAQ

Richmond District - FY23

Chesterfield Community Services Board

FTA 5310 Capital Budget

<u>Capital Items</u>	<u>Cost</u>	<u>State Funds</u>	<u>Federal Funds</u>	<u>Fund Source</u>
Replacement Paratransit Vehicle (2)	134,000	0	107,200	FTA 5310
Total Expense	134,000			
Total Federal Funds	107,200			
Total State Funds	0			
Local Assistance	26,800			

Chesterfield County - Citizen Information and Resources

FTA 5310 Operating Program

<u>Budget Items</u>	<u>Amount</u>	<u>Fund Source</u>
Mobility Services	54,734	
Revenues	0	
Federal Funds	47,722	FTA 5310
State Funds	5,610	State Paratransit
Local Assistance	1,402	

FTA 5310 Capital Program

<u>Budget Items</u>	<u>Amount</u>	<u>Fund Source</u>
Mobility Services	500,000	
Federal Funds	400,000	FTA 5310
State Funds	80,000	State Paratransit
Local Assistance	20,000	

Chesterfield County - Transportation

State Demonstration Assistance Program

<u>Budget Items</u>	<u>Amount</u>
Chesterfield County Route 60 Transit Service Demonstration Project	2,350,000
Revenues	0
Federal Funds	0
State Funds	1,880,000
Local Assistance	470,000

City of Petersburg

Operating Budget

<u>Expenses</u>	<u>Amount</u>	
Operating Expenses	4,655,923	
<u>Income</u>	<u>Amount</u>	<u>Fund Source</u>
Operating Revenues	255,268	Contract Service
Federal Funds	2,778,077	FTA Section 5307
State Funds	1,396,695	State Operating Assistance
Local Funds	5,600	Other Revenue (notes in Excel app)
Local Funds	220,283	Local General Funds
Total	4,655,923	

Capital Budget

<u>Capital Items</u>	<u>Cost</u>	<u>State Funds</u>	<u>Federal Funds</u>	<u>Fund Source</u>
Expansion Support Vehicle - SUV; 4yrs/100K mi (3)	125,001	85,001	35,000	5339 (Grantee Controlled)
Replacement - Small-size, heavy-duty transit bus or BOC; 10yrs/350K mi (1)	19,147	13,020	5,361	5339 (Grantee Controlled)
Shop Equipment (Miscellaneous Shop Equipment) (12)	90,000	61,200	25,200	5339 (Grantee Controlled)
Total Expense	234,148			
Total Federal Funds	65,561			
Total State Funds	159,221			
Local Assistance	9,366			

Transit Ridership Incentive Program

<u>Budget Items</u>	<u>Amount</u>	<u>Fund Source</u>
TRIP Zero-fare and Low Income: PAT	784,254	
State Funds	627,403	State TRIP
Local Assistance	156,851	

Transit Ridership Incentive Program

<u>Budget Items</u>	<u>Amount</u>	<u>Fund Source</u>
Petersburg Area Transit Southern Express	503,163	
State Funds	301,898	State TRIP
Local Assistance	201,265	

City of Petersburg (cont'd)

State Technical Assistance Program

<u>Budget Items</u>	<u>Amount</u>
City of Petersburg /Petersburg Area Transit Bus Roadeo	106,584
Revenues	0
Federal Funds	0
State Funds	53,292
Local Assistance	53,292

State Technical Assistance Program

<u>Budget Items</u>	<u>Amount</u>
Petersburg Area Transit Maintenance Facility Feasibility Study	40,000
Revenues	0
Federal Funds	0
State Funds	20,000
Local Assistance	20,000

Crater District Area Agency on Aging

FTA 5310 Capital Budget

<u>Capital Items</u>	<u>Cost</u>	<u>State Funds</u>	<u>Federal Funds</u>	<u>Fund Source</u>
Replacement Paratransit Vehicle (1)	65,000	0	19,396	FTA 5310
Total Expense	65,000			
Total Federal Funds	19,396			
Total State Funds	0			
Local Assistance	45,604			

Crater Planning District Commission

FTA 5303 Program Grant

<u>Budget Items</u>	<u>Cost</u>	<u>State Funds</u>	<u>Federal Funds</u>	<u>Fund Source</u>
Program Grant	100,767	10,077	80,613	FTA Section 5303
Total Expense	100,767			
Total Federal Funds	80,613			
Total State Funds	10,077			
Local Assistance	10,077			

Greater Richmond Transit Company

Operating Budget

<u>Expenses</u>	<u>Amount</u>
Operating Expenses	63,561,100
<u>Income</u>	<u>Amount</u> <u>Fund Source</u>
Operating Revenues	1,374,579 Contract Service
Operating Revenues	605,000 Advertising
Federal Funds	7,125,697 FTA Section 5307
State Funds	19,459,091 State Operating Assistance
Local Funds	34,996,733 Local General Funds
Total	63,561,100

Capital Budget

<u>Capital Items</u>	<u>Cost</u>	<u>State Funds</u>	<u>Federal Funds</u>	<u>Fund Source</u>
Replacement - Large, heavy-duty transit 35'-40' bus: 12yrs/500K mi (16)	9,600,000	6,528,000	2,688,000	FTA 5307 / 2023
Replacement - Large, heavy-duty 45' commuter bus: 12yrs/500K mi (3)	2,250,000	1,530,000	630,000	FTA 5307 / 2023
Shop Equipment (Miscellaneous Large Shop Equipment)	669,600	455,328	187,488	FTA 5307 / 2023
Facility Equipment - Mechanical Equipment (Miscellaneous)	164,000	111,520	45,920	FTA 5307 / 2023
Property & Facilities (Office Furniture Replacement) (100)	45,000	30,600	12,600	FTA 5307 / 2023
Eng & Design of Maint Facility (Building Assessment - Lighting & Operators Lounge)	40,000	27,200	11,200	FTA 5307 / 2023
ADP Software - Operations (9 Applications)	906,500	616,420	253,820	FTA 5307 / 2023
Surveillance / Security Equipment (Cloud Based Access Control)	85,000	57,800	23,800	FTA 5307 / 2023
Vehicle Support Equipment (Radio Console System)	260,000	176,800	72,800	FTA 5307 / 2023
Shop Equipment (Miscellaneous Small Shop Equipment)	35,000	23,800	9,800	FTA 5307 / 2022
Transit Infrastructure (Design & Printing of System Maps)	100,500	68,340	28,140	FTA 5307 / 2023
Surveillance / Security Equipment (Bus Lane Enforcement Camera) (13)	100,100	68,068	28,028	FTA 5307 / 2023
ADP Hardware - Operations (Clever/Apollo & Designation Sign Repair/Replacement)	95,000	64,600	26,600	FTA 5307 / 2023
ADP Hardware - Operations (Apollo Monitors - BRT Pilot) (13)	45,500	30,940	12,740	FTA 5307 / 2023
ADP Hardware - Operations (City of Richmond Fiber Project)	80,000	54,400	22,400	FTA 5307 / 2023
Transit Infrastructure (BRT Station Repairs)	100,000	68,000	28,000	FTA 5307 / 2023
Transit Infrastructure (Bus Stop Signs)	35,000	23,800	9,800	FTA 5307 / 2023
Total Expense	14,611,200			
Total Federal Funds	4,091,136			
Total State Funds	9,935,616			
Local Assistance	584,448			

Greater Richmond Transit Company (cont'd)

FTA 5310 Mobility Management Program

<u>Budget Items</u>	<u>Amount</u>	<u>Fund Source</u>
GRTC's Travel Training Program	81,622	
Federal Funds	65,297	FTA 5310
State Funds	13,060	State Paratransit
Local Assistance	3,265	

Transit Ridership Incentive Program

<u>Budget Items</u>	<u>Amount</u>	<u>Fund Source</u>
Zero Fare Project	8,000,000	
State Funds	2,500,000	State TRIP
Local Assistance	5,500,000	

State Intern Assistance Program

<u>Budget Items</u>	<u>Amount</u>	
Intern (2)	83,200	
Revenues	0	
Federal Funds	0	
State Funds	66,560	
Local Assistance	16,640	

State Technical Assistance Program

<u>Budget Items</u>	<u>Amount</u>	
GRTC Transit Strategic Plan and Ridership Survey	565,000	
Revenues	0	
Federal Funds	0	
State Funds	282,500	
Local Assistance	282,500	

Hanover County

Senior Transportation Assistance Program

<u>Budget Items</u>	<u>Amount</u>	<u>Fund Source</u>
DASH Transportation Service	14,963	
State Funds	11,970	State Paratransit
Local Assistance	2,993	

FTA 5310 Operating Program

<u>Budget Items</u>	<u>Amount</u>	<u>Fund Source</u>
Hanover County Specialized Transportation- Hanover DASH	38,721	
Revenues	0	
Federal Funds	33,760	FTA 5310
State Funds	3,969	State Paratransit
Local Assistance	992	

FTA 5310 Capital Program

<u>Budget Items</u>	<u>Amount</u>	<u>Fund Source</u>
Hanover County Specialized Transportation- Hanover DASH	696,316	
Federal Funds	557,052	FTA 5310
State Funds	111,411	State Paratransit
Local Assistance	27,853	

Powhatan County Dept of Social Services

FTA 5310 Operating Program

<u>Budget Items</u>	<u>Amount</u>	<u>Fund Source</u>
Powhatan County Ride Assist Services	25,000	
Revenues	0	
Federal Funds	16,335	FTA 5310
State Funds	6,932	State Paratransit
Local Assistance	1,733	

Richmond Regional Planning District Commission

FTA 5303 Program Grant

<u>Budget Items</u>	<u>Cost</u>	<u>State Funds</u>	<u>Federal Funds</u>	<u>Fund Source</u>
Program Grant	645,653	64,566	516,521	FTA Section 5303
Total Expense	645,653			
Total Federal Funds	516,521			
Total State Funds	64,566			
Local Assistance	64,566			

RideFinders

Commuter Assistance Program (CAP) Project

<u>Budget Items</u>	<u>Amount</u>
<i>R-VAN, RideFinders Vanpool Program</i>	45,000
Revenues	0
Federal Funds	0
State Funds	36,000
Local Assistance	9,000

Senior Connections, The Capital Area Agency on Aging

FTA 5310 Operating Program

<u>Budget Items</u>	<u>Amount</u>	<u>Fund Source</u>
<i>Capital Area Ride Connection/Regional Coordination Entity</i>	116,000	
Revenues	0	
Federal Funds	101,139	FTA 5310
State Funds	11,889	State Paratransit
Local Assistance	2,972	

FTA 5310 Mobility Management Program

<u>Budget Items</u>	<u>Amount</u>	<u>Fund Source</u>
<i>Capital Area Ride Connection/Regional Coordination Entity</i>	214,175	
Federal Funds	171,340	FTA 5310
State Funds	34,268	State Paratransit
Local Assistance	8,567	

Virginia Transit Association

State Demonstration Assistance Program

<u>Budget Items</u>	<u>Amount</u>
<i>VTA FY23 Professional Development Training Grant</i>	70,040
Revenues	0
Federal Funds	0
State Funds	56,032
Local Assistance	14,008

Salem District - FY23

City of Martinsville

FTA 5310 Capital Budget

<u>Capital Items</u>	<u>Cost</u>	<u>State Funds</u>	<u>Federal Funds</u>	<u>Fund Source</u>
Replacement Paratransit Vehicle (1)	65,000	0	52,000	FTA 5310
Total Expense	65,000			
Total Federal Funds	52,000			
Total State Funds	0			
Local Assistance	13,000			

City of Radford

Operating Budget

<u>Expenses</u>	<u>Amount</u>	
Operating Expenses	2,623,500	
<u>Income</u>	<u>Amount</u>	<u>Fund Source</u>
Operating Revenues	20,000	Fares
Operating Revenues	10,000	Advertising
Federal Funds	521,158	FTA Section 5307
State Funds	502,551	State Operating Assistance
Local Funds	1,569,791	Local General Funds
Total	2,623,500	

Capital Budget

<u>Capital Items</u>	<u>Cost</u>	<u>State Funds</u>	<u>Federal Funds</u>	<u>Fund Source</u>
Replacement - Medium-size, medium-duty transit bus or BOC; 7yrs/200K mi (3)	498,000	338,640	139,440	DRPT FTA 5339
Shop Equipment (Miscellaneous Shop Equipment)	34,893	23,727	9,770	DRPT FTA 5339
Total Expense	532,893			
Total Federal Funds	149,210			
Total State Funds	362,367			
Local Assistance	21,316			

County of Roanoke

State Demonstration Assistance Program

<u>Budget Items</u>	<u>Amount</u>
Shuttle Service to the National Park Service's McAfee Knob Trailhead Parking Lot	175,200
Revenues	52,800
Federal Funds	0
State Funds	97,920
Local Assistance	24,480

FTA 5310 Capital Program (Rural)

<u>Budget Items</u>	<u>Amount</u>	<u>Fund Source</u>
CORTRAN 5310	250,000	
Revenues	0	
Federal Funds	200,000	FTA 5310
State Funds	40,000	State Paratransit
Local Assistance	10,000	

FTA 5310 Capital Program (Urban)

<u>Budget Items</u>	<u>Amount</u>	<u>Fund Source</u>
CORTRAN 5310	288,000	
Federal Funds	230,400	FTA 5310
State Funds	46,080	State Paratransit
Local Assistance	11,520	

Giles Health & Family Center

FTA 5310 Capital Budget

<u>Capital Items</u>	<u>Cost</u>	<u>State Funds</u>	<u>Federal Funds</u>	<u>Fund Source</u>
Expansion Paratransit Vehicle (2)	130,000	0	104,000	FTA 5310
Expansion Paratransit Vehicle (1)	70,000	0	56,000	FTA 5310
Total Expense	200,000			
Total Federal Funds	160,000			
Total State Funds	0			
Local Assistance	40,000			

Greater Roanoke Transit Company

Operating Budget

<u>Expenses</u>	<u>Amount</u>	
Operating Expenses	12,006,807	
<u>Income</u>	<u>Amount</u>	<u>Fund Source</u>
Operating Revenues	970,093	Fares
Operating Revenues	133,000	Advertising
Federal Funds	5,092,471	FTA Section 5307
Federal Funds	641,548	FTA Section 5311
State Funds	3,125,271	State Operating Assistance
Local Funds	7,561	Other Revenues
Local Funds	2,036,863	Local General Funds
Total	12,006,807	

State Technical Assistance Program

<u>Budget Items</u>	<u>Amount</u>
<i>Valley Metro Transit Strategic Plan Development</i>	225,000
Revenues	0
Federal Funds	0
State Funds	112,500
Local Assistance	112,500

MPO CMAQ-RSTP Project

<u>Capital Items</u>	<u>Cost</u>	<u>State Funds</u>	<u>Federal Funds</u>	<u>Fund Source</u>
GRTC Bus Replacement and Rebuild Program	2,049,274	409,855	1,639,419	RSTP

New River Valley Community Services

FTA 5310 Capital Budget

<u>Capital Items</u>	<u>Cost</u>	<u>State Funds</u>	<u>Federal Funds</u>	<u>Fund Source</u>
Replacement Paratransit Vehicle (2)	140,000	0	112,000	FTA 5310
Total Expense	140,000			
Total Federal Funds	112,000			
Total State Funds	0			
Local Assistance	28,000			

New River Valley Metropolitan Planning Organization

FTA 5303 Program Grant

<u>Budget Items</u>	<u>Cost</u>	<u>State Funds</u>	<u>Federal Funds</u>	<u>Fund Source</u>
Program Grant	124,845	12,485	99,875	FTA Section 5303
Total Expense	124,845			
Total Federal Funds	99,875			
Total State Funds	12,485			
Local Assistance	12,485			

New River Valley Regional Commission

Commuter Assistance Program (CAP) Operating

<u>Budget Items</u>	<u>Amount</u>
<i>RIDE Solutions - New River Valley</i>	100,400
Revenues	0
Federal Funds	0
State Funds	80,320
Local Assistance	20,080

State Technical Assistance Program

<u>Budget Items</u>	<u>Amount</u>
<i>CAP Strategic Plan Development for Ride Solutions NRV</i>	65,740
Revenues	0
Federal Funds	0
State Funds	32,870
Local Assistance	32,870

New River Valley Senior Services

FTA 5310 Capital Budget

<u>Capital Items</u>	<u>Cost</u>	<u>State Funds</u>	<u>Federal Funds</u>	<u>Fund Source</u>
Replacement Paratransit Vehicle (3)	210,000	0	168,000	FTA 5310
Total Expense	210,000			
Total Federal Funds	168,000			
Total State Funds	0			
Local Assistance	42,000			

Pulaski Area Transit

Operating Budget

<u>Expenses</u>	<u>Amount</u>	
Operating Expenses	751,184	
<u>Income</u>	<u>Amount</u>	<u>Fund Source</u>
Operating Revenues	36,000	Fares
Federal Funds	357,592	FTA Section 5311
State Funds	239,645	State Operating Assistance
Local Funds	117,947	Local General Funds
Total	751,184	

Capital Budget

<u>Capital Items</u>	<u>Cost</u>	<u>State Funds</u>	<u>Federal Funds</u>	<u>Fund Source</u>
Expansion - Small-size, light-duty transit bus or BOC; 4yrs/100K mi (1)	75,000	12,000	60,000	FTA 5311/ADTAP
Transit Infrastructure (Bus Stop Signs) (20)	20,000	3,200	16,000	FTA 5311/ADTAP
Mobility Manager Cost	50,853	8,136	40,682	FTA 5311/ADTAP
Total Expense	145,853			
Total Federal Funds	116,682			
Total State Funds	23,336			
Local Assistance	5,835			

Roanoke Valley-Alleghany Regional Commission

Commuter Assistance Program (CAP) Operating

<u>Budget Items</u>	<u>Amount</u>
<i>RIDE Solutions - Roanoke Valley-Alleghany</i>	193,291
Revenues	0
Federal Funds	0
State Funds	154,633
Local Assistance	38,658

FTA 5304 Program Grant

<u>Budget Items</u>	<u>Amount</u>	<u>Fund Source</u>
<i>Roanoke Valley-Alleghany Regional Commission Travel Survey</i>	112,471	
Revenues	0	
Federal Funds	89,977	FTA 5304
State Funds	0	
Local Assistance	22,494	

FTA 5303 Program Grant

<u>Budget Items</u>	<u>Cost</u>	<u>State Funds</u>	<u>Federal Funds</u>	<u>Fund Source</u>
Program Grant	210,445	21,045	168,355	FTA Section 5303
Total Expense	210,445			
Total Federal Funds	168,355			
Total State Funds	21,045			
Local Assistance	21,045			

Southern Area Agency on Aging

FTA 5310 Operating Program

<u>Budget Items</u>	<u>Amount</u>	<u>Fund Source</u>
<i>Miles 2 Independence</i>	52,130	
Revenues	0	
Federal Funds	41,059	FTA 5310
State Funds	8,857	State Paratransit
Local Assistance	2,214	

FTA 5310 Mobility Management Program

<u>Budget Items</u>	<u>Amount</u>	<u>Fund Source</u>
<i>Miles 2 Independence</i>	130,905	
Federal Funds	104,724	FTA 5310
State Funds	20,945	State Paratransit
Local Assistance	5,236	

Town of Bedford

State Demonstration Assistance Program

<u>Budget Items</u>	<u>Amount</u>
<i>Bedford Otter Bus - Phase 1</i>	156,930
Revenues	0
Federal Funds	0
State Funds	125,544
Local Assistance	31,386

Town of Blacksburg

Operating Budget

<u>Expenses</u>	<u>Amount</u>	
Operating Expenses	12,147,412	
<u>Income</u>	<u>Amount</u>	<u>Fund Source</u>
Operating Revenues	6,527,855	Contract Service
Operating Revenues	92,700	Advertising
Federal Funds	2,173,943	FTA Section 5307
State Funds	2,975,528	State Operating Assistance
Local Funds	377,386	Local General Funds
Total	12,147,412	

Capital Budget

<u>Capital Items</u>	<u>Cost</u>	<u>State Funds</u>	<u>Federal Funds</u>	<u>Fund Source</u>
Replacement - Large, heavy-duty transit 35'-40' bus; 12yrs/500K mi (3)	3,282,168	2,231,874	919,007	DRPT FTA 5339
Replacement - Large, heavy-duty Articulated bus; 12yrs/500K mi (2)	3,326,292	2,261,879	931,362	DRPT FTA 5339
Replacement - Medium-size, light-duty transit bus or BOC; 5yrs/150K mi (1)	137,000	93,160	38,360	DRPT FTA 5339
Replacement Support Vehicle - Pickup Truck; 4yrs/100K mi (1)	53,500	36,380	14,980	DRPT FTA 5339
Shop Equipment (Miscellaneous Shop Equipment)	20,000	13,600	5,600	DRPT FTA 5339
ADP Hardware - Operations (Audio/Visual Equipment Replacements) (3)	123,050	83,674	34,454	DRPT FTA 5339
Vehicle Support Equipment (Portable Radio, Microphone, and Charger Replacement)	17,696	12,033	4,955	DRPT FTA 5339
Shop Equipment (Miscellaneous Shop Equipment) (7)	21,000	14,280	5,880	DRPT FTA 5339
ADP Hardware - Operations (Yard Management at MMTF Site)	50,000	34,000	14,000	DRPT FTA 5339
Transit Infrastructure (Bus Pull-offs)	120,000	81,600	33,600	DRPT FTA 5339
ADP Software - Operations (Yard Management at MMTF Site)	50,000	34,000	14,000	DRPT FTA 5339
ADP Software - Operations (Customer Information Upgrade - Phase II)	125,000	85,000	35,000	DRPT FTA 5339
ADP Hardware - Operations (Advanced Traffic Management)	180,000	122,400	50,400	DRPT FTA 5339
ADP Software - Operations (Advanced Traffic Management)	120,000	81,600	33,600	DRPT FTA 5339
Facility Equipment - Mechanical Equipment (HVAC)	21,600	14,688	6,048	DRPT FTA 5339
Total Expense	7,647,306			
Total Federal Funds	2,141,246			
Total State Funds	5,200,168			
Local Assistance	305,892			

State Technical Assistance Program

<u>Budget Items</u>	<u>Amount</u>
<i>Development of Transit Strategic Plan</i>	225,000
Revenues	0
Federal Funds	0
State Funds	112,500
Local Assistance	112,500

West Piedmont Planning District Commission

Commuter Assistance Program (CAP) Operating

<u>Budget Items</u>	<u>Amount</u>
<i>RIDE Solutions - West Piedmont</i>	59,000
Revenues	0
Federal Funds	0
State Funds	47,200
Local Assistance	11,800

Staunton District - FY23

Central Shenandoah Planning District Commission

Operating Budget

<u>Expenses</u>	<u>Amount</u>	
Operating Expenses	1,701,212	
<u>Income</u>	<u>Amount</u>	<u>Fund Source</u>
Operating Revenues	50,000	Fares
Federal Funds	668,476	FTA Section 5307
Federal Funds	284,613	FTA Section 5311
State Funds	686,623	State Operating Assistance
State Funds	11,500	Other Revenue
Local Funds	0	Local General Funds
Total	<u>1,701,212</u>	

Capital Budget

<u>Capital Items</u>	<u>Cost</u>	<u>State Funds</u>	<u>Federal Funds</u>	<u>Fund Source</u>
Force Account Capital Cost of Contracting (Urban)	641,594	102,655	513,275	FTA 5307 / 2023
Force Account Capital Cost of Contracting (Rural)	293,866	47,019	235,093	FTA 5311
Total Expense	935,460			
Total Federal Funds	748,368			
Total State Funds	149,674			
Local Assistance	37,418			

State Demonstration Assistance Program

<u>Budget Items</u>	<u>Amount</u>
<i>Afton Express FY23 Funding</i>	328,180
Revenues	0
Federal Funds	0
State Funds	262,544
Local Assistance	65,636

Commuter Assistance Program (CAP) Operating

<u>Budget Items</u>	<u>Amount</u>
<i>Central Shenandoah RideShare Program</i>	95,000
Revenues	0
Federal Funds	0
State Funds	76,000
Local Assistance	19,000

FTA 5303 Program Grant (HARMPO)

<u>Budget Items</u>	<u>Cost</u>	<u>State Funds</u>	<u>Federal Funds</u>	<u>Fund Source</u>
Program Grant	109,525	10,953	87,619	FTA Section 5303
Total Expense	109,525			
Total Federal Funds	87,619			
Total State Funds	10,953			
Local Assistance	10,953			

FTA 5303 Program Grant (SAWMPO)

<u>Budget Items</u>	<u>Cost</u>	<u>State Funds</u>	<u>Federal Funds</u>	<u>Fund Source</u>
Program Grant	102,363	10,237	81,889	FTA Section 5303
Total Expense	102,363			
Total Federal Funds	81,889			
Total State Funds	10,237			
Local Assistance	10,237			

City of Harrisonburg Dept. of Public Transportation

Operating Budget

<u>Expenses</u>	<u>Amount</u>	
Operating Expenses	8,077,082	
<u>Income</u>	<u>Amount</u>	<u>Fund Source</u>
Operating Revenues	112,000	Fares
Operating Revenues	1,956,881	Contract Service
Operating Revenues	80,000	Advertising
Federal Funds	4,031,660	FTA Section 5307
State Funds	1,776,541	State Operating Assistance
Local Funds	120,000	Local General Funds
Total	<u>8,077,082</u>	

Capital Budget

<u>Capital Items</u>	<u>Cost</u>	<u>State Funds</u>	<u>Federal Funds</u>	<u>Fund Source</u>
Replacement - Large, heavy-duty transit 35'-40' bus: 12yrs/500K mi (7)	3,675,000	588,000	2,940,000	FTA 5307 / 2023
Replacement - Medium-size, medium-duty transit bus or BOC; 7yrs/200K mi (2)	220,000	35,200	176,000	FTA 5307 / 2023
Technology/Equipment - ITS - On Board Systems (Paratransit ITS Project)	200,000	32,000	160,000	FTA 5307 / 2023
Total Expense	4,095,000			
Total Federal Funds	3,276,000			
Total State Funds	655,200			
Local Assistance	163,800			

State Technical Assistance Program

<u>Budget Items</u>	<u>Amount</u>
HDPT Transit Strategic Plan and Fixed Route Service Plan Design	350,000
Revenues	0
Federal Funds	0
State Funds	175,000
Local Assistance	175,000

City of Winchester

Operating Budget

<u>Expenses</u>	<u>Amount</u>	
Operating Expenses	1,340,000	
<u>Income</u>	<u>Amount</u>	<u>Fund Source</u>
Operating Revenues	30,000	Advertising
Federal Funds	929,071	FTA Section 5307
State Funds	380,929	State Operating Assistance
Local Funds	0	Local General Funds
Total	<u>1,340,000</u>	

Capital Budget

<u>Capital Items</u>	<u>Cost</u>	<u>State Funds</u>	<u>Federal Funds</u>	<u>Fund Source</u>
Replacement - Small-size, light-duty transit bus or BOC; 4yrs/100K mi (5)	875,000	140,000	700,000	FTA 5307 / 2023
Expansion - Small-size, light-duty transit bus or BOC; 4yrs/100K mi (2)	350,000	56,000	280,000	FTA 5307 / 2023
ADP Hardware - Operations (Communications) (12)	5,040	806	4,032	FTA 5307 / 2023
ADP Software - Operations (Communications)	45,000	7,200	36,000	FTA 5307 / 2023
Total Expense	1,275,040			
Total Federal Funds	1,020,032			
Total State Funds	204,006			
Local Assistance	51,002			

Grafton School, Inc.

FTA 5310 Capital Budget

<u>Capital Items</u>	<u>Cost</u>	<u>State Funds</u>	<u>Federal Funds</u>	<u>Fund Source</u>
Expansion Paratransit Vehicle (1)	65,000	0	52,000	FTA 5310
Total Expense	65,000			
Total Federal Funds	52,000			
Total State Funds	0			
Local Assistance	13,000			

N. Shenandoah Valley Reg. Commission

State Demonstration Assistance Program

<u>Budget Items</u>	<u>Amount</u>
<i>NSVRC - ShenGo Transit System</i>	663,573
Revenues	0
Federal Funds	0
State Funds	530,858
Local Assistance	132,715

Commuter Assistance Program (CAP) Operating

<u>Budget Items</u>	<u>Amount</u>
<i>RideSmart</i>	285,122
Revenues	0
Federal Funds	0
State Funds	228,098
Local Assistance	57,024

State Technical Assistance Program

<u>Budget Items</u>	<u>Amount</u>
<i>RideSmart Commuter Assistance Program Strategic Plan</i>	100,000
Revenues	0
Federal Funds	0
State Funds	50,000
Local Assistance	50,000

FTA 5303 Program Grant

<u>Budget Items</u>	<u>Cost</u>	<u>State Funds</u>	<u>Federal Funds</u>	<u>Fund Source</u>
Program Grant	111,400	11,140	89,120	FTA Section 5303
Total Expense	111,400			
Total Federal Funds			89,120	
Total State Funds		11,140		
Local Assistance	11,140			

Northwestern Community Services

FTA 5310 Capital Budget

<u>Capital Items</u>	<u>Cost</u>	<u>State Funds</u>	<u>Federal Funds</u>	<u>Fund Source</u>
Expansion Paratransit Vehicle (3)	195,000	0	156,000	FTA 5310
Total Expense	195,000			
Total Federal Funds			156,000	
Total State Funds		0		
Local Assistance	39,000			

Pleasant View, Inc.

FTA 5310 Capital Budget

<u>Capital Items</u>	<u>Cost</u>	<u>State Funds</u>	<u>Federal Funds</u>	<u>Fund Source</u>
Expansion Paratransit Vehicle (1)	65,000	0	52,000	FTA 5310
Replacement Paratransit Vehicle (1)	70,000	0	56,000	FTA 5310
Total Expense	135,000			
Total Federal Funds			108,000	
Total State Funds		0		
Local Assistance	27,000			

Rockbridge Area Transportation System Inc.

FTA 5310 Operating Program

<u>Budget Items</u>	<u>Amount</u>	<u>Fund Source</u>
<i>Rockbridge Area Transportation System (2023) 5310 Operating & Mobility Mgmt</i>	140,000	
Revenues	0	
Federal Funds	91,474	FTA 5310
State Funds	38,821	State Paratransit
Local Assistance	9,705	

FTA 5310 Capital Budget

<u>Capital Items</u>	<u>Cost</u>	<u>State Funds</u>	<u>Federal Funds</u>	<u>Fund Source</u>
Replacement Paratransit Vehicle (2)	140,000	0	112,000	FTA 5310
Total Expense	140,000			
Total Federal Funds			112,000	
Total State Funds		0		
Local Assistance	28,000			

Shenandoah Area Agency on Aging, Inc.

FTA 5310 Operating Program

<u>Budget Items</u>	<u>Amount</u>	<u>Fund Source</u>
SAAA Transportation Operations and Capital Assistance	317,515	
Revenues	0	
Federal Funds	207,461	FTA 5310
State Funds	88,044	State Paratransit
Local Assistance	22,010	

FTA 5310 Capital Budget

<u>Capital Items</u>	<u>Cost</u>	<u>State Funds</u>	<u>Federal Funds</u>	<u>Fund Source</u>
Replacement Paratransit Vehicle (3)	195,000	0	156,000	FTA 5310
Total Expense	195,000			
Total Federal Funds	156,000			
Total State Funds	0			
Local Assistance	39,000			

The Arc of Harrisonburg/Rockingham

FTA 5310 Capital Budget

<u>Capital Items</u>	<u>Cost</u>	<u>State Funds</u>	<u>Federal Funds</u>	<u>Fund Source</u>
Expansion Paratransit Vehicle (2)	130,000	0	104,000	FTA 5310
Total Expense	130,000			
Total Federal Funds	104,000			
Total State Funds	0			
Local Assistance	26,000			

Multi-District - FY23

Bay Aging

Operating Budget

<u>Expenses</u>	<u>Amount</u>	
Operating Expenses	4,439,458	
<u>Income</u>	<u>Amount</u>	<u>Fund Source</u>
Operating Revenues	60,000	Fares
Operating Revenues	55,000	Advertising
Federal Funds	2,189,729	FTA Section 5311
State Funds	1,171,286	State Operating Assistance
Local Funds	963,443	Local General Funds
Total	4,439,458	

Capital Budget

<u>Capital Items</u>	<u>Cost</u>	<u>State Funds</u>	<u>Federal Funds</u>	<u>Fund Source</u>
Rehab/Renovation of Customer Facility (Warsaw/Gloucester Facilities)	50,000	8,000	40,000	FTA 5311
ADP Hardware - Operations (Desktops and Laptop Replacement) (7)	11,100	1,776	8,880	FTA 5311
Replacement - Small, Light-duty Van with lift; 4yrs/100K mi (5)	482,555	77,209	386,044	FTA 5311
ADP Software - Operations (Scheduling and Dispatch Software)	625,000	100,000	500,000	FTA 5311
Replacement - Small-size, light-duty transit bus or BOC; 4yrs/100K mi (4)	384,400	61,504	307,520	FTA 5311
Mobility Manager Cost	108,957	17,433	87,166	FTA 5311
Shop Equipment (Freon Recovery and Recharge Machine) (2)	15,390	2,462	12,312	FTA 5311
Expansion - Small, Light-duty Van with lift; 4yrs/100K mi (1)	96,511	15,442	77,209	FTA 5311
Total Expense	1,773,913			
Total Federal Funds	1,419,130			
Total State Funds	283,826			
Local Assistance	70,957			

State Demonstration Assistance Program

<u>Budget Items</u>	<u>Amount</u>
<i>Microtransit Pilot Program Continuation and Expansion</i>	210,000
Revenues	1,000
Federal Funds	0
State Funds	167,200
Local Assistance	41,800

Town Of Blackstone/ Blackstone Area Bus System

Operating Budget

<u>Expenses</u>	<u>Amount</u>	
Operating Expenses	852,868	
<u>Income</u>	<u>Amount</u>	<u>Fund Source</u>
Operating Revenues	35,882	Fares
Federal Funds	408,493	FTA Section 5311
State Funds	173,650	State Operating Assistance
Local Funds	234,843	Local General Funds
Total	852,868	

Capital Budget

<u>Capital Items</u>	<u>Cost</u>	<u>State Funds</u>	<u>Federal Funds</u>	<u>Fund Source</u>
Replacement - Small-size, light-duty transit bus or BOC; 4yrs/100K mi (1)	83,000	13,280	66,400	FTA 5311
Transit Infrastructure (Passenger Shelter Purchase / Installation) (6)	23,004	3,681	18,403	FTA 5311
Total Expense	106,004			
Total Federal Funds	84,803			
Total State Funds	16,961			
Local Assistance	4,240			

Enterprise Leasing Co. of Norfolk/Richmond LLC

Commuter Assistance Program (CAP) Project

<u>Budget Items</u>	<u>Amount</u>
<i>Vanpool/VA</i>	459,000
Revenues	0
Federal Funds	0
State Funds	367,200
Local Assistance	91,800

JAUNT, Inc.

Operating Budget

<u>Expenses</u>	<u>Amount</u>
Operating Expenses	10,001,916

<u>Income</u>	<u>Amount</u>	<u>Fund Source</u>
Federal Funds	1,072,659	FTA Section 5307
Federal Funds	2,650,146	FTA Section 5311
State Funds	2,538,349	State Operating Assistance
Local Funds	3,740,762	Local General Funds
Total	10,001,916	

Capital Budget

<u>Capital Items</u>	<u>Cost</u>	<u>State Funds</u>	<u>Federal Funds</u>	<u>Fund Source</u>
ADP Hardware - Operations (Workstation Replacements) (12)	16,800	2,688	13,440	FTA 5311
ADP Hardware - Operations (Cloud Phone System Migration - Mitel)	57,186	9,150	45,749	FTA 5311
Spare Parts / Assoc. Capital Maintenance Items (Transmissions)	28,000	4,480	22,400	FTA 5311
Shop Equipment (Transmission Jack/Transmission Flush Machine)	8,000	1,280	6,400	FTA 5311
Mobility Manager Cost	84,431	13,509	67,545	FTA 5311
Technology/Equipment - ITS - On Board Systems (APCs) (14)	140,000	22,400	112,000	FTA 5311
ADP Software - Operations (Fleetio)	35,000	5,600	28,000	FTA 5311
ADP Hardware - Operations (Core Networking Equipment)	21,500	3,440	17,200	FTA 5311
ADP Hardware - Operations (Commuter Bus Router)	16,688	2,670	13,350	FTA 5311
Total Expense	407,605			
Total Federal Funds	326,084			
Total State Funds	65,217			
Local Assistance	16,304			

Lake Country Area Agency on Aging

Operating Budget

<u>Expenses</u>	<u>Amount</u>
Operating Expenses	210,481

<u>Income</u>	<u>Amount</u>	<u>Fund Source</u>
Operating Revenues	19,018	Fares
Federal Funds	95,732	FTA Section 5311
State Funds	43,918	State Operating Assistance
Local Funds	51,813	Local General Funds
Total	210,481	

Capital Budget

<u>Capital Items</u>	<u>Cost</u>	<u>State Funds</u>	<u>Federal Funds</u>	<u>Fund Source</u>
Replacement - Small, Light-duty Minivan with ramp; 4yrs/100K mi (2)	130,000	20,800	104,000	FTA 5311
Total Expense	130,000			
Total Federal Funds	104,000			
Total State Funds	20,800			
Local Assistance	5,200			

RADAR UHSTS

Operating Budget

<u>Expenses</u>	<u>Amount</u>
Operating Expenses	1,342,676
<u>Income</u>	<u>Amount</u> <u>Fund Source</u>
Operating Revenues	3,500 Advertising
Federal Funds	671,338 FTA Section 5311
State Funds	365,189 State Operating Assistance
Local Funds	0 Other Revenues
Local Funds	302,649 Local General Funds
Total	<u>1,342,676</u>

Capital Budget

<u>Capital Items</u>	<u>Cost</u>	<u>State Funds</u>	<u>Federal Funds</u>	<u>Fund Source</u>
Replacement - Small-size, light-duty transit bus or BOC; 4yrs/100K mi (10)	710,000	113,600	568,000	FTA 5311
Shop Equipment (Two-Post Lift)	62,000	9,920	49,600	FTA 5311
ADP Software - Operations (Scheduling and Reservation Software)	100,000	16,000	80,000	FTA 5311
Total Expense	872,000			
Total Federal Funds	697,600			
Total State Funds	139,520			
Local Assistance	34,880			

FTA 5310 Capital Budget

<u>Capital Items</u>	<u>Cost</u>	<u>State Funds</u>	<u>Federal Funds</u>	<u>Fund Source</u>
Replacement Paratransit Vehicle (2)	140,000	0	112,000	FTA 5310
Total Expense	140,000			
Total Federal Funds	112,000			
Total State Funds	0			
Local Assistance	28,000			

Virginia Regional Transit

Operating Budget

<u>Expenses</u>	<u>Amount</u>
Operating Expenses	4,987,489
<u>Income</u>	<u>Amount</u> <u>Fund Source</u>
Operating Revenues	80,000 Fares
Operating Revenues	38,620 Advertising
Federal Funds	2,453,745 FTA Section 5311
State Funds	997,593 State Operating Assistance
Local Funds	1,417,531 Local General Funds
Total	<u>4,987,489</u>

Capital Budget

<u>Capital Items</u>	<u>Cost</u>	<u>State Funds</u>	<u>Federal Funds</u>	<u>Fund Source</u>
Replacement - Small-size, light-duty transit bus or BOC; 4yrs/100K mi (5)	425,000	68,000	340,000	FTA 5311
Total Expense	425,000			
Total Federal Funds	340,000			
Total State Funds	68,000			
Local Assistance	17,000			

This Page Is Intentionally Left Blank

FY23 Operating Assistance Grants

			Total Operating Expense for FY23	Revenue and Other Income	Federal Operating Assistance	State Operating Assistance Performance Based	Local Operating Assistance
Statewide Totals:			\$ 600,656,052	\$ 92,393,328	\$ 91,445,792	\$ 163,768,708	\$ 253,048,224
#	District	Recipient	Total Operating Expense for FY23	Revenue and Other Income	Federal Operating Assistance	State Operating Assistance Performance Based	Local Operating Assistance
1	Bristol	AASC / Four County Transit	\$ 2,319,316	\$ -	\$ 1,159,658	\$ 565,560	\$ 594,098
2		City of Bristol Virginia	\$ 467,523	\$ 29,000	\$ 190,000	\$ 126,043	\$ 122,480
3		District Three Public Transit	\$ 2,950,080	\$ 402,066	\$ 1,492,749	\$ 725,185	\$ 330,080
4		Mountain Empire Older Citizens, Inc.	\$ 1,910,499	\$ 310,200	\$ 925,250	\$ 447,252	\$ 227,797
5		Town of Bluefield-Graham Transit	\$ 425,100	\$ 11,000	\$ 207,050	\$ 108,864	\$ 98,186
6	Culpeper	Charlottesville Area Transit	\$ 11,536,428	\$ 355,040	\$ 5,093,253	\$ 2,729,126	\$ 3,359,009
7	Fredericksburg	Fredericksburg Regional Transit	\$ 7,333,726	\$ 3,230,542	\$ 1,983,308	\$ 1,197,681	\$ 922,195
8	Hampton Roads	City of Suffolk	\$ 1,975,553	\$ 64,500	\$ 880,926	\$ 433,543	\$ 596,584
9		Greensville County	\$ 200,232	\$ 13,000	\$ 98,366	\$ 45,263	\$ 43,603
10		Hampton Roads Transit	\$ 120,313,317	\$ 11,769,256	\$ 20,553,795	\$ 31,464,937	\$ 56,525,329
11		STAR Transit	\$ 1,514,145	\$ 50,000	\$ 737,073	\$ 298,169	\$ 428,903
12		Town of Chincoteague	\$ 98,842	\$ 4,000	\$ 47,421	\$ 23,547	\$ 23,874
13		Williamsburg Area Transit Authority	\$ 7,502,099	\$ 750,079	\$ 4,159,370	\$ 2,132,001	\$ 460,649
14	Lynchburg	Danville Transit System	\$ 3,726,120	\$ 304,800	\$ 1,727,560	\$ 839,402	\$ 854,358
15		Farmville Area Bus	\$ 730,520	\$ 152,050	\$ 360,760	\$ 185,582	\$ 32,128
16		Greater Lynchburg Transit Company	\$ 8,825,194	\$ 467,056	\$ -	\$ 2,009,808	\$ 6,348,330
17		Town of Altavista	\$ 146,810	\$ 5,000	\$ 70,905	\$ 34,708	\$ 36,197
18	Northern Virginia	Loudoun County	\$ 23,372,613	\$ 2,249,915	\$ -	\$ 5,207,681	\$ 15,915,017
19		NVTC - Arlington County	\$ 25,224,546	\$ 3,473,772	\$ -	\$ 6,286,037	\$ 15,464,737
20		NVTC - City of Alexandria	\$ 28,282,640	\$ 5,033,400	\$ -	\$ 7,229,866	\$ 16,019,374
21		NVTC - City of Fairfax	\$ 4,963,441	\$ 750,320	\$ -	\$ 1,369,833	\$ 2,843,288
22		NVTC - Fairfax County	\$ 114,594,721	\$ 2,510,688	\$ -	\$ 28,910,548	\$ 83,173,485
23		NVTC - VRE	\$ 70,853,879	\$ 45,856,987	\$ 520,000	\$ 24,476,892	\$ -
24		PRTC	\$ 32,689,600	\$ 2,030,600	\$ 17,092,200	\$ 11,088,321	\$ 2,478,479
25	Richmond	City of Petersburg	\$ 4,655,923	\$ 260,868	\$ 2,778,077	\$ 1,396,695	\$ 220,283
26		Greater Richmond Transit Company	\$ 63,561,100	\$ 1,979,579	\$ 7,125,697	\$ 19,459,091	\$ 34,996,733

FY22 Operating Assistance Grants (cont'd)

#	District	Recipient	Total Operating Expense for FY23	Revenue and Other Income	Federal Operating Assistance	State Operating Assistance Performance Based	Local Operating Assistance
27	Salem	City of Radford	\$ 2,623,500	\$ 30,000	\$ 521,158	\$ 502,551	\$ 1,569,791
28		Greater Roanoke Transit Company	\$ 12,006,807	\$ 1,110,654	\$ 5,734,019	\$ 3,125,271	\$ 2,036,863
29		Pulaski Area Transit	\$ 751,184	\$ 36,000	\$ 357,592	\$ 239,645	\$ 117,947
30		Town of Blacksburg	\$ 12,147,412	\$ 6,620,555	\$ 2,173,943	\$ 2,975,528	\$ 377,386
31	Staunton	Central Shenandoah PDC	\$ 1,701,212	\$ 61,500	\$ 953,089	\$ 686,623	\$ -
32		City of Harrisonburg	\$ 8,077,082	\$ 2,148,881	\$ 4,031,660	\$ 1,776,541	\$ 120,000
33		City of Winchester	\$ 1,340,000	\$ 30,000	\$ 929,071	\$ 380,929	\$ -
34	Multi-District	Bay Aging	\$ 4,439,458	\$ 115,000	\$ 2,189,729	\$ 1,171,286	\$ 963,443
35		Blackstone Area Bus System	\$ 852,868	\$ 35,882	\$ 408,493	\$ 173,650	\$ 234,843
36		JAUNT	\$ 10,001,916	\$ -	\$ 3,722,805	\$ 2,538,349	\$ 3,740,762
37		Lake Country Area Agency on Aging	\$ 210,481	\$ 19,018	\$ 95,732	\$ 43,918	\$ 51,813
38		RADAR / UHSTS	\$ 1,342,676	\$ 3,500	\$ 671,338	\$ 365,189	\$ 302,649
39		Virginia Regional Transit	\$ 4,987,489	\$ 118,620	\$ 2,453,745	\$ 997,593	\$ 1,417,531

Other Operating Assistance

District	Recipient	Project Name	Total Operating Expense for FY23	Total Operating Revenue	FY23 State Operating Assistance
Total Other:			\$ 1,881,453	\$ 605,471	\$ 1,275,982
Northern Virginia	Fairfax County PRTC	I-95 HOT Lanes Operating Assistance	\$ 450,853	\$ 90,171	\$ 360,682
		I-95 HOT Lanes Operating Assistance	\$ 1,430,600	\$ 515,300	\$ 915,300

Transform 66 P3 Projects

Total: \$ 7,200,000

District	Grantee	Project Description	Fund Type	FY23 Total Funds Allocated
Northern VA	Fairfax County	I-66 Commuter Transit Service Operations	I-66 OTB Toll Revenues	\$ 4,600,000
Northern VA	PRTC	I-66 Commuter Transit Service Operations	I-66 OTB Toll Revenues	\$ 2,600,000

**FY23 Capital Assistance Grants - Summary Report
 (Excludes Multi Year Capital Projects)**

			State Share of Capital Expenses:		
	FY23 Revenues:	\$ 130,244,614	\$ 1,500,000	\$ -	
	Carry-over from Prior Years or Other Programs:	\$ 18,618,823	\$ 214,071	\$ 8,271,819	
	Transfer to Multi-Year Funding Capital Projects:	\$ 50,979,672		\$ -	
	Transfer to 5310 Ops/MM and Senior Transportation		\$ 820,029		
	Total Funds Available:	\$ 97,883,765	\$ 894,042	\$ 8,271,819	
	Unobligated Balance:	26,341,745	894,042	854,307	
Total Funds Obligated:	\$ 256,943,674	\$ 57,832,257	\$ 71,542,020	\$ -	\$ 7,417,512
					\$ 120,151,885

District	Recipient	Total Cost	Federal Funds	State Capital	State Paratransit	State Bonds	Local Funds Required
Bristol	AASC / Four County Transit	\$ 234,500	\$ 187,600	\$ 37,520	\$ -	\$ -	\$ 9,380
	City of Bristol Virginia	\$ 103,000	\$ 82,400	\$ 16,480	\$ -	\$ -	\$ 4,120
	District Three Public Transit	\$ 440,000	\$ 352,000	\$ 70,400	\$ -	\$ -	\$ 17,600
	Mountain Empire Older Citizens, Inc.	\$ 487,859	\$ 390,287	\$ 78,058	\$ -	\$ -	\$ 19,514
	Town of Bluefield-Graham Transit	\$ 250,000	\$ 200,000	\$ 40,000	\$ -	\$ -	\$ 10,000
Culpeper	Charlottesville Area Transit	\$ 2,968,030	\$ 831,048	\$ 2,018,260	\$ -	\$ -	\$ 118,722
Fredericksburg	Fredericksburg Regional Transit	\$ 1,625,000	\$ 1,300,000	\$ 260,000	\$ -	\$ -	\$ 65,000
Hampton Roads	City of Suffolk	\$ 308,000	\$ 232,000	\$ 58,640	\$ -	\$ -	\$ 17,360
	Greensville County	\$ 337,500	\$ 270,000	\$ 54,000	\$ -	\$ -	\$ 13,500
	Hampton Roads Transit	\$ 23,755,372	\$ 6,651,504	\$ 10,368,141	\$ -	\$ 5,785,512	\$ 950,215
	STAR Transit	\$ 315,000	\$ 252,000	\$ 50,400	\$ -	\$ -	\$ 12,600
	Williamsburg Area Transit Authority	\$ 2,159,319	\$ 604,609	\$ 1,468,337	\$ -	\$ -	\$ 86,373
Lynchburg	Danville Transit System	\$ 1,070,908	\$ 856,726	\$ 171,345	\$ -	\$ -	\$ 42,837
	Farmville Area Bus	\$ 285,073	\$ 228,058	\$ 45,612	\$ -	\$ -	\$ 11,403
	Greater Lynchburg Transit Company	\$ 313,150	\$ 87,682	\$ 212,942	\$ -	\$ -	\$ 12,526
	Town of Altavista	\$ 82,150	\$ 65,720	\$ 13,144	\$ -	\$ -	\$ 3,286
Northern Virginia	Loudoun County	\$ 4,200,000	\$ -	\$ 1,224,000	\$ -	\$ 1,632,000	\$ 1,344,000
	NVTC - Arlington County	\$ 3,405,800	\$ -	\$ 2,315,944	\$ -	\$ -	\$ 1,089,856
	NVTC - City of Alexandria	\$ 4,830,774	\$ -	\$ 3,284,926	\$ -	\$ -	\$ 1,545,848
	NVTC - City of Fairfax	\$ 76,742	\$ -	\$ 52,185	\$ -	\$ -	\$ 24,557
	NVTC - Fairfax County	\$ 32,114,927	\$ -	\$ 21,838,150	\$ -	\$ -	\$ 10,276,777
	NVTC - VRE	\$ 134,739,182	\$ 28,796,374	\$ 5,207,199	\$ -	\$ -	\$ 100,735,609
	PRTC	\$ 9,649,966	\$ 1,864,394	\$ 5,372,425	\$ -	\$ -	\$ 2,413,147
Richmond	City of Petersburg	\$ 234,148	\$ 65,561	\$ 159,221	\$ -	\$ -	\$ 9,366
	Greater Richmond Transit Company	\$ 14,611,200	\$ 4,091,136	\$ 9,935,616	\$ -	\$ -	\$ 584,448
Salem	City of Radford	\$ 532,893	\$ 149,210	\$ 362,367	\$ -	\$ -	\$ 21,316
	Pulaski Area Transit	\$ 145,853	\$ 116,682	\$ 23,336	\$ -	\$ -	\$ 5,835
	Town of Blacksburg	\$ 7,647,306	\$ 2,141,246	\$ 5,200,168	\$ -	\$ -	\$ 305,892
Staunton	Central Shenandoah PDC	\$ 935,460	\$ 748,368	\$ 149,674	\$ -	\$ -	\$ 37,418
	City of Harrisonburg	\$ 4,095,000	\$ 3,276,000	\$ 655,200	\$ -	\$ -	\$ 163,800
	City of Winchester	\$ 1,275,040	\$ 1,020,032	\$ 204,006	\$ -	\$ -	\$ 51,002
Multi-District	Bay Aging	\$ 1,773,913	\$ 1,419,130	\$ 283,826	\$ -	\$ -	\$ 70,957
	Blackstone Area Bus System	\$ 106,004	\$ 84,803	\$ 16,961	\$ -	\$ -	\$ 4,240
	JAUNT, Inc.	\$ 407,605	\$ 326,084	\$ 65,217	\$ -	\$ -	\$ 16,304
	Lake Country Area Agency on Aging	\$ 130,000	\$ 104,000	\$ 20,800	\$ -	\$ -	\$ 5,200
	RADAR / UHSTS	\$ 872,000	\$ 697,600	\$ 139,520	\$ -	\$ -	\$ 34,880
	Virginia Regional Transit	\$ 425,000	\$ 340,000	\$ 68,000	\$ -	\$ -	\$ 17,000

Multi-Year Funding Capital Projects

	Previous Funding	FY23	FY24	FY25	FY26	FY27	FY28	Six Year Total
Total Cost	\$ 1,521,244,892	\$ 260,622,951	\$ 260,625,857	\$ 260,621,588	\$ 258,693,403	\$ 254,500,000	\$ 254,500,000	\$ 1,549,563,799
Total State Capital	\$ 51,959,183	\$ 50,979,672	\$ 50,980,137	\$ 50,979,454	\$ 50,670,944	\$ 50,000,000	\$ 50,000,000	\$ 303,610,207
Total Dedicated State	\$ 291,396,000	\$ 154,500,000	\$ 154,500,000	\$ 154,500,000	\$ 154,500,000	\$ 154,500,000	\$ 154,500,000	\$ 927,000,000
Total State Bonds	\$ 567,604,000	\$ -	\$ -	\$ -	\$ -	\$ -	\$ -	\$ -
Total FTA 5339	\$ -	\$ -	\$ -	\$ -	\$ -	\$ -	\$ -	\$ -
Total Other Federal	\$ 609,795,914	\$ 54,898,361	\$ 54,900,686	\$ 54,897,270	\$ 53,354,722	\$ 50,000,000	\$ 50,000,000	\$ 318,051,039
Total Flexible STP	\$ -	\$ -	\$ -	\$ -	\$ -	\$ -	\$ -	\$ -
Total Local	\$ 489,795	\$ 244,918	\$ 245,034	\$ 244,864	\$ 167,737	\$ -	\$ -	\$ 902,553

District	Grantee	Project Description	Funding Source	Previous Funding	FY23	FY24	FY25	FY26	FY27	FY28	Six Year Total
Northern Virginia	NVTC-VRE	Debt Service for Rail Projects (71 Railcars)	State Capital	\$ 1,959,183	\$ 979,672	\$ 980,137	\$ 979,454	\$ 670,944	\$ -	\$ -	\$ 3,610,207
			Other Federal	\$ 9,795,914	\$ 4,898,361	\$ 4,900,686	\$ 4,897,270	\$ 3,354,722	\$ -	\$ -	\$ 18,051,039
			Local	\$ 489,795	\$ 244,918	\$ 245,034	\$ 244,864	\$ 167,737	\$ -	\$ -	\$ 902,553
			Total Project Cost	\$ 12,244,892	\$ 6,122,951	\$ 6,125,857	\$ 6,121,588	\$ 4,193,403	\$ -	\$ -	\$ 22,563,799
Northern Virginia	WMATA	Dedicated Funding	State Bonds	\$ 17,604,000	\$ -	\$ -	\$ -	\$ -	\$ -	\$ -	\$ -
			Dedicated State	\$ 291,396,000	\$ 154,500,000	\$ 154,500,000	\$ 154,500,000	\$ 154,500,000	\$ 154,500,000	\$ 154,500,000	\$ 927,000,000
			Dedicated Federal	\$ -	\$ -	\$ -	\$ -	\$ -	\$ -	\$ -	\$ -
			Total Project Cost	\$ 309,000,000	\$ 154,500,000	\$ 154,500,000	\$ 154,500,000	\$ 154,500,000	\$ 154,500,000	\$ 154,500,000	\$ 927,000,000
Northern Virginia	WMATA	PRIIA	State Bonds	\$ 550,000,000	\$ -	\$ -	\$ -	\$ -	\$ -	\$ -	\$ -
			State Capital	\$ 50,000,000	\$ 50,000,000	\$ 50,000,000	\$ 50,000,000	\$ 50,000,000	\$ 50,000,000	\$ 50,000,000	\$ 300,000,000
			Other Federal	\$ 600,000,000	\$ 50,000,000	\$ 50,000,000	\$ 50,000,000	\$ 50,000,000	\$ 50,000,000	\$ 50,000,000	\$ 300,000,000
			Total Project Cost	\$ 1,200,000,000	\$ 100,000,000	\$ 100,000,000	\$ 100,000,000	\$ 100,000,000	\$ 100,000,000	\$ 100,000,000	\$ 600,000,000

FY23 Special Project Grants

Special Projects Funding	Transfer to CAP Projects	Transfer to 5303 Match	Carryover from Prior Years	Total Funds Available for Special
\$ 10,797,862	\$ 3,501,311	\$ 468,182	\$ 6,429,472	\$ 13,257,841
Funds Awarded:				\$ 8,949,949
Unobligated Balance:				\$ 4,307,892

FY23 Demonstration Program Grants

				Project Cost	Revenues		Local Funds Required	State Funds (80%)
				\$ 8,393,923	\$ 53,800	\$ -	\$ 1,668,025	\$ 6,672,098
#	District	Recipient	Project Name	Project Cost	Revenues		Local Funds Required	State Funds (80%)
1	Culpeper	Charlottesville Area Transit	Albemarle County Transit Expansion	\$ 1,940,000	\$ -		\$ 388,000	\$ 1,552,000
2	Northern Virginia	NoVa Jurisdictions	Yellow Line Shutdown Mitigation Funding	\$ 2,500,000	\$ -		\$ 500,000	\$ 2,000,000
3	Richmond	Chesterfield County - Transportation	Chesterfield County Route 60 Transit Service Demonstration Project	\$ 2,350,000	\$ -		\$ 470,000	\$ 1,880,000
4	Richmond	Virginia Transit Association	VTA FY23 Professional Development Training Grant	\$ 70,040	\$ -		\$ 14,008	\$ 56,032
5	Salem	County of Roanoke	Shuttle Service to the National Park Service's McAfee Knob Trailhead Parking Lot	\$ 175,200	\$ 52,800		\$ 24,480	\$ 97,920
6	Salem	Town of Bedford	Bedford Otter Bus - Phase 1	\$ 156,930	\$ -		\$ 31,386	\$ 125,544
7	Staunton	Central Shenandoah Planning District Commission	Afton Express FY23 Funding	\$ 328,180	\$ -		\$ 65,636	\$ 262,544
8	Staunton	N. Shenandoah Valley Reg. Commission	NSVRC - ShenGo Transit System	\$ 663,573	\$ -		\$ 132,715	\$ 530,858
9	Multi-District	Bay Aging	Microtransit Pilot Program Continuation and Expansion	\$ 210,000	\$ 1,000		\$ 41,800	\$ 167,200

FY23 Training and Internship Program Grants

				Project Cost			Local Funds Required	State Funds (80%)
				\$ 321,800			\$ 64,360	\$ 257,440
#	District	Recipient	Project Name	Project Cost			Local Funds Required	State Funds (80%)
1	Northern Virginia	County of Loudoun	Intern (2)	\$ 78,000			\$ 15,600	\$ 62,400
2	Northern Virginia	Arlington County	Intern (1)	\$ 41,600			\$ 8,320	\$ 33,280
3	Northern Virginia	Alexandria Transit Company	Intern (1)	\$ 40,000			\$ 8,000	\$ 32,000
4	Northern Virginia	NVTC-NVTC	Intern (2)	\$ 40,000			\$ 8,000	\$ 32,000
5	Northern Virginia	PRTC	Intern (1)	\$ 39,000			\$ 7,800	\$ 31,200
6	Richmond	Greater Richmond Transit Company	Intern (2)	\$ 83,200			\$ 16,640	\$ 66,560

FY23 Technical Assistance Grants

				Project Cost			Local Funds Required	State Funds (50%)
				\$ 4,040,822			\$ 2,020,411	\$ 2,020,411
#	District	Recipient	Project Name	Project Cost			Local Funds Required	State Funds (50%)
1	Culpeper	Rappahannock-Rapidan PDC	RRRC Commuter Services CAP Strategic Plan	\$ 40,000			\$ 20,000	\$ 20,000
2	Fredericksburg	Fredericksburg Regional Transit	FRT - Transit Strategic Plan (TSP)	\$ 95,498			\$ 47,749	\$ 47,749
3	Northern Virginia	NVTC-NVTC	Northern Virginia Regional Zero-Emission Bus Strategic Plan	\$ 480,000			\$ 240,000	\$ 240,000
4	Northern Virginia	NVTC-NVTC	NVTC - Northern Virginia Regional Bus Transit Analysis	\$ 300,000			\$ 150,000	\$ 150,000
5	Northern Virginia	Arlington County	Transit Strategic Plan & CAP Update	\$ 998,000			\$ 499,000	\$ 499,000
6	Northern Virginia	Arlington County	ART Fare Study	\$ 150,000			\$ 75,000	\$ 75,000
7	Northern Virginia	Arlington County	Transitway Technical Assistance for SGR Evaluation	\$ 200,000			\$ 100,000	\$ 100,000
8	Northern Virginia	PRTC	New Commuter Assistance Program Strategic Plan (CAPSP)	\$ 100,000			\$ 50,000	\$ 50,000
9	Richmond	City of Petersburg	City of Petersburg /Petersburg Area Transit Bus Roadeo	\$ 106,584			\$ 53,292	\$ 53,292
10	Richmond	City of Petersburg	Petersburg Area Transit Maintenance Facility Feasibility Study	\$ 40,000			\$ 20,000	\$ 20,000
11	Richmond	Greater Richmond Transit Company	GRTC Transit Strategic Plan and Ridership Survey	\$ 565,000			\$ 282,500	\$ 282,500
12	Salem	Greater Roanoke Transit Company	Valley Metro Transit Strategic Plan Development	\$ 225,000			\$ 112,500	\$ 112,500
13	Salem	New River Valley Regional Commission	CAP Strategic Plan Development for Ride Solutions NRV	\$ 65,740			\$ 32,870	\$ 32,870
14	Salem	Town of Blacksburg	Development of Transit Strategic Plan	\$ 225,000			\$ 112,500	\$ 112,500
15	Staunton	City of Harrisonburg Dept. of Public Transportation	HDPT Transit Strategic Plan and Fixed Route Service Plan Design	\$ 350,000			\$ 175,000	\$ 175,000
16	Staunton	N. Shenandoah Valley Reg. Commission	RideSmart Commuter Assistance Program Strategic Plan	\$ 100,000			\$ 50,000	\$ 50,000

FY23 Senior Transportation Grants

FY23 Funding	Carryover From Prior Years	Total Funds Available
\$ 11,970	\$ -	\$ 11,970
Funds Awarded:		\$ 11,970
Unobligated Balance:		\$ -

#	District	Recipient	Project Description	Project Cost	Revenues	Paratransit State Funds	Local Funds Required
				Project Cost	Revenues	State Funds	Local Funds Required
1	Richmond	Hanover County	DASH Transportation Service	\$ 14,963	\$ -	\$ 11,970	\$ 2,993
				\$ 14,963	\$ -	\$ 11,970	\$ 2,993

FY23 Commuter Assistance Program (CAP) Operating Grants

				Project Cost	Local Funds Required	State Funds (80%)
				\$ 3,061,258	\$ 612,250	\$ 2,449,008
#	District	Recipient	Project Name	Project Cost	Local Funds Required	State Funds (80%)
1	Culpeper	Rappahannock-Rapidan Regional Commission	Commuter Services	\$ 153,950	\$ 30,790	\$ 123,160
2	Culpeper	Thomas Jefferson Planning District Commission	RideShare	\$ 174,198	\$ 34,840	\$ 139,358
3	Fredericksburg	George Washington Regional Commission	GWRideConnect	\$ 341,142	\$ 68,228	\$ 272,914
4	Fredericksburg	Middle Peninsula Planning District Commission	Middle Peninsula Rideshare	\$ 84,171	\$ 16,834	\$ 67,337
5	Fredericksburg	Northern Neck Planning District Commission	Northern Neck Commuter Services	\$ 59,362	\$ 11,872	\$ 47,490
6	Lynchburg	Central Virginia Planning District Commission	RIDE Solutions - Lynchburg	\$ 63,602	\$ 12,720	\$ 50,882
7	Northern Virginia	City of Alexandria	GO Alex	\$ 166,000	\$ 33,200	\$ 132,800
8	Northern Virginia	County of Loudoun	Loudoun County Commuter Services	\$ 399,391	\$ 79,878	\$ 319,513
9	Northern Virginia	Fairfax County	Fairfax County Commuter Services	\$ 643,126	\$ 128,625	\$ 514,501
10	Northern Virginia	PRTC	OmniRide Ridesharing	\$ 243,503	\$ 48,701	\$ 194,802
11	Salem	New River Valley Regional Commission	RIDE Solutions - New River Valley	\$ 100,400	\$ 20,080	\$ 80,320
12	Salem	Roanoke Valley-Alleghany Regional Commission	RIDE Solutions - Roanoke Valley-Alleghany	\$ 193,291	\$ 38,658	\$ 154,633
13	Salem	West Piedmont Planning District Commission	RIDE Solutions - West Piedmont	\$ 59,000	\$ 11,800	\$ 47,200
14	Staunton	Central Shenandoah Planning District Commission	Central Shenandoah RideShare Program	\$ 95,000	\$ 19,000	\$ 76,000
15	Staunton	N. Shenandoah Valley Reg. Commission	RideSmart	\$ 285,122	\$ 57,024	\$ 228,098

FY23 Commuter Assistance Program (CAP) Project Grants

				Project Cost	Local Funds Required	State Funds (80%)
				\$ 1,315,379	\$ 263,076	\$ 1,052,303
#	District	Recipient	Project Name	Project Cost	Local Funds Required	State Funds (80%)
1	Fredericksburg	George Washington Regional Commission	AdVANtage Vanpool Self-Insurance Program	\$ 75,000	\$ 15,000	\$ 60,000
2	Fredericksburg	George Washington Regional Commission	Vanpool Connections by GWRideConnect	\$ 154,879	\$ 30,976	\$ 123,903
3	Hampton Roads	Hampton Roads Transit	Traffix Vanpool Assistance	\$ 100,000	\$ 20,000	\$ 80,000
4	Northern Virginia	County of Loudoun	Loudoun County Commuter Services Employer Outreach Program	\$ 60,030	\$ 12,006	\$ 48,024
5	Northern Virginia	DATA	DATA's Employer Outreach Program	\$ 248,308	\$ 49,662	\$ 198,646
6	Northern Virginia	Fairfax County	Fairfax County Employer Services	\$ 158,162	\$ 31,632	\$ 126,530
7	Northern Virginia	PRTC	VanStart/VanSave	\$ 15,000	\$ 3,000	\$ 12,000
8	Richmond	RideFinders	R-VAN, RideFinders Vanpool Program	\$ 45,000	\$ 9,000	\$ 36,000
9	Multi-District	Enterprise Leasing Co. of Norfolk/Richmond LLC	Vanpool!VA	\$ 459,000	\$ 91,800	\$ 367,200

FY23 Transit Ridership Incentive Program

	Previous Funding	FY23	FY24	FY25	FY26	FY27	FY28	Grand Total
Total Cost	\$ 17,302,520	\$ 20,622,528	\$ 21,034,480	\$ 16,717,369	\$ 2,492,617	\$ -	\$ -	\$ 78,169,514
Total State TRIP	\$ 11,942,017	\$ 10,424,811	\$ 5,701,381	\$ 811,682	\$ 131,836	\$ -	\$ -	\$ 29,011,727
Total Local Funding	\$ 5,360,503	\$ 10,197,717	\$ 15,333,099	\$ 15,905,687	\$ 2,360,781	\$ -	\$ -	\$ 49,157,787

District	Grantee	Project Description	Funding Source	Previous Funding	FY23	FY24	FY25	FY26	FY27	FY28	Grand Total
Bristol	Mountain Empire Older Citizens	Zero Fare Project	State Trip	\$ 48,000	\$ 36,000	\$ 18,000	\$ -	\$ -	\$ -	\$ -	\$ 102,000
			Local	\$ 12,000	\$ 24,000	\$ 42,000	\$ 60,000	\$ -	\$ -	\$ -	\$ 138,000
			Total Project Cost	\$ 60,000	\$ 60,000	\$ 60,000	\$ 60,000	\$ -	\$ -	\$ -	\$ 240,000
Hampton	Hampton Roads Transit	Naval Station Norfolk Internal Circulator	State Trip	\$ 1,001,873	\$ 923,633	\$ 462,692	\$ -	\$ -	\$ -	\$ -	\$ 2,388,198
			Local	\$ 250,468	\$ 615,755	\$ 1,079,615	\$ -	\$ -	\$ -	\$ -	\$ 1,945,838
			Total Project Cost	\$ 1,252,341	\$ 1,539,388	\$ 1,542,307	\$ -	\$ -	\$ -	\$ -	\$ 4,334,036
Lynchburg	Greater Lynchburg Transit Company	Route 4 Regional Connectivity Improvement	State Trip	\$ 652,160	\$ 489,120	\$ 244,560	\$ 163,040	\$ 81,520	\$ -	\$ -	\$ 1,630,400
			Local	\$ 163,040	\$ 326,080	\$ 570,640	\$ 652,160	\$ 733,680	\$ -	\$ -	\$ 2,445,600
			Total Project Cost	\$ 815,200	\$ 815,200	\$ 815,200	\$ 815,200	\$ 815,200	\$ -	\$ -	\$ 4,076,000
Northern Va	City of Alexandria	Zero Fare Project	State Trip	\$ 2,623,930	\$ 2,829,664	\$ 1,782,577	\$ -	\$ -	\$ -	\$ -	\$ 7,236,171
			Local	\$ 655,982	\$ 1,886,443	\$ 3,310,501	\$ 5,512,309	\$ -	\$ -	\$ -	\$ 11,365,235
			Total Project Cost	\$ 3,279,912	\$ 4,716,107	\$ 5,093,078	\$ 5,512,309	\$ -	\$ -	\$ -	\$ 18,601,406
Northern Va	NVTC - Fairfax County	Subsidized SmarTrip Cards	State Trip	\$ 2,585,760	\$ 1,939,320	\$ 969,660	\$ -	\$ -	\$ -	\$ -	\$ 5,494,740
			Local	\$ 646,440	\$ 1,292,880	\$ 2,262,880	\$ -	\$ -	\$ -	\$ -	\$ 4,202,200
			Total Project Cost	\$ 3,232,200	\$ 3,232,200	\$ 3,232,540	\$ -	\$ -	\$ -	\$ -	\$ 9,696,940
Northern Va	NVTC - City of Fairfax	CUE Bus Zero Fare Project	State Trip	\$ -	\$ 300,000	\$ 231,000	\$ 120,000	\$ -	\$ -	\$ -	\$ 651,000
			Local	\$ -	\$ 75,000	\$ 154,000	\$ 280,000	\$ 390,000	\$ -	\$ -	\$ 899,000
			Total Project Cost	\$ -	\$ 375,000	\$ 385,000	\$ 400,000	\$ 390,000	\$ -	\$ -	\$ 1,550,000
Northern Va	PRTC	Regional Connectivity - Manassas Metro Express Bus	State Trip	\$ -	\$ 477,773	\$ 371,391	\$ 192,733	\$ -	\$ -	\$ -	\$ 1,041,897
			Local	\$ -	\$ 119,443	\$ 247,547	\$ 449,710	\$ -	\$ -	\$ -	\$ 816,700
			Total Project Cost	\$ -	\$ 597,216	\$ 618,938	\$ 642,443	\$ -	\$ -	\$ -	\$ 1,858,597
Richmond	City of Petersburg	PAT Zero Fare and Low Income	State Trip	\$ -	\$ 627,403	\$ 470,552	\$ 235,276	\$ -	\$ -	\$ -	\$ 1,333,231
			Local	\$ -	\$ 156,851	\$ 313,701	\$ 548,978	\$ 784,254	\$ -	\$ -	\$ 1,803,784
			Total Project Cost	\$ -	\$ 784,254	\$ 784,253	\$ 784,254	\$ 784,254	\$ -	\$ -	\$ 3,137,015
Richmond	City of Petersburg	Petersburg Area Transit Southern Express	State Trip	\$ 530,294	\$ 301,898	\$ 150,949	\$ 100,633	\$ 50,316	\$ -	\$ -	\$ 1,134,090
			Local	\$ 132,573	\$ 201,265	\$ 352,215	\$ 402,530	\$ 452,847	\$ -	\$ -	\$ 1,541,430
			Total Project Cost	\$ 662,867	\$ 503,163	\$ 503,164	\$ 503,163	\$ 503,163	\$ -	\$ -	\$ 2,675,520
Richmond	Greater Richmond Transit Company	Zero Fare Project	State Trip	\$ 4,500,000	\$ 2,500,000	\$ 1,000,000	\$ -	\$ -	\$ -	\$ -	\$ 8,000,000
			Local	\$ 3,500,000	\$ 5,500,000	\$ 7,000,000	\$ 8,000,000	\$ -	\$ -	\$ -	\$ 24,000,000
			Total Project Cost	\$ 8,000,000	\$ 8,000,000	\$ 8,000,000	\$ 8,000,000	\$ -	\$ -	\$ -	\$ 32,000,000

FY23 FTA Section 5303 Program Grants

				Unobligated Balance			FTA FFY22 5303 Appropriation
				\$ -			\$ 3,745,404
				FTA 5303 Carryover		\$ -	
				Project Cost	Local Funds	State Funds	FTA 5303 Funds (80%)
				\$ 4,681,768	\$ 468,182	\$ 468,182	\$ 3,745,404
#	District	Recipient	MPO	Project Cost	Local Funds (10%)	State Funds (10%)	FTA 5303 Funds (80%)
1	Bristol	City of Bristol, Tennessee	Bristol TN/VA Area Metropolitan Planning Organization	\$ 53,507	\$ 5,351	\$ 5,351	\$ 42,805
2	Bristol	City of Kingsport, Tennessee	Kingsport TN/VA Area Metropolitan Planning Organization	\$ 5,348	\$ 535	\$ 535	\$ 4,278
3	Culpeper	Thomas Jefferson Planning District Commission	Charlottesville Area Metropolitan Planning Organization	\$ 127,534	\$ 12,754	\$ 12,754	\$ 102,026
4	Fredericksburg	George Washington Regional Commission	Fredericksburg Area Metropolitan Planning Organization	\$ 223,089	\$ 22,309	\$ 22,309	\$ 178,471
5	Hampton Roads	Hampton Roads TPO	Hampton Roads Metropolitan Planning Organization	\$ 1,141,995	\$ 114,200	\$ 114,200	\$ 913,595
6	Lynchburg	Central Virginia Planning District Commission	Central Virginia Transportation Planning Organization	\$ 144,627	\$ 14,463	\$ 14,463	\$ 115,701
7	Northern Virginia	Metropolitan Washington Council of Governments	Washington, D.C. Area Metropolitan Planning Organization	\$ 1,580,670	\$ 158,067	\$ 158,067	\$ 1,264,536
8	Richmond	Crater Planning District Commission	Tri-Cities Area Metropolitan Planning Organization	\$ 100,767	\$ 10,077	\$ 10,077	\$ 80,613
9	Richmond	Richmond Regional Planning District Commission	Richmond Area Metropolitan Planning Organization	\$ 645,653	\$ 64,566	\$ 64,566	\$ 516,521
10	Salem	Roanoke Valley-Alleghany Regional Commission	Roanoke Valley Area Metropolitan Planning Organization	\$ 210,445	\$ 21,045	\$ 21,045	\$ 168,355
11	Salem	New River Valley Metropolitan Planning Organization	New River Valley Metropolitan Planning Organization	\$ 124,845	\$ 12,485	\$ 12,485	\$ 99,875
12	Staunton	Central Shenandoah Planning District Commission	Harrisonburg / Rockingham Metropolitan Planning Organization	\$ 109,525	\$ 10,953	\$ 10,953	\$ 87,619
13	Staunton	Central Shenandoah Planning District Commission	Staunton-Augusta-Waynesboro Metropolitan Planning Organization	\$ 102,363	\$ 10,237	\$ 10,237	\$ 81,889
14	Staunton	Northern Shenandoah Valley Regional Commission	Winchester Frederick County Metropolitan Planning Organization	\$ 111,400	\$ 11,140	\$ 11,140	\$ 89,120

FY23 FTA Section 5304 Program

				Unobligated Balance			FTA FFY22 5304 Appropriation
				\$ -			\$ 765,356
				FTA 5304 Carryover		\$ -	
				Project Cost	Local Funds	State Funds*	FTA 5304 Funds (80%)
				\$ 991,114	\$ 87,494	\$ 138,264	\$ 765,356
#	District	Recipient	Project	Project Cost	Local Funds	State Funds	FTA 5304 Funds
1	Culpeper	Thomas Jefferson Planning District Commission	Thomas Jefferson Planning District Transit Governance Study	\$ 187,323	\$ 65,000	\$ -	\$ 122,323
2	Salem	Roanoke Valley-Alleghany Regional Commission	Roanoke Valley-Alleghany Regional Commission Travel Survey	\$ 112,471	\$ 22,494	\$ -	\$ 89,977
3	Multi-District	DRPT	General Statewide Planning	\$ 312,500	\$ -	\$ 62,500	\$ 250,000
4	Multi-District	DRPT	Transit Development Plans and Transit Strategic Plans	\$ 378,820	\$ -	\$ 75,764	\$ 303,056

*State funds for DRPT projects provided by DRPT administrative funds.

FY23 FTA Section 5307 Program Grants Governor's Apportionment

				FFY22 5307 Appropriation
				\$ 24,165,932
#	District	Recipient	FTA 5307 Funds Allocated	
1	Bristol	City of Bristol Virginia	\$	387,918
2	Bristol	District Three Governmental Cooperative	\$	174,533
3	Culpeper	Charlottesville Transit Service	\$	2,867,365
4	Culpeper	JAUNT, Inc.	\$	956,676
5	Fredericksburg	Fredericksburg Regional Transit	\$	3,806,230
6	Hampton	Williamsburg Area Transit Authority	\$	2,914,459
7	Lynchburg	Greater Lynchburg Transit Company	\$	3,677,471
8	Salem	Blacksburg Transit	\$	3,109,457
9	Salem	City of Radford	\$	825,917
10	Staunton	City of Harrisonburg	\$	3,046,485
11	Staunton	Central Shenandoah PDC - Staunton	\$	1,029,600
12	Staunton	City of Winchester	\$	1,369,821

This Page Is Intentionally Left Blank

FY23 FTA Section 5310 Program Vehicle Grants

Total Transfer to Operating, Mobility Mgmt, Capital	Total Unobligated Balance	Total Carryover From Prior Years	Total FTA 5310 FFY22 Appropriation
\$ 3,420,673	\$ 3,437,769	\$ 2,219,071	\$ 7,593,867
Reserve for Price Increase 5%	Total Cost	Total Local Funds	Total Federal Funds
\$ 140,700	\$ 3,558,000	\$ 744,204	\$ 2,813,796

Rural

Transfer to Operating, Mobility Mgmt, Capital	Unobligated Balance	Carryover From Prior Years	Rural FTA 5310 FFY22 Appropriation
\$ 991,163	\$ 900,795	\$ 437,932	\$ 2,261,226
Total Cost	Local Funds	Federal Funds (80%)	
\$ 1,009,000	\$ 201,800	\$ 807,200	

#	District	Recipient	Equipment Description	Qty	Cost Each	Total Cost	Local Funds	Federal Funds (80%)
1	Culpeper	Rappahannock-Rapidan Community Services	Expansion Paratransit Vehicle	1	\$ 65,000	\$ 65,000	\$ 13,000	\$ 52,000
2	Culpeper	Rappahannock-Rapidan Community Services	Replacement Paratransit Vehicle	2	\$ 67,000	\$ 134,000	\$ 26,800	\$ 107,200
3	Salem	City of Martinsville	Replacement Paratransit Vehicle	1	\$ 65,000	\$ 65,000	\$ 13,000	\$ 52,000
4	Salem	Giles Health & Family Center	Expansion Paratransit Vehicle	2	\$ 65,000	\$ 130,000	\$ 26,000	\$ 104,000
5	Salem	Giles Health & Family Center	Expansion Paratransit Vehicle	1	\$ 70,000	\$ 70,000	\$ 14,000	\$ 56,000
6	Salem	New River Valley Senior Services	Replacement Paratransit Vehicle	3	\$ 70,000	\$ 210,000	\$ 42,000	\$ 168,000
7	Staunton	Rockbridge Area Transportation System Inc.	Replacement Paratransit Vehicle	2	\$ 70,000	\$ 140,000	\$ 28,000	\$ 112,000
8	Staunton	Shenandoah Area Agency on Aging, Inc.	Replacement Paratransit Vehicle	3	\$ 65,000	\$ 195,000	\$ 39,000	\$ 156,000

Small Urban

Transfer to Operating, Mobility Mgmt, Capital	Unobligated Balance	Carryover From Prior Years	Small Urban FTA 5310 FFY22 Appropriation
\$ 373,607	\$ 612,353	\$ 130,021	\$ 1,875,139
Total Cost	Local Funds	Federal Funds (80%)	
\$ 1,274,000	\$ 254,800	\$ 1,019,200	

#	District	Recipient	Equipment Description	Qty	Cost Each	Total Cost	Local Funds	Federal Funds (80%)
1	Fredericksburg	Rappahannock Area Agency On Aging d/b/a Healthy Generation	Expansion Paratransit Vehicle	1	\$ 65,000	\$ 65,000	\$ 13,000	\$ 52,000
2	Fredericksburg	Rappahannock Area Agency On Aging d/b/a Healthy Generation	Expansion Paratransit Vehicle	1	\$ 67,000	\$ 67,000	\$ 13,400	\$ 53,600
3	Fredericksburg	Rappahannock Area CSB	Replacement Paratransit Vehicle	2	\$ 70,000	\$ 140,000	\$ 28,000	\$ 112,000
4	Fredericksburg	Rappahannock Area CSB	Expansion Paratransit Vehicle	2	\$ 70,000	\$ 140,000	\$ 28,000	\$ 112,000
5	Lynchburg	Central VA Alliance for Community Living, Inc. (CVACL)	Replacement Paratransit Vehicle	1	\$ 65,000	\$ 65,000	\$ 13,000	\$ 52,000
6	Lynchburg	Central VA Alliance for Community Living, Inc. (CVACL)	Replacement Paratransit Vehicle	1	\$ 67,000	\$ 67,000	\$ 13,400	\$ 53,600
7	Lynchburg	Piedmont Senior Resources Area Agency on Aging, Inc.	Expansion Paratransit Vehicle	1	\$ 65,000	\$ 65,000	\$ 13,000	\$ 52,000
8	Salem	New River Valley Community Services	Replacement Paratransit Vehicle	2	\$ 70,000	\$ 140,000	\$ 28,000	\$ 112,000
9	Staunton	Grafton School, Inc.	Expansion Paratransit Vehicle	1	\$ 65,000	\$ 65,000	\$ 13,000	\$ 52,000
10	Staunton	Northwestern Community Services	Expansion Paratransit Vehicle	3	\$ 65,000	\$ 195,000	\$ 39,000	\$ 156,000
11	Staunton	Pleasant View, Inc.	Expansion Paratransit Vehicle	1	\$ 65,000	\$ 65,000	\$ 13,000	\$ 52,000
12	Staunton	Pleasant View, Inc.	Replacement Paratransit Vehicle	1	\$ 70,000	\$ 70,000	\$ 14,000	\$ 56,000
13	Staunton	The Arc of Harrisonburg/Rockingham	Expansion Paratransit Vehicle	2	\$ 65,000	\$ 130,000	\$ 26,000	\$ 104,000

FY23 FTA Section 5310 Program Vehicle Grants (cont'd)

Large Urban - Hampton Roads

Transfer to Operating, Mobility Mgmt, Capital	Unobligated Balance	Carryover From Prior Years	Hampton Roads FTA 5310 FFY22 Appropriation
\$ 449,193	\$ 1,499,794	\$ 890,468	\$ 1,807,319
	Total Cost	Local Funds	Federal Funds (80%)
	\$ 936,000	\$ 187,200	\$ 748,800

#	District	Recipient	Equipment Description	Qty	Cost Each	Total Cost	Local Funds	Federal Funds (80%)
1	Hampton Roads	Colonial Behavioral Health	Expansion Paratransit Vehicle	1	\$ 65,000	\$ 65,000	\$ 13,000	\$ 52,000
2	Hampton Roads	Hampton-Newport News Community Services Board	Replacement Paratransit Vehicle	2	\$ 67,000	\$ 134,000	\$ 26,800	\$ 107,200
3	Hampton Roads	Hampton-Newport News Community Services Board	Expansion Paratransit Vehicle	1	\$ 67,000	\$ 67,000	\$ 13,400	\$ 53,600
4	Hampton Roads	Heart Havens, Inc.	Expansion Paratransit Vehicle	1	\$ 70,000	\$ 70,000	\$ 14,000	\$ 56,000
5	Hampton Roads	Louise W. Eggleston Center, Inc.	Expansion Paratransit Vehicle	1	\$ 65,000	\$ 65,000	\$ 13,000	\$ 52,000
6	Hampton Roads	Louise W. Eggleston Center, Inc.	Expansion Paratransit Vehicle	1	\$ 70,000	\$ 70,000	\$ 14,000	\$ 56,000
7	Hampton Roads	Peninsula Agency on Aging	Expansion Paratransit Vehicle	2	\$ 70,000	\$ 140,000	\$ 28,000	\$ 112,000
8	Hampton Roads	Senior Services of Southeastern Virginia	Replacement Paratransit Vehicle	3	\$ 65,000	\$ 195,000	\$ 39,000	\$ 156,000
9	Hampton Roads	Senior Services of Southeastern Virginia	Expansion Paratransit Vehicle	2	\$ 65,000	\$ 130,000	\$ 26,000	\$ 104,000

Large Urban - Richmond

Transfer to Operating, Mobility Mgmt, Capital	Unobligated Balance	Carryover From Prior Years	Richmond FTA 5310 FFY22 Appropriation
\$ 1,376,310	\$ 555,370	\$ 724,658	\$ 1,333,618
	Total Cost	Local Funds	Federal Funds (80%)
	\$ 199,000	\$ 72,404	\$ 126,596

#	District	Recipient	Equipment Description	Qty	Cost Each	Total Cost	Local Funds	Federal Funds (80%)
1	Richmond	Chesterfield Community Services Board	Replacement Paratransit Vehicle	2	\$ 67,000	\$ 134,000	\$ 26,800	\$ 107,200
2	Richmond	Crater District Area Agency on Aging	Replacement Paratransit Vehicle	1	\$ 65,000	\$ 65,000	\$ 45,604	\$ 19,396

Large Urban - Roanoke

Transfer to Operating, Mobility Mgmt, Capital	Unobligated Balance	Carryover From Prior Years	Roanoke FTA 5310 FFY22 Appropriation
\$ 230,400	\$ 10,157	\$ 35,992	\$ 316,565
	Total Cost	Local Funds	Federal Funds (80%)
	\$ 140,000	\$ 28,000	\$ 112,000

#	District	Recipient	Equipment Description	Qty	Cost Each	Total Cost	Local Funds	Federal Funds (80%)
1	Salem	RADAR UHSTS	Replacement Paratransit Vehicle	2	\$ 70,000	\$ 140,000	\$ 28,000	\$ 112,000

FY23 FTA Section 5310 Program Operating, Mobility Management, and Capital Grants

Rural

			Project Cost Total	State Paratransit Program Funds Total	Local Funds Required Total	Rural 5310 Operating (50%) Funds Total	Rural 5310 Operating (ARPA) Funds Total	Rural 5310 Mobility Management and Capital Total	Total Rural 5310 Funds
			\$ 1,379,850	\$ 310,951	\$ 77,736	\$ 276,022	\$ 264,492	\$ 450,649	\$ 991,163
#	District	Recipient	Project Cost	State Paratransit Program Funds	Local Funds Required	Federal Operating Funds (50%)	Federal Operating Funds (ARPA)	Federal Mobility Management and Capital (80%)	Total Rural 5310 Funds
1	Culpeper	Rappahannock-Rapidan PDC	\$ 281,893	\$ 78,166	\$ 19,542	\$ 97,707	\$ 86,478	\$ -	\$ 184,185
2	Culpeper	Rappahannock-Rapidan PDC	\$ 182,407	\$ 29,186	\$ 7,296	\$ -	\$ -	\$ 145,925	\$ 145,925
3	Richmond	Powhatan County DSS	\$ 25,000	\$ 6,932	\$ 1,733	\$ 8,665	\$ 7,670	\$ -	\$ 16,335
4	Salem	Roanoke County	\$ 250,000	\$ 40,000	\$ 10,000	\$ -	\$ -	\$ 200,000	\$ 200,000
5	Salem	Southern AAA	\$ 52,130	\$ 8,857	\$ 2,214	\$ 11,070	\$ 29,989	\$ -	\$ 41,059
6	Salem	Southern AAA	\$ 130,905	\$ 20,945	\$ 5,236	\$ -	\$ -	\$ 104,724	\$ 104,724
7	Staunton	Rockbridge Area Transportation System	\$ 140,000	\$ 38,821	\$ 9,705	\$ 48,526	\$ 42,948	\$ -	\$ 91,474
8	Staunton	Shenandoah AAA	\$ 317,515	\$ 88,044	\$ 22,010	\$ 110,054	\$ 97,407	\$ -	\$ 207,461

Small Urban

			Project Cost Total	State Paratransit Program Funds Total	Local Funds Required Total	Small Urban 5310 Operating (50%) Funds Total	Small Urban 5310 Operating (ARPA) Funds Total	Small Urban 5310 Mobility Management Total	Total Small Urban 5310 Funds
			\$ 552,549	\$ 143,154	\$ 35,788	\$ 157,392	\$ 130,021	\$ 86,194	\$ 373,607
#	District	Recipient	Project Cost	State Paratransit Program Funds	Local Funds Required	Federal Operating Funds (50%)	Federal Operating Funds (ARPA)	Federal Mobility Management (80%)	Total Small Urban 5310 Funds
1	Fredericksburg	Rappahannock Area Agency on Aging	\$ 283,733	\$ 80,318	\$ 20,080	\$ 100,397	\$ 82,938	\$ -	\$ 183,335
2	Fredericksburg	Rappahannock Area Agency on Aging	\$ 107,743	\$ 17,239	\$ 4,310	\$ -	\$ -	\$ 86,194	\$ 86,194
3	Lynchburg	Central VA Alliance for Community Living, Inc. (CVAACL)	\$ 88,773	\$ 25,130	\$ 6,282	\$ 31,412	\$ 25,949	\$ -	\$ 57,361
4	Lynchburg	Piedmont Senior Resources	\$ 72,300	\$ 20,467	\$ 5,116	\$ 25,583	\$ 21,134	\$ -	\$ 46,717

FY23 FTA Section 5310 Program Operating, Mobility Management, and Capital Grants (cont'd)

Large Urban - Hampton Roads

			Project Cost Total	State Paratransit Program Funds Total	Local Funds Required Total	Hampton Roads 5310 Operating (50%) Funds Total	Hampton Roads 5310 Operating (ARPA) Funds Total	Hampton Roads 5310 Mobility Management Total	Total Hampton Roads 5310 Funds
			\$ 508,776	\$ 47,667	\$ 11,916	\$ -	\$ 210,861	\$ 238,332	\$ 449,193
#	District	Recipient	Project Cost	State Paratransit Program Funds	Local Funds Required	Federal Operating Funds (50%)	Federal Operating Funds (ARPA)	Federal Mobility Management (80%)	Total Hampton Roads 5310 Funds
1	Hampton Roads	Peninsula Agency on Aging	\$ 210,930	\$ 33,749	\$ 8,437	\$ -	\$ -	\$ 168,744	\$ 168,744
2	Hampton Roads	Peninsula Agency on Aging	\$ 210,861	\$ -	\$ -	\$ -	\$ 210,861	\$ -	\$ 210,861
3	Hampton Roads	Senior Services of Southeastern Virginia	\$ 86,985	\$ 13,918	\$ 3,479	\$ -	\$ -	\$ 69,588	\$ 69,588

Large Urban - Richmond

			Project Cost Total	State Paratransit Program Funds Total	Local Funds Required Total	Richmond 5310 Operating (50%) Funds Total	Richmond 5310 Operating (ARPA) Funds Total	Richmond 5310 Mobility Management and Capital Total	Total Richmond 5310 Funds
			\$ 1,701,568	\$ 260,207	\$ 65,051	\$ 26,833	\$ 155,788	\$ 1,193,689	\$ 1,376,310
#	District	Recipient	Project Cost	State Paratransit Program Funds	Local Funds Required	Federal Operating Funds (50%)	Federal Operating Funds (ARPA)	Federal Mobility Management/ Capital (80%)	Total Richmond 5310 Funds
1	Richmond	Chesterfield County - Citizen Information and Resources	\$ 54,734	\$ 5,610	\$ 1,402	\$ 7,012	\$ 40,710	\$ -	\$ 47,722
2	Richmond	Chesterfield County - Citizen Information and Resources	\$ 500,000	\$ 80,000	\$ 20,000	\$ -	\$ -	\$ 400,000	\$ 400,000
3	Richmond	Greater Richmond Transit Company	\$ 81,622	\$ 13,060	\$ 3,265	\$ -	\$ -	\$ 65,297	\$ 65,297
4	Richmond	Hanover County	\$ 38,721	\$ 3,969	\$ 992	\$ 4,960	\$ 28,800	\$ -	\$ 33,760
5	Richmond	Hanover County	\$ 696,316	\$ 111,411	\$ 27,853	\$ -	\$ -	\$ 557,052	\$ 557,052
6	Richmond	Senior Connections, The Capital Area Agency on Aging	\$ 116,000	\$ 11,889	\$ 2,972	\$ 14,861	\$ 86,278	\$ -	\$ 101,139
7	Richmond	Senior Connections, The Capital Area Agency on Aging	\$ 214,175	\$ 34,268	\$ 8,567	\$ -	\$ -	\$ 171,340	\$ 171,340

Large Urban - Roanoke

			Project Cost Total	State Paratransit Program Funds Total	Local Funds Required Total	Roanoke 5310 Operating (50%) Funds Total	Roanoke 5310 Operating (ARPA) Funds Total	Roanoke 5310 Capital Total	Total Roanoke 5310 Funds
			\$ 288,000	\$ 46,080	\$ 11,520	\$ -	\$ -	\$ 230,400	\$ 230,400
#	District	Recipient	Project Cost	State Paratransit Program Funds	Local Funds Required	Federal Operating Funds (50%)	Federal Operating Funds (ARPA)	Federal Capital (80%)	Total Roanoke 5310 Funds
1	Salem	County of Roanoke	\$ 288,000	\$ 46,080	\$ 11,520	\$ -	\$ -	\$ 230,400	\$ 230,400

FY23 FTA Section 5311 and ADTAP Program Grants

	Unobligated Balance	Carryover From Prior Years	FFY22 FTA 5311 Appropriation
FTA 5311	\$ 15,635,415	\$ 21,718,541	\$ 21,570,205
FTA ADTAP	\$ 1,540,123	\$ 1,076,818	\$ 1,509,875

FTA 5311 Operating Funds (50%)	FTA 5311 Capital Funds	Total FTA 5311 Obligated Funds	FTA ADTAP Funds
\$ 22,574,116	\$ 5,079,215	\$ 27,653,331	\$ 1,046,570

#	District	Recipient	FTA 5311 Operating Funds (50%)	FTA 5311 Capital Funds	Total FTA 5311 Obligated Funds	FTA ADTAP Funds
1	Bristol	AASC / Four County Transit	\$ 1,159,658		\$ 1,159,658	\$ 187,600
2	Bristol	District Three Governmental Cooperative	\$ 1,255,659		\$ 1,255,659	\$ 352,000
3	Bristol	Mountain Empire Older Citizens, Inc.	\$ 925,250		\$ 925,250	\$ 390,287
4	Bristol	Town of Bluefield-Graham Transit	\$ 207,050	\$ 200,000	\$ 407,050	
5	Hampton Roads	Greensville County	\$ 98,366	\$ 270,000	\$ 368,366	
6	Hampton Roads	STAR Transit	\$ 737,073	\$ 252,000	\$ 989,073	
7	Hampton Roads	Town of Chincoteague	\$ 47,421		\$ 47,421	
8	Hampton Roads	Williamsburg Area Transit Authority	\$ 494,351		\$ 494,351	
9	Lynchburg	Danville Transit System	\$ 1,727,560	\$ 856,726	\$ 2,584,286	
10	Lynchburg	Farmville Area Bus	\$ 360,760	\$ 228,058	\$ 588,818	
11	Lynchburg	Town of Altavista	\$ 70,905	\$ 65,720	\$ 136,625	
12	Salem	Greater Roanoke Transit Company	\$ 641,548		\$ 641,548	
13	Salem	Pulaski Area Transit	\$ 357,592		\$ 357,592	\$ 116,682
14	Staunton	Central Shenandoah Planning District Commission	\$ 284,613	\$ 235,093	\$ 519,706	
15	Multi-District	Bay Aging	\$ 2,189,729	\$ 1,419,130	\$ 3,608,859	
16	Multi-District	Town Of Blackstone/ Blackstone Area Bus System	\$ 408,493	\$ 84,803	\$ 493,296	
17	Multi-District	JAUNT, Inc.	\$ 2,650,146	\$ 326,084	\$ 2,976,230	
18	Multi-District	Lake Country Area Agency on Aging	\$ 95,732	\$ 104,000	\$ 199,732	
19	Multi-District	RADAR UHSTS	\$ 671,338	\$ 697,600	\$ 1,368,938	
20	Multi-District	Virginia Regional Transit	\$ 2,453,745	\$ 340,000	\$ 2,793,745	
21	Multi-District	RTAP	\$ 379,400		\$ 379,400	
22	Multi-District	DRPT - Virginia Breeze Intercity Bus	\$ 5,357,727		\$ 5,357,727	

FY23 FTA Section 5329 Program Grants

Total Carryover from Prior Years	FTA 5329 FFY22 Appropriation	Total FTA 5329 Available for FY23
\$ 312,426	\$ 529,339	\$ 841,765
	Unobligated Balance	\$ 529,339
Project Cost	State Funds*	FTA 5329 Funds (80%)
\$ 390,533	\$ 78,107	\$ 312,426

District	Project	Project Cost	State Funds	FTA 5329 Funds
Hampton Roads	DRPT - State Safety Oversight Program	\$ 390,533	\$ 78,107	\$ 312,426

*State funds provided by DRPT administrative funds.

MPO CMAQ and RSTP Projects

	Previous Funding	FY23	FY24	FY25	FY26	FY27	FY28	Grand Total
Total Cost	\$ 94,459,534	\$ 30,813,405	\$ 21,815,085	\$ 23,177,820	\$ 26,258,056	\$ 25,131,829	\$ 29,130,347	\$ 250,786,076
State TTF	\$ 18,891,907	\$ 6,162,681	\$ 4,363,017	\$ 4,635,564	\$ 5,251,611	\$ 5,026,366	\$ 5,826,070	\$ 50,157,216
Total CMAQ	\$ 37,262,458	\$ 20,295,190	\$ 11,175,502	\$ 12,750,294	\$ 11,319,311	\$ 13,144,906	\$ 8,996,999	\$ 114,944,660
Total RSTP	\$ 38,305,169	\$ 4,355,534	\$ 6,276,566	\$ 5,791,962	\$ 9,687,134	\$ 6,960,557	\$ 14,307,278	\$ 85,684,200

District	UPC	Project Description	CMAQ or RSTP	Previous Funding	FY23	FY24	FY25	FY26	FY27	FY28	Grand Total
Fredericksburg	T22310	GW RideConnect/TDM Assistance	CMAQ	\$ -	\$ -	\$ -	\$ -	\$ -	\$ 75,000	\$ -	\$ 75,000
	T14104	HRT Traffic Program	RSTP	\$ 2,000,000	\$ 1,000,000	\$ 1,000,000	\$ 1,000,000	\$ 1,000,000	\$ 1,000,000	\$ 1,000,000	\$ 8,000,000
Hampton Roads	T16054	HRT Bus Vehicle Replacement	CMAQ	\$ 5,061,467	\$ 5,740,392	\$ 2,977,538	\$ -	\$ 2,000,000	\$ -	\$ -	\$ 15,779,397
	T16054	HRT Bus Vehicle Replacement	RSTP	\$ 11,590,572	\$ -	\$ -	\$ 1,572,313	\$ 1,001,045	\$ 1,952,899	\$ 14,076,624	\$ 30,193,453
	T17890	WATA York County Southeast Demo Routes	CMAQ	\$ 597,977	\$ 471,666	\$ 495,174	\$ -	\$ -	\$ -	\$ -	\$ 1,564,817
	T17990	HRT Naval Station Norfolk Transit Ext Study FEIS/PE	RSTP	\$ 6,000,000	\$ -	\$ -	\$ -	\$ 6,000,000	\$ -	\$ -	\$ 12,000,000
	T19468	WATA Expansion of Bus Shelter	CMAQ	\$ -	\$ 117,000	\$ 117,000	\$ -	\$ -	\$ -	\$ -	\$ 234,000
	T19477	HRT Peninsula Corridor DEIS/Conceptual Engineering	RSTP	\$ -	\$ 2,045,144	\$ 5,954,856	\$ -	\$ -	\$ -	\$ -	\$ 8,000,000
	T19479	WATA Bus Replacement Purchase	CMAQ	\$ -	\$ 3,142,710	\$ -	\$ -	\$ -	\$ -	\$ -	\$ 3,142,710
	T19494	WATA Upper York/Kent County Connector Demo Routes	CMAQ	\$ -	\$ 372,530	\$ 386,813	\$ 405,578	\$ -	\$ -	\$ -	\$ 1,164,921
	T22709	HRT Victoria Boulevard Facility Upgrades	RSTP	\$ 2,381,213	\$ -	\$ -	\$ 3,500,000	\$ 1,506,479	\$ 3,250,000	\$ -	\$ 10,637,692
	115378	WATA Five Replacement Buses	CMAQ	\$ -	\$ -	\$ -	\$ 647,496	\$ -	\$ -	\$ 852,631	\$ 1,500,127
	115421	Suffolk Transit Operations Facility	RSTP	\$ -	\$ -	\$ -	\$ 60,000	\$ 1,830,066	\$ -	\$ -	\$ 1,890,066
	119277	WATA - Purchase Five Replacement Buses	CMAQ	\$ -	\$ -	\$ -	\$ -	\$ -	\$ 3,700,000	\$ -	\$ 3,700,000
	119278	WATA - Study	RSTP	\$ -	\$ -	\$ -	\$ -	\$ -	\$ 360,000	\$ -	\$ 360,000

District	UPC	Project Description	CMAQ or RSTP	Previous Funding	FY23	FY24	FY25	FY26	FY27	FY28	Grand Total	
Northern Virginia	T16031	Alexandria Transitway Enhancements	CMAQ	\$ 954,491	\$ -	\$ -	\$ -	\$ -	\$ -	\$ -	\$ 954,491	
	T16031	Alexandria Transitway Enhancements	RSTP	\$ 500,000	\$ -	\$ -	\$ -	\$ -	\$ -	\$ -	\$ 500,000	
	T16037	VRE Backlick Rd Station Platform Extension	CMAQ	\$ 2,000,000	\$ 500,000	\$ -	\$ -	\$ -	\$ -	\$ -	\$ 2,500,000	
	T18094	VRE Woodbridge Platform Improvements	CMAQ	\$ 2,019,483	\$ -	\$ -	\$ 903,640	\$ -	\$ -	\$ -	\$ 2,923,123	
	T19651	Alexandria West End Transitway Operations	CMAQ	\$ -	\$ 1,000,000	\$ 1,000,000	\$ 1,515,124	\$ -	\$ -	\$ -	\$ 3,515,124	
	T19705	VRE Manassas Park Station Second Platform	CMAQ	\$ -	\$ 474,264	\$ -	\$ -	\$ -	\$ -	\$ -	\$ 474,264	
	T21031	WMATA Replacement Buses (FY19-FY23)	CMAQ	\$ 15,253,755	\$ 3,876,921	\$ -	\$ -	\$ -	\$ -	\$ -	\$ 19,130,676	
	T21033	WMATA Replacement Buses (FY24-FY26)	CMAQ	\$ -	\$ -	\$ 4,266,461	\$ 3,407,448	\$ 4,334,638	\$ -	\$ -	\$ 12,008,547	
	T21240	Arlington Commuter Assistance Program	CMAQ	\$ 16,280,522	\$ 7,106,792	\$ 576,548	\$ -	\$ -	\$ -	\$ -	\$ 23,963,862	
	T21240	Arlington Commuter Assistance Program	RSTP	\$ 12,536,166	\$ -	\$ 635,106	\$ -	\$ -	\$ -	\$ -	\$ 13,171,272	
	T21448	Fairfax Countywide Transit Stores	CMAQ	\$ 2,460,000	\$ 650,000	\$ 650,000	\$ 670,000	\$ -	\$ -	\$ -	\$ 4,430,000	
	T21453	Alexandria Transit Store Funding	CMAQ	\$ 600,000	\$ -	\$ 600,000	\$ -	\$ -	\$ -	\$ -	\$ 1,200,000	
	T21457	PRTC Commuter Assistance Program	CMAQ	\$ 1,350,378	\$ 416,712	\$ 399,844	\$ 287,953	\$ -	\$ -	\$ -	\$ 2,454,887	
	T21459	PRTC Omniride Bus Replacement	CMAQ	\$ -	\$ -	\$ 1,500,000	\$ 2,826,580	\$ 2,537,348	\$ 3,125,693	\$ 2,809,488	\$ 12,799,109	
	T21999	Dash Technology Phase II	RSTP	\$ -	\$ 350,000	\$ 255,745	\$ -	\$ -	\$ -	\$ -	\$ 605,745	
	T24210	Fairfax Countywide Transit Stores	CMAQ	\$ -	\$ -	\$ -	\$ -	\$ 690,000	\$ 686,200	\$ 700,000	\$ 2,076,200	
	T24287	Arlington Commuter Assistance Program (FY25-FY27)	CMAQ	\$ -	\$ -	\$ -	\$ 5,274,048	\$ 4,587,153	\$ 4,304,381	\$ -	\$ 14,165,582	
	T24287	Arlington Commuter Assistance Program (FY25-FY27)	RSTP	\$ -	\$ -	\$ -	\$ 1,107,640	\$ 771,327	\$ 2,137,797	\$ -	\$ 4,016,764	
	T25368	WMATA Replacement Buses (FY27-FY29)	CMAQ	\$ -	\$ -	\$ -	\$ -	\$ -	\$ 4,539,859	\$ 3,000,000	\$ 7,539,859	
	T26799	Alexandria Commuter Outreach - Mobile Transit Store	CMAQ	\$ -	\$ -	\$ -	\$ -	\$ -	\$ -	\$ 200,000	\$ 200,000	
	T26828	Arlington Commuter Services Program	CMAQ	\$ -	\$ -	\$ -	\$ -	\$ -	\$ -	\$ 3,684,130	\$ 3,684,130	
	T26828	Arlington Commuter Services Program	RSTP	\$ -	\$ -	\$ -	\$ -	\$ -	\$ -	\$ 2,807,474	\$ 2,807,474	
	113576	DASH Technology	RSTP	\$ 200,000	\$ -	\$ -	\$ -	\$ -	\$ -	\$ -	\$ 200,000	
	115668	Alexandria Route 1 Metroway Extension	CMAQ	\$ -	\$ 1,500,000	\$ 1,000,000	\$ -	\$ -	\$ -	\$ -	\$ 2,500,000	
	117573	Alexandria Fare Collection System Upgrades	RSTP	\$ 1,100,000	\$ -	\$ -	\$ -	\$ -	\$ -	\$ -	\$ 1,100,000	
	Salem	T18675	GRTC Bus Replacement and Rebuild Program	RSTP	\$ 11,573,510	\$ 2,049,274	\$ -	\$ -	\$ -	\$ -	\$ -	\$ 13,622,784
	Total Cost				\$ 94,459,534	\$ 30,813,405	\$ 21,815,085	\$ 23,177,820	\$ 26,258,056	\$ 25,131,829	\$ 29,130,347	\$ 250,786,076

FY 2023 Five Year Capital Needs Summary

Capital Needs: Over the 5-year period that includes Fiscal Years 2024 to 2028, DRPT grantee agencies are projected to implement capital projects that will total \$1.13B. Of that total, agencies anticipate a need of \$644M in DRPT State Capital funds to support these projects. In addition, grantee agencies anticipate applying for \$40M in State Controlled Federal - Urban funds (i.e. FTA 5339), and \$37M in State Controlled Federal - Rural funds (i.e. FTA 5311 or ADTAP).

Table 1: Transit Capital Needs: FY2024 - FY2028 (in Thousands)

	FY 2024	FY 2025	FY 2026	FY 2027	FY 2028	Total FY 2024-2028
Total Project Costs	\$ 272,324	\$ 241,611	\$ 222,236	\$ 227,340	\$ 167,778	\$ 1,131,289
State Capital (MTTF, Paratransit, Other)	\$ 151,452	\$ 137,620	\$ 128,245	\$ 132,704	\$ 94,726	\$ 644,746
Federal	\$ 75,281	\$ 68,702	\$ 63,241	\$ 62,272	\$ 52,456	\$ 321,952
<i>Grantee Controlled</i>	\$ 48,700	\$ 47,083	\$ 53,928	\$ 51,793	\$ 43,363	\$ 244,868
<i>State Controlled Urban (5307 / 5339)</i>	\$ 15,791	\$ 13,670	\$ 3,488	\$ 5,474	\$ 1,592	\$ 40,015
<i>State Controlled Rural (5311)</i>	\$ 10,790	\$ 7,949	\$ 5,825	\$ 5,006	\$ 7,500	\$ 37,069
Local	\$ 45,591	\$ 35,289	\$ 30,751	\$ 32,364	\$ 20,596	\$ 164,591

Capital Revenues: State and Federal revenue projections over the same period of time include: \$398M in new State Capital Funds, \$25M in new State Controlled Federal FTA 5339 funds, \$25M in new FTA 5311 funds for capital projects, and \$9M in new FTA ADTAP funds.

Table 2: DRPT Controlled Transit Capital Revenue Projections: FY2024 - FY2028 (in Thousands)

	FY 2024	FY 2025	FY 2026	FY 2027	FY 2028	Total FY 2023-2027
State Capital (Total)	\$ 77,419	\$ 78,654	\$ 79,452	\$ 80,794	\$ 81,604	\$ 397,922
<i>Mass Transit Trust Funds (MTTF)</i>	\$ 76,899	\$ 78,134	\$ 78,623	\$ 79,294	\$ 80,104	\$ 393,053
<i>Paratransit</i>	\$ 1,500	\$ 1,500	\$ 1,500	\$ 1,500	\$ 1,500	\$ 7,500
<i>Multi-Year Obligations</i>	\$ (980)	\$ (980)	\$ (671)	\$ -	\$ -	\$ (2,631)
Federal - State Controlled Total (Urban)	\$ 5,000	\$ 5,000	\$ 5,000	\$ 5,000	\$ 5,000	\$ 25,000
<i>FTA 5339 (DRPT)</i>	\$ 5,000	\$ 5,000	\$ 5,000	\$ 5,000	\$ 5,000	\$ 25,000
Federal - State Controlled Total (Rural)	\$ 7,500	\$ 7,000	\$ 6,500	\$ 6,500	\$ 6,500	\$ 34,000
<i>FTA 5311</i>	\$ 5,000	\$ 5,000	\$ 5,000	\$ 5,000	\$ 5,000	\$ 25,000
<i>ADTAP</i>	\$ 2,500	\$ 2,000	\$ 1,500	\$ 1,500	\$ 1,500	\$ 9,000

Capital Surpluses and Deficits: Comparing the projected revenues to needs, DRPT anticipates a \$247M shortfall in State Capital revenues to fund all projects over the five Fiscal Years included in this analysis. In addition, DRPT anticipates a \$15M shortfall in State Controlled Federal - Urban funds and a \$3M shortfall in State Controlled Federal - Rural funds, to support planned projects.

Table 3: Surpluses and Deficits for DRPT Controlled Capital Funds: FY2024 - FY2028 (in Thousands)

	FY 2024	FY 2025	FY 2026	FY 2027	FY 2028	Total FY 2023-2027
State Capital (MTTF, Paratransit, Other)	\$ (74,033)	\$ (58,967)	\$ (48,792)	\$ (51,910)	\$ (13,123)	\$ (246,825)
State Controlled Federal - Urban (FTA 5339)	\$ (10,791)	\$ (8,670)	\$ 1,512	\$ (474)	\$ 3,408	\$ (15,015)
State Controlled Federal - Rural (5311/ ADTAP)	\$ (3,290)	\$ (949)	\$ 675	\$ 1,494	\$ (1,000)	\$ (3,069)

Capital Needs by MERIT Project Type: To implement State of Good Repair (SGR) projects, agencies anticipate the need for \$407M in State Capital funds, \$16M in State Controlled Federal - Urban funds, and \$29M in State Controlled Federal - Rural funds. To implement Minor Enhancement (MIN) projects, agencies anticipate the need for \$27M in State Capital funds, \$4M in State Controlled Federal - Urban funds, and \$8M in State Controlled Federal - Rural funds. And to implement planned Major Expansion (MAJ) projects, agencies anticipate the need for \$211M in State Capital funds and \$21M in State Controlled Federal - Urban funds.

Table 4: Transit Capital Needs by MERIT Project Type: FY2024 - FY2028 (in Thousands)

	FY 2024	FY 2025	FY 2026	FY 2027	FY 2028	Total FY 2023-2027
State of Good Repair (SGR)						
State Capital (MTTF, Paratransit, Other)	\$ 101,921	\$ 70,366	\$ 72,991	\$ 89,584	\$ 71,889	\$ 406,750
State Controlled Federal - Urban (Flex STP/ 5339)	\$ 3,891	\$ 3,807	\$ 1,742	\$ 5,057	\$ 1,043	\$ 15,540
State Controlled Federal - Rural (5311/ ADTAP)	\$ 7,044	\$ 5,884	\$ 5,132	\$ 4,414	\$ 6,747	\$ 29,221
Minor Enhancements (MIN)						
State Capital (MTTF, Paratransit, Other)	\$ 8,973	\$ 8,043	\$ 4,096	\$ 3,248	\$ 2,337	\$ 26,697
State Controlled Federal - Urban (Flex STP/ 5339)	\$ 897	\$ 1,880	\$ 66	\$ 417	\$ 549	\$ 3,809
State Controlled Federal - Rural (5311/ ADTAP)	\$ 3,746	\$ 2,065	\$ 693	\$ 592	\$ 753	\$ 7,848
Major Expansions (MAJ)						
State Capital (MTTF, Bonds, Other)	\$ 40,558	\$ 59,212	\$ 51,158	\$ 39,872	\$ 20,500	\$ 211,299
State Controlled Federal - Urban (Flex STP/ 5339)	\$ 11,004	\$ 7,982	\$ 1,680	\$ -	\$ -	\$ 20,667
State Controlled Federal - Rural (5311/ ADTAP)	\$ -	\$ -	\$ -	\$ -	\$ -	\$ -

Capital Surpluses and Deficits for State of Good Repair Projects: If DRPT were only to consider planned State of Good Repair (SGR) projects, the projected state capital revenues more adequately satisfy the projected needs. When only SGR needs are considered, the State Capital shortfall drops to \$9M , while a surplus of \$9M is projected for State Controlled Federal - Urban funds, and a surplus of \$5M is projected for State Controlled Federal - Rural funds.

Table 5: Surpluses and Deficits for DRPT Controlled Capital Funds: FY2024 - FY2028 (in Thousands)

Only State of Good Repair						
	FY 2024	FY 2025	FY 2026	FY 2027	FY 2028	Total FY 2023-2027
State Capital (MTTF, Paratransit, Other)	\$ (24,501)	\$ 8,288	\$ 6,462	\$ (8,790)	\$ 9,714	\$ (8,828)
State Controlled Federal - Urban (Flex STP/ 5339)	\$ 1,109	\$ 1,193	\$ 3,258	\$ (57)	\$ 3,957	\$ 9,460
State Controlled Federal - Rural (5311/ ADTAP)	\$ 456	\$ 1,116	\$ 1,368	\$ 2,086	\$ (247)	\$ 4,779

FY 2023 Five Year Capital Needs Detail

The table below along with the actual grants for the current fiscal year shown in other sections of this document comprise the Public Transportation Six Year Improvement Program. These tables list the public transportation capital projects planned by each transit operator in the Commonwealth over the next five fiscal years. The total estimated cost of each project are shown. Total dollars are shown to the nearest thousand.

BRISTOL DISTRICT	MERIT Project Type	DRPT Controlled Federal	Federal %	FY 2024			FY 2025			FY 2026			FY 2027			FY 2028			Total FY 2024 - FY 2028		
				Federal	State	Total	Federal	State	Total	Federal	State	Total	Federal	State	Total	Federal	State	Total	Federal	State	Total
AASC / Four County Transit																					
Replacement - Small-size, light-duty Bus/BOC; 4 yr/100k mi	SGR	Yes	80%	554	111	693	634	127	792	634	127	792	713	143	891	634	127	792	3,168	634	3,960
Replacement - Small, Light-duty Minivan with ramp; 4 yr/100k mi	SGR	Yes	80%	-	-	-	43	9	54	-	-	-	90	18	112	45	9	56	178	36	222
Replacement - Support Vehicle; 4 yr/100k mi	SGR	Yes	80%	-	-	-	40	8	50	46	9	58	-	-	-	43	9	54	130	26	162
Expansion - Support Vehicle; 4 yr/100k mi	MIN	Yes	80%	40	8	50	-	-	-	-	-	-	43	9	54	-	-	-	83	17	104
ADP Hardware - Operations (ADP Replacement)	SGR	Yes	80%	28	6	35	19	4	24	-	-	-	-	-	-	31	6	39	78	16	98
Totals:				622	124	778	736	147	920	680	136	850	846	169	1,057	753	151	941	3,637	727	4,546
City of Bristol Virginia																					
Replacement - Small-size, light-duty Bus/BOC; 4 yr/100k mi	SGR	No	80%	-	-	-	72	14	90	76	15	95	76	15	95	-	-	-	224	45	280
Replacement - Small, Light-duty Van with lift; 4 yr/100k mi	SGR	No	80%	52	10	65	-	-	-	-	-	-	-	-	-	56	11	70	108	22	135
Expansion - Small-size, light-duty Bus/BOC; 4 yr/100k mi	MIN	No	80%	-	-	-	72	14	90	-	-	-	-	-	-	-	-	-	72	14	90
Transit Infrastructure (Bus Shelters)	MIN	No	80%	-	-	-	-	-	-	24	5	30	-	-	-	-	-	-	24	5	30
Transit Infrastructure (Bus Stop Signs)	MIN	No	80%	6	1	8	-	-	-	-	-	-	-	-	-	-	-	-	6	1	8
Totals:				58	12	73	144	29	180	100	20	125	76	15	95	56	11	70	434	87	543
District Three Governmental Cooperative																					
Replacement - Small, Light-duty Van with lift; 4 yr/100k mi	SGR	Yes	80%	352	70	440	352	70	440	352	70	440	352	70	440	352	70	440	1,760	352	2,200
Construction Admin/Maint Facility (Facility in Southern part of Dist.)	MIN	Yes	80%	800	160	1,000	-	-	-	-	-	-	-	-	-	-	-	-	800	160	1,000
Real Estate - Acquisition (Property for Southern Office & Maint. Fac.)	MIN	Yes	80%	400	80	500	-	-	-	-	-	-	-	-	-	-	-	-	400	80	500
Rehab/Renovation of Admin Building (Parking Lot at Marion)	SGR	Yes	80%	-	-	-	360	72	450	-	-	-	-	-	-	-	-	-	360	72	450
Real Estate - Acquisition (Property for parking lot - Marion)	MIN	Yes	80%	240	48	300	-	-	-	-	-	-	-	-	-	-	-	-	240	48	300
Rehab/Renovation of Admin Building (Roof at Marion)	SGR	Yes	80%	240	48	300	-	-	-	-	-	-	-	-	-	-	-	-	240	48	300
Rehab/Renovation of Admin Building (Flooring at Marion)	SGR	Yes	80%	-	-	-	160	32	200	-	-	-	-	-	-	-	-	-	160	32	200
Rehab/Renovation of Admin Building (HVAC at Marion)	SGR	Yes	80%	160	32	200	-	-	-	-	-	-	-	-	-	-	-	-	160	32	200
Transit Infrastructure (Bus Shelters)	MIN	Yes	80%	24	5	30	-	-	-	-	-	-	-	-	-	29	6	36	53	11	66
Facility Equipment - Furniture/Fixtures (Equip. + furniture - Southern)	MIN	Yes	80%	-	-	-	48	10	60	-	-	-	-	-	-	-	-	-	48	10	60
Replacement - Support Vehicle; 4 yr/100k mi	SGR	Yes	80%	-	-	-	32	6	40	-	-	-	-	-	-	-	-	-	32	6	40
Facility Equipment - Furniture and Fixtures (Shop Equip. - Marion)	SGR	Yes	80%	-	-	-	-	-	-	8	2	10	-	-	-	-	-	-	8	2	10
Totals:				2,216	443	2,770	952	190	1,190	360	72	450	352	70	440	381	76	476	4,261	852	5,326
Mountain Empire Older Citizens, Inc.																					
Replacement - Medium-size, light-duty Bus/BOC; 5 yr/150k mi	SGR	Yes	80%	300	60	375	309	62	386	318	64	398	327	65	409	360	72	450	1,614	323	2,018
Replacement - Small, Light-duty Van with lift; 4 yr/100k mi	SGR	Yes	80%	120	24	150	123	25	154	127	25	159	131	26	164	144	29	180	646	129	807
Mobility Manager Indirect Cost	MIN	Yes	80%	43	9	54	45	9	56	46	9	57	47	9	59	49	10	61	230	46	287
Expansion - Small-size, light-duty Bus/BOC; 4 yr/100k mi	MIN	Yes	80%	60	12	75	-	-	-	131	26	164	-	-	-	-	-	-	191	38	239
Replacement - Support Vehicle; 4 yr/100k mi	SGR	Yes	80%	29	6	36	30	6	38	-	-	-	32	6	40	-	-	-	91	18	114
Shop Equipment (Shop Equipment)	SGR	Yes	80%	14	3	18	-	-	-	-	-	-	-	-	-	-	-	-	14	3	18
Transit Infrastructure (Bus Stop Signs)	MIN	Yes	80%	3	1	4	-	-	-	3	1	4	-	-	-	-	-	-	6	1	8
Totals:				570	114	712	507	101	634	626	125	782	538	108	672	553	111	691	2,793	559	3,491
Town of Bluefield-Graham Transit																					
Replacement - Small-size, light-duty Bus/BOC; 4 yr/100k mi	SGR	Yes	80%	100	20	125	-	-	-	100	20	125	-	-	-	200	40	250	400	80	500
Totals:				100	20	125	-	-	-	100	20	125	-	-	-	200	40	250	400	80	500
BRISTOL DISTRICT TOTALS				3,566	713	4,458	2,339	468	2,924	1,866	373	2,332	1,811	362	2,264	1,942	388	2,428	11,525	2,305	14,406

FY2023-2028 Six-Year Improvement Program
FY23 FINAL

RAIL & PUBLIC TRANSPORTATION

CULPEPER DISTRICT				FY 2024			FY 2025			FY 2026			FY 2027			FY 2028			Total FY 2024 - FY 2028		
MERIT Project	DRPT Controlled	Federal %	Federal	State	Total	Federal	State	Total	Federal	State	Total	Federal	State	Total	Federal	State	Total	Federal	State	Total	
Charlottesville Area Transit																					
Construction of Maint Facility (Ops Annex & Altern. Fuel Mods.)	MAJ	Yes	46%	6,058	6,585	13,169	5,300	5,761	11,521	-	-	-	-	-	-	-	-	11,357	12,345	24,690	
Construction of Admin Building (3-Story Addition)	MAJ	Yes	46%	4,946	5,377	10,753	1,003	1,090	2,180	-	-	-	-	-	-	-	-	5,949	6,467	12,933	
Replacement - Large, heavy-duty 35'-40' bus: 12 yr/500k mi	SGR	Yes	28%	621	1,508	2,218	-	-	-	329	800	1,176	848	2,060	3,029	528	1,282	1,885	2,326	5,649	8,308
Expansion - Large, heavy-duty 35'-40' bus: 12 yr/500k mi	MIN	Yes	28%	621	1,508	2,218	799	1,941	2,855	-	-	-	-	-	-	524	1,273	1,872	1,945	4,723	6,945
Replacement - Medium-size, medium-duty Bus/BOC; 7 yr/200k mi	SGR	Yes	28%	401	974	1,433	-	-	-	-	-	-	-	-	-	-	-	-	401	974	1,433
Replacement - Small-size, light-duty Bus/BOC; 4 yr/100k mi	SGR	Yes	28%	36	88	129	37	90	133	192	466	686	79	192	283	-	-	-	345	837	1,231
Transit Infrastructure (Bus Shelters & Amenities)	SGR	Yes	28%	91	220	324	84	204	300	6	14	20	6	14	20	-	-	-	186	452	664
Vehicle Support Equipment (Inventory Management Software)	MIN	Yes	28%	61	148	218	-	-	-	-	-	-	-	-	-	-	-	-	61	148	218
Construction Yards & Shops (Glass Wall Downtown Ctr.)	MIN	Yes	28%	28	68	100	-	-	-	-	-	-	-	-	-	-	-	-	28	68	100
Surveillance / Security Equipment (Security Camera System)	MIN	Yes	28%	17	42	62	-	-	-	-	-	-	-	-	-	-	-	-	17	42	62
Replacement - Support Vehicle; 4 yr/100k mi	SGR	Yes	28%	17	41	61	-	-	-	-	-	-	-	-	-	-	-	-	17	41	61
Replacement - Support Vehicle; 4 yr/100k mi	SGR	Yes	28%	17	41	60	-	-	-	-	-	-	-	-	-	-	-	-	17	41	60
ADP Hardware - Operations (Servers, Laptops, Monitors, & Acces.)	SGR	Yes	28%	4	10	15	3	7	10	1	3	5	1	3	5	-	-	-	10	24	35
Vehicle Support Equipment (Pre-Trip Management Software)	MIN	Yes	28%	8	20	30	-	-	-	-	-	-	-	-	-	-	-	-	8	20	30
Totals:				12,927	16,631	30,790	7,226	9,093	16,999	528	1,283	1,887	934	2,269	3,337	1,052	2,555	3,757	22,668	31,831	56,770
CULPEPER DISTRICT TOTALS				12,927	16,631	30,790	7,226	9,093	16,999	528	1,283	1,887	934	2,269	3,337	1,052	2,555	3,757	22,668	31,831	56,770
FREDERICKSBURG DISTRICT																					
Fredericksburg Regional Transit																					
Replacement - Medium-size, medium-duty Bus/BOC; 7 yr/200k mi	SGR	No	80%	816	163	1,020	816	163	1,020	816	163	1,020	816	163	1,020	816	163	1,020	4,080	816	5,100
Expansion - Medium-size, medium-duty Bus/BOC; 7 yr/200k mi	MIN	No	80%	272	54	340	136	27	170	-	-	-	-	-	-	-	-	-	408	82	510
ADP Hardware - Operations (Automated Passenger Counters)	MIN	No	80%	320	64	400	-	-	-	-	-	-	-	-	-	-	-	-	320	64	400
Real Estate - Acquisition (Property for FRED Central Parking Lot)	MIN	No	80%	264	53	330	-	-	-	-	-	-	-	-	-	-	-	-	264	53	330
Surveillance / Security Equipment (Intrusion Alarm System)	SGR	No	80%	200	40	250	-	-	-	-	-	-	-	-	-	-	-	-	200	40	250
Transit Infrastructure (FRED Central Parking Lot Expansion)	MIN	No	80%	120	24	150	-	-	-	-	-	-	-	-	-	-	-	-	120	24	150
Replacement - Support Vehicle; 4 yr/100k mi	SGR	No	80%	28	6	35	56	11	70	-	-	-	-	-	-	-	-	-	84	17	105
Transit Infrastructure (Bus Shelters & Amenities)	MIN	No	80%	16	3	20	16	3	20	16	3	20	16	3	20	16	3	20	80	16	100
Totals:				2,036	407	2,545	1,024	205	1,280	832	166	1,040	832	166	1,040	832	166	1,040	5,556	1,111	6,945
FREDERICKSBURG DISTRICT TOTALS				2,036	407	2,545	1,024	205	1,280	832	166	1,040	832	166	1,040	832	166	1,040	5,556	1,111	6,945

FY2023-2028 Six-Year Improvement Program
FY23 FINAL

RAIL & PUBLIC TRANSPORTATION

HAMPTON ROADS DISTRICT			MERIT Project	DRPT Controlled	Federal %	FY 2024			FY 2025			FY 2026			FY 2027			FY 2028			Total FY 2024 - FY 2028			
						Federal	State	Total	Federal	State	Total	Federal	State	Total	Federal	State	Total	Federal	State	Total	Federal	State	Total	
City of Suffolk - Suffolk Transit																								
Replacement - Small-size, light-duty Bus/BOC; 4 yr/100k mi	SGR	No	80%	352	70	440	264	53	330	266	53	333	238	48	298	641	128	801	1,762	352	2,202			
Construction of Admin Building (Operations Facility)	MIN	No	80%	-	-	-	-	-	-	1,464	293	1,830	-	-	-	-	-	-	1,464	293	1,830			
Transit Infrastructure (Bus Pull-out)	MIN	No	80%	-	-	-	-	-	-	698	140	872	-	-	-	-	-	-	698	140	872			
Expansion - Small, Light-duty Van with lift; 4 yr/100k mi	MIN	No	80%	-	-	-	-	-	-	-	-	-	-	-	256	51	320	256	51	320				
Expansion - Medium-size, light-duty Bus/BOC; 5 yr/150k mi	MIN	No	80%	-	-	-	-	-	-	244	49	305	-	-	-	-	-	-	244	49	305			
Expansion - Small-size, light-duty Bus/BOC; 4 yr/100k mi	MIN	No	80%	88	18	110	-	-	-	88	18	110	-	-	-	-	-	-	176	35	220			
Replacement - Small, Light-duty Minivan with ramp; 4 yr/100k mi	SGR	No	80%	-	-	-	32	6	40	32	6	40	-	-	-	-	-	-	64	13	80			
Transit Infrastructure (Passenger Amenities)	MIN	No	80%	12	2	15	12	2	15	12	2	15	12	2	15	12	2	15	60	12	75			
Force Account Construction (Sidewalks & Concrete Pads)	MIN	No	80%	12	2	15	12	2	15	12	2	15	12	2	15	12	2	15	60	12	75			
Engineering & Design of Admin Facility (Operations Facility)	MIN	No	80%	-	-	-	48	10	60	-	-	-	-	-	-	-	-	-	48	10	60			
Totals:				464	93	580	368	74	460	2,816	563	3,520	262	52	328	921	184	1,151	4,831	966	6,039			
Greenville County																								
Replacement - Medium-size, light-duty Bus/BOC; 5 yr/150k mi	SGR	Yes	80%	88	18	110	-	-	-	-	-	-	-	-	100	20	125	188	38	235				
Transit Infrastructure (Bus Shelters)	MIN	Yes	80%	33	7	41	35	7	44	38	8	48	42	8	53	-	-	-	149	30	186			
Replacement - Medium-size, light-duty Bus/BOC; 5 yr/150k mi	SGR	Yes	80%	-	-	-	80	16	100	-	-	-	-	-	-	-	-	-	80	16	100			
Totals:				121	24	151	115	23	144	38	8	48	42	8	53	100	20	125	417	83	521			
Hampton Roads Transit																								
Replacement - Large, heavy-duty 35'-40' bus: 12 yr/500k mi	SGR	No	28%	1,413	3,432	5,047	-	-	-	-	-	-	466	1,132	1,664	4,441	10,784	15,859	6,320	15,348	22,570			
Rehabilitate/Rebuild Rail Cars or Locomotives (LR02 - LRT SGR)	SGR	No	28%	604	1,467	2,157	610	1,480	2,177	626	1,519	2,234	675	1,638	2,409	681	1,654	2,432	3,195	7,758	11,409			
Mid-life Overhaul/Rebuild - Repower Heavy Duty Large Bus	SGR	No	28%	524	1,273	1,872	765	1,858	2,733	642	1,560	2,294	206	500	736	489	1,188	1,747	2,627	6,380	9,382			
Transit Infrastructure (LR01 - Light Rail Right-of-Way SGR)	SGR	No	28%	92	223	328	97	236	347	435	1,055	1,552	971	2,358	3,468	1,000	2,429	3,572	2,595	6,302	9,267			
Replacement - Small, Light-duty Van with lift; 4 yr/100k mi	SGR	No	28%	726	1,763	2,593	336	815	1,199	387	939	1,381	208	505	743	564	1,370	2,015	2,221	5,393	7,931			
Vehicle Support Equipment (LR06 - Tide SCADA System Upgrade)	SGR	No	28%	-	-	-	-	-	-	-	-	-	1,936	4,702	6,914	-	-	-	1,936	4,702	6,914			
Rehab/Renovation of Customer Facility (EF10 - Evelyn T Butts Ctr.)	SGR	No	25%	1,530	4,162	6,121	-	-	-	-	-	-	-	-	-	-	-	-	1,530	4,162	6,121			
Rehab/Renovation of Customer Facility (EF13 - Robert Hall Ctr.)	SGR	No	25%	1,452	3,950	5,809	-	-	-	-	-	-	-	-	-	-	-	-	1,452	3,950	5,809			
ADP Hardware - Operations (IT07 - Passenger Info Displays)	SGR	No	24%	-	-	-	-	-	-	-	-	-	1,043	2,955	4,346	-	-	-	1,043	2,955	4,346			
ADP Software - Operations (IT01 - HASTUS)	SGR	No	14%	246	1,195	1,757	-	-	-	-	-	-	-	-	-	276	1,341	1,972	522	2,536	3,729			
Transit Infrastructure (LR48 - NFT Foundation Repair)	SGR	No	28%	-	-	-	51	123	181	807	1,960	2,882	-	-	-	-	-	-	858	2,083	3,063			
ADP Hardware - Operations (IT05 - Client Technology Systems)	SGR	No	28%	241	585	860	134	324	477	62	151	222	78	189	278	290	704	1,036	804	1,954	2,873			
Transit Infrastructure (LR04 - Light Rail Station Upgrades)	SGR	No	28%	9	21	31	170	413	607	307	746	1,097	20	50	73	277	673	989	783	1,902	2,797			
ADP Software - Operations (IT22 - EAM System)	SGR	No	28%	-	-	-	-	-	-	733	1,780	2,618	-	-	-	-	-	-	733	1,780	2,618			
ADP Hardware - Operations (IT03 - Large Technology Infrastructure)	SGR	No	28%	-	-	-	42	103	151	-	-	-	268	650	956	326	793	1,166	636	1,546	2,273			
Technology/Equipment - ITS - On Board (IT18 - CAD/AVL System)	SGR	No	28%	-	-	-	527	1,280	1,883	-	-	-	-	-	-	-	-	-	527	1,280	1,883			
ADP Software - Operations (IT42 - IT Security Systems)	SGR	No	28%	-	-	-	-	-	-	254	617	908	259	628	924	-	-	-	513	1,246	1,832			
Technology/Equipment - Cyber Security (IT37 - ICS Cyber Security)	SGR	No	28%	-	-	-	-	-	-	-	-	-	487	1,183	1,739	-	-	-	487	1,183	1,739			
Technology/Equipment - Technology Planning (IT30)	MIN	No	0%	-	321	472	-	-	-	-	-	-	-	-	-	-	-	-	-	996	1,464			
Transfer Center Update (EF11 - Silverleaf Transfer Center)	SGR	No	28%	-	-	-	-	-	-	-	-	-	-	-	380	922	1,356	380	922	1,356				
Transit Infrastructure (LR50 - Smith Creek Bridge)	SGR	No	28%	84	203	299	86	209	307	89	216	317	91	222	326	-	-	-	350	849	1,249			
Surveillance / Security Equipment (IT12 - Onboard Network Infra.)	SGR	No	28%	55	133	196	-	-	-	38	91	134	-	-	-	232	563	828	324	787	1,158			
Rehab/Renovation of Customer Facility (EF05 - Newport News Ctr.)	SGR	No	28%	321	780	1,147	-	-	-	-	-	-	-	-	-	-	-	-	321	780	1,147			
Surveillance / Security Equipment (Access Control System)	SGR	No	28%	-	-	-	-	-	-	135	327	481	137	333	489	-	-	-	272	660	970			
Rehab/Renovation of Customer Facility (EF06 - Hampton Transit Ctr.)	SGR	No	28%	253	614	903	-	-	-	-	-	-	-	-	-	-	-	-	253	614	903			
ADP Software - Operations (SS17 - Safety Management System)	MIN	No	28%	236	573	843	-	-	-	-	-	-	-	-	-	-	-	-	236	573	843			
Surveillance / Security Equipment (SS01 - Bus Video Recording)	SGR	No	28%	-	-	-	-	-	-	-	-	-	198	480	706	-	-	-	198	480	706			
Replacement - Support Vehicle	SGR	No	28%	25	61	89	46	112	164	30	73	107	-	-	-	78	189	278	179	434	638			
Surveillance / Security Equipment (SS15 - Video Surveillance)	SGR	No	28%	-	-	-	29	71	104	-	-	-	52	126	185	97	237	348	178	433	637			
Transit Infrastructure (EF04 - HRT Paving Program)	SGR	No	28%	174	424	623	-	-	-	-	-	-	-	-	-	-	-	-	174	424	623			
Mid-life Overhaul/Rebuild - Light Duty, Medium BOC	SGR	No	28%	90	218	321	-	-	-	76	184	271	-	-	-	-	-	-	166	403	592			
Expansion - Small, Light-duty Van with lift; 4 yr/100k mi	MIN	No	28%	-	-	-	-	-	-	-	-	-	-	-	144	350	514	144	350	514				
ADP Hardware - Operations (IT06 - Passenger Info Displays)	SGR	No	28%	-	-	-	-	-	-	-	-	-	106	258	380	-	-	-	106	258	380			
Other (IT32 - Innovation Initiative)	MIN	No	0%	-	78	114	-	84	124	-	91	134	-	-	-	-	-	-	-	253	372			
ADP Software - Operations (IT23 - EAM Tech. Asset Inventory)	MIN	No	28%	101	245	361	-	-	-	-	-	-	-	-	-	-	-	-	101	245	361			
Vehicle Support Equipment (IT21 - Upgrade TVM Pin Pads)	SGR	No	28%	-	-	-	-	-	-	98	239	351	-	-	-	-	-	-	98	239	351			
ADP Hardware - Operations (IT36 - Digital Signage System)	SGR	No	28%	34	82	121	-	-	-	-	-	-	-	-	-	36	87	128	70	169	249			
Other (LR05 - Light Rail Cab Signaling Study)	MIN	No	28%	50	122	180	-	-	-	-	-	-	-	-	-	-	-	-	50	122	180			
Rehab/Renovation of Customer Facility (EF07 - Wards Corner)	SGR	No	28%	-	-	-	46	112	164	-	-	-	-	-	-	-	-	-	46	112	164			
ADP Software - Operations	SGR	No	28%	35	85	125	-	-	-	-	-	-	-	-	-	-	-	-	35	85	125			
Surveillance / Security Equipment (SS02 - LRT Recording Equip.)	SGR	No	28%	-	-	-	-	-	-	-	-	-	34	83	122	-	-	-	34	83	122			
ADP Software - Operations (IT43 - Contract & Vendor Mgmt)	SGR	No	28%	-	-	-	-	-	-	-	-	-	30	73	108	-	-	-	30	73	108			
ADP Hardware - Operations (IT29 - INT Light Rail APC System)	SGR	No	28%	-	-	-	-	-	-	-	-	-	30	72	106	-	-	-	30	72	106			
Surveillance / Security Equipment (SS18 - Light Rail Cab Cameras)</																								

FY2023-2028 Six-Year Improvement Program
 FY23 FINAL

RAIL & PUBLIC TRANSPORTATION

NVTC - Fairfax County																						
Replacement - Large, heavy-duty 35'-40' bus: 12 yr/500k mi	SGR	No	0%	-	13,861	20,384	-	14,542	21,386	-	12,361	18,178	-	18,492	27,194	-	17,576	25,847	-	76,833	112,989	
Transit Infrastructure (Richmond Highway BRT)	MAJ	No	0%	-	8,160	12,000	-	8,160	12,000	-	-	-	-	-	-	-	-	-	-	16,320	24,000	
Rehabilitate/Rebuild - Rehabilitation of Heavy Duty Large Bus	SGR	No	0%	-	2,094	3,080	-	2,468	3,630	-	1,496	2,200	-	1,571	2,310	-	1,795	2,640	-	9,425	13,860	
Vehicle Support Equipment (SmarTrip Updates)	MAJ	No	0%	-	1,428	2,100	-	3,060	4,500	-	3,060	4,500	-	-	-	-	-	-	-	7,548	11,100	
Transit Infrastructure (Bus Stop/Shelter & Safety Program)	SGR	No	0%	-	816	1,200	-	816	1,200	-	816	1,200	-	816	1,200	-	816	1,200	-	4,080	6,000	
3rd Party Project Management	SGR	No	0%	-	442	650	-	442	650	-	442	650	-	442	650	-	442	650	-	2,210	3,250	
Rehab/Renovation of Customer Facility (Tysons West Park Transit Ctr.)	SGR	No	0%	-	1,224	1,800	-	-	-	-	-	-	-	-	-	-	-	-	-	1,224	1,800	
Shop Equipment (Tools & Shop Equipment)	SGR	No	0%	-	204	300	-	204	300	-	204	300	-	204	300	-	204	300	-	1,020	1,500	
Replacement - Support Vehicle; 4 yr/100k mi	SGR	No	0%	-	85	125	-	85	125	-	85	125	-	85	125	-	85	125	-	425	625	
Totals:					28,315	41,639		29,778	43,791		18,464	27,153		21,610	31,779		20,918	30,762		119,084	175,124	
NVTC - VRE																						
Rehab/Renovation of Rail Related Facilities (Washington Union Station)	SGR	No	62%	6,200	3,400	10,000	6,200	3,400	10,000	-	-	-	-	-	-	-	-	-	-	12,400	6,800	20,000
Construction of Rail Related Facilities (L'Enfant Station)	SGR	No	80%	9,788	1,958	12,235	-	-	-	-	-	-	-	-	-	-	-	-	-	9,788	1,958	12,235
Rehabilitate/Rebuild Rail Cars or Locomotives (Equipment Asset Mgmt.)	SGR	No	80%	1,494	299	1,867	1,672	334	2,090	2,930	586	3,662	713	143	891	-	-	-	-	6,808	1,362	8,510
Debt Service for Rail Projects (60 Cab Cars)	SGR	No	80%	-	-	-	-	-	-	-	-	-	3,355	671	4,194	3,352	670	4,190	-	6,707	1,341	8,384
Construction of Customer Facility (Franconia-Springfield Station)	SGR	No	80%	4,272	854	5,340	921	184	1,151	-	-	-	-	-	-	-	-	-	-	5,193	1,039	6,491
Other	SGR	No	80%	84	17	105	84	17	105	84	17	105	84	17	105	84	17	105	-	420	84	525
Totals:				21,838	6,528	29,547	8,877	3,935	13,346	3,014	603	3,767	4,152	830	5,190	3,436	687	4,295		41,316	12,583	56,145
PRTC																						
Replacement - Large, heavy-duty 45' Bus; 12 yr/500k mi	SGR	No	0%	-	7,815	11,492	-	7,111	10,457	-	2,297	3,378	-	-	-	-	4,238	6,232	-	21,460	31,559	
Replacement - Large, heavy-duty 45' Bus; 12 yr/500k mi	MAJ	No	0%	-	6,251	9,193	-	5,470	8,044	-	3,446	5,068	-	-	-	-	-	-	-	15,167	22,305	
Rehabilitate/Rebuild - Rehabilitation of Heavy Duty Large Bus	SGR	Yes	0%	-	-	-	-	1,180	1,735	-	-	-	-	3,121	4,590	-	3,550	5,221	-	7,851	11,546	
Replacement - Medium-size, medium-duty Bus/BOC; 7 yr/200k mi	SGR	No	0%	-	2,519	3,704	-	-	-	-	2,777	4,084	-	-	-	-	-	-	-	5,296	7,788	
Replacement - Large, heavy-duty 35'-40' bus: 12 yr/500k mi	MIN	No	0%	-	-	-	-	882	1,297	-	925	1,361	-	972	1,429	-	-	-	-	2,779	4,087	
Replacement - Small, Light-duty Van with lift; 4 yr/100k mi	MIN	No	0%	-	462	680	-	162	238	-	170	250	-	-	-	-	-	-	-	794	1,168	
Spare Parts / Assoc. Capital Maintenance Items (Line Inspections)	SGR	No	0%	-	-	-	-	117	172	-	-	-	-	309	454	-	351	516	-	777	1,142	
Replacement - Large, heavy-duty 35'-40' bus: 12 yr/500k mi	SGR	No	0%	-	551	810	-	-	-	-	-	-	-	-	-	-	-	-	-	551	810	
Replacement - Small, Light-duty Van with lift; 4 yr/100k mi	SGR	No	0%	-	-	-	-	162	238	-	-	-	-	-	-	-	281	413	-	443	651	
Rehabilitate/Rebuild - Rehabilitation of Heavy Duty Large Bus	SGR	Yes	0%	-	74	109	-	78	115	-	82	121	-	86	127	-	90	133	-	411	605	
Fare Collection Equipment (Fareboxes)	SGR	No	0%	-	61	90	-	65	95	-	68	100	-	71	105	-	75	110	-	340	500	
Rehabilitate/Rebuild - Rehabilitation of Heavy Duty Large Bus	SGR	Yes	0%	-	33	49	-	70	103	-	74	109	-	78	114	-	82	120	-	337	495	
Replacement - Support Vehicle; 4 yr/100k mi	SGR	No	0%	-	38	56	-	-	-	-	75	111	-	-	-	-	-	-	-	114	167	
Surveillance / Security Equipment	SGR	No	80%	27	5	34	28	6	35	-	-	-	-	-	-	-	-	-	55	11	69	
Rehabilitate/Rebuild - Rehabilitation of Heavy Duty Large Bus	SGR	No	0%	-	7	11	-	8	12	-	8	12	-	9	13	-	9	13	-	41	61	
Spare Parts / Assoc. Capital Maintenance Items (Warranties - Engines)	SGR	No	0%	-	3	5	-	7	10	-	7	11	-	7	11	-	8	12	-	33	49	
Totals:				27	17,821	26,233	28	15,316	22,551		9,931	14,605		4,653	6,843		8,684	12,770		55	56,405	83,002
NORTHERN VIRGINIA DISTRICT TOTALS					21,865	88,935	150,761	8,905	65,755	104,284	3,014	53,261	81,205	4,152	56,888	87,627	3,436	33,738	52,899	41,371	298,576	476,776

FY2023-2028 Six-Year Improvement Program
FY23 FINAL

RAIL & PUBLIC TRANSPORTATION

RICHMOND DISTRICT				FY 2024			FY 2025			FY 2026			FY 2027			FY 2028			Total FY 2024 - FY 2028		
MERIT Project	DRPT Controlled	Federal %	Federal	State	Total	Federal	State	Total	Federal	State	Total	Federal	State	Total	Federal	State	Total	Federal	State	Total	
City of Petersburg																					
Construction of Maint Facility	MAJ	No	28%	-	-	840	2,040	3,000	-	-	-	-	-	-	840	2,040	3,000	840	2,040	3,000	
Engineering & Design of Maint Facility (Feasibility Study)	MIN	No	28%	140	340	-	-	-	-	-	-	-	-	-	140	340	500	140	340	500	
Replacement - Medium-size, medium-duty Bus/BOC; 7 yr/200k mi	SGR	No	28%	-	-	-	-	-	91	220	324	-	-	-	91	220	324	91	220	324	
Vehicle Support Equipment (AVL System)	MIN	No	28%	-	-	56	136	200	-	-	-	-	-	-	56	136	200	56	136	200	
Replacement - Medium-size, medium-duty Bus/BOC; 7 yr/200k mi	SGR	No	28%	19	46	19	46	68	-	-	-	-	-	-	19	46	68	19	46	68	
Shop Equipment	SGR	No	28%	-	-	25	61	90	-	-	-	-	-	-	25	61	90	25	61	90	
ADP Hardware - Admin	SGR	No	28%	-	-	8	20	30	10	24	35	-	-	-	8	20	30	18	44	65	
Shop Equipment	MIN	No	28%	-	-	-	-	-	14	34	50	-	-	-	14	34	50	14	34	50	
Surveillance / Security Equipment	MIN	No	28%	-	-	-	-	-	11	27	40	-	-	-	11	27	40	11	27	40	
Vehicle Support Equipment	SGR	No	28%	-	-	10	25	37	-	-	-	-	-	-	10	25	37	10	25	37	
Vehicle Support Equipment	MIN	No	28%	6	14	-	-	-	-	-	-	-	-	-	6	14	20	6	14	20	
Totals:				165	400	588	959	2,329	3,425	126	305	449	-	-	1,249	3,034	4,462	1,249	3,034	4,462	
Greater Richmond Transit Company																					
Transit Infrastructure (North/South BRT)	MAJ	No	46%	-	-	-	-	-	18,860	20,500	41,000	18,860	20,500	41,000	18,860	20,500	41,000	56,580	61,500	123,000	
Transit Infrastructure (Short Pump BRT)	MAJ	No	46%	-	-	9,997	10,867	21,733	10,181	11,067	22,133	10,181	11,067	22,133	-	-	-	30,360	33,000	65,999	
Replacement - Large, heavy-duty 35'-40' bus: 12 yr/500k mi	SGR	No	28%	1,344	3,264	3,024	7,344	10,800	4,032	9,792	14,400	672	1,632	2,400	3,024	7,344	10,800	12,096	29,376	43,200	
Rehab/Renovation of Admin/Maint Facility (Master Plan Changes)	SGR	No	46%	-	-	3,373	3,667	7,333	3,373	3,667	7,333	3,373	3,667	7,333	-	-	-	10,120	11,000	21,999	
Transit Infrastructure (Dedicated Lane Conversion)	MAJ	No	46%	-	-	5,980	6,500	13,000	460	500	1,000	460	500	1,000	-	-	-	6,900	7,500	15,000	
Replacement - Small, Light-duty Van with lift; 4 yr/100k mi	SGR	No	28%	741	1,799	998	2,424	3,565	483	1,173	1,725	998	2,424	3,565	386	938	1,380	3,606	8,758	12,880	
ADP Software - Operations	SGR	No	28%	178	431	181	439	646	193	469	689	188	457	672	196	476	700	935	2,272	3,341	
Shop Equipment (Maintenance Equipment)	SGR	No	28%	157	382	178	431	634	151	367	540	175	424	624	140	340	500	801	1,945	2,860	
ADP Software - Admin (Admin Support)	SGR	No	28%	165	400	142	345	507	142	345	507	142	345	507	142	345	507	732	1,779	2,616	
Transit Infrastructure (Bus Stop Improvements)	SGR	No	28%	143	347	143	347	511	143	347	511	143	347	511	143	347	511	715	1,737	2,555	
ADP Hardware - Operations	SGR	No	28%	476	1,156	35	85	125	39	95	140	43	105	155	45	109	160	638	1,550	2,280	
Transit Infrastructure (Park & Ride - Phase 3)	SGR	No	28%	155	377	155	377	554	-	-	-	-	-	-	-	-	-	310	753	1,108	
Replacement - Support Vehicle; 4 yr/100k mi	SGR	No	28%	206	500	53	129	190	22	53	78	-	-	-	-	-	-	281	682	1,003	
Real Estate - Demolition (Church Property/Lot)	SGR	No	28%	238	578	-	-	-	-	-	-	-	-	-	-	-	-	238	578	850	
3rd Party Project Management (Dedicated Lane Study/Prelim Eng)	MIN	No	28%	204	496	-	-	-	-	-	-	-	-	-	-	-	-	204	496	730	
Surveillance / Security Equipment (Security Equipment)	SGR	No	28%	36	88	36	88	130	36	88	130	36	88	130	36	88	130	182	442	650	
Rehab/Renovation of Admin/Maint Facility (Building Facility Maint.)	SGR	No	28%	49	119	60	146	215	-	-	-	42	102	150	-	-	-	151	367	540	
Transit Infrastructure (Pulse - Dedicated Lane Conversion)	MAJ	No	46%	184	200	-	-	-	-	-	-	-	-	-	-	-	-	184	200	400	
Transit Infrastructure (23rd & Franklin Transfer Center)	MIN	No	28%	28	68	-	-	-	-	-	-	-	-	-	-	-	-	28	68	100	
Totals:				4,304	10,206	15,114	24,356	33,189	59,943	38,116	48,463	90,186	35,314	41,659	80,180	22,973	30,488	125,063	164,004	301,111	
RICHMOND DISTRICT TOTALS				4,469	10,605	15,702	25,315	35,518	63,368	38,242	48,768	90,635	35,314	41,659	80,180	22,973	30,488	55,688	126,312	167,038	305,573
SALEM DISTRICT																					
MERIT Project	DRPT Controlled	Federal %	Federal	State	Total	Federal	State	Total	Federal	State	Total	Federal	State	Total	Federal	State	Total	Federal	State	Total	
City of Radford																					
Construction of Admin Facility (Design & Construction)	MAJ	Yes	28%	-	-	1,680	4,080	6,000	1,680	4,080	6,000	-	-	-	3,360	8,160	12,000	3,360	8,160	12,000	
Replacement - Medium-size, medium-duty Bus/BOC; 7 yr/200k mi	SGR	Yes	28%	-	-	151	367	540	403	979	1,440	-	-	-	554	1,346	1,980	554	1,346	1,980	
Replacement - Large, heavy-duty 35'-40' bus: 12 yr/500k mi	SGR	Yes	28%	-	-	-	-	-	269	653	960	-	-	-	269	653	960	269	653	960	
Replacement - Support Vehicle; 4 yr/100k mi	SGR	Yes	28%	-	-	-	-	-	-	-	-	22	54	80	11	27	40	34	82	120	
Vehicle Support Equipment (Miscellaneous Maintenance Items)	SGR	Yes	28%	10	24	-	-	-	-	-	-	-	-	-	10	24	35	10	24	35	
Totals:				10	24	1,831	4,447	6,540	2,352	5,712	8,400	22	54	80	11	27	40	4,227	10,265	15,095	
Greater Roanoke Transit Company																					
Replacement - Large, heavy-duty 35'-40' bus: 12 yr/500k mi	SGR	No	28%	-	-	-	-	-	1,386	3,366	4,950	-	-	-	1,386	3,366	4,950	1,386	3,366	4,950	
Transit Infrastructure (Passenger Amenities)	SGR	No	28%	140	340	140	340	500	-	-	-	70	170	250	70	170	250	420	1,020	1,500	
Construction of Maint Facility (Bus Parking Lot)	MIN	No	28%	280	680	-	-	-	-	-	-	-	-	-	280	680	1,000	280	680	1,000	
Rehab/Renovation of Admin/Maint Facility (Transfer Center)	SGR	No	28%	70	170	70	170	250	-	-	-	70	170	250	70	170	250	280	680	1,000	
Replacement - Small-size, light-duty Bus/BOC; 4 yr/100k mi	SGR	No	28%	90	218	-	-	-	-	-	-	112	272	400	-	-	-	202	490	720	
Other	SGR	No	28%	4	10	4	10	15	4	10	15	32	78	115	4	10	15	49	119	175	
ADP Hardware - Admin (ADP Replacement)	SGR	No	28%	7	17	-	-	-	-	-	-	8	20	30	-	-	-	15	37	55	
ADP Software - Admin (ADP Replacement)	SGR	No	28%	3	7	-	-	-	-	-	-	8	20	30	-	-	-	11	27	40	
Facility Equipment - Mechanical Equipment (Shop Equipment)	SGR	No	28%	-	-	-	-	-	-	-	-	7	16	24	-	-	-	7	16	24	
Totals:				594	1,442	2,120	214	520	765	1,390	3,376	4,965	308	747	1,099	144	350	515	2,650	6,436	9,464
Pulaski Area Transit																					
Replacement - Small-size, light-duty Bus/BOC; 4 yr/100k mi	SGR	Yes	80%	112	22	56	11	70	112	22	140	112	22	140	64	13	80	456	91	570	
Totals:				112	22	56	11	70	112	22	140	112	22	140	64	13	80	456	91	570	

FY2023-2028 Six-Year Improvement Program
FY23 FINAL

RAIL & PUBLIC TRANSPORTATION

STAUNTON DISTRICT			MERIT Project	DRPT Controlled	Federal %	FY 2024			FY 2025			FY 2026			FY 2027			FY 2028			Total FY 2024 - FY 2028		
						Federal	State	Total	Federal	State	Total	Federal	State	Total	Federal	State	Total	Federal	State	Total	Federal	State	Total
Central Shenandoah Planning District Commission																							
Force Account Capital Cost of Contracting (Urban)	SGR	No	80%	523	105	654	537	107	671	665	133	831	685	137	856	702	140	878	3,112	622	3,890		
Force Account Capital Cost of Contracting (Rural)	MIN	Yes	80%	397	79	496	408	82	510	426	85	532	440	88	550	452	90	565	2,122	424	2,653		
ADP Software - Operations (ITS Phase II)	MIN	No	80%	-	-	-	118	24	147	-	-	-	21	4	26	-	-	-	138	28	173		
ADP Software - Operations (ITS Phase II)	MIN	Yes	80%	-	-	-	53	11	66	-	-	-	10	2	12	-	-	-	62	12	78		
Totals:				920	184	1,150	1,115	223	1,394	1,090	218	1,363	1,155	231	1,444	1,154	231	1,443	5,435	1,087	6,794		
City of Harrisonburg Dept. of Public Transportation																							
Replacement - Large, heavy-duty 35'-40' bus: 12 yr/500k mi	SGR	No	80%	-	-	-	2,100	420	2,625	1,760	352	2,200	-	-	-	3,826	765	4,782	7,686	1,537	9,607		
Technology/Equipment - ITS - On Board Systems (ITS Equipment)	SGR	No	80%	-	-	-	-	-	-	-	-	-	1,391	278	1,739	160	32	200	1,551	310	1,939		
Replacement - Medium-size, medium-duty Bus/BOC; 7 yr/200k mi	SGR	No	80%	192	38	240	-	-	-	-	-	-	192	38	240	-	-	-	384	77	480		
Expansion - Small-size, heavy-duty Bus/BOC; 10 yr/350k mi	MIN	No	80%	-	-	-	-	-	-	-	-	-	-	-	-	98	20	123	98	20	123		
Transit Infrastructure (Bus Shelters)	MIN	No	80%	-	-	-	-	-	-	-	-	-	-	-	-	68	14	85	68	14	85		
Construction Admin/Maint Facility (Vehicle Lifts)	MIN	No	80%	38	8	47	-	-	-	-	-	-	-	-	-	-	-	-	38	8	47		
Vehicle Support Equipment (Radios)	SGR	No	80%	-	-	-	-	-	-	12	2	15	-	-	-	-	-	-	12	2	15		
Totals:				230	46	287	2,100	420	2,625	1,772	354	2,215	1,583	317	1,979	4,152	830	5,190	9,837	1,967	12,296		
City of Winchester																							
Rehab/Renovation of Maint Facility	SGR	No	80%	4,000	800	5,000	-	-	-	-	-	-	-	-	-	-	-	-	4,000	800	5,000		
Replacement - Small-size, light-duty Bus/BOC; 4 yr/100k mi	SGR	No	80%	420	84	525	280	56	350	-	-	-	1,120	224	1,400	480	96	600	2,300	460	2,875		
Technology/Equipment - ITS - On Board (Stop Announcement System)	SGR	No	80%	80	16	100	-	-	-	-	-	-	-	-	-	-	-	-	80	16	100		
Transit Infrastructure (Bus Shelters & Amenities)	SGR	No	80%	-	-	-	-	-	-	24	5	30	-	-	-	-	-	-	24	5	30		
Transit Infrastructure (Bus Stop Signs)	SGR	No	80%	16	3	20	-	-	-	-	-	-	-	-	-	-	-	-	16	3	20		
Totals:				4,516	903	5,645	280	56	350	24	5	30	1,120	224	1,400	480	96	600	6,420	1,284	8,025		
STAUNTON DISTRICT TOTALS						5,666	1,133	7,082	3,495	699	4,369	2,886	577	3,608	3,858	772	4,823	5,786	1,157	7,233	21,692	4,338	27,115

MULTI-DISTRICT			MERIT Project	DRPT Controlled	Federal %	FY 2024			FY 2025			FY 2026			FY 2027			FY 2028			Total FY 2024 - FY 2028		
						Federal	State	Total	Federal	State	Total	Federal	State	Total	Federal	State	Total	Federal	State	Total	Federal	State	Total
Bay Aging																							
Replacement - Medium-size, medium-duty Bus/BOC; 7 yr/200k mi	SGR	Yes	80%	714	143	893	647	129	809	661	132	826	674	135	842	773	155	966	3,469	694	4,336		
ADP Hardware	SGR	Yes	80%	-	-	-	14	3	18	13	3	16	14	3	17	14	3	17	54	11	68		
Transit Infrastructure (Bus Shelters)	MIN	Yes	80%	-	-	-	28	6	35	-	-	-	-	-	-	19	4	24	47	9	59		
IT - ADP Software	MIN	Yes	80%	11	2	14	-	-	-	-	-	-	-	-	-	-	-	-	11	2	14		
Shop Equipment	SGR	Yes	80%	-	-	-	8	2	10	-	-	-	-	-	-	-	-	-	8	2	10		
IT - ADP Software	MIN	Yes	80%	2	0	3	-	-	-	-	-	-	-	-	-	-	-	-	2	0	3		
Totals:				728	146	910	698	140	872	674	135	842	687	137	859	806	161	1,007	3,592	718	4,490		
JAUNT, Inc.																							
ADP Software - Admin (3 Applications)	MIN	Yes	80%	46	9	58	-	-	-	-	-	-	-	-	-	-	-	-	46	9	58		
Surveillance / Security Equipment (Building Access Control System)	SGR	Yes	80%	20	4	25	-	-	-	-	-	-	-	-	-	-	-	-	20	4	25		
ADP Software - Operations (Scheduling & Fleet Management)	SGR	Yes	80%	-	-	-	600	120	750	-	-	-	-	-	-	-	-	-	600	120	750		
ADP Software - Operations (On-Dem& Mobility)	MIN	Yes	80%	200	40	250	-	-	-	-	-	-	-	-	200	40	250	400	80	500			
Vehicle Support Equipment (Automatic Vehicle Location System)	MIN	Yes	80%	316	63	395	-	-	-	-	-	-	-	-	-	-	-	-	316	63	395		
Technology/Equipment - ITS - On Board Systems (APCs)	SGR	Yes	80%	-	-	-	-	-	-	-	-	-	-	-	-	112	22	140	112	22	140		
ADP Hardware - Admin (Trapeze Servers Replacement)	SGR	Yes	80%	85	17	106	-	-	-	-	-	-	-	-	-	-	-	-	85	17	106		
ADP Hardware - Admin (Workstation Replacements)	SGR	Yes	80%	29	6	36	-	-	-	-	-	-	-	-	27	5	34	56	11	70			
ADP Hardware - Admin (Server Replacements)	SGR	Yes	80%	-	-	-	35	7	44	-	-	-	-	-	19	4	24	54	11	68			
ADP Software - Operations (Office 365)	SGR	Yes	80%	-	-	-	26	5	33	-	-	-	-	-	26	5	33	53	11	66			
Technology/Equipment - ITS - On Board Systems (Tablets & Cradles)	SGR	Yes	80%	-	-	-	53	11	66	-	-	-	-	-	-	-	-	-	53	11	66		
ADP Software - Operations (Mitel Cloud Phone System)	SGR	Yes	80%	-	-	-	-	-	-	48	10	60	-	-	-	-	-	-	48	10	60		
ADP Hardware - Admin (Multi-Function Printer)	SGR	Yes	80%	22	4	28	-	-	-	-	-	-	-	-	24	5	30	46	9	58			
ADP Hardware - Operations (Laptop Replacements)	SGR	Yes	80%	25	5	31	-	-	-	10	2	13	10	2	13	-	-	-	46	9	57		
ADP Hardware - Operations (Workstation Replacements)	SGR	Yes	80%	-	-	-	-	-	-	14	3	18	14	3	18	-	-	-	29	6	36		
ADP Software - Operations (Fleetio)	SGR	Yes	80%	-	-	-	-	-	-	28	6	35	-	-	-	-	-	-	28	6	35		
ADP Software - Operations (Tableau)	SGR	Yes	80%	-	-	-	-	-	-	24	5	30	-	-	-	-	-	-	24	5	30		
ADP Hardware - Admin (Laptop Replacements)	SGR	Yes	80%	4	1	5	-	-	-	-	-	-	14	3	18	4	1	5	22	4	28		
ADP Software - Admin (Server Backup)	SGR	Yes	80%	-	-	-	-	-	-	-	-	-	-	-	15	3	19	15	3	19			
ADP Hardware - Admin (Business Intelligence Server Environment)	SGR	Yes	80%	-	-	-	14	3	18	-	-	-	-	-	-	-	-	-	14	3	18		
Technology/Equipment - ITS - On Board Systems (Bus Routers)	SGR	Yes	80%	-	-	-	-	-	-	-	-	-	-	-	12	2	15	12	2	15			
ADP Hardware - Operations (Workstation, Laptop, Tablet)	MIN	Yes	80%	3	1	4	-	-	-	3	1	4	-	-	4	1	5	10	2	13			
ADP Hardware - Operations (Maintenance Tablets)	SGR	Yes	80%	5	1	6	-	-	-	-	-	-	5	1	6	-	-	-	10	2	12		
ADP Software - Operations (Endpoint Security)	SGR	Yes	80%	-	-	-	-	-	-	9	2	11	-	-	-	-	-	-	9	2	11		
ADP Software - Admin (Server Warranty Extensions)	SGR	Yes	80%	-	-	-	-	-	-	-	-	-	-	-	6	1	8	6	1	8			
ADP Hardware - Admin (Switches & Cables)	MIN	Yes	80%	-	-	-	3	1	4	-	-	-	-	-	-	-	-	-	3	1	4		
Vehicle Support Equipment (ADA Vehicle Radios)	MIN	Yes	80%	-	-	-	2	0	3	-	-	-	-	-	-	-	-	-	2	0	3		
Totals:				755	151	944	734	147	918	137	27	171	44	9	55	450	90	563	2,121	424	2,651		

Virginia Shortline Railway Preservation and Development Program

Districts	Project Description	Applicant	Funding Source	Previous Allocations	FY23	FY24	FY25	FY26	FY27	FY28	Total Programmed	
Richmond Culpeper Staunton	Track, Surface and Sub-Surface Improvements Richmond - Alleghany Division	Buckingham Branch Railroad Company Richmond and Alleghany Division		5,400,000								
				State Rail Preservation Funds	3,780,000	-	-	-	-	-	-	3,780,000
				Public or Private Matching Funds	<u>1,620,000</u>	-	-	-	-	-	-	<u>1,620,000</u>
				Total	5,400,000	-	-	-	-	-	-	5,400,000
Lynchburg	Bridge and Track Upgrade	Buckingham Branch Railroad Company Virginia Southern Division		11,088,278								
				State Rail Preservation Funds	7,540,029	-	-	-	-	-	-	7,540,029
				Public or Private Matching Funds	<u>3,548,249</u>	-	-	-	-	-	-	<u>3,548,249</u>
				Total	11,088,278	-	-	-	-	-	-	11,088,278
Lynchburg	Bridge Improvements Buckingham Division	Buckingham Branch Railroad Company		400,000								
				State Rail Preservation Funds	280,000	-	-	-	-	-	-	280,000
				Public or Private Matching Funds	<u>120,000</u>	-	-	-	-	-	-	<u>120,000</u>
Total	400,000	-	-	-	-	-	-	400,000				
Richmond Culpeper Staunton	R&A Division Tie Replacement	Buckingham Branch Railroad Company		10,000,000								
				State Rail Preservation Funds	6,300,000	700,000	-	-	-	-	-	7,000,000
				Public or Private Matching Funds	<u>2,700,000</u>	<u>300,000</u>	-	-	-	-	-	<u>3,000,000</u>
				Total	9,000,000	1,000,000	-	-	-	-	-	10,000,000
Lynchburg	Buckingham Division Tie & Rail Replacement	Buckingham Branch Railroad Company		2,000,000								
				State Rail Preservation Funds	1,400,000	-	-	-	-	-	-	1,400,000
				Public or Private Matching Funds	<u>600,000</u>	-	-	-	-	-	-	<u>600,000</u>
				Total	2,000,000	-	-	-	-	-	-	2,000,000
Richmond Culpeper Staunton	Bridge Upgrades on R&A Division (13)	Buckingham Branch Railroad Company		1,800,000								
				State Rail Preservation Funds	1,260,000	-	-	-	-	-	-	1,260,000
				Public or Private Matching Funds	<u>540,000</u>	-	-	-	-	-	-	<u>540,000</u>
				Total	1,800,000	-	-	-	-	-	-	1,800,000
Culpeper Staunton	Tie Replacement Afton Tunnel - N. Mtn. Div.	Buckingham Branch Railroad Company		1,300,000								
				State Rail Preservation Funds	910,000	-	-	-	-	-	-	910,000
				Public or Private Matching Funds	<u>390,000</u>	-	-	-	-	-	-	<u>390,000</u>
				Total	1,300,000	-	-	-	-	-	-	1,300,000
Culpeper Staunton	Reduction of Ice Formation Afton Tunnel N. Mnt. Div.	Buckingham Branch Railroad Company		350,000								
				State Rail Preservation Funds	245,000	-	-	-	-	-	-	245,000
				Public or Private Matching Funds	<u>105,000</u>	-	-	-	-	-	-	<u>105,000</u>
				Total	350,000	-	-	-	-	-	-	350,000
Lynchburg	Signal System Improvements R&A	Buckingham Branch Railroad Company		475,000								
				State Rail Preservation Funds	332,500	-	-	-	-	-	-	332,500
				Public or Private Matching Funds	<u>142,500</u>	-	-	-	-	-	-	<u>142,500</u>
				Total	475,000	-	-	-	-	-	-	475,000
Lynchburg	Bridge Improvements Va Southern	Buckingham Branch Railroad Company		985,000								
				State Rail Preservation Funds	689,500	-	-	-	-	-	-	689,500
				Public or Private Matching Funds	<u>295,500</u>	-	-	-	-	-	-	<u>295,500</u>
				Total	985,000	-	-	-	-	-	-	985,000
Richmond Culpeper Staunton	Replace Siding & Industry Turnouts on R&A	Buckingham Branch Railroad Company		1,620,000								
				State Rail Preservation Funds	850,500	283,500	-	-	-	-	-	1,134,000
				Public or Private Matching Funds	<u>364,500</u>	<u>121,500</u>	-	-	-	-	-	<u>486,000</u>
				Total	1,215,000	405,000	-	-	-	-	-	1,620,000

Virginia Shortline Railway Preservation and Development Program

Districts	Project Description	Applicant	Funding Source	Previous Allocations	FY23	FY24	FY25	FY26	FY27	FY28	Total Programmed
Richmond Culpeper Staunton	Surface Improvements on Richmond to Alleghany Division - Henrico to Alleghany County	Buckingham Branch Railroad Company		10,000,000							
			State Rail Preservation Funds	3,500,000	1,400,000	1,400,000	700,000	-	-	-	7,000,000
			Public or Private Matching Funds	1,500,000	600,000	600,000	300,000	-	-	-	3,000,000
			Total	5,000,000	2,000,000	2,000,000	1,000,000	-	-	-	10,000,000
Richmond Culpeper Staunton	Tie Replacement Richmond and Alleghany Division - Henrico to Alleghany County	Buckingham Branch Railroad Company		6,000,000							
			State Rail Preservation Funds	700,000	1,400,000	1,400,000	700,000	-	-	-	4,200,000
			Public or Private Matching Funds	300,000	600,000	600,000	300,000	-	-	-	1,800,000
			Total	1,000,000	2,000,000	2,000,000	1,000,000	-	-	-	6,000,000
Richmond	Doswell Transload Site - Hanover County	Buckingham Branch Railroad Company		1,500,000							
			State Rail Preservation Funds	1,050,000	-	-	-	-	-	-	1,050,000
			Public or Private Matching Funds	450,000	-	-	-	-	-	-	450,000
Total	1,500,000	-	-	-	-	-	-	1,500,000			
Lynchburg	Buckingham Transload Site - Buckingham County	Buckingham Branch Railroad Company		875,000							
			State Rail Preservation Funds	612,500	-	-	-	-	-	-	612,500
			Public or Private Matching Funds	262,500	-	-	-	-	-	-	262,500
Total	875,000	-	-	-	-	-	-	875,000			
Staunton	Milboro Tunnel Project - Bath County	Buckingham Branch Railroad Company		400,000							
			State Rail Preservation Funds	280,000	-	-	-	-	-	-	280,000
			Public or Private Matching Funds	120,000	-	-	-	-	-	-	120,000
Total	400,000	-	-	-	-	-	-	400,000			
Lynchburg	New Canton Track Improvements - Buckingham County	Buckingham Branch Railroad Company		500,000							
			State Rail Preservation Funds	350,000	-	-	-	-	-	-	350,000
			Public or Private Matching Funds	150,000	-	-	-	-	-	-	150,000
Total	500,000	-	-	-	-	-	-	500,000			
Hampton Roads	Norfolk Yard Improvements	Buckingham Branch Railroad Company Norfolk Division		2,571,429							
			State Rail Preservation Funds	1,800,000	-	-	-	-	-	-	1,800,000
			Public or Private Matching Funds	771,429	-	-	-	-	-	-	771,429
Total	2,571,429	-	-	-	-	-	-	2,571,429			
Lynchburg	Buckingham Division Bridge Improvements	Buckingham Branch Railroad Company Buckingham Division		1,200,000							
			State Rail Preservation Funds	210,000	210,000	210,000	210,000	-	-	-	840,000
			Public or Private Matching Funds	90,000	90,000	90,000	90,000	-	-	-	360,000
Total	300,000	300,000	300,000	300,000	-	-	-	1,200,000			
Lynchburg	Buckingham Division Track Upgrades	Buckingham Branch Railroad Company Buckingham Division		2,000,000							
			State Rail Preservation Funds	-	350,000	350,000	350,000	350,000	-	-	1,400,000
			Public or Private Matching Funds	-	150,000	150,000	150,000	150,000	-	-	600,000
Total	-	500,000	500,000	500,000	500,000	-	-	2,000,000			
Hampton Roads	Six Year Track and Bridge Rehabilitation Project	Chesapeake and Albemarle Railroad		677,500							
			State Rail Preservation Funds	474,250	-	-	-	-	-	-	474,250
			Public or Private Matching Funds	203,250	-	-	-	-	-	-	203,250
Total	677,500	-	-	-	-	-	-	677,500			

Virginia Shortline Railway Preservation and Development Program

Districts	Project Description	Applicant	Funding Source	Previous Allocations	FY23	FY24	FY25	FY26	FY27	FY28	Total Programmed
Hampton Roads	MP 9.5 Bridge Project	Chesapeake and Albemarle Railroad		901,670							
			State Rail Preservation Funds	-	315,585	315,584	-	-	-	-	631,169
			Public or Private Matching Funds	-	135,251	135,250	-	-	-	-	270,501
			Total	-	450,836	450,834	-	-	-	-	901,670
Hampton Roads	Rail Upgrade Project - Phase 1	Commonwealth Railway, Inc.		1,028,941							
			State Rail Preservation Funds	-	720,259	-	-	-	-	720,259	
			Public or Private Matching Funds	-	308,682	-	-	-	-	308,682	
			Total	-	1,028,941	-	-	-	-	1,028,941	
Hampton Roads	Six-Year Track Infrastructure Rehab Improvement Project	Commonwealth Railway, Inc.		3,713,931							
			State Rail Preservation Funds	2,599,752	-	-	-	-	-	2,599,752	
			Public or Private Matching Funds	1,114,179	-	-	-	-	-	1,114,179	
			Total	3,713,931	-	-	-	-	-	3,713,931	
Hampton Roads	BCR Phase III Upgrades	Delmarva Central Railroad		4,884,877							
			State Rail Preservation Funds	952,185	433,205	894,950	970,024	169,050	-	-	3,419,414
			Public or Private Matching Funds	408,079	185,659	383,550	415,725	72,450	-	-	1,465,463
			Total	1,360,264	618,864	1,278,500	1,385,749	241,500	-	-	4,884,877
Hampton Roads	North Berkley Yard Lead & Switches - Chesapeake & Norfolk	Norfolk Portsmouth Belt Line		2,800,000							
			State Rail Preservation Funds	420,000	-	1,540,000	-	-	-	-	1,960,000
			Public or Private Matching Funds	180,000	-	660,000	-	-	-	-	840,000
			Total	600,000	-	2,200,000	-	-	-	-	2,800,000
Hampton Roads	Programmatic Small Bridge Priority Repairs - Chesapeake	Norfolk Portsmouth Belt Line		650,000							
			State Rail Preservation Funds	280,000	-	175,000	-	-	-	-	455,000
			Public or Private Matching Funds	120,000	-	75,000	-	-	-	-	195,000
			Total	400,000	-	250,000	-	-	-	-	650,000
Hampton Roads	Southern Branch Rehabilitation - Chesapeake	Norfolk Portsmouth Belt Line		3,400,000							
			State Rail Preservation Funds	1,575,000	-	805,000	-	-	-	-	2,380,000
			Public or Private Matching Funds	675,000	-	345,000	-	-	-	-	1,020,000
			Total	2,250,000	-	1,150,000	-	-	-	-	3,400,000
Hampton Roads	Rehabilitate Main Line Bridge Ties and West Approach - Chesapeake & Portsmouth	Norfolk Portsmouth Belt Line		800,000							
			State Rail Preservation Funds	280,000	280,000	-	-	-	-	-	560,000
			Public or Private Matching Funds	120,000	120,000	-	-	-	-	-	240,000
			Total	400,000	400,000	-	-	-	-	-	800,000
Hampton Roads	Programmatic Main Line Bridge Upgrades	Norfolk Portsmouth Belt Line		1,500,000							
			State Rail Preservation Funds	350,000	175,000	175,000	175,000	175,000	-	-	1,050,000
			Public or Private Matching Funds	150,000	75,000	75,000	75,000	75,000	-	-	450,000
			Total	500,000	250,000	250,000	250,000	250,000	-	-	1,500,000
Hampton Roads	Programmatic Rail Infrastructure Upgrades	Norfolk Portsmouth Belt Line		3,000,000							
			State Rail Preservation Funds	280,000	-	280,000	420,000	560,000	560,000	-	2,100,000
			Public or Private Matching Funds	120,000	-	120,000	180,000	240,000	240,000	-	900,000
			Total	400,000	-	400,000	600,000	800,000	800,000	-	3,000,000

Virginia Shortline Railway Preservation and Development Program

Districts	Project Description	Applicant	Funding Source	Previous Allocations	FY23	FY24	FY25	FY26	FY27	FY28	Total Programmed
Hampton Roads	Programmatic Rail Infrastructure Upgrades Project 2023	Norfolk Portsmouth Belt Line		800,000							
			State Rail Preservation Funds		-	-	-	-	-	560,000	560,000
			Public or Private Matching Funds		-	-	-	-	-	240,000	240,000
			Total		-	-	-	-	-	800,000	800,000
Hampton Roads	Six-Year Track Improvement & Upgrade	North Carolina & Virginia RR		1,423,882							
			State Rail Preservation Funds	995,482	-	-	-	-	-	-	995,482
			Public or Private Matching Funds	428,400	-	-	-	-	-	-	428,400
			Total	1,423,882	-	-	-	-	-	-	1,423,882
Staunton	Tie Replacement and Track Bed Repairs	Shenandoah Valley Railroad		198,000							
			State Rail Preservation Funds	138,600	-	-	-	-	-	-	138,600
			Public or Private Matching Funds	59,400	-	-	-	-	-	-	59,400
			Total	198,000	-	-	-	-	-	-	198,000
Staunton	Track Bed Upgrade & Tie Replacement	Shenandoah Valley Railroad		545,200							
			State Rail Preservation Funds	381,640	-	-	-	-	-	-	381,640
			Public or Private Matching Funds	163,560	-	-	-	-	-	-	163,560
			Total	545,200	-	-	-	-	-	-	545,200
Staunton	Six-Year Bridge Upgrade & Repair	Shenandoah Valley Railroad		889,304							
			State Rail Preservation Funds	622,513	-	-	-	-	-	-	622,513
			Public or Private Matching Funds	266,791	-	-	-	-	-	-	266,791
			Total	889,304	-	-	-	-	-	-	889,304
Staunton	Verona Siding Project	Shenandoah Valley Railroad		342,200							
			State Rail Preservation Funds	239,540	-	-	-	-	-	-	239,540
			Public or Private Matching Funds	102,660	-	-	-	-	-	-	102,660
			Total	342,200	-	-	-	-	-	-	342,200
Staunton	Track Bed Upgrade & Replacement MP 21.0-25.0	Shenandoah Valley Railroad		355,453							
			State Rail Preservation Funds	-	248,817	-	-	-	-	-	248,817
			Public or Private Matching Funds	-	106,636	-	-	-	-	-	106,636
			Total	-	355,453	-	-	-	-	-	355,453
Staunton	Keezletown Grade Crossing	Shenandoah Valley Railroad		174,586							
			State Rail Preservation Funds	122,210	-	-	-	-	-	-	122,210
			Public or Private Matching Funds	52,376	-	-	-	-	-	-	52,376
			Total	174,586	-	-	-	-	-	-	174,586
Staunton	Track Bed Upgrade and Tie Replacement - Rockingham & Augusta	Shenandoah Valley Railroad		791,026							
			State Rail Preservation Funds	140,109	-	413,609	-	-	-	-	553,718
			Public or Private Matching Funds	60,047	-	177,261	-	-	-	-	237,308
			Total	200,156	-	590,870	-	-	-	-	791,026
Staunton	ROCCO Track - Classification and Storage Yard - Augusta	Shenandoah Valley Railroad		605,000							
			State Rail Preservation Funds	423,500	-	-	-	-	-	-	423,500
			Public or Private Matching Funds	181,500	-	-	-	-	-	-	181,500
			Total	605,000	-	-	-	-	-	-	605,000

Virginia Shortline Railway Preservation and Development Program

Districts	Project Description	Applicant	Funding Source	Previous Allocations	FY23	FY24	FY25	FY26	FY27	FY28	Total Programmed	
Staunton	Verona Siding North End Switch	Shenandoah Valley Railroad		109,676								
			State Rail Preservation Funds	76,773	-	-	-	-	-	-	76,773	
			Public or Private Matching Funds	<u>32,903</u>	-	-	-	-	-	-	-	<u>32,903</u>
			Total	109,676	-	-	-	-	-	-	-	109,676
Staunton	Bridge 118 Upgrades	Shenandoah Valley Railroad		299,450								
			State Rail Preservation Funds	-	-	209,615	-	-	-	-	209,615	
			Public or Private Matching Funds	-	-	<u>89,835</u>	-	-	-	-	<u>89,835</u>	
			Total	-	-	299,450	-	-	-	-	299,450	
Staunton	Track Bed Upgrade and Tie Replacement MP 9 to MP 13	Shenandoah Valley Railroad		751,406								
			State Rail Preservation Funds	-	-	-	525,984	-	-	-	525,984	
			Public or Private Matching Funds	-	-	-	<u>225,422</u>	-	-	-	<u>225,422</u>	
			Total	-	-	-	751,406	-	-	-	751,406	
Staunton	Tie / Rail Replacement, Surfacing, Crossing	Winchester & Western Railroad		4,134,651								
			State Rail Preservation Funds	2,894,256	-	-	-	-	-	-	2,894,256	
			Public or Private Matching Funds	<u>1,240,395</u>	-	-	-	-	-	-	<u>1,240,395</u>	
			Total	4,134,651	-	-	-	-	-	-	4,134,651	
Staunton	Rail Replacement and Bridge Deck Renewal	Winchester & Western Railroad		3,680,000								
			State Rail Preservation Funds	2,576,000	-	-	-	-	-	-	2,576,000	
			Public or Private Matching Funds	<u>1,104,000</u>	-	-	-	-	-	-	<u>1,104,000</u>	
			Total	3,680,000	-	-	-	-	-	-	3,680,000	
Staunton	Unimin Plant Crossing Road Approaches and Culvert Rehabilitation	Winchester & Western Railroad		385,757								
			State Rail Preservation Funds	270,030	-	-	-	-	-	-	270,030	
			Public or Private Matching Funds	<u>115,727</u>	-	-	-	-	-	-	<u>115,727</u>	
			Total	385,757	-	-	-	-	-	-	385,757	
Staunton	Sandman Subdivision Curve Rail Project	Winchester & Western Railroad		1,347,718								
			State Rail Preservation Funds	-	-	471,701	471,701	-	-	-	943,402	
			Public or Private Matching Funds	-	-	<u>202,158</u>	<u>202,158</u>	-	-	-	<u>404,316</u>	
			Total	-	-	673,859	673,859	-	-	-	1,347,718	
Total Six-Year Cost of RPF Projects				\$ 69,149,814	\$ 9,309,094	\$ 12,343,513	\$ 6,461,014	\$ 1,791,500	\$ 800,000	\$ 800,000	\$ 100,654,935	

Virginia Freight Rail Program

Districts	Project Description	Applicant	Funding Source	Previous Allocations	FY23	FY24	FY25	FY26	FY27	FY28	Total Programmed
Hampton Roads	NIT Central Rail Yard Expansion	Virginia Port Authority	CRF	15,333,020	1,400,000	4,000,000	-	-	-	-	20,733,020
			Local / Private	32,865,076	700,000	7,764,706	-	-	-	-	41,329,782
			Subtotal	48,198,096	2,100,000	11,764,706	-	-	-	-	62,062,802
Hampton Roads	Commonwealth Railway Marshalling Yard Expansion	Virginia Port Authority	CRF	16,721,165	-	-	-	3,343,421	-	-	20,064,586
			Local / Private	7,166,213	-	-	-	1,432,895	-	-	8,599,108
			Subtotal	23,887,378	-	-	-	4,776,316	-	-	28,663,694
Staunton	VIP Capacity Expansion - Front Royal	Virginia Port Authority	CRF	7,715,855	-	-	-	-	-	-	7,715,855
			Local / Private	3,306,795	-	-	-	-	-	-	3,306,795
			Subtotal	11,022,650	-	-	-	-	-	-	11,022,650
Staunton	Chesapeake & Western Span Upgrade	Norfolk Southern Railway	CRF	210,000	-	-	-	-	-	-	210,000
			Local / Private	90,000	-	-	-	-	-	-	90,000
			Subtotal	300,000	-	-	-	-	-	-	300,000
Staunton	Pleasant Creek Siding	Shenandoah Valley Railroad	CRF	723,923	-	-	-	-	-	-	723,923
			Local / Private	310,253	-	-	-	-	-	-	310,253
			Subtotal	1,034,176	-	-	-	-	-	-	1,034,176
Hampton Roads	Lamberts Point	Norfolk Southern Railway	CRF	-	2,920,000	2,920,000	1,660,000	-	-	-	7,500,000
			Local / Private	-	2,920,000	2,920,000	1,660,000	-	-	-	7,500,000
			Subtotal	-	5,840,000	5,840,000	3,320,000	-	-	-	15,000,000
Staunton	Clearbrook Transload	Winchester and Western	CRF	-	2,050,762	-	-	-	-	-	2,050,762
			Local / Private	-	2,050,762	-	-	-	-	-	2,050,762
			Subtotal	-	4,101,524	-	-	-	-	-	4,101,524
Lynchburg	Virginia Line Purchase	Buckingham Branch Railroad	CRF	-	1,250,000	1,250,000	-	-	-	-	2,500,000
			Local / Private	-	1,250,000	1,250,000	-	-	-	-	2,500,000
			Subtotal	-	2,500,000	2,500,000	-	-	-	-	5,000,000
Salem	West Rock	Norfolk Southern Railway	CRF	-	350,000	-	-	-	-	-	350,000
			Local / Private	-	150,000	-	-	-	-	-	150,000
			Subtotal	-	500,000	-	-	-	-	-	500,000
Total Freight Rail Program				\$ 84,442,300	\$ 15,041,524	\$ 20,104,706	\$ 3,320,000	\$ 4,776,316	\$ -	\$ -	\$ 127,684,846

Transforming Rail in Virginia

Districts	Project Description	Applicant	Funding Source	Previous Allocations	FY23	FY24	FY25	FY26	FY27	FY28	Total Programmed
Nova, Fredericksburg, Richmond	I-95 Corridor										
			PTF	187,503,564	4,440,000	7,100,000	53,100,000	49,000,000	44,700,000	47,500,000	393,343,564
			CMAQ	63,126,843	18,035,405	10,785,117	11,529,166	24,563,901	28,455,988	-	156,496,420
			I-66 (ITB) Tolls/Financing	-	1,584,821	15,397,396	669,879,287	22,389,103	24,851,579	27,447,478	761,549,664
			I-95 Concession Funds	23,000,000	150,000,000	82,000,000	-	-	-	-	255,000,000
			Subtotal	273,630,407	174,060,226	115,282,513	734,508,453	95,953,004	98,007,567	74,947,478	1,566,389,648
	Western Rail Initiative										
			CMAQ	9,720,243	6,682,498	1,596,663	6,981,706	-	-	-	24,981,110
			Rail Bond Funds	4,136,836	-	-	-	-	-	-	4,136,836
			Smartscale Funds	32,966,991	10,445,659	1,180,338	4,635,161	-	771,851	-	50,000,000
		I-81 Corridor Funds	-	7,463,524	14,178,880	18,649,897	25,000,000	22,484,189	12,223,510	100,000,000	
		Budget Bill Funding Item 447.10	41,750,000	41,750,000	-	-	-	-	-	83,500,000	
		Subtotal	88,574,070	66,341,681	16,955,881	30,266,764	25,000,000	23,256,040	12,223,510	262,617,946	
Total Transforming Rail in Virginia				362,204,477	240,401,907	132,238,394	764,775,217	120,953,004	121,263,607	87,170,988	1,829,007,594

Rail Fund Summary

Fund	Category	Previous Allocations	FY23	FY24	FY25	FY26	FY27	FY28
Rail Preservation	Total State Share - Allocated Projects	\$ 48,181,869	\$ 6,516,366	\$ 8,640,459	\$ 4,522,709	\$ 1,254,050	\$ 560,000	\$ 560,000
	RPF State Funds Available		3,888,950	3,869,650	3,869,650	3,869,650	3,869,650	3,869,650
	RPF and Bonds Carryover From Previous Years		516,007	770,809	-	-	2,615,600	5,925,250
	CRF Transfer to RPF Program		2,882,218	4,000,000	653,059	-	-	-
	Total State RPF Funds Available		<u>7,287,175</u>	<u>8,640,459</u>	<u>4,522,709</u>	<u>3,869,650</u>	<u>6,485,250</u>	<u>9,794,900</u>
	Total State RPF Funds Unobligated		\$ 770,809	\$ -	\$ -	\$ 2,615,600	\$ 5,925,250	\$ 9,234,900
Commonwealth Rail	Total State Share - Allocated Projects - FREIGHT	\$ 40,703,963	\$ 7,970,762	\$ 8,170,000	\$ 1,660,000	\$ 3,343,421	\$ -	\$ -
	Total State Share - Planning Projects	\$ 10,250,940	\$ 1,100,000	\$ 1,100,000	\$ 1,300,000	\$ 1,300,000	\$ 1,100,000	\$ 1,100,000
	CRF State Funds Available		13,402,053	11,126,243	11,277,895	11,341,974	11,412,477	11,520,077
	CRF Carryover from Previous Years		4,169,820	5,618,893	3,475,136	11,139,972	17,838,525	28,151,002
	CRF Transfer to RPF Program		(2,882,218)	(4,000,000)	(653,059)	-	-	-
	Total State CRF Funds Available		<u>14,689,655</u>	<u>12,745,136</u>	<u>14,099,972</u>	<u>22,481,946</u>	<u>29,251,002</u>	<u>39,671,079</u>
	Total State CRF Funds Unobligated		\$ 5,618,893	\$ 3,475,136	\$ 11,139,972	\$ 17,838,525	\$ 28,151,002	\$ 38,571,079

This Page Is Intentionally Left Blank

Appendix A

I-66 Commuter Choice Projects for FY23

Applicant	Project Description	Funds Allocated
City of Manassas Park	Manassas Park VRE Station Parking Garage	\$ 2,500,000
Arlington County	Ballston-MU Metrorail West Entrance	\$ 4,500,000
Omniride	Renewal of Bus Service from Gainesville to Pentagon and Navy Yard	\$ 2,560,449
Fairfax County	Renewal of Bus Service from Vienna Metrorail Station to Pentagon	\$ 1,232,850
Omniride	Renewal of Bus Service from Haymarket to Rosslyn	\$ 947,554
Prince William County	TDM Strategy - Fare Buy-Down on I-66 Commuter Bus Service	\$ 650,000
Fairfax County	Trail Access to Vienna Metrorail Station	\$ 2,200,000
NVTC	NVTC Administration and Oversight Costs	\$ 525,000
Total		<u>\$ 15,115,853</u>

This Page Is Intentionally Left Blank

FINAL FY 2023 – 2028 SIX-YEAR IMPROVEMENT PROGRAM

 Kimberly Pryor, Infrastructure Investment Director

June 21, 2022

Final FY 2023-2028 SYIP

	Proposed Final FY 2023-2028	Draft FY 2023-2028	Change
Highways*	\$19.5 billion	\$19.6 billion	-\$0.1 billion
Rail & Public Transp.	\$6.3 billion	\$6.3 billion-	\$0.0 billion
Total SYIP	\$25.8 billion	\$25.9 billion	-\$0.1 billion

*Excludes debt service.

- Highway Construction Program (FY 2023 – 2028) \$19.5 billion
 - Additionally includes \$859.4 million in debt service
 - Provides funding to ~4,500 projects
 - Current program includes \$3.6 billion to be provided by others

Key Changes Draft to Final

- **In-person Spring Public Meetings**
- **Reflected updates to federal funds**
 - Increase in Bridge Rehab Formula funds; programmed first two years to projects
 - Updated apportionment tables
 - Broke out new population categories (5-50K and 50-200K) where necessary
- **Eliminated Vulnerable Road Users directed allocation from all years**
 - Carve out from HSIP triggered when bike/ped fatalities > 15% of all deaths; determined annually
- **Shift of state funds for program reserves for M&O (VDOT and localities)**

Highlights – Impact to Major Programs

Program	Update Cycle	Final FY2023-2028 Total	Revised FY2022-2027 Total	FY2022-2027 Total
State of Good Repair Program (SGR)	Annual	\$2.2B	\$2.2B	\$1.5B
Regional Surface Transportation Program (RSTP)	Annual	\$837.0M	\$814.8M	\$691.9M
Congestion Mitigation Air Quality (CMAQ)	Annual	\$471.7M	\$482.2M	\$434.2M
Unpaved Roads	Annual	\$150.0M	\$140.0M	\$125.0M
Innovation and Technology Transportation (ITTF)	Annual	\$150.0M	\$145.0M	\$130.0M
Construction District Grant (DGP) – including Supplemental Fuel Tax Revenue	Even FY's	\$2.0B	\$2.3B	\$2.0B
High Priority Projects (HPP)	Even FY's	\$1.3B	\$1.7B	\$1.3B

Highlights – Impact to Major Programs

Program	Update Cycle	Final FY2023-2028 Total	Revised FY2022-2027 Total	FY2022-2027 Total
Interstate Operations and Enhancement Program (IOEP) – including I-81 Regional Fuels Tax	TBD	\$1.7B	\$1.7B	\$1.2B
Virginia Highway Safety Improvement Program (VHSIP)	Annual	\$748.1M	\$769.4M	\$460.0M
Special Structures	Annual	\$504.4M	\$475.6M	\$480.0M
Revenue Sharing (state match only)	Odd FY's	\$805.4M	\$845.5M	\$645.5M
Transportation Alternatives (TAP)	Odd FY's	\$228.0M	\$238.6M	\$136.3M

Highlights – New Programs

Program	Final FY2023-2028 Total	Revised FY2022-2027 Total	FY2022-2027 Total
Carbon Reduction Program	\$205.0M	\$241.9M	\$0
PROTECT Program	\$233.1M	\$285.5M	\$0
Bridge Rehabilitation and Replacement	\$470.6M	\$536.8M	\$0
Vulnerable Road Users	\$0.0M	\$92.9M	\$0
Electric Vehicle Infrastructure	\$79.6M	\$106.4M	\$0

- Allocations for Carbon, PROTECT, and Electric Vehicle Infrastructure remain on balance entry accounts, less allocations approved in March for development of required plans/policies, pending further guidance from FHWA.

Next Steps

- **Adopt Final FY2023-2028 SYIP**
- **Evaluate approved budget for necessary adjustments in coming months**
 - **Impact of locality maintenance payments**
 - **General Fund earmarks**
 - **Other Budget Actions**





Virginia Department of Rail and Public Transportation

Annual Budget Fiscal Year 2023




TABLE OF CONTENTS

Summary of Programs.....3

Annual Budget Statement.....18



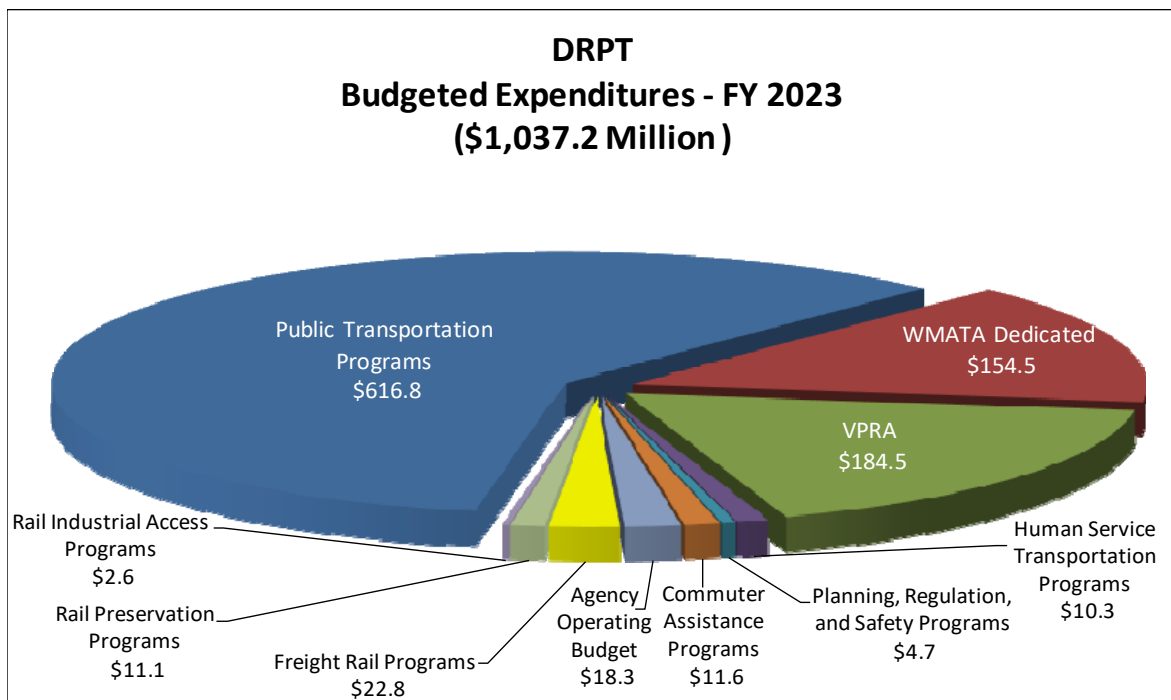
SUMMARY OF PROGRAMS



Summary of FY 2023 Budget

In FY 2023, DRPT will invest \$1,037.2 million in state, federal, and local resources towards improving public transportation and rail capacity across the Commonwealth of Virginia. The overwhelming majority of these funds are directed to a variety of recipients, including public transportation providers, local and regional government entities, freight railroads, and the Virginia Passenger Rail Authority (VPRA). The VPRA was established in section §33.2-288.B. of the Code of Virginia to oversee passenger rail projects within the Commonwealth including the state-supported Amtrak service. The VPRA receives ongoing funding from DRPT of 93% of the estimated revenues of the Commonwealth Rail Fund, which is estimated at \$184.5 million for FY2023.

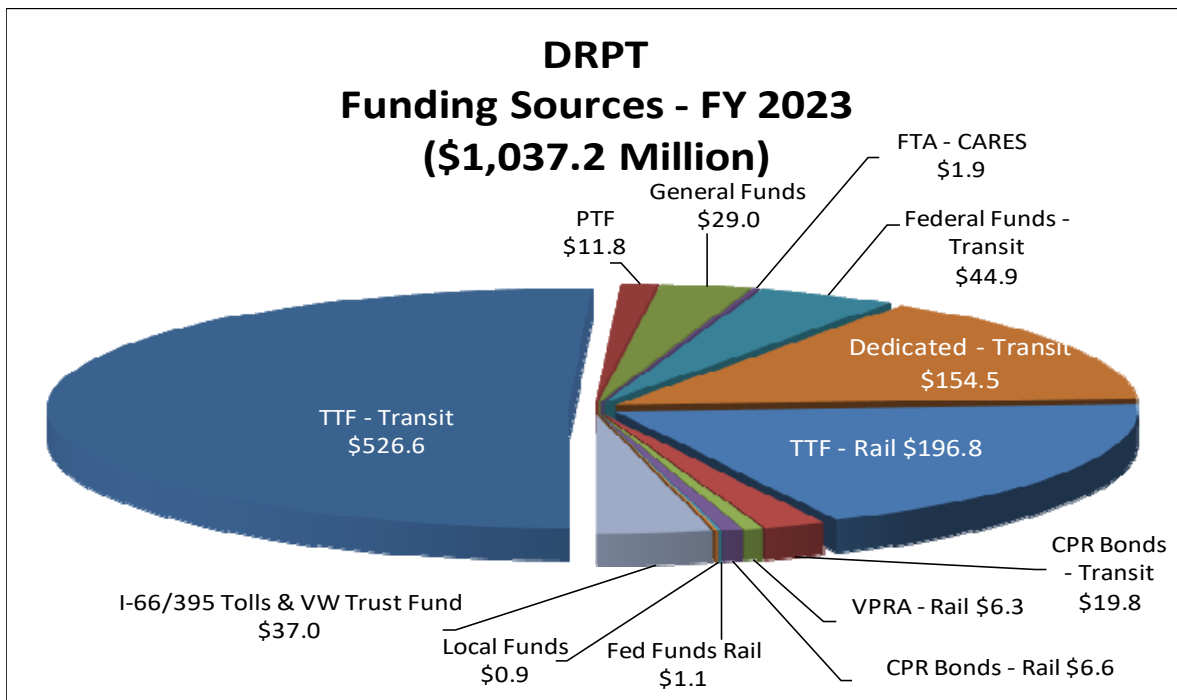
Expenditures for FY 2023 are estimated to be \$5.8 million less than FY 2022. This is primarily due to implementing Code of Virginia allocation percentages in FY 23 and adjusting CTB Directed funding which caused a \$64.3 million decrease to WMATA Assistance, offset by increases due to the mid-year FY 2022 uplift in revenues. Additional detail is included in the specific program sections of this document.



The chart depicts the FY 2023 DRPT budget across the agency's service areas and the newly created Virginia Passenger Rail Authority (VPRA). The budgeted expenditures for each are discussed in more detail later in this report.

The chart below depicts the source of funds for DRPT's annual budgeted expenditures. It is not based on the annual estimated revenues for each funding source; rather, the funding source is derived from over 2,000 projects included in the

cash flow projections used to estimate the budgeted expenditures. Additional information concerning the DRPT FY 2023 funding sources can be found on page 20.



FY 2023 Service Area Budget Highlights

Agency Operating Budget

The DRPT program management and administrative budget increased 4.6% or \$0.8 million. Revenues increased so DRPT has elected to use only 3.5% of the Rail Preservation Fund and Commonwealth Rail Fund, and 3.9% of the Commonwealth Mass Transit Fund in FY 2023 for project oversight. Over the past several years, the transit programs managed by DRPT have grown significantly as have the associated revenues. This growth has been accompanied by increased demand by the General Assembly for accountability over the funds in these programs. The agency’s operating budget will be used to develop and expand the program oversight requested by the General Assembly related to state transit funding.

The nature of the large-scale projects that DRPT now manages is highly diverse in their scope and service, changing dramatically over the last 15 years. Examples of these projects include the following: The Virginia Breeze Intercity Bus, WMATA oversight, transit way improvements related to the Amazon headquarters arrival, transit facility design and construction oversight, Dulles Corridor Metrorail, as well as I-95 and I-81 freight rail corridor programs.

DRPT is also currently completing studies on future transportation demand management (TDM) strategies in the heavily congested I-66 and I-395 corridors. This focuses on measuring person throughput (rather than vehicle) and redirects toll revenue collected on highways to critical transit projects.

The Appropriations Act authorizes the Commonwealth Transportation Board (CTB) to approve up to 5.0% per year of the Commonwealth Mass Transit Fund (§33.2-1526), Rail Preservation Fund (§33.2-1602), and the revenues allocated to the Department from the Commonwealth Rail Fund (§33.2-1526.4) to be used to support the DRPT costs of project development, project administration, and project compliance.

In FY 2023, it is forecast that \$18.3 million of the revenues of these funds will be used to support the programs' ongoing administrative costs. A complete list of these estimated administrative costs is included in the footnotes of the budget statement at the end of this document. Despite the increase in demands on the agency, the DRPT operating budget still only represents 1.8% of the \$1,037.2 million of total funds administered.

Public Transportation Programs

The state funding for Public Transportation is comprised of revenues from the Commonwealth Mass Transit Fund (CMTF) and the Commonwealth Transit Capital Fund (CTCF). Effective July 1, 2020, HB 1414 adopted numerous structural changes to the transportation funding system in the Commonwealth. Most state transportation revenues are directed to the Commonwealth Transportation Fund and the Highway Maintenance and Operating Fund, which are administered by the Virginia Department of Transportation (VDOT). Revenues are then disbursed from the Commonwealth Transportation Fund to the Transportation Trust Fund and then distributed to meet the varying transportation needs of different modes of transportation. The CMTF receives 23% of the Transportation Trust Fund. This structure allocates the net impact of upturns and downturns in specific revenues so no one mode is adversely affected.

Chapter 854 of the 2018 Acts of Assembly established a separate allocation for the Washington Metropolitan Area Transit Authority (WMATA) and set allocation percentages for our Operating, Capital, and Special programs in FY 2019 and beyond. It is important to note that these bills did not create additional transportation revenues. Instead, they built on the new revenues generated by HB 2313 in 2013 by changing the distribution of existing revenues.

Beginning in FY 2021, these funds were distributed in accordance with the *Code of Virginia* and specific Appropriations Act language as follows:

- Up to 5.0% of the CMTF to support costs of project development, project administration, and project compliance (current Appropriation Act language)
- \$2.0 million (current Appropriation Act language) of the MTTF for state safety oversight
- \$1.5 million (current Appropriations Act language) of the MTTF for paratransit capital projects and enhanced transportation services for the elderly and disabled

The remaining funds are allocated by statute (§33.2-1526.1) with a minimum of 27.0% for state operating assistance grants, 18.0% awarded as capital assistance grants, 46.5% for distribution to WMATA for capital purposes and operating assistance, 6.0% for the Transit Ridership Incentive Program (TRIP) and the balance of up to 2.5%


awarded as special projects grants, subject to CTB approval. Item 436.P of Chapter 56 of the 2020 Special Session I of the Virginia Acts of Assembly gives the CTB flexibility in applying these percentages to keep revenue streams relatively stable to maintain the project's current schedule from FY 2020 for each program, but no later than FY 2024.

The CTCF is made up of the CPR bonds authorized under Chapter 896 of the 2007 Acts of Assembly allocated to transit capital. The major revenue source for these bond authorizations is the tax on insurance premiums. Beginning in FY 2019, these bond funds completed the 10-year period under the original bond authorization and the \$60 million annual amount available ended. Current year allocations of these funds represent monies deobligated from prior year projects.

By the close of FY 2021 when the WMATA state of good repair funding grant ended, the state transit capital assistance program lost an additional \$50 million of annual bond funding. However, section §33.2-1526.1.B of the Code of Virginia allocates up to \$50 million off the top of the CMTF starting in FY 2022 for the WMATA State of Good Repair program.

In 2018, the General Assembly directed the CTB to develop a separate prioritization process for state of good repair projects and major expansion projects. The process for state of good repair projects is based upon transit asset management principles, including federal requirements for Transit Asset Management pursuant to 49 U.S.C. § 5326 while the process for major expansion projects is based on Smart Scale factors. Over 85% of the transit capital program has historically been utilized for maintenance of existing assets, which highlights the importance of finding a solution to this problem.

The FY 2023 SYIP allocation of the state transit revenues for public transportation is depicted in the following chart. This chart represents FY 2023 SYIP allocations only, which vary from the budgeted amounts in this report due to the timing of expenditures versus allocations of funds. For more information, reference Note 1 on page 21.



The FY 2023 allocation of \$699.8 million of state transit revenues in the SYIP represents a decrease of \$152.3 million from \$852.1 million in the FY 2022 SYIP (as revised for \$210.9 million of mid-year uplift of revenues).

As compared to the FY 2022 SYIP (revised for the mid-year uplift in revenues), capital projects decreased \$83.8 million. There was an increase in large bus purchases and facility construction in FY 2022 following a period of reduced capital needs in FY 2021 due to the Covid-19 pandemic and an increase in FY 2022 in capital allocations due to the mid-year revenue uplift. Transit Operating Assistance increased \$3.2 million from FY 2022 due to an increase in revenue estimates. WMATA Assistance decreased \$64.3 million due to implementing Code of Virginia allocation percentages in FY 23 and adjusting CTB Directed funding. In FY 2022 the General Assembly made up to \$32.4 million of proceeds from Item 447.10 of the Biennial Budget available to bring the WMATA Dedicated funds to the annual commitment level of \$154.5 million. With the mid-year FY 2022 revenue uplift, it was estimated that only \$3.4 million of these proceeds will be needed to cover the shortfall in FY 2022, and it is estimated that the remainder of \$29.0 will be allocated to supplement operating expenses in NOVA through NVTC in FY 2022. These funds are budgeted to be spent in the first quarter of FY 2023. WMATA Assistance includes an allocation of \$50.0 million of CMTF funding, which was funded from bond proceeds prior to FY 2022, to match the federal funds WMATA is receiving under the federal state of good repair program.

Public Transportation Operating Funds

The budgeted amounts in this report include anticipated expenditures on all of the projects and grants that DRPT manages for FY 2023, not just amounts allocated in FY 2023 by the CTB above. The budgeted FY 2023 transit operating expenditures are \$215.1 million or an increase of \$20.4 million from FY 2022. This includes \$1.9 million of CARES Act funding from the FTA for rural transit agencies with no matching requirements that replaced operating funds with a 50% local match requirement.

Section §33.2-1526.1 of the *Code of Virginia* provides that the Commonwealth Transportation Board (CTB) shall allocate 27.0% of the Commonwealth Mass Transit Fund to support operating costs of transit providers and that the CTB shall establish service delivery factors, based on effectiveness and efficiency, to guide the relative distribution of such funding. Such measures and their relative weight shall be evaluated every three years.

The Department of Rail and Public Transportation (DRPT) has worked in consultation with the Transit Service Delivery Advisory Committee (TSDAC) and other stakeholders to develop the necessary policies and procedures to implement a performance-based state transit operating allocation. The TSDAC adopted the following policy objectives to guide their deliberations: promoting fiscal responsibility, incentivizing efficient operations, supporting robust transit service, rewarding higher patronage, promoting mobility, supporting a social safety net, and utilizing data that exists for all agencies.

The CTB adopted the allocation policy for transit operating funding for FY 2023 based on performance factors as follows:

System Sizing Metrics:

Bus Systems:

- Operating Cost (50%)
- Ridership (30%)
- Revenue Vehicle Hours (10%)
- Revenue Vehicle Miles (10%)

Commuter Rail Systems:

- Passenger Miles Traveled (33%)
- Revenue Vehicle Hours (33%)
- Revenue Vehicle Miles (33%)

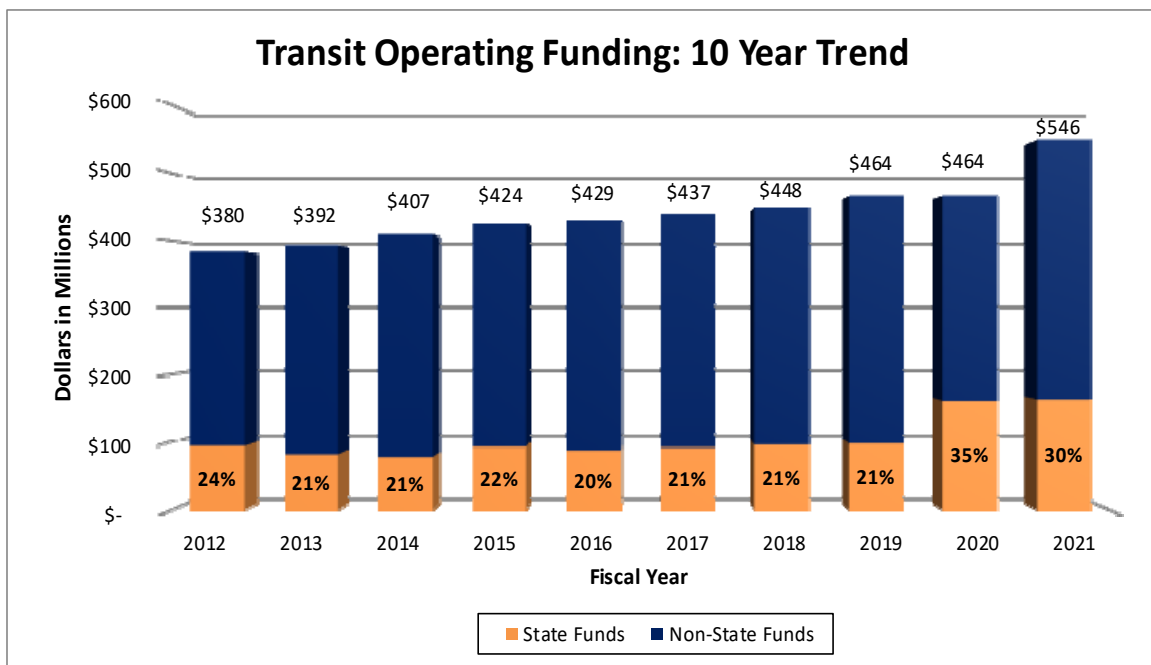
Performance Adjustment:

All Systems:

- Passengers per Revenue Vehicle Hour (20%)
- Passengers per Revenue Vehicle Mile (20%)
- Operating Cost per Revenue Vehicle Hour (20%)
- Operating Cost per Revenue Vehicle Mile (20%)
- Operating Cost per Passenger (20%)

In order to ensure an even distribution of funding, the share of state operating assistance is to be capped at 30% of an agency's operating cost. A one-time exception was made when mid-year FY 2022 revenue collections were significantly higher than estimates and the State allocated 35% of agency operating costs. Unallocated balances remaining after applying the cap are run through the performance based formula to ensure full allocation of the available operating funding. Agencies that receive an increase in state assistance as a result of the performance based formula are encouraged to invest the increased allocation into sustaining and expanding service options.

The overall state share of transit operating expenditures for FY 2023 is 30.0%, which is a decrease of 5.0% from prior year. DRPT allocated \$1.9 million of Federal Cares funding for Operating that is not included in the chart below. The following chart provides a history of the state’s participation in the cost of transit operations in the Commonwealth. Prior years in the chart have been restated to exclude operating payments made to WMATA. In FY 2019 and beyond funding for WMATA operating and capital are reported as WMATA Assistance funds.



Public Transportation Capital Funds

Section §33.2-1526.1 of the *Code of Virginia* provides that the CTB shall allocate 18.0% of the Commonwealth Mass Transit Fund for capital purposes distributed utilizing the transit capital prioritization process established by the Board pursuant to Section 33.2-214.4 of the *Code of Virginia*. Capital program grants from the CMTF are funded based on the total cost of the project. Effective July 1, 2019, capital projects are prioritized in three different categories:

State of Good Repair (SGR): capital projects or programs to replace or rehabilitate an existing asset. SGR is based on transit asset management principles, including federal requirements for Transit Asset Management. Projects are prioritized based on asset condition score and service impact score.

Minor Enhancement (MIN): Projects or programs to add capacity, new technology, or a customer enhancement meeting the following criteria:

- Project cost is up to \$2 million, OR

- For expansion vehicles, a minor enhancement entails a fleet increase of no more than 5 vehicles or less than 5% of the fleet size, whichever is greater.

Minor enhancement projects are prioritized solely on service impact scores.

Major Expansion (MAJ): Projects or programs that add, expand, or improve service with a cost exceeding \$2 million or for expansion vehicles, an increase of greater than 5 vehicles or 5% of fleet size, whichever is greater. Projects are prioritized based on the following SMART SCALE factors:

- Congestion Mitigation
- Economic Development
- Accessibility
- Safety
- Environmental Quality
- Land Use

In FY 2023, the budget for public transportation capital expenditures is \$120.5 million, which is an increase of \$10.5 million from FY 2022. This increase is mainly attributable to the adverse effect of the Coronavirus on the ability of transit agencies and localities to fund and engage in longer-term capital projects in FY 2020 and FY 2021, and a mid-year uplift in revenues in FY 2022. The projects that will be supported by these funds and the applicable federal funds managed by DRPT are summarized on the following chart:

Public Transportation Capital Projects for FY 2023						
	Replacement Transit Vehicles	Expansion Transit Vehicles	Vehicles for Elderly & Disabled Services	Service Support Vehicles	Transit Facility Construction or Renovation	Transit Facility Planning or Design
Bristol District	14	0	0	2	0	0
Culpeper District	0	0	3	2	0	2
Fredericksburg District	5	0	6	0	0	0
Hampton Roads District	26	2	14	6	1	0
Lynchburg District	9	0	3	4	1	0
Northern Virginia District	50	4	0	4	4	0
Richmond District	20	0	3	3	0	0
Salem District	19	1	11	1	0	0
Staunton District	14	2	13	0	0	0
Multi - District	17	1	0	0	1	0
Statewide Totals	174	10	53	22	7	2

Public Transportation Special Program Funds

Section §33.2-1526.1 of the *Code of Virginia* provides that the CTB shall allocate 2.5% of the Commonwealth Mass Transit Fund for special programs. The Special Programs budget is estimated at \$8.6 million for FY 2023. These funds are used to award discretionary grants for ridesharing, public transportation promotion, operation studies, technical assistance projects, as well as programs that enhance the provision and use of public transportation services.

Public Transportation Ridership Incentive

Section §33.2-1526.1 of the *Code of Virginia* provides that the CTB shall allocate 6.0% of the Commonwealth Mass Transit Fund for the Transit Ridership Incentive Program established pursuant to Section §33.2-1526.3 of the *Code of Virginia*. The Board shall establish the Transit Ridership Incentive Program (the Program) to promote improved transit service in urbanized areas of the Commonwealth with a population in excess of 100,000 and to reduce barriers to transit use for low-income individuals.

Due to the adverse effects of the Coronavirus on revenues, Item 430.P of Chapter 1289 of the 2020 Virginia Acts of Assembly gives the CTB flexibility in applying these percentages to keep revenue streams relatively stable from FY 2020 for each program. The FY 2023 budget includes \$21.8 million to support projects such as free fare programs which is an increase of \$13.3 million from FY 2022.

WMATA Assistance Funds

The budgeted state assistance provided to WMATA decreased \$64.3 million mainly due to implementing Code of Virginia allocation percentages in FY 23 and adjusting CTB Directed funding. Section §33.2-1526.1 of the *Code of Virginia* provides that the Commonwealth Transportation Board (CTB) shall allocate 46.5% of the Commonwealth Mass Transit Fund to the Northern Virginia Transportation Commission for distribution to WMATA for capital purposes and operating assistance. In FY 2018 and prior years, WMATA received a share of the funds available for the operating and capital assistance based on program allocation guidance. Under the new process, greater oversight responsibility is required of the Northern Virginia Transportation Commission for these state funds dedicated to WMATA.

Commuter Assistance Programs

The Commuter Assistance Programs budget of \$11.6 million includes \$5.6 million of CMTF funds for FY 2023 to support Transportation Demand Management (TDM) projects. The budget also includes Federal Highway Administration (FHWA) funds of \$4.1 million and the related state match of \$1.9 million for projects included in the VDOT SYIP that DRPT will administer, such as the Arlington County Commuter Services program, Hampton Roads Transit TRAFFIX program, Telework, RideFinders, and various Transportation Management Plans.

The TDM program is a discretionary grant program that provides state funds to support up to 80% of the costs of TDM projects and other special projects that are

designed to reduce single-occupant vehicle travel. These funds are used to support vanpooling, ridesharing, and marketing and promotional efforts across the Commonwealth that encourage travel in shared ride modes. The distribution of grants for FY 2023 is shown in the following table.

Commuter Assistance Projects for FY 2023			
	Transportation Demand Management Agencies	Special TDM Projects	Total
Bristol District	0	0	0
Culpeper District	2	3	5
Fredericksburg District	5	1	6
Hampton Roads District	2	0	2
Lynchburg District	1	0	1
Northern Virginia District	8	11	19
Richmond District	1	4	5
Salem District	3	4	7
Staunton District	2	2	4
Multi - District	0	0	0
Statewide Totals	24	25	49

Human Service Transportation Programs

The Human Service Transportation Programs budget is estimated at \$10.3 million for FY 2023. Human service transportation programs are operated by local government social service agencies or private non-profit human service agencies for the benefit of their clients. These clients are elderly or disabled individuals and economically disadvantaged children who are enrolled to receive publicly funded social services.

Human service transportation differs from public transportation in that it is designed to serve the very specific needs of human service agency clients and in most cases, service is restricted to the clients of those agencies who often have no other transportation service available to them. It is not open to the general public. The funding for this program comes from the Federal Transit Administration (\$7.8 million), local provider match (\$0.8 million), CPR bond proceeds (\$0.9 million, and CMTF funds for enhanced transportation services for the elderly and disabled (\$0.8 million). The breakdown by district of the 53 vehicles purchased through this program is included in the Public Transportation Capital Projects table on page 11.

Planning, Regulation, and Safety Programs

DRPT's FY 2023 budget includes \$4.7 million estimated expenditures for Planning, Regulation, and Safety Programs, which include long-term planning and regional corridor studies. The budget for these programs consists of the FTA 5303/5304 planning funds of \$4.2 million and CMTF state match allocations of \$0.5 million.

WMATA Dedicated Funds

Chapter 854 of the 2018 Acts of Assembly established the WMATA Capital Fund. It also established a Restricted and Non-Restricted account within the WMATA Capital Fund. Monies in the Restricted Account may be used for capital purposes other than for the payment of, or security for, debt service on bonds or other indebtedness of WMATA. Monies in the Non-Restricted account may be used for capital purposes including the payment of debt service on bonds or other indebtedness. The expected revenues budgeted to the Dedicated WMATA Capital Fund are estimated at \$154.5 million for FY 2023. In FY 2022, DRPT allocated \$32.4 million of additional funds per Item 447.10 of the Biennial Budget to bring WMATA Dedicated funds to the FY 2021 level of \$154.5 million. Due to the revenue uplift in mid-year FY 2022, it is estimated that \$29.0 million of these funds will not be needed to supplement WMATA Dedicated funding in FY 2022 and will instead be used by NVTC in the first quarter of FY 2023 to offset public transit operating costs in NOVA.

Restricted Account – (capital purposes excluding debt service)

The underlying revenues come from local recordation tax and statewide motor vehicle rental tax. For FY 2023, DRPT is allocating \$31.3 million that will be accounted for in the Restricted Account.

Non-Restricted Account – (capital purposes including debt service)

The underlying revenues come from regional gas taxes, grantor's taxes, transient occupancy tax, local taxes, or other contributions from Northern Virginia local jurisdictions and a supplement from the CMTF.

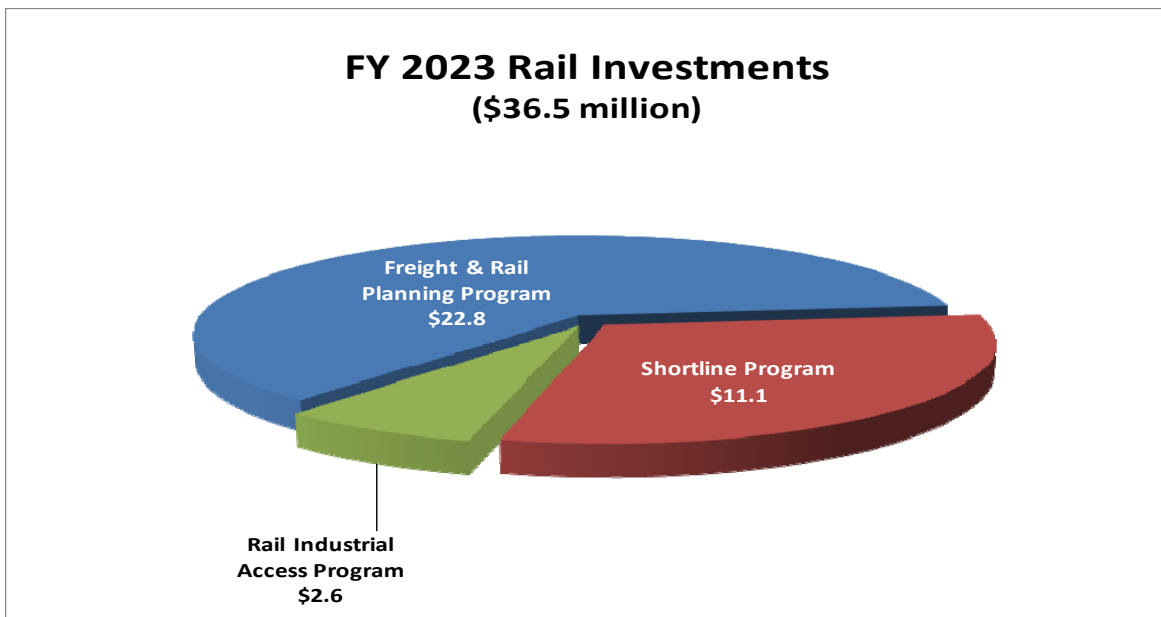
This funding is contingent on Maryland and the District of Columbia taking action to provide dedicated funding to WMATA. The percentage of funding provided by the Commonwealth shall be proportional to the amount of funding provided by the District of Columbia and Maryland relative to their respective share of WMATA funding each fiscal year.

Rail Programs

DRPT's FY 2023 budget for all rail service areas is \$36.5 million of funding for freight and rail planning, shortline preservation, and rail industrial access programs. In prior years, DRPT administered passenger rail projects within the State including the state-supported Amtrak service. In FY 2021, the Virginia Passenger Rail Authority (VPRA) was established to oversee passenger rail projects within the State including intercity passenger service.

Effective July 1, 2020, the VPRA and the Commonwealth Rail Fund came into existence pursuant to Section §33.2-1526.4 of the *Code of Virginia*. The new legislation implemented numerous structural changes to the transportation funding system in the Commonwealth. Most state transportation revenues are directed to the Commonwealth Transportation Fund and the Highway Maintenance and Operating Fund. Revenues are then disbursed from the Commonwealth Transportation Fund to the Transportation Trust Fund and then distributed to meet the varying transportation needs of different modes of transportation. The Commonwealth Rail Fund receives 7.5% of the Transportation Trust Fund. This structure consolidates the net impact of upturns and downturns in specific revenues. This serves to mitigate the year-to-year impacts on the revenue streams of the various modes of transportation. In FY 2021, the Commonwealth Rail Fund replaced the IPROC and Rail Enhancement funds with 93% of the fund going to the VPRA while 7% of the funds are retained by DRPT to support freight and rail planning projects.

The distribution of anticipated expenditures falls into three categories as displayed in the following chart:



Funding for DRPT's rail programs is supported through eight federal, state and local funding sources:

Federal

- Federal Railroad Administration (FRA) grant funds of \$1.1 million;

State

- Commonwealth Rail Fund of \$1.9 million;
- Transportation Capital Projects Revenue (CPR) Bond funds of \$6.6 million;
- Shortline Railway and Development funds of \$9.8 million;
- VDOT Transfers of \$8.1 million;
- VPRA Transfers of \$6.3 million;
- Rail Industrial Access (RIA) funds of \$2.6 million; and
- Local Match of \$0.1 million.

Transportation Bond Funds

Chapter 896 of the 2007 Acts of Assembly provides for CPR bonds to be issued annually with a minimum of 4.3% of the proceeds going to either the Rail Enhancement Fund or the Shortline Railway Preservation and Development Fund. The final bond allocation for rail was made in FY 2018. For FY 2023, budgeted expenditures from prior year's bond proceeds are expected to be \$6.6 million for freight rail infrastructure improvements and improvement to the tracks of shortline railroads.

Rail Preservation Program

As part of the Rail Preservation Program, the Shortline Railway Preservation and Development Fund will support 12 projects for Virginia's shortline railroads in FY 2023. These Rail Preservation projects consist primarily of bridge and track upgrades, yard improvements, siding enhancements, and tie and rail replacement, as well as the related ballast, tamping, and surfacing of existing rail lines operated by the shortline railroads in Virginia. These projects are funded through the annual Transportation Fund allocation and related interest revenues, and the CPR bonds.

The Department of Rail and Public Transportation may use up to \$4 million of the 7% share of the Commonwealth Rail Fund for the purposes of the Shortline Railway Preservation and Development Fund pursuant to §33.2-1526.4.

Rail Industrial Access Program

This program funds the construction of industrial access railroad tracks for the purpose of connecting industries to the rail network and creating jobs. These projects are funded through the Commonwealth Transportation Fund as they are approved by the CTB.

Planning and Freight Rail Program

DRPT is the state agency responsible for rail planning and the freight rail program in the Commonwealth. Every four years, the Federal Railroad Administration requires states to submit an updated State Rail Plan. This is required in order for Virginia to be eligible for federal rail funding. DRPT also works closely with the two major Class I railroads operating in Virginia concerning freight projects and shortline railroads. Virginia's Class I railroads, shortline railroads, and the Port of Virginia are typical recipients of grants.

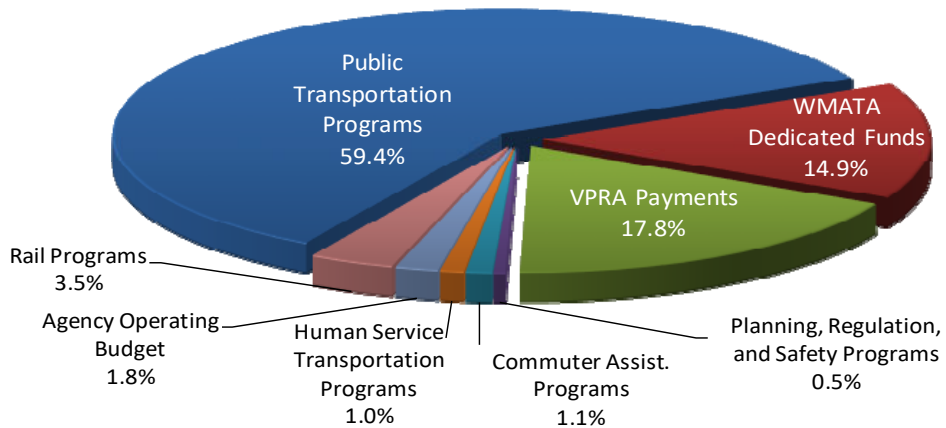
Virginia Passenger Rail Authority

The VPRA was established in section §33.2-288.B. of the Code of Virginia to oversee passenger rail projects within the Commonwealth including the state-supported Amtrak service. The VPRA receives ongoing funding from DRPT of 93% of the estimated revenues of the Commonwealth Rail Fund, which is estimated at \$198.4 million for FY 2023. In FY 2023, \$184.5 million of annual revenues of the Commonwealth Rail Fund will be distributed to the VPRA.

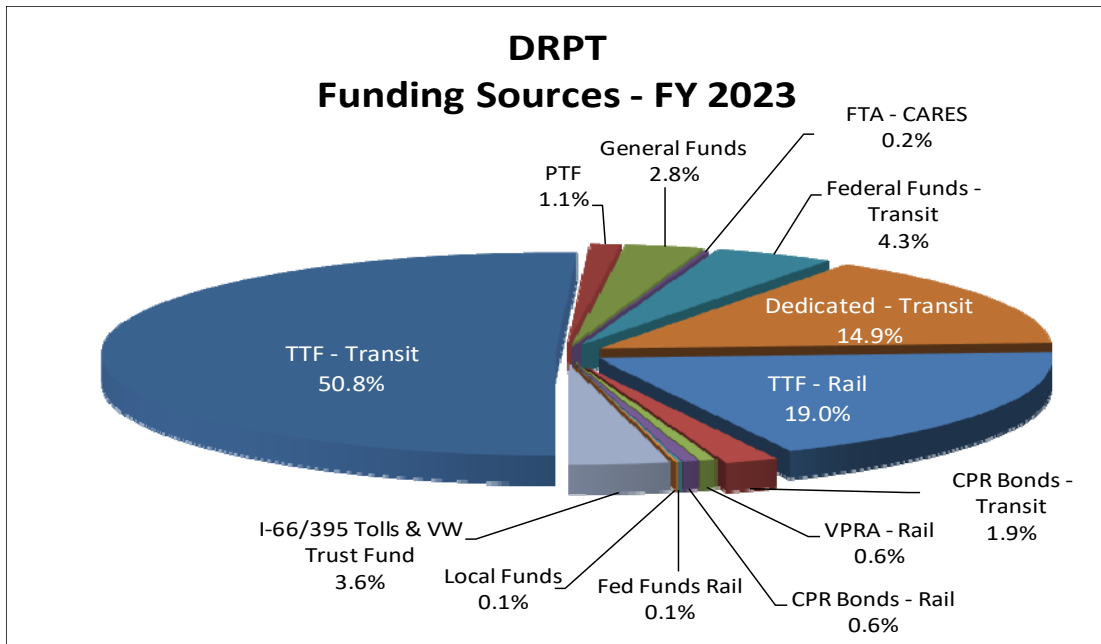
ANNUAL BUDGET STATEMENT



DRPT
Budgeted Expenditures - FY 2023



	(\$ in millions)			
	Adopted FY 2022	Recommended FY 2023	Increase / (Decrease)	Percentage Change
Public Transportation Programs				
Operating Assistance [Notes 1, 2, 3]	\$ 194.7	\$ 215.1	\$ 20.4	10.5%
Capital Assistance [Notes 1, 2, 4]	110.0	120.5	10.5	9.5%
Special Programs [Notes 1, 2, 5]	8.8	8.6	(0.2)	-2.3%
Ridership Incentive Programs [Notes 1, 2, 6]	8.5	21.8	13.3	156.5%
WMATA Assistance [Note 2, 7]	315.1	250.8	(64.3)	-20.4%
Total Public Transportation Programs	637.1	616.8	(20.3)	-3.2%
Commuter Assistance Programs [Notes 1, 8]	12.5	11.6	(0.9)	-7.2%
Human Service Transportation Pgm [Notes 1, 9]	9.4	10.3	0.9	9.6%
Planning, Regulation, & Safety Pgm [Notes 1, 10]	4.1	4.7	0.6	14.6%
WMATA Dedicated Funding [Note 11]	154.5	154.5	-	0.0%
Total Transit Programs	817.6	797.9	(19.7)	-2.4%
Rail Programs				
Rail Preservation Programs [Notes 1, 12]	7.5	11.1	3.6	48.0%
Rail Industrial Access [Notes 1, 13]	2.3	2.6	0.3	13.0%
Planning and Freight Rail Programs [Notes 1, 14]	23.6	22.8	(0.8)	-3.4%
Total Rail Programs	33.4	36.5	3.1	9.3%
Agency Operating Budget [Note 17]	17.5	18.3	0.8	4.6%
Agency Total Before VPRA Payments	868.5	852.7	(15.8)	-1.8%
VPRA Payments [Note 15]	174.5	184.5	10.0	5.7%
Agency Total	\$ 1,043.0	\$ 1,037.2	\$ (5.8)	-0.6%



	(\$ in millions)			
	Adopted FY 2022	Recommended FY 2023	Increase / (Decrease)	Percentage Change
TRANSPORTATION TRUST FUND				
Commonwealth Mass Transit Fund [Notes 3, 4, 5, 6, 7, 8, 9, 10, 17]	\$ 551.3	\$ 512.4	\$ (38.9)	-7.1%
Special Programs - VDOT Transfers [Notes 4, 5, 8, 9]	6.9	11.6	4.7	68.1%
Rail Industrial Access [Note 13]	2.3	2.6	0.3	13.0%
Commonwealth Rail Programs [Notes 14, 15, 17]	177.8	186.9	9.1	5.1%
Rail Preservation Program [Notes 12, 17]	6.8	9.9	3.1	45.6%
Total	745.1	723.4	(21.7)	-2.9%
2018 CHAPTER 854 DEDICATED FUNDING - Transit [Note 11]	151.1	154.5	3.4	2.3%
BOND PROCEEDS - Transit Capital and Rail [Notes 4, 9, 12]	22.8	26.4	3.6	15.8%
GENERAL FUNDS - Item 447.10 - Transit [Note 11]	3.4	29.0	25.6	752.9%
PRIORITY TRANSPORTATION FUNDS [Note 16]	-	11.8	11.8	100.0%
FEDERAL REVENUE				
FHWA Funding (CMAQ/RSTP) [Notes 4, 8]	6.1	4.4	(1.7)	-27.9%
Federal Transit Administration [Notes 3, 4, 9, 10]	26.5	40.5	14.0	52.8%
Federal Transit Administration - CARES [Note 3]	43.7	1.9	(41.8)	-95.7%
Federal Railroad Administration [Note 14]	1.0	1.1	0.1	10.0%
Total	77.3	47.9	(29.4)	-38.0%
LOCAL REVENUES [Notes 9, 14]	0.9	0.9	-	0.0%
TRANSFERS FROM OTHER AGENCIES				
VDOT I-66/I-395 Tolls Transfers [Note 4]	28.9	37.0	8.1	28.0%
DEQ VW Trust Fund Transfers [Note 4]	1.9	-	(1.9)	-100.0%
Virginia Passenger Rail Authority [Note 15]	11.6	6.3	(5.3)	-45.7%
TOTAL SOURCES	\$ 1,043.0	\$ 1,037.2	\$ (5.8)	-0.6%

Footnotes to the FY 2023 Annual Budget

(1) The budgeted amounts in this report include anticipated expenditures on all of the projects and grants that DRPT manages for FY 2023 and the revenue sources to cover these anticipated expenditures. A cash basis of accounting is utilized to develop the budgeted amounts. Therefore, the budgeted amounts will not agree to allocations in the SYIP due to the timing of cash expenditures versus allocations of funds. The actual cash outlays of many capital projects may lag behind the related allocation of resources by as much as five years. For example, DRPT will allocate Planning and Freight Rail Projects of \$9.1 million in FY 2023, but \$22.8 million is expected to be spent on Planning and Freight rail projects during FY 2023. The differences between the FY 2023 SYIP allocations and budgeted expenditures are as follows:

Total Six Year Improvement Plan Allocations	\$ 1,055.3
Federal Funds Allocations with Grantee FTA Contracting	(18.3)
Agency Operating Budget	18.3
Rail Industrial Access	2.6
VPRA Recurring Payments	184.5
VPRA Allocations for Transforming Rail in Virginia Project	(240.4)
Current Year Allocations in Future Budgets	
VDOT Revenues to be spent in future years	(1.3)
Prior Year Allocations in the Current Budget	
Transit Revenue and Bond Allocations	26.3
Rail Revenue and Bond Allocations	10.2
Total Budgeted Expenditures	\$ 1,037.2

It is important to note that DRPT's reliance on our transportation partners for accurate information will impact the accuracy of our budgeted expenditures. The vast majority of the DRPT budgeted expenditures are initiated by a reimbursement request from one of our project partners who controls the actual project development. As such, DRPT must gather information from these partners about the timing of almost 2,000 projects in order to estimate cash basis expenditures each year. Based on this operating format for DRPT, a variance of up to 15% would not be unreasonable. Ultimately, the goal for DRPT will be to work with our project partners to attain a variance of 10% or less by each year end.

(2) Funds are allocated by statute (§33.2-1526.1) with 46.5% for distribution to WMATA for capital purposes and operating assistance, a minimum of 27.0% for state operating assistance grants, 18.0% awarded as capital assistance grants, 6.0% for transit ridership incentives, and the balance of up to 2.5% awarded as special projects grants subject to CTB approval. Item 430.P of Chapter 1289 of the 2020 Virginia Acts of Assembly gives the CTB flexibility in applying these percentages to keep revenue streams relatively stable from FY 2020 for each program.

(3) The budgeted expenditure line item entitled Public Transportation Programs - Operating Assistance increased by \$20.4 million from FY 2022 to FY 2023 to \$215.1 million. This was mainly due to increased revenues and the use of \$1.9 million in federal assistance provided by the CARES program, which funds up to 100% of eligible rural operating expenses and is being used in lieu of other state and federal funding. The Operating Assistance line is also made up of Commonwealth Mass Transit Funds of \$165.1 million and \$19.1 million in federal assistance through the FTA 5311 Rural Assistance program.

DRPT Footnotes to the FY 2023 Annual Budget (Continued)

In FY 2022 DRPT was allocated \$32.4 million from Item 447.10 of the Biennial Budget to bring WMATA Dedicated funds to the FY 2021 level of \$154.5 million. Due to the revenue uplift in mid-year FY 2022, it is estimated that \$29.0 million of these funds will not be needed to supplement WMATA Dedicated funding and will be used by NVTC in the first quarter of FY 2023 to offset public transit operating costs in NOVA.

(4) Public Transportation Programs - Capital Assistance increased by \$10.5 million to \$120.5 million, which is due to the negative effect of the Coronavirus in FY 2021 on the ability of localities and transit agencies to engage in and fund longer-term projects and the revenue uplift in mid-year FY 2022. This line item consists of \$44.0 million of Commonwealth Mass Transit funds, \$18.9 million of Transportation Capital Projects bond proceeds, \$9.1 million of FTA funding, \$0.3 million of FHWA funding, \$11.0 million of priority transportation funds, and \$28.9 million of I-66 & I-395 tolls. Additionally, \$8.3 million in projects administered by DRPT with funding allocated through VDOT's SYIP (CMAQ, RSTP, and related state match) is included in this Service Area.

(5) Public Transportation Programs – Special Programs decreased \$0.2 million from FY 2022 to FY 2023 to \$8.6 million. Funding comes from the Commonwealth Mass Transit Fund (\$6.9 million), FTA funding (\$0.3 million), and funding allocated through VDOT (\$1.4 million). This service area includes Metrorail State Safety Oversight.

(6) Public Transportation Programs - Ridership Incentive Programs increased \$13.3 million from FY 2022 to FY 2023 to \$21.8 million. This line item consists of \$21.0 million of Commonwealth Mass Transit Funds, and \$0.8 million of priority transportation funds. The FY 2023 budget supports projects such as zero fare and reduced fare programs and improved transit service in urbanized areas of the Commonwealth with a population in excess of 100,000 and to reduce barriers to transit use for low-income individuals.

(7) WMATA Assistance decreased \$64.3 million mainly due to implementing Code of Virginia allocation percentages in FY 23 and adjusting CTB Directed funding. This Funding comes from the Commonwealth Mass Transit Fund to the Northern Virginia Transportation Commission for distribution to WMATA for capital purposes and operating assistance. Also included in FY 2022 and beyond is \$50.0 million of CMTF funding to replace the bond program that was used in prior years for the Federal State of Good Repair Program.

(8) The budgeted Commuter Assistance Programs line item decreased by \$0.9 million to \$11.6 million from FY 2022 to FY 2023. Commuter Assistance Programs include Commonwealth Mass Transit Funds of \$5.6 million and FHWA funding of \$4.1 million. Additionally, \$1.9 million in projects administered by DRPT with funding allocated through VDOT's SYIP (CMAQ, RSTP, Telework and related state match) is included in this service area.

(9) The budgeted Human Service Transportation Programs line item increased by \$0.9 million to \$10.3 million from FY 2022 to FY 2023. Funding includes \$7.8 million of FTA 5310 and 5311 awards. The match to these federal awards consists of \$0.8 million of Commonwealth Mass Transit State matching funds for the paratransit capital projects and enhanced transportation services for the elderly and disabled, Transportation Capital Projects Bond proceeds of \$0.9 million, as well as \$0.8 million of local match to the FTA 5310 funds.

(10) Planning, Regulation, and Safety Programs consists of the FTA 5303/5304 planning funds of \$4.2 million and Commonwealth Mass Transit state match allocations of \$0.5 million.

DRPT Footnotes to the FY 2023 Annual Budget (Continued)

(11) Chapter 854 of the 2018 Acts of Assembly establishes dedicated capital funding for WMATA. Expected revenues for FY 2023 are \$154.5 million. In FY 2022 DRPT allocated \$3.4 million of a total funding available of \$32.4 million from Item 447.10 of the Biennial Budget to bring WMATA Dedicated funds to the FY 2021 level of \$154.5 million. Due to the revenue uplift in mid-year FY 2022, it is estimated that \$29.0 million of these funds will not be needed to supplement WMATA Dedicated funding and will be used by NVTC in the first quarter of FY 2023 to offset public transit operating costs in NOVA.

(12) The 2006 General Assembly passed legislation (§33.2-1602) to establish the Shortline Railway Preservation and Development fund. The fund was created to support the retention, maintenance, and improvement of shortline railways in Virginia and to assist with the development of railway transportation facilities. This line item increased \$3.6 million to \$11.1 million from FY 2022 to FY 2023. The source of funding for the Shortline Railway Preservation fund is the Transportation Trust Fund of \$9.8 million. The additional \$1.3 million of planned expenditures is funded by Transportation Capital Projects Bond proceeds allocated by the CTB.

(13) The Rail Industrial Access Program funds construction of industrial access railroad tracks. The activities budgeted in this line item consist of Transportation Trust Fund allocations through VDOT of \$2.6 million.

(14) The budgeted Planning and Freight Rail Programs line item of \$22.8 million represents a decrease of \$0.8 million from FY 2022 to FY 2023. The source of funding to cover these expenditures includes \$1.9 million from the 7% allocation of the Commonwealth Rail Fund. The Commonwealth Rail Fund is funded by a 7.5% allocation from the Transportation Trust Fund. Additionally, this line item includes Federal Railroad Administration funds of \$1.1 million, I-66 toll proceeds of \$8.1 million, bond proceeds of \$5.3 million, expected VPRA transfers of \$6.3 million, and local matching funds of \$0.1 million.

(15) In July 2020, \$302.7 million of the rail cash balance was paid to VPRA and effectively became part of its capital structure. This cash balance included REF and IPROC funds received before June 30, 2020. Although all the funds were transferred to the VPRA, DRPT retained rail freight and planning projects. The VPRA will transfer funds (estimated to be \$6.3 million in FY 2023) to DRPT for these projects upon expenditure by DRPT until the projects are completed. In addition, the budget includes \$184.5 million of Commonwealth Rail Funds to be transferred to the VPRA in FY 2023

(16) In December 2021, the Commonwealth Transportation Board restored \$38.9 million of Priority Transportation Funds to the Commonwealth Mass Transit Fund. In FY 2023, it is estimated that \$11.8 million of project funding will be used for free fare projects and transportation facilities.

DRPT Footnotes to the FY 2023 Annual Budget (Continued)

(17) The CTB is authorized by §33.2-1604 of the *Code of Virginia* to approve up to 3.5% per year of the Rail Preservation Fund and Commonwealth Rail Fund and by §33.2-1526.1 G of the *Code of Virginia* to approve up to 3.5% per year of the Commonwealth Mass Transit Fund to support costs of project development, project administration, and project compliance. The Appropriation's Act language allows the CTB to allocate up to 5% of the Rail Preservation Fund, Commonwealth Mass Transit Fund, and Commonwealth Rail Fund for use to support the DRPT costs of project development, project administration, and project compliance. DRPT forecasts that \$26.1 million (5.0%) of revenues from these funds are available to support the programs' ongoing administrative costs. However, DRPT is forecasting that only \$18.3 million (3.9%) will be used to support the operating budget. The DRPT operating budget represents only 1.8% of the total \$1,037.2 million FY 2023 budget.

Major Components of Agency Operating Budget	
Payroll and Fringe Benefits	\$ 9,400,000
Operations Program Support	4,060,000
Information Technology Costs	1,300,000
Central Service Agencies Indirect Costs	900,000
Finance Program Support	780,000
Rent	560,000
Attorney Services	400,000
Travel and Training	327,000
Office Expansion	160,000
Other Program and Project Management Initiatives	392,122
Total	<u>\$ 18,279,122</u>
Source of Funding for Agency Operating Budget	
Commonwealth Mass Transit Fund	\$ 17,651,987
Commonwealth Rail Fund	486,085
Shortline Railway Preservation and Development Fund	141,050
Total	<u>\$ 18,279,122</u>

SIX-YEAR IMPROVEMENT PROGRAM

2023 - 2028

FINAL

This Page Is Intentionally Left Blank

TABLE OF CONTENTS

SIX YEAR PROGRAM GUIDE SHEET	5
STATEWIDE SUMMARY	7
BRISTOL DISTRICT	9
CULPEPER DISTRICT	65
FREDERICKSBURG DISTRICT	103
HAMPTON ROADS DISTRICT	155
LYNCHBURG DISTRICT	265
NORTHERN VIRGINIA DISTRICT	305
RICHMOND DISTRICT	405
SALEM DISTRICT	509
STAUNTON DISTRICT	579
STATEWIDE PROJECTS	639
RAIL AND PUBLIC TRANSPORTATION (DRPT)	671

This Page Is Intentionally Left Blank

Six Year Improvement Program Guide Sheet

UNIVERSAL PROJECT CODE is a number assigned to each project at its conception and remains with the project until completion.

PROGRAM/SYSTEM indicates which system, program or mode of transportation the project falls within.

MPO AREA indicates the metropolitan planning area the project resides within, if applicable.

ROUTE: 0460	PROJECT NAME (NEW)	PROGRAM/SYSTEM	MPO Area					
UPC: T17476	#HB2.FY17 BUS 460 - RECONSTRUCT INTERSECTION AT RTE 622	Primary	Lynchburg					
Jurisdiction: Lynchburg		Start (CY)	Budget					
Description: FROM: 0.080 MILE WEST OF RTE 622 TO: 0.080 MILE EAST OF RTE 622		PE 2017	\$446					
Scope: Safety		RW 2020	\$1,134					
		CN 2021	\$1,653					
		Total	\$3,233					
			\$0					
Service Area / Fund	Previous	FY2017	FY2018	FY2019	FY2020	FY2021	FY2022	Total
High Priority Projects								
Federal	\$0	\$85	\$0	\$0	\$0	\$0	\$0	\$85
State	\$0	\$0	\$1,495	\$853	\$800	\$0	\$0	\$3,148
TOTAL	\$0	\$85	\$1,495	\$853	\$800	\$0	\$0	\$3,233

PREVIOUS ALLOCATIONS identifies total dollars budgeted/allocated to a project in prior years.

BUDGET identifies the funding/budget for the current fiscal year.

PROJECTED FISCAL YEARS identifies the funding/budget for the project within the next five years.

SERVICE AREA identifies the type of funding within the Highway Construction Programs and Highway Maintenance and Operations Program.

SERVICE AREA CATEGORIES

- 60320 – State of Good Repair Program
- 60321 – High Priority Projects Program
- 60322 – Construction District Grant Program
- 60323 – Specialized State and Federal Program
- 60324 – Legacy Construction Formula Program
- 604__ – Maintenance Program

FUND CATEGORIES

- | | |
|--------------|---------------------|
| Federal | Revenue Sharing |
| Match | Research & Planning |
| State | Maintenance |
| Bond | ITTF |
| GARVEE | HRTAC |
| MPO CMAQ | NVTA |
| MPO RSTP | Local |
| MPO TAP | Other |
| Debt Service | |

This Page Is Intentionally Left Blank

Funding Allocation Summary

STATEWIDE SUMMARY

Service Area / Fund Source	FY2023	FY2024	FY2025	FY2026	FY2027	FY2028	Total
High Priority Projects							
Federal	\$104,746	\$155,956	\$143,414	\$171,520	\$170,535	\$204,554	\$950,725
State	116,932	50,981	83,491	53,388	50,769	17,062	372,624
ITTF	25,000	25,000	25,000	25,000	25,000	25,000	150,000
High Priority Projects Total	\$246,678	\$231,937	\$251,905	\$249,909	\$246,304	\$246,616	\$1,473,349
District Grant Program							
Federal	\$114,864	\$127,054	\$127,410	\$119,196	\$107,875	\$181,056	\$777,456
State	196,312	185,283	205,694	212,712	221,929	151,060	1,172,991
Unpaved	25,000	25,000	25,000	25,000	25,000	25,000	150,000
District Grant Program Total	\$336,176	\$337,337	\$358,105	\$356,909	\$354,804	\$357,116	\$2,100,446
State of Good Repair							
Federal	\$155,643	\$170,606	\$194,063	\$188,906	\$208,217	\$174,739	\$1,092,173
State	175,570	177,300	183,794	185,957	161,239	195,186	1,079,046
State of Good Repair Total	\$331,213	\$347,906	\$377,857	\$374,863	\$369,456	\$369,924	\$2,171,219
Interstate Corridor Funds							
Federal	\$39,843	\$86,162	\$93,510	\$97,453	\$109,641	\$118,146	\$544,755
State	234,334	189,066	211,915	204,230	175,293	182,642	1,197,480
Bond	0	0	0	0	14,784	0	14,784
Debt	0	258,178	0	0	379,823	0	638,002
Interstate Corridor Funds Total	\$274,176	\$533,407	\$305,424	\$301,683	\$679,541	\$300,788	\$2,395,020
Special Structures							
State	\$80,000	\$81,280	\$82,906	\$84,730	\$86,678	\$88,759	\$504,352
Special Structures Total	\$80,000	\$81,280	\$82,906	\$84,730	\$86,678	\$88,759	\$504,352
VA Safety Funds							
Federal	\$85,489	\$101,540	\$103,722	\$105,951	\$108,228	\$113,563	\$618,493
State	44,835	14,429	22,230	19,003	14,924	9,745	125,166
VA Safety Funds Total	\$130,324	\$115,969	\$125,952	\$124,954	\$123,152	\$123,308	\$743,659
Specialized State and Federal							
Federal	\$296,882	\$253,386	\$255,132	\$247,092	\$109,547	\$134,795	\$1,296,834
Match	2,594	3,399	3,361	868	205	6,014	16,440
State	93,560	69,066	30,334	30,511	34,706	30,572	288,748
Bond	0	0	152,200	74,200	0	0	226,400
MPO CMAQ	26,674	35,516	33,517	36,295	35,022	41,236	208,259
MPO RSTP	115,799	127,638	130,954	128,849	135,076	128,768	767,084
MPO TAP	14,924	13,141	13,398	13,659	13,926	14,197	83,245
Local	3,700	0	0	0	0	0	3,700
Specialized State and Federal Total	\$554,133	\$502,146	\$618,895	\$531,473	\$328,481	\$355,582	\$2,890,710
Revenue Sharing							
State	\$197,289	\$208,067	\$100,000	\$100,000	\$100,000	\$100,000	\$805,355
Local	197,289	208,067	100,000	100,000	100,000	100,000	805,355
Revenue Sharing Total	\$394,577	\$416,133	\$200,000	\$200,000	\$200,000	\$200,000	\$1,610,711

Funding Allocation Summary STATEWIDE SUMMARY

Service Area / Fund Source	FY2023	FY2024	FY2025	FY2026	FY2027	FY2028	Total
Research & Planning							
State	\$25,973	\$26,341	\$26,754	\$27,195	\$27,655	\$28,137	\$162,055
Research & Planning Total	\$25,973	\$26,341	\$26,754	\$27,195	\$27,655	\$28,137	\$162,055
Maintenance							
Federal	\$422,169	\$282,052	\$283,199	\$284,366	\$285,554	\$242,132	\$1,799,471
Maintenance Total	\$422,169	\$282,052	\$283,199	\$284,366	\$285,554	\$242,132	\$1,799,471
Earmarks							
Federal	\$28,755	\$0	\$0	\$0	\$0	\$0	\$28,755
Earmarks Total	\$28,755	\$0	\$0	\$0	\$0	\$0	\$28,755
Debt Service							
Federal	\$137,096	\$144,363	\$149,073	\$149,094	\$148,976	\$130,841	\$859,443
Debt Service Total	\$137,096	\$144,363	\$149,073	\$149,094	\$148,976	\$130,841	\$859,443
Other Funds							
NVTA	\$113,471	\$81,635	\$367,797	\$0	\$0	\$0	\$562,903
HRTAC	709,300	683,378	546,198	170,558	26,026	0	2,135,460
Other	470,691	146,453	87,845	50,602	180,963	0	936,554
Other Funds Total	\$1,293,462	\$911,466	\$1,001,840	\$221,160	\$206,989	\$0	\$3,634,917
Statewide Total	\$4,254,733	\$3,930,337	\$3,781,911	\$2,906,334	\$3,057,590	\$2,443,202	\$20,374,106

BRISTOL DISTRICT

2023 - 2028

FINAL

This Page Is Intentionally Left Blank

Funding Allocation Summary BRISTOL DISTRICT

Service Area / Fund Source	FY2023	FY2024	FY2025	FY2026	FY2027	FY2028	Total
High Priority Projects							
Federal	\$1,715	\$2,597	\$3,902	\$2,260	\$12,888	\$0	\$23,361
ITTF	150	50	0	0	0	0	200
State	396	0	190	1,468	0	0	2,053
High Priority Projects Total	\$2,260	\$2,647	\$4,092	\$3,727	\$12,888	\$0	\$25,614
District Grant Program							
Federal	\$10,151	\$7,196	\$7,201	\$11,621	\$11,846	\$0	\$48,014
State	17,972	19,100	20,547	16,184	15,929	28,077	117,810
Unpaved	4,174	4,101	4,101	4,038	4,038	4,038	24,488
District Grant Program Total	\$32,296	\$30,397	\$31,849	\$31,843	\$31,812	\$32,115	\$190,312
State of Good Repair							
Federal	\$32,111	\$25,285	\$28,154	\$24,571	\$31,805	\$25,323	\$167,249
State	12,173	21,230	22,366	25,548	17,591	24,135	123,043
State of Good Repair Total	\$44,283	\$46,515	\$50,519	\$50,119	\$49,396	\$49,459	\$290,292
Interstate Corridor Funds							
Debt	\$0	\$52,669	\$0	\$0	\$65,230	\$0	\$117,899
State	34,343	17,802	12,692	6,615	1,363	0	72,816
Interstate Corridor Funds Total	\$34,343	\$70,471	\$12,692	\$6,615	\$66,593	\$0	\$190,715
Special Structures							
State	\$13,719	\$14,835	\$9,360	\$20,285	\$25,976	\$41,880	\$126,056
Special Structures Total	\$13,719	\$14,835	\$9,360	\$20,285	\$25,976	\$41,880	\$126,056
VA Safety Funds							
Federal	\$1,792	\$543	\$2,828	\$0	\$0	\$0	\$5,163
State	2,485	0	0	0	0	0	2,485
VA Safety Funds Total	\$4,277	\$543	\$2,828	\$0	\$0	\$0	\$7,648
Specialized State and Federal							
Bond	\$0	\$0	\$64,177	\$5,116	\$0	\$0	\$69,293
Federal	38,163	19,310	19,936	34,464	0	0	111,873
State	9,784	1,914	762	762	762	762	14,745
Specialized State and Federal Total	\$47,947	\$21,224	\$84,875	\$40,341	\$762	\$762	\$195,911
Revenue Sharing							
Local	\$723	\$4,438	\$1,229	\$1,633	\$0	\$0	\$8,023
State	723	4,438	1,229	1,633	0	0	8,023
Revenue Sharing Total	\$1,446	\$8,876	\$2,458	\$3,266	\$0	\$0	\$16,046
Research & Planning							
State	\$1,150	\$0	\$0	\$0	\$0	\$0	\$1,150
Research & Planning Total	\$1,150	\$0	\$0	\$0	\$0	\$0	\$1,150

Funding Allocation Summary BRISTOL DISTRICT

Service Area / Fund Source	FY2023	FY2024	FY2025	FY2026	FY2027	FY2028	Total
Earmarks							
Federal	\$1,995	\$0	\$0	\$0	\$0	\$0	\$1,995
Earmarks Total	\$1,995	\$0	\$0	\$0	\$0	\$0	\$1,995
Debt Service							
Federal	\$1,948	\$2,390	\$2,390	\$2,391	\$2,390	\$2,390	\$13,899
Debt Service Total	\$1,948	\$2,390	\$2,390	\$2,391	\$2,390	\$2,390	\$13,899
Other Funds							
Other	\$625	\$0	\$0	\$0	\$0	\$0	\$625
Other Funds Total	\$625	\$0	\$0	\$0	\$0	\$0	\$625
District Total	\$186,290	\$197,897	\$201,064	\$158,588	\$189,819	\$126,606	\$1,060,264

ROUTE: 0011		PROJECT NAME				PROGRAM/SYSTEM		MPO Area	
UPC:	105309	#HB2.FY17 Widen Rte. 11 & I-81 south bound on & off ramps				Urban		Bristol	
REPORT NOTE: Balance to be addressed at CN completion									
Street Name:	Lee Highway					Start (CY)		Budget	Expenditure
Jurisdiction:	Bristol					PE	2015	\$160	\$181
Description:	FROM: 500 feet west of Int. I-81 northbound off ramp TO: 450 feet east of Island Rd. (0.1300 MI)					RW	2019	\$540	\$529
Scope:	Reconstruction w/ Added Capacity					CN	2021	\$5,150	\$0
						Total		\$5,850	\$710
Service Area / Fund	Previous	FY2023	FY2024	FY2025	FY2026	FY2027	FY2028	Total	
District Grant Program									
Federal	\$3,814	\$0	\$0	\$0	\$0	\$0	\$0	\$3,814	
Specialized State and Federal									
Federal	\$246	\$0	\$0	\$0	\$0	\$0	\$0	\$246	
Match	\$28	\$0	\$0	\$0	\$0	\$0	\$0	\$28	
Legacy CN Formula									
Federal	\$1,067	\$0	\$0	\$0	\$0	\$0	\$0	\$1,067	
Match	\$310	\$0	\$0	\$0	\$0	\$0	\$0	\$310	
State	\$631	\$0	\$0	\$0	\$0	\$0	\$0	\$631	
TOTAL	\$6,096	\$0	\$0	\$0	\$0	\$0	\$0	\$6,096	

ROUTE: 0011		PROJECT NAME				PROGRAM/SYSTEM		MPO Area	
UPC:	105753	#HB2.FY17 WIDEN RTE. 11 (2 TO 4 LANES)				Urban		Bristol	
Street Name:	Lee Highway					Start (CY)		Budget	Expenditure
Jurisdiction:	Bristol					PE	2016	\$150	\$150
Description:	FROM: 265 feet E. of Blevins Blvd. TO: Alexis Drive. (0.8700 MI)					RW	2017	\$259	\$259
Scope:	Reconstruction w/ Added Capacity					CN	2017	\$9,081	\$9,081
						Total		\$9,490	\$9,490
Service Area / Fund	Previous	FY2023	FY2024	FY2025	FY2026	FY2027	FY2028	Total	
District Grant Program									
Federal	\$796	\$0	\$0	\$0	\$0	\$0	\$0	\$796	
State	\$8,036	\$0	\$0	\$0	\$0	\$0	\$0	\$8,036	
Specialized State and Federal									
Federal	\$592	\$0	\$0	\$0	\$0	\$0	\$0	\$592	
State	\$23	\$0	\$0	\$0	\$0	\$0	\$0	\$23	
Bond	\$43	\$0	\$0	\$0	\$0	\$0	\$0	\$43	
TOTAL	\$9,490	\$0	\$0	\$0	\$0	\$0	\$0	\$9,490	

ROUTE: 0011		PROJECT NAME				PROGRAM/SYSTEM		MPO Area	
UPC:	110794	#SMART18 - INT. IMPROVEMENTS AND ACCESS MGMT. Rtes. 11 & 140				Primary		Bristol	
Street Name:	W. Main Street					Start (CY)		Budget	Expenditure
Jurisdiction:	Abingdon					PE	2020	\$232	\$188
Description:	FROM: Int. Rte. 11 & 140 TO: 0.08 mi. E. Int. Rte. 11 & 140 (0.0800 MI)					RW	2022	\$57	\$30
Scope:	Reconstruction w/o Added Capacity					CN	2022	\$824	\$0
						Total		\$1,113	\$218
Service Area / Fund	Previous	FY2023	FY2024	FY2025	FY2026	FY2027	FY2028	Total	
District Grant Program									
Federal	\$253	\$0	\$0	\$0	\$0	\$0	\$0	\$253	
State	\$860	\$0	\$0	\$0	\$0	\$0	\$0	\$860	
TOTAL	\$1,113	\$0	\$0	\$0	\$0	\$0	\$0	\$1,113	

ROUTE: 0011		PROJECT NAME				PROGRAM/SYSTEM		MPO Area		
UPC:	110796	#SMART18 - US 11 at SR 107 Int. Impr. w/radius				Primary		NonMPO		
Street Name:	Lee Hwy							Start (CY)	Budget	Expenditure
Jurisdiction:	Smyth County					PE	2017	\$720	\$576	
Description:	FROM: 0.1 mi. W. Int. Rte 107 TO: Int. Rte. 107 (0.1000 MI)				RW	2020	\$762	\$532		
Scope:	Reconstruction w/o Added Capacity				CN	2021	\$1,560	\$675		
							Total	\$3,042	\$1,782	
Service Area / Fund	Previous	FY2023	FY2024	FY2025	FY2026	FY2027	FY2028	Total		
District Grant Program										
Federal	\$752	\$0	\$0	\$0	\$0	\$0	\$0	\$752		
State	\$1,689	\$601	\$0	\$0	\$0	\$0	\$0	\$2,290		
TOTAL	\$2,441	\$601	\$0	\$0	\$0	\$0	\$0	\$3,042		

ROUTE: 0011		PROJECT NAME				PROGRAM/SYSTEM		MPO Area		
UPC:	110797	#SMART18 - US 11 at Railroad Drive Inter. Improvement				Primary		NonMPO		
REPORT NOTE: Funded to anticipated award estimate										
Street Name:	Lee Hwy							Start (CY)	Budget	Expenditure
Jurisdiction:	Smyth County					PE	2017	\$340	\$340	
Description:	FROM: 0.208 Mi. W. Int. Railroad Drive TO: 0.140 Mi. E. Int. Railroad Drive (0.3480 MI)				RW	2020	\$391	\$127		
Scope:	Reconstruction w/ Added Capacity				CN	2021	\$1,666	\$1,532		
							Total	\$2,397	\$1,999	
Service Area / Fund	Previous	FY2023	FY2024	FY2025	FY2026	FY2027	FY2028	Total		
District Grant Program										
Federal	\$258	\$869	\$0	\$0	\$0	\$0	\$0	\$1,127		
State	\$1,380	\$0	\$0	\$0	\$0	\$0	\$0	\$1,380		
TOTAL	\$1,638	\$869	\$0	\$0	\$0	\$0	\$0	\$2,507		

ROUTE: 0011		PROJECT NAME				PROGRAM/SYSTEM		MPO Area		
UPC:	110798	#SMART18 - US 11 at SR 16 Int. -Improve turning movement				Primary		NonMPO		
Street Name:	Lee Hwy							Start (CY)	Budget	Expenditure
Jurisdiction:	Marion					PE	2020	\$225	\$85	
Description:	FROM: 0.014 Mile West Intersection Rte. 16 TO: 0.065 Mile East Intersection Rte. 16 (0.0780 MI)				RW	2022	\$153	\$0		
Scope:	Reconstruction w/o Added Capacity				CN	2023	\$564	\$0		
							Total	\$942	\$85	
Service Area / Fund	Previous	FY2023	FY2024	FY2025	FY2026	FY2027	FY2028	Total		
District Grant Program										
State	\$250	\$378	\$314	\$0	\$0	\$0	\$0	\$942		

ROUTE: 0011		PROJECT NAME				PROGRAM/SYSTEM		MPO Area		
UPC:	110799	#SMART18 - Int. Improv. to US 11 at Old Airport Rd.				Urban		Bristol		
Street Name:	Lee Hwy							Start (CY)	Budget	Expenditure
Jurisdiction:	Bristol					PE	2018	\$300	\$37	
Description:	FROM: 0.15 Mi. W. Old Airport Rd. TO: 0.15 Mi. E. Old Airport Rd. (0.3000 MI)				RW	2024	\$125	\$0		
Scope:	Reconstruction w/o Added Capacity				CN	2025	\$2,854	\$0		
							Total	\$3,279	\$37	
Service Area / Fund	Previous	FY2023	FY2024	FY2025	FY2026	FY2027	FY2028	Total		
District Grant Program										
Federal	\$225	\$316	\$1,024	\$1,614	\$0	\$0	\$0	\$3,179		
State	\$100	\$0	\$0	\$0	\$0	\$0	\$0	\$100		
TOTAL	\$325	\$316	\$1,024	\$1,614	\$0	\$0	\$0	\$3,279		

ROUTE: 0011	PROJECT NAME				PROGRAM/SYSTEM		MPO Area		
UPC: 110875	Lee Highway Shared Use Path - Phase 1				Urban		Bristol		
Street Name: Lee Highway							Start (CY)	Budget	Expenditure
Jurisdiction: Bristol					PE	2018	\$15	\$14	
Description: FROM: Overhill Drive TO: Clover Lane (0.1730 MI)					RW	2022	\$0	\$0	
Scope: Safety					CN	2023	\$274	\$0	
							Total	\$289	\$14
Service Area / Fund	Previous	FY2023	FY2024	FY2025	FY2026	FY2027	FY2028	Total	
VA Safety Funds									
Federal	\$0	\$0	\$134	\$0	\$0	\$0	\$0	\$134	
Specialized State and Federal									
Federal	\$151	\$0	\$0	\$0	\$0	\$0	\$0	\$151	
Match	\$4	\$0	\$0	\$0	\$0	\$0	\$0	\$4	
TOTAL	\$155	\$0	\$134	\$0	\$0	\$0	\$0	\$289	

ROUTE: 0011	PROJECT NAME				PROGRAM/SYSTEM		MPO Area		
UPC: 115485	#SMART20-US Route 11 / SR 660 Roundabout North (App ID#3804)				Primary		NonMPO		
Street Name: Lee Hwy							Start (CY)	Budget	Expenditure
Jurisdiction: Smyth County					PE	2019	\$716	\$490	
Description: FROM: 0.1 Mi. E. Int. Rte. 660 TO: 0.1 Mi. S. Int. Rte. 660					RW	2022	\$168	\$0	
Scope: Reconstruction w/o Added Capacity					CN	2023	\$2,689	\$0	
							Total	\$3,572	\$490
Service Area / Fund	Previous	FY2023	FY2024	FY2025	FY2026	FY2027	FY2028	Total	
High Priority Projects									
Federal	\$0	\$0	\$300	\$800	\$0	\$0	\$0	\$1,100	
State	\$500	\$0	\$0	\$99	\$0	\$0	\$0	\$599	
District Grant Program									
Federal	\$0	\$0	\$0	\$773	\$0	\$0	\$0	\$773	
State	\$0	\$937	\$163	\$0	\$0	\$0	\$0	\$1,100	
TOTAL	\$500	\$937	\$463	\$1,672	\$0	\$0	\$0	\$3,572	

ROUTE: 0011	PROJECT NAME				PROGRAM/SYSTEM		MPO Area		
UPC: 115486	#SMART20-Lee Hwy and Euclid Ave Roundabout (APP ID#3836)				Urban		Bristol		
Street Name: Lee Highway							Start (CY)	Budget	Expenditure
Jurisdiction: Bristol					PE	2022	\$150	\$0	
Description: FROM: Int. Lee Highway and Euclid Avenue TO: Int. Lee Highway and Euclid Avenue (0.1000 MI)					RW	2024	\$350	\$0	
Scope: Safety					CN	2025	\$2,325	\$0	
							Total	\$2,825	\$0
Service Area / Fund	Previous	FY2023	FY2024	FY2025	FY2026	FY2027	FY2028	Total	
High Priority Projects									
Federal	\$0	\$0	\$513	\$770	\$0	\$0	\$0	\$1,282	
State	\$0	\$75	\$0	\$0	\$1,468	\$0	\$0	\$1,543	
TOTAL	\$0	\$75	\$513	\$770	\$1,468	\$0	\$0	\$2,825	

ROUTE: 0011	PROJECT NAME		PROGRAM/SYSTEM				MPO Area	
UPC: 119428	#SMART22 - WIDEN US ROUTE 11 WESTERN SECTION		Primary				Bristol	
Street Name:	Lee Highway		Start (CY)		Budget	Expenditure		
Jurisdiction:	Bristol		PE	2022	\$1,183	\$29		
Description:	FROM: Alexis Drive TO: 0.045 W. of Dominion Place (0.3700 MI)		RW	2025	\$2,755	\$0		
Scope:	Reconstruction w/ Added Capacity		CN	2026	\$9,678	\$0		
			Total			\$13,617	\$29	
Service Area / Fund	Previous	FY2023	FY2024	FY2025	FY2026	FY2027	FY2028	Total
District Grant Program								
State	\$8,760	\$374	\$4,484	\$0	\$0	\$0	\$0	\$13,617

ROUTE: 0011	PROJECT NAME		PROGRAM/SYSTEM				MPO Area	
UPC: 119429	#SMART22 - US ROUTE 11 / SR 660 ROUNDABOUT SOUTH		Primary				NonMPO	
Street Name:	Lee Hwy		Start (CY)		Budget	Expenditure		
Jurisdiction:	Smyth County		PE	2021	\$955	\$48		
Description:	FROM: Intersection Rte 11 and Rte 660 TO: Intersection Rte 11 and Rte 660		RW	2024	\$194	\$0		
Scope:	Safety		CN	2025	\$4,561	\$0		
			Total			\$5,710	\$48	
Service Area / Fund	Previous	FY2023	FY2024	FY2025	FY2026	FY2027	FY2028	Total
District Grant Program								
Federal	\$0	\$0	\$0	\$0	\$2,000	\$462	\$0	\$2,462
State	\$1,149	\$373	\$1,227	\$0	\$500	\$0	\$0	\$3,248
TOTAL	\$1,149	\$373	\$1,227	\$0	\$2,500	\$462	\$0	\$5,710

ROUTE: 0011	PROJECT NAME		PROGRAM/SYSTEM				MPO Area	
UPC: 119431	#SMART22 - W MONROE at US 11 REALIGNMENT		Primary				NonMPO	
Street Name:	W Lee Highway		Start (CY)		Budget	Expenditure		
Jurisdiction:	Wytheville		PE	2021	\$791	\$49		
Description:	FROM: MP 70.12 TO: MP 70.27 (0.1500 MI)		RW	2024	\$1,081	\$0		
Scope:	Safety		CN	2025	\$2,340	\$0		
			Total			\$4,212	\$49	
Service Area / Fund	Previous	FY2023	FY2024	FY2025	FY2026	FY2027	FY2028	Total
District Grant Program								
Federal	\$0	\$0	\$0	\$0	\$1,204	\$0	\$0	\$1,204
State	\$2,358	\$0	\$650	\$0	\$0	\$0	\$0	\$3,008
TOTAL	\$2,358	\$0	\$650	\$0	\$1,204	\$0	\$0	\$4,212

ROUTE: 0011	PROJECT NAME		PROGRAM/SYSTEM				MPO Area	
UPC: 119444	#SMART22 - US ROUTE 11 AT RIFTON DRIVE		Primary				NonMPO	
Street Name:	Lee Hwy		Start (CY)		Budget	Expenditure		
Jurisdiction:	Smyth County		PE	2022	\$142	\$18		
Description:	FROM: 0.038 Mi. S. Rifton Dr TO: 0.087 Mi. N. Rifton Dr. (0.1250 MI)		RW					
Scope:	Safety		CN	2023	\$640	\$0		
			Total			\$782	\$18	
Service Area / Fund	Previous	FY2023	FY2024	FY2025	FY2026	FY2027	FY2028	Total
District Grant Program								
State	\$150	\$0	\$632	\$0	\$0	\$0	\$0	\$782

ROUTE: 0011	PROJECT NAME				PROGRAM/SYSTEM		MPO Area		
UPC: 120660	#81CIP DETOUR SIGNAL UPGRADES ABINGDON (RTE11/140;140/VHCC)				Primary		NonMPO		
Street Name:	Lee Highway				Start (CY)		Budget	Expenditure	
Jurisdiction:	Abingdon				PE				
Description:	FROM: Intersection of Rte. 11 and Rte. 140 TO: Intersection of Rte. 140 and VHCC entrance				RW				
Scope:	Traffic Management/Engineering				CN		2022	\$175	\$0
					Total			\$175	\$0
Service Area / Fund	Previous	FY2023	FY2024	FY2025	FY2026	FY2027	FY2028	Total	
Interstate Corridor Funds									
State	\$0	\$175	\$0	\$0	\$0	\$0	\$0	\$175	

ROUTE: 0011	PROJECT NAME (NEW)				PROGRAM/SYSTEM		MPO Area		
UPC: 120950	#SGR23LP Rte.11/E. Main St.-mill, surface pave, pvmt. mkg.				Primary		NonMPO		
Street Name:	East Main St.				Start (CY)		Budget	Expenditure	
Jurisdiction:	Abingdon				PE		2022	\$2	\$0
Description:	FROM: 16.932 TO: 17.388 (0.4560 MI)				RW				
Scope:	Resurfacing				CN		2023	\$253	\$0
					Total			\$255	\$0
Service Area / Fund	Previous	FY2023	FY2024	FY2025	FY2026	FY2027	FY2028	Total	
State of Good Repair									
State	\$0	\$255	\$0	\$0	\$0	\$0	\$0	\$255	

ROUTE: 0011	PROJECT NAME (NEW)				PROGRAM/SYSTEM		MPO Area		
UPC: 120955	#SGR23LP - Goode St - Milling, Surface Paving, Pave Mkg				Urban		Bristol		
Street Name:	Goode St				Start (CY)		Budget	Expenditure	
Jurisdiction:	Bristol				PE		2022	\$4	\$0
Description:	FROM: 0 TO: 0.31 (0.3100 MI)				RW				
Scope:	Resurfacing				CN		2025	\$153	\$0
					Total			\$157	\$0
Service Area / Fund	Previous	FY2023	FY2024	FY2025	FY2026	FY2027	FY2028	Total	
State of Good Repair									
State	\$76	\$81	\$0	\$0	\$0	\$0	\$0	\$157	

ROUTE: 0016	PROJECT NAME				PROGRAM/SYSTEM		MPO Area		
UPC: 111238	#SGR18LB - RT 16 Tazewell Co VA #1800 Federal #22542				Urban		NonMPO		
Jurisdiction:	Tazewell				Start (CY)		Budget	Expenditure	
Description:	FROM: 0.08 FR 16A TO: 8.30 TO WVA Line (0.0200 MI)				PE		2017	\$300	\$247
Scope:	Bridge Replacement w/o Added Capacity				RW		2019	\$0	\$0
					CN		2022	\$2,466	\$0
					Total			\$2,766	\$247
Service Area / Fund	Previous	FY2023	FY2024	FY2025	FY2026	FY2027	FY2028	Total	
State of Good Repair									
State	\$1,457	\$377	\$931	\$0	\$0	\$0	\$0	\$2,766	

ROUTE: 0016		PROJECT NAME				PROGRAM/SYSTEM		MPO Area	
UPC:	113876	#SGR19LB - Fairground Rd RT 16 Clin Rv Taz VA 1802 Fed 22544				Primary		NonMPO	
Street Name:	Fairground Road					Start (CY)	Budget	Expenditure	
Jurisdiction:	Tazewell					PE	2021	\$250	\$220
Description:	FROM: 1.6 Fr 19 TO: 0.05 To 16 (0.0100 MI)					RW			
Scope:	Bridge Replacement w/o Added Capacity					CN	2022	\$2,050	\$0
						Total		\$2,300	\$220
Service Area / Fund	Previous	FY2023	FY2024	FY2025	FY2026	FY2027	FY2028	Total	
State of Good Repair									
Federal	\$0	\$1,000	\$0	\$0	\$0	\$0	\$0	\$0	\$1,000
State	\$503	\$797	\$0	\$0	\$0	\$0	\$0	\$0	\$1,300
TOTAL	\$503	\$1,797	\$0	\$0	\$0	\$0	\$0	\$0	\$2,300

ROUTE: 0019		PROJECT NAME				PROGRAM/SYSTEM		MPO Area	
UPC:	110793	#SMART18 - Intersection improvements - Routes 11 and 19				Primary		Bristol	
REPORT NOTE: Funded to anticipated award estimate									
Street Name:	Porterfield Highway					Start (CY)	Budget	Expenditure	
Jurisdiction:	Abingdon					PE	2019	\$188	\$188
Description:	FROM: Int. Route 11 TO: 0.083 Miles North Int. Route 11 (0.0830 MI)					RW			
Scope:	Reconstruction w/ Added Capacity					CN	2021	\$835	\$734
						Total		\$1,023	\$922
Service Area / Fund	Previous	FY2023	FY2024	FY2025	FY2026	FY2027	FY2028	Total	
District Grant Program									
Federal	\$935	\$0	\$0	\$0	\$0	\$0	\$0	\$0	\$935
State	\$200	\$0	\$0	\$0	\$0	\$0	\$0	\$0	\$200
TOTAL	\$1,135	\$0	\$0	\$0	\$0	\$0	\$0	\$0	\$1,135

ROUTE: 0019		PROJECT NAME				PROGRAM/SYSTEM		MPO Area	
UPC:	119438	#SMART22 - US 19 EB SUPER ELEVATION IMPROVEMENTS				Primary		NonMPO	
Street Name:	US 19					Start (CY)	Budget	Expenditure	
Jurisdiction:	Russell County					PE	2022	\$893	\$11
Description:	FROM: 0.035 Mi. W. Tiller Trailer Ct TO: Intersection Rte. 80 (0.4800 MI)					RW		\$95	\$0
Scope:	Safety					CN	2025	\$3,954	\$0
						Total		\$4,942	\$11
Service Area / Fund	Previous	FY2023	FY2024	FY2025	FY2026	FY2027	FY2028	Total	
District Grant Program									
Federal	\$0	\$0	\$0	\$0	\$480	\$1,962	\$0	\$0	\$2,442
State	\$1,000	\$0	\$1,500	\$0	\$0	\$0	\$0	\$0	\$2,500
TOTAL	\$1,000	\$0	\$1,500	\$0	\$480	\$1,962	\$0	\$0	\$4,942

ROUTE: 0019	PROJECT NAME (NEW)				PROGRAM/SYSTEM		MPO Area		
UPC: 120948	Rte. 19-460/637 Intersection Improvements				Urban		NonMPO		
Jurisdiction: Tazewell County							Start (CY)	Budget	Expenditure
Description: FROM: .10 Mi. N. Int. Rte. 460/637 TO: .10 Mi. S. Int. Rte. 460/637					PE	2027	\$10	\$0	
Scope: Safety					RW		\$0	\$0	
					CN	2028	\$190	\$0	
					Total		\$200	\$0	
Service Area / Fund	Previous	FY2023	FY2024	FY2025	FY2026	FY2027	FY2028	Total	
Revenue Sharing									
State	\$0	\$0	\$0	\$100	\$0	\$0	\$0	\$100	
Local	\$0	\$0	\$0	\$100	\$0	\$0	\$0	\$100	
TOTAL	\$0	\$0	\$0	\$200	\$0	\$0	\$0	\$200	

ROUTE: 0019	PROJECT NAME (NEW)				PROGRAM/SYSTEM		MPO Area		
UPC: 120949	Rte. 19/460 Pavement Replacement				Urban		NonMPO		
Jurisdiction: Tazewell							Start (CY)	Budget	Expenditure
Description: FROM: Perry Street TO: U.S. Rte. 460					PE	2027	\$517	\$0	
Scope: Reconstruction w/o Added Capacity					RW		\$0	\$0	
					CN	2029	\$4,737	\$0	
					Total		\$5,254	\$0	
Service Area / Fund	Previous	FY2023	FY2024	FY2025	FY2026	FY2027	FY2028	Total	
Revenue Sharing									
State	\$0	\$0	\$0	\$1,000	\$1,287	\$0	\$0	\$2,287	
Local	\$0	\$0	\$0	\$1,000	\$1,287	\$0	\$0	\$2,287	
TOTAL	\$0	\$0	\$0	\$2,000	\$2,574	\$0	\$0	\$4,574	

ROUTE: 0023	PROJECT NAME				PROGRAM/SYSTEM		MPO Area		
UPC: 104898	#SGR17VB - Bridge Repl - RT 23 NBL over NSRR (Fed 10697)				Primary		NonMPO		
Street Name: RTE. 23							Start (CY)	Budget	Expenditure
Jurisdiction: Lee County					PE	2014	\$425	\$234	
Description: FROM: 2.1 mi fr wise Co. Line TO: 2.3 mi. to Scott Co. Line (0.0300 MI)					RW				
Scope: Bridge Replacement w/ Added Capacity					CN	2023	\$3,440	\$0	
					Total		\$3,865	\$234	
Service Area / Fund	Previous	FY2023	FY2024	FY2025	FY2026	FY2027	FY2028	Total	
State of Good Repair									
Federal	\$301	\$665	\$1,240	\$0	\$0	\$0	\$0	\$2,206	
Specialized State and Federal									
Federal	\$200	\$0	\$0	\$0	\$0	\$0	\$0	\$200	
Legacy CN Formula									
State	\$1,460	\$0	\$0	\$0	\$0	\$0	\$0	\$1,460	
TOTAL	\$1,961	\$665	\$1,240	\$0	\$0	\$0	\$0	\$3,865	

ROUTE: 0023		PROJECT NAME				PROGRAM/SYSTEM		MPO Area	
UPC:	105960	#SGR21VB - Bridge Repl - Rte 23 SBL over NSRR (Fed ID 10696)				Primary		NonMPO	
Street Name:	RTE 23					Start (CY)	Budget	Expenditure	
Jurisdiction:	Lee County					PE	2017	\$409	\$188
Description:	FROM: 2.1 mi fr. wise co. line TO: 2.3 mi to scott Co line (0.0300 MI)					RW			
Scope:	Bridge Replacement w/ Added Capacity					CN	2023	\$3,533	\$0
						Total		\$3,942	\$188
Service Area / Fund	Previous	FY2023	FY2024	FY2025	FY2026	FY2027	FY2028	Total	
State of Good Repair									
Federal	\$200	\$702	\$2,839	\$0	\$0	\$0	\$0	\$3,742	
Specialized State and Federal									
Federal	\$200	\$0	\$0	\$0	\$0	\$0	\$0	\$200	
TOTAL	\$400	\$702	\$2,839	\$0	\$0	\$0	\$0	\$3,942	

ROUTE: 0023		PROJECT NAME				PROGRAM/SYSTEM		MPO Area	
UPC:	115483	#SMART20-US 58 Alt and US 23 NB Off-Ramp Mod (APP ID#3997)				Urban		NonMPO	
REPORT NOTE: Balance to be addressed at award.									
Street Name:	Orby Cantrell Hwy					Start (CY)	Budget	Expenditure	
Jurisdiction:	Norton					PE	2019	\$390	\$199
Description:	FROM: 0.066 Mi. S. Int. Route 58E TO: Int. Route 58E					RW			
Scope:	Reconstruction w/o Added Capacity					CN	2022	\$765	\$0
						Total		\$1,155	\$199
Service Area / Fund	Previous	FY2023	FY2024	FY2025	FY2026	FY2027	FY2028	Total	
District Grant Program									
Federal	\$0	\$886	\$0	\$0	\$0	\$0	\$0	\$886	
State	\$390	\$0	\$0	\$0	\$0	\$0	\$0	\$390	
TOTAL	\$390	\$886	\$0	\$0	\$0	\$0	\$0	\$1,276	

ROUTE: 0023		PROJECT NAME				PROGRAM/SYSTEM		MPO Area	
UPC:	119434	#SMART22 - US23 SAFETY IMPROVEMENTS				Primary		NonMPO	
Street Name:	US 23					Start (CY)	Budget	Expenditure	
Jurisdiction:	Wise County					PE	2021	\$632	\$21
Description:	FROM: Multiple Locations TO: Multiple Locations					RW		\$52	\$0
Scope:	Safety					CN	2024	\$4,399	\$0
						Total		\$5,083	\$21
Service Area / Fund	Previous	FY2023	FY2024	FY2025	FY2026	FY2027	FY2028	Total	
District Grant Program									
Federal	\$0	\$0	\$0	\$0	\$1,000	\$0	\$0	\$1,000	
State	\$742	\$2,766	\$575	\$0	\$0	\$0	\$0	\$4,083	
TOTAL	\$742	\$2,766	\$575	\$0	\$1,000	\$0	\$0	\$5,083	

ROUTE: 0023	PROJECT NAME				PROGRAM/SYSTEM		MPO Area		
UPC: 119439	#SMART22 - US 23 AT US 58 INTERSECTION IMPROVEMENTS				Primary		NonMPO		
Street Name:	US 23						Start (CY)	Budget	Expenditure
Jurisdiction:	Scott County				PE		2022	\$979	\$25
Description:	FROM: 0.07 mi. S. Intersection w/ Rte. 58 TO: Intersection w/ Rte. 58 (0.0700 MI)				RW				
Scope:	Reconstruction w/ Added Capacity				CN		2024	\$3,793	\$0
					Total			\$4,771	\$25
Service Area / Fund	Previous	FY2023	FY2024	FY2025	FY2026	FY2027	FY2028	Total	
District Grant Program									
Federal	\$0	\$0	\$0	\$0	\$34	\$2,604	\$0	\$2,638	
State	\$0	\$250	\$1,883	\$0	\$0	\$0	\$0	\$2,133	
TOTAL	\$0	\$250	\$1,883	\$0	\$34	\$2,604	\$0	\$4,771	

ROUTE: 0023	PROJECT NAME (NEW)				PROGRAM/SYSTEM		MPO Area		
UPC: 121022	Kane St - Construct New Sidewalk, Curb & Gutter, ADA Ramps				Enhancement		NonMPO		
Jurisdiction:	Gate City						Start (CY)	Budget	Expenditure
Description:	FROM: Jackson St TO: Jones St				PE		2022	\$169	\$0
Scope:	Facilities for Pedestrians and Bicycles				RW		2025	\$22	\$0
					CN		2025	\$1,298	\$0
					Total			\$1,490	\$0
Service Area / Fund	Previous	FY2023	FY2024	FY2025	FY2026	FY2027	FY2028	Total	
Specialized State and Federal									
Federal	\$0	\$319	\$873	\$0	\$0	\$0	\$0	\$1,192	
Other Funds									
Other	\$0	\$80	\$218	\$0	\$0	\$0	\$0	\$298	
TOTAL	\$0	\$399	\$1,091	\$0	\$0	\$0	\$0	\$1,490	

ROUTE: 0023	PROJECT NAME (NEW)				PROGRAM/SYSTEM		MPO Area		
UPC: 121150	Big Stone Gap Greenbelt and Powell River Trail Interconnect				Enhancement		NonMPO		
Jurisdiction:	Big Stone Gap						Start (CY)	Budget	Expenditure
Description:	FROM: 0.22 mi. north of E 6th St N TO: 0.28 mi. north of E 6th St N				PE		2023	\$205	\$0
Scope:	Facilities for Pedestrians and Bicycles				RW			\$0	\$0
					CN		2025	\$1,045	\$0
					Total			\$1,250	\$0
Service Area / Fund	Previous	FY2023	FY2024	FY2025	FY2026	FY2027	FY2028	Total	
Specialized State and Federal									
Federal	\$0	\$500	\$0	\$0	\$0	\$0	\$0	\$500	
Other Funds									
Other	\$0	\$750	\$0	\$0	\$0	\$0	\$0	\$750	
TOTAL	\$0	\$1,250	\$0	\$0	\$0	\$0	\$0	\$1,250	

ROUTE:	0052	PROJECT NAME	PROGRAM/SYSTEM					MPO Area		
UPC:	115470	#SMART20-US Rte 52 Int Safety Enhancements (APP ID#3617)	Primary					NonMPO		
Street Name:	N Scenic Hwy						Start (CY)	Budget	Expenditure	
Jurisdiction:	Bland County						PE	2020	\$528	\$434
Description:	FROM: 0.2 Mi. S. Int. Rte. 614 TO: 0.4 Mi. N. Int. Rte. 614 (0.6000 MI)						RW	2023	\$563	\$0
Scope:	Reconstruction w/o Added Capacity						CN	2024	\$3,400	\$0
							Total		\$4,491	\$434
Service Area / Fund	Previous	FY2023	FY2024	FY2025	FY2026	FY2027	FY2028	Total		
High Priority Projects										
Federal	\$0	\$0	\$1,440	\$2,332	\$0	\$0	\$0	\$3,772		
State	\$628	\$0	\$0	\$91	\$0	\$0	\$0	\$719		
TOTAL	\$628	\$0	\$1,440	\$2,423	\$0	\$0	\$0	\$4,491		

ROUTE:	0058	PROJECT NAME	PROGRAM/SYSTEM					MPO Area		
UPC:	16382	RTE 58 - PARALLEL LN-CORRIDOR DEV (RHEA VALLEY)	Primary					NonMPO		
Jurisdiction:	Washington County						PE	1997	\$5,711	\$5,511
Description:	FROM: 0.038 MI. EAST OF RTE. 708 TO: 0.278 MI. WEST OF RTE. 858 (EAST) (3.0180 MI)						RW	2000	\$5,672	\$5,528
Scope:	Reconstruction w/ Added Capacity						CN	2021	\$44,533	\$7,565
							Total		\$55,916	\$18,604
Service Area / Fund	Previous	FY2023	FY2024	FY2025	FY2026	FY2027	FY2028	Total		
Specialized State and Federal										
State	\$3,581	\$1,469	\$0	\$0	\$0	\$0	\$0	\$5,050		
Bond	\$50,040	\$0	\$0	\$0	\$0	\$0	\$0	\$50,040		
Legacy CN Formula										
State	\$825	\$0	\$0	\$0	\$0	\$0	\$0	\$825		
TOTAL	\$54,446	\$1,469	\$0	\$0	\$0	\$0	\$0	\$55,916		

ROUTE:	0058	PROJECT NAME	PROGRAM/SYSTEM					MPO Area		
UPC:	86601	#SGR21VB - 58 over Powell River Va struc 1045	Primary					NonMPO		
REPORT NOTE: Balance to be addressed at CN completion										
Street Name:	Daniel Boone Trail						Start (CY)	Budget	Expenditure	
Jurisdiction:	Lee County						PE	2011	\$1,808	\$1,808
Description:	FROM: 0.198 Miles West of Powell River TO: 0.172 Miles East of Powell River (0.3690 MI)						RW	2017	\$190	\$190
Scope:	Bridge Replacement w/o Added Capacity						CN	2019	\$6,753	\$6,189
							Total		\$8,751	\$8,187
Service Area / Fund	Previous	FY2023	FY2024	FY2025	FY2026	FY2027	FY2028	Total		
State of Good Repair										
Federal	\$6,256	\$586	\$0	\$0	\$0	\$0	\$0	\$6,842		
Specialized State and Federal										
Federal	\$1,720	\$0	\$0	\$0	\$0	\$0	\$0	\$1,720		
Match	\$40	\$0	\$0	\$0	\$0	\$0	\$0	\$40		
Legacy CN Formula										
State	\$185	\$0	\$0	\$0	\$0	\$0	\$0	\$185		
TOTAL	\$8,201	\$586	\$0	\$0	\$0	\$0	\$0	\$8,787		

ROUTE: 0058	PROJECT NAME					PROGRAM/SYSTEM		MPO Area			
UPC: 109438	#HB2.FY17 - US58/23 Access Management With Park & Ride					Primary		Kingsport			
Street Name:	Orby Cantrell Highway							Start (CY)	Budget	Expenditure	
Jurisdiction:	Scott County							PE	2016	\$827	\$827
Description:	FROM: 0.182 mi. W. Int. Rte. 58/619 TO: 0.244 mi. E. Int. Rte. 58/619 (0.4260 MI)							RW	2019	\$584	\$431
Scope:	Reconstruction w/o Added Capacity							CN	2020	\$3,628	\$3,522
								Total		\$5,039	\$4,779
Service Area / Fund	Previous	FY2023	FY2024	FY2025	FY2026	FY2027	FY2028	Total			
District Grant Program											
Federal	\$1,895	\$0	\$0	\$0	\$0	\$0	\$0	\$0	\$1,895		
State	\$861	\$0	\$0	\$0	\$0	\$0	\$0	\$0	\$861		
Legacy CN Formula											
State	\$2,283	\$0	\$0	\$0	\$0	\$0	\$0	\$0	\$2,283		
TOTAL	\$5,039	\$0	\$0	\$0	\$0	\$0	\$0	\$0	\$5,039		

ROUTE: 0058	PROJECT NAME					PROGRAM/SYSTEM		MPO Area			
UPC: 109439	#HB2.FY17 Add climbing lane to Rte. 58 Lee Co.					Primary		NonMPO			
Jurisdiction:	Lee County							Start (CY)	Budget	Expenditure	
Description:	FROM: 0.183 mi. W Lee/Scott County Line TO: 0.035 mi. E. Lee/Scott County Line (0.2180 MI)							PE	2016	\$409	\$409
Scope:	Reconstruction w/o Added Capacity							RW	2019	\$30	\$30
								CN	2020	\$1,217	\$967
								Total		\$1,656	\$1,406
Service Area / Fund	Previous	FY2023	FY2024	FY2025	FY2026	FY2027	FY2028	Total			
District Grant Program											
Federal	\$755	\$0	\$0	\$0	\$0	\$0	\$0	\$0	\$755		
State	\$921	\$0	\$0	\$0	\$0	\$0	\$0	\$0	\$921		
TOTAL	\$1,676	\$0	\$0	\$0	\$0	\$0	\$0	\$0	\$1,676		

ROUTE: 0058	PROJECT NAME					PROGRAM/SYSTEM		MPO Area			
UPC: 110879	#SMART18 - Gilley Ave. Shoulder Widening					Urban		NonMPO			
Street Name:	Gilley Ave.							Start (CY)	Budget	Expenditure	
Jurisdiction:	Big Stone Gap							PE	2019	\$332	\$179
Description:	FROM: 0.045 mi. East Int. Hamblen Street TO: 0.318 mi. East int. Hamblen Street (0.2730 MI)							RW	2022	\$540	\$74
Scope:	Reconstruction w/o Added Capacity							CN	2023	\$2,458	\$0
								Total		\$3,330	\$253
Service Area / Fund	Previous	FY2023	FY2024	FY2025	FY2026	FY2027	FY2028	Total			
District Grant Program											
Federal	\$273	\$2,624	\$206	\$0	\$0	\$0	\$0	\$0	\$3,103		
State	\$227	\$0	\$0	\$0	\$0	\$0	\$0	\$0	\$227		
TOTAL	\$500	\$2,624	\$206	\$0	\$0	\$0	\$0	\$0	\$3,330		

ROUTE: 0058		PROJECT NAME				PROGRAM/SYSTEM		MPO Area		
UPC:	111272	#SMART18 - Rte. 58 Truck Climbing Lane Phase 2				Primary		NonMPO		
Jurisdiction:	Lee County							Start (CY)	Budget	Expenditure
Description:	FROM: 0.552 Mi. W. Lee/Scott County Line TO: 0.183 Mi. W. Lee/Scott County Line (0.3690 MI)					PE	2017	\$341	\$341	
Scope:	Reconstruction w/o Added Capacity					RW	2019	\$13	\$13	
						CN	2020	\$2,576	\$2,390	
						Total		\$2,930	\$2,744	
Service Area / Fund	Previous	FY2023	FY2024	FY2025	FY2026	FY2027	FY2028	Total		
High Priority Projects										
Federal	\$890	\$0	\$0	\$0	\$0	\$0	\$0	\$890		
State	\$400	\$0	\$0	\$0	\$0	\$0	\$0	\$400		
District Grant Program										
State	\$1,640	\$0	\$0	\$0	\$0	\$0	\$0	\$1,640		
TOTAL	\$2,930	\$0	\$0	\$0	\$0	\$0	\$0	\$2,930		

ROUTE: 0058		PROJECT NAME				PROGRAM/SYSTEM		MPO Area		
UPC:	113982	#SGR19VB - RT 58 VA Structure #1808 Federal #22453				Primary		NonMPO		
Jurisdiction:	Norton							Start (CY)	Budget	Expenditure
Description:	FROM: 0.25M to 23N TO: 0.08M to 23S (0.1100 MI)					PE				
Scope:	Bridge Rehab w/o Added Capacity					RW				
						CN	2022	\$3,301	\$0	
						Total		\$3,301	\$0	
Service Area / Fund	Previous	FY2023	FY2024	FY2025	FY2026	FY2027	FY2028	Total		
State of Good Repair										
Federal	\$100	\$2,461	\$740	\$0	\$0	\$0	\$0	\$3,301		

ROUTE: 0058		PROJECT NAME				PROGRAM/SYSTEM		MPO Area		
UPC:	117109	#SGR21VB (FED ID 19295) Bridge Super Repl/Rte 58 over NS RR				Primary		NonMPO		
Jurisdiction:	Wise County							Start (CY)	Budget	Expenditure
Description:	FROM: 2.11 MW CL STPL TO: 8.02 M E CL COEB (0.1500 MI)					PE	2021	\$1,672	\$8	
Scope:	Bridge Rehab w/o Added Capacity					RW	2023	\$172	\$0	
						CN	2024	\$8,881	\$0	
						Total		\$10,725	\$8	
Service Area / Fund	Previous	FY2023	FY2024	FY2025	FY2026	FY2027	FY2028	Total		
State of Good Repair										
Federal	\$0	\$900	\$444	\$8,189	\$1,192	\$0	\$0	\$10,725		

ROUTE: 0058		PROJECT NAME				PROGRAM/SYSTEM		MPO Area		
UPC:	119426	#SMART22 - US58 EAST OF TACOMA MOUNTAIN MEDIAN BARRIER				Primary		NonMPO		
Street Name:	ALT US 58							Start (CY)	Budget	Expenditure
Jurisdiction:	Wise County					PE	2021	\$394	\$32	
Description:	FROM: 0.15 MI. E. OF STONE MOUNTAIN ROAD TO: 0.29 MI. E. OF STONE MOUNTAIN ROAD (0.1400 MI)					RW				
Scope:	Safety					CN	2023	\$2,147	\$0	
						Total		\$2,541	\$32	
Service Area / Fund	Previous	FY2023	FY2024	FY2025	FY2026	FY2027	FY2028	Total		
District Grant Program										
State	\$394	\$1,274	\$873	\$0	\$0	\$0	\$0	\$2,541		

ROUTE: 0058	PROJECT NAME				PROGRAM/SYSTEM		MPO Area		
UPC: 119433	#SMART22 - HAWTHORNE DRIVE TO 11TH STREET IMPROVEMENTS				Primary		NonMPO		
Street Name:	ALT US-58 & BUS US-23						Start (CY)	Budget	Expenditure
Jurisdiction:	Norton				PE	2021	\$141	\$10	
Description:	FROM: Multiple Locations TO: Multiple Locations				RW	2023	\$72	\$0	
Scope:	Safety				CN	2023	\$863	\$0	
							Total	\$1,076	\$10
Service Area / Fund	Previous	FY2023	FY2024	FY2025	FY2026	FY2027	FY2028	Total	
District Grant Program									
State	\$213	\$863	\$0	\$0	\$0	\$0	\$0	\$1,076	

ROUTE: 0058	PROJECT NAME				PROGRAM/SYSTEM		MPO Area	
UPC: 120662	#HB2 FY17 RTE. 58 LEE COUNTY-GUARDRAIL				Primary		NonMPO	
Jurisdiction:	Lee County							
Description:	(0.0100 MI)							
Scope:	Safety							
Service Area / Fund	Previous	FY2023	FY2024	FY2025	FY2026	FY2027	FY2028	Total
District Grant Program								
State	\$50	\$0	\$0	\$0	\$0	\$0	\$0	\$50

ROUTE: 0058	PROJECT NAME (NEW)				PROGRAM/SYSTEM		MPO Area		
UPC: 121210	#SGR23VB (FED ID 8730) Rte 58 Highlands Pkwy Cabin Creek				Primary		NonMPO		
Jurisdiction:	Grayson County						Start (CY)	Budget	Expenditure
Description:	FROM: 10.5 TO R 16 TO: 6.8 TO WASHCO (0.1000 MI)				PE	2026	\$791	\$0	
Scope:	Bridge Replacement w/o Added Capacity				RW	2028	\$585	\$0	
							CN	2029	\$3,330
							Total	\$4,706	\$0
Service Area / Fund	Previous	FY2023	FY2024	FY2025	FY2026	FY2027	FY2028	Total	
State of Good Repair									
Federal	\$0	\$0	\$0	\$0	\$0	\$3,706	\$0	\$3,706	
State	\$0	\$0	\$0	\$0	\$0	\$0	\$1,000	\$1,000	
TOTAL	\$0	\$0	\$0	\$0	\$0	\$3,706	\$1,000	\$4,706	

ROUTE: 0061	PROJECT NAME				PROGRAM/SYSTEM		MPO Area		
UPC: 113848	#SGR19VB - RT 61 over Cove Crk Tazewell VA 1069 Fed 18469				Primary		NonMPO		
Jurisdiction:	Tazewell County						Start (CY)	Budget	Expenditure
Description:	FROM: 11.8 mi from 177 TO: 3.2 mi to Rt 614 (0.0200 MI)				PE				
Scope:	Bridge Rehab w/o Added Capacity				RW	2022	\$0	\$0	
							CN	2023	\$750
							Total	\$750	\$0
Service Area / Fund	Previous	FY2023	FY2024	FY2025	FY2026	FY2027	FY2028	Total	
State of Good Repair									
Federal	\$0	\$750	\$0	\$0	\$0	\$0	\$0	\$750	

ROUTE: 0063		PROJECT NAME				PROGRAM/SYSTEM		MPO Area	
UPC:	113890	#SGR19VB - RT 63 1042 over Russell Fork River - Fed 5792				Primary		NonMPO	
Jurisdiction:	Dickenson County					Start (CY)		Budget	Expenditure
Description:	FROM: Route 80 TO: 0.01 to Route 613 (0.0200 MI)					PE			
Scope:	Bridge Rehab w/o Added Capacity					RW 2023		\$145	\$0
						CN 2024		\$5,975	\$0
						Total		\$6,120	\$0
Service Area / Fund	Previous	FY2023	FY2024	FY2025	FY2026	FY2027	FY2028	Total	
State of Good Repair									
Federal	\$0	\$482	\$623	\$1,000	\$989	\$0	\$0	\$3,094	
State	\$0	\$0	\$0	\$0	\$734	\$0	\$0	\$734	
Legacy CN Formula									
State	\$2,292	\$0	\$0	\$0	\$0	\$0	\$0	\$2,292	
TOTAL	\$2,292	\$482	\$623	\$1,000	\$1,723	\$0	\$0	\$6,120	

ROUTE: 0067		PROJECT NAME				PROGRAM/SYSTEM		MPO Area	
UPC:	113932	#SGR19LB - 2nd St RT 67 Clinch Rv Richland VA 1804 Fed 22469				Primary		NonMPO	
REPORT NOTE: Funded to anticipated award estimate									
Jurisdiction:	Richlands					Start (CY)		Budget	Expenditure
Description:	FROM: 0.30 Fnt. St. TO: 0.020 Rte 67N (0.1000 MI)					PE 2018		\$220	\$138
Scope:	Bridge Rehab w/o Added Capacity					RW			
						CN 2022		\$1,430	\$4
						Total		\$1,650	\$142
Service Area / Fund	Previous	FY2023	FY2024	FY2025	FY2026	FY2027	FY2028	Total	
State of Good Repair									
Federal	\$630	\$520	\$0	\$0	\$0	\$0	\$0	\$1,150	
State	\$558	\$0	\$0	\$0	\$0	\$0	\$0	\$558	
Legacy CN Formula									
State	\$33	\$0	\$0	\$0	\$0	\$0	\$0	\$33	
TOTAL	\$1,221	\$520	\$0	\$0	\$0	\$0	\$0	\$1,741	

ROUTE: 0077		PROJECT NAME				PROGRAM/SYSTEM		MPO Area	
UPC:	T25390	#SS - EAST RIVER TUNNEL				Interstate		NonMPO	
Jurisdiction:	Bristol								
Description:									
Scope:									
Service Area / Fund	Previous	FY2023	FY2024	FY2025	FY2026	FY2027	FY2028	Total	
Special Structures									
State	\$0	\$0	\$0	\$860	\$2,770	\$3,955	\$3,779	\$11,364	

ROUTE: 0077	PROJECT NAME		PROGRAM/SYSTEM				MPO Area	
UPC: T25389	#SS - BIG WALKER		Interstate				NonMPO	
Jurisdiction:	Bristol							
Description:								
Scope:								
Service Area / Fund	Previous	FY2023	FY2024	FY2025	FY2026	FY2027	FY2028	Total
Special Structures								
State	\$0	\$0	\$0	\$500	\$2,500	\$12,577	\$13,636	\$29,213

ROUTE: 0077	PROJECT NAME		PROGRAM/SYSTEM				MPO Area		
UPC: 113759	#SGR18VB - I77 over Cove Crk VA 2035&2036 Fed 19565&19566		Interstate				NonMPO		
Jurisdiction:	Wythe County								
Description:	FROM: 1.63 Mi to I81 TO: 3.76 Mi to Bland CL (0.6000 MI)								
Scope:	Bridge Replacement w/o Added Capacity								
						Start (CY)	Budget	Expenditure	
						PE			
						RW			
						CN	2020	\$17,333	\$10,616
						Total		\$17,333	\$10,616
Service Area / Fund	Previous	FY2023	FY2024	FY2025	FY2026	FY2027	FY2028	Total	
State of Good Repair									
Federal	\$1,895	\$6,191	\$7,756	\$0	\$0	\$0	\$0	\$15,841	
State	\$500	\$244	\$0	\$0	\$0	\$0	\$0	\$744	
Legacy CN Formula									
State	\$748	\$0	\$0	\$0	\$0	\$0	\$0	\$748	
TOTAL	\$3,143	\$6,435	\$7,756	\$0	\$0	\$0	\$0	\$17,333	

ROUTE: 0077	PROJECT NAME		PROGRAM/SYSTEM				MPO Area		
UPC: 117110	#SGR21VB (FED ID 3017) Brid Repl/I77 over Rte. 606		Interstate				NonMPO		
Jurisdiction:	Bland County								
Description:	FROM: 0.57 Mi S of Secondary Route 606 TO: 0.37 Mi N of Secondary Route 606 (1.0400 MI)								
Scope:	Bridge Replacement w/o Added Capacity								
						Start (CY)	Budget	Expenditure	
						PE	2021	\$1,786	\$391
						RW	2025	\$163	\$0
						CN	2026	\$13,983	\$0
						Total		\$15,932	\$391
Service Area / Fund	Previous	FY2023	FY2024	FY2025	FY2026	FY2027	FY2028	Total	
State of Good Repair									
Federal	\$886	\$1,520	\$157	\$9,952	\$1,192	\$617	\$0	\$14,324	
State	\$0	\$0	\$0	\$0	\$303	\$1,305	\$0	\$1,608	
TOTAL	\$886	\$1,520	\$157	\$9,952	\$1,495	\$1,923	\$0	\$15,932	

ROUTE: 0077	PROJECT NAME		PROGRAM/SYSTEM				MPO Area		
UPC: 119331	#ITTF22 I-77 VSL STUDY		Interstate				Bristol		
Jurisdiction:	Bristol District-wide								
Description:	FROM: Various TO: Various								
Scope:	Safety								
						Start (CY)	Budget	Expenditure	
						PE	2021	\$150	\$49
						RW			
						CN			
						Total		\$150	\$49
Service Area / Fund	Previous	FY2023	FY2024	FY2025	FY2026	FY2027	FY2028	Total	
High Priority Projects									
ITTF	\$150	\$0	\$0	\$0	\$0	\$0	\$0	\$150	

ROUTE: 0077	PROJECT NAME		PROGRAM/SYSTEM				MPO Area	
UPC: 119435	#SMART22 - I-77 NORTHBOUND TRUCK CLIMBING LANE		Interstate				NonMPO	
Street Name:	INTERSTATE 77		Start (CY)		Budget	Expenditure		
Jurisdiction:	Wythe County		PE	2022	\$2,260	\$18		
Description:	FROM: MP 31.1 TO: MP 32.14 (1.0400 MI)		RW					
Scope:	Reconstruction w/ Added Capacity		CN	2025	\$14,557	\$0		
			Total		\$16,817	\$18		
Service Area / Fund	Previous	FY2023	FY2024	FY2025	FY2026	FY2027	FY2028	Total
High Priority Projects								
Federal	\$0	\$1,669	\$0	\$0	\$2,260	\$12,888	\$0	\$16,817

ROUTE: 0077	PROJECT NAME		PROGRAM/SYSTEM				MPO Area	
UPC: 120267	#SS - BWMT STANDPIPE AND FIXED FIRE SUPPRESSION		Interstate				NonMPO	
Street Name:	INTERSTATE 77		Start (CY)		Budget	Expenditure		
Jurisdiction:	Bland County		PE	2021	\$1,286	\$202		
Description:	FROM: BWMT SOUTH PORTAL TO: BWMT NORTH PORTAL (0.8000 MI)		RW					
Scope:	Safety		CN	2025	\$20,725	\$0		
			Total		\$22,011	\$202		
Service Area / Fund	Previous	FY2023	FY2024	FY2025	FY2026	FY2027	FY2028	Total
Special Structures								
State	\$286	\$500	\$500	\$2,000	\$4,000	\$1,500	\$3,000	\$11,786

ROUTE: 0077	PROJECT NAME		PROGRAM/SYSTEM				MPO Area	
UPC: 120268	#SS - BWMT STRUCTURAL REPAIRS - CONC. AND STEEL COMPONENTS		Interstate				NonMPO	
Street Name:	INTERSTATE 77		Start (CY)		Budget	Expenditure		
Jurisdiction:	Bland County		PE	2021	\$50	\$747		
Description:	FROM: BWMT SOUTH PORTAL TO: BRMT NORTH PORTAL (0.8000 MI)		RW					
Scope:	Bridge Rehab w/o Added Capacity		CN	2022	\$5,145	\$78		
			Total		\$5,195	\$825		
Service Area / Fund	Previous	FY2023	FY2024	FY2025	FY2026	FY2027	FY2028	Total
Special Structures								
State	\$1,000	\$240	\$500	\$500	\$500	\$955	\$500	\$4,195

ROUTE: 0077	PROJECT NAME		PROGRAM/SYSTEM				MPO Area	
UPC: 120269	#SS - BWMT MAJOR FAN REHAB. / REPAIR / REPLACEMENT		Interstate				NonMPO	
Street Name:	INTERSTATE 77		Start (CY)		Budget	Expenditure		
Jurisdiction:	Bland County		PE	2021	\$50	\$53		
Description:	FROM: BWMT SOUTH PORTAL TO: BWMT NORTH PORTAL (0.8000 MI)		RW					
Scope:	Bridge Rehab w/o Added Capacity		CN	2023	\$9,827	\$0		
			Total		\$9,877	\$53		
Service Area / Fund	Previous	FY2023	FY2024	FY2025	FY2026	FY2027	FY2028	Total
Special Structures								
State	\$1,195	\$780	\$744	\$494	\$1,050	\$1,161	\$700	\$6,124

ROUTE: 0077	PROJECT NAME				PROGRAM/SYSTEM		MPO Area		
UPC: 120270	#SS - BWMT EMER. VENT. IMPROVEMENTS PHASE 1				Interstate		NonMPO		
Street Name:	INTERSTATE 77						Start (CY)	Budget	Expenditure
Jurisdiction:	Bland County				PE	2021	\$298	\$182	
Description:	FROM: BWMT SOUTH PORTAL TO: BWMT NORTH PORTAL (0.8000 MI)				RW				
Scope:	Safety				CN	2022	\$2,500	\$0	
					Total		\$2,798	\$182	
Service Area / Fund	Previous	FY2023	FY2024	FY2025	FY2026	FY2027	FY2028	Total	
Special Structures									
State	\$298	\$500	\$2,000	\$0	\$0	\$0	\$0	\$2,798	

ROUTE: 0077	PROJECT NAME				PROGRAM/SYSTEM		MPO Area		
UPC: 120271	#SS - ERMT EMER. VENT. IMPROVEMENTS PHASE 1				Interstate		NonMPO		
Street Name:	INTERSTATE 77						Start (CY)	Budget	Expenditure
Jurisdiction:	Bland County				PE	2021	\$298	\$180	
Description:	FROM: ERMT SOUTH PORTAL TO: ERMT NORTH PORTAL (1.1000 MI)				RW				
Scope:	Safety				CN	2022	\$2,500	\$0	
					Total		\$2,798	\$180	
Service Area / Fund	Previous	FY2023	FY2024	FY2025	FY2026	FY2027	FY2028	Total	
Special Structures									
State	\$298	\$500	\$2,000	\$0	\$0	\$0	\$0	\$2,798	

ROUTE: 0077	PROJECT NAME				PROGRAM/SYSTEM		MPO Area		
UPC: 120272	#SS - ERMT MAJOR FAN REHAB. / REPAIR / REPLACEMENT				Interstate		NonMPO		
Street Name:	INTERSTATE 77						Start (CY)	Budget	Expenditure
Jurisdiction:	Bland County				PE	2021	\$50	\$41	
Description:	FROM: ERMT SOUTH PORTAL TO: ERMT NORTH PORTAL (1.1000 MI)				RW				
Scope:	Bridge Rehab w/o Added Capacity				CN	2023	\$11,539	\$0	
					Total		\$11,589	\$41	
Service Area / Fund	Previous	FY2023	FY2024	FY2025	FY2026	FY2027	FY2028	Total	
Special Structures									
State	\$1,724	\$994	\$1,224	\$994	\$735	\$628	\$624	\$6,923	

ROUTE: 0077	PROJECT NAME				PROGRAM/SYSTEM		MPO Area		
UPC: 120273	#SS - ERMT STRUCTURAL REPAIRS - CONC. AND STEEL COMPONENTS				Interstate		NonMPO		
Street Name:	INTERSTATE 77						Start (CY)	Budget	Expenditure
Jurisdiction:	Bland County				PE	2021	\$50	\$9	
Description:	FROM: ERMT SOUTH PORTAL TO: ERMT NORTH PORTAL (1.1000 MI)				RW				
Scope:	Bridge Rehab w/o Added Capacity				CN	2022	\$4,917	\$23	
					Total		\$4,967	\$32	
Service Area / Fund	Previous	FY2023	FY2024	FY2025	FY2026	FY2027	FY2028	Total	
Special Structures									
State	\$667	\$800	\$500	\$500	\$500	\$500	\$500	\$3,967	

ROUTE: 0077		PROJECT NAME				PROGRAM/SYSTEM		MPO Area	
UPC:	120274	#SS - ERMT STANDPIPE AND FIXED FIRE SUPPRESSION				Interstate		NonMPO	
Street Name:	INTERSTATE 77					Start (CY)		Budget	Expenditure
Jurisdiction:	Bland County					PE	2021	\$1,286	\$203
Description:	FROM: ERMT SOUTH PORTAL TO: ERMT NORTH PORTAL (1.1000 MI)					RW			
Scope:	Safety					CN	2025	\$24,150	\$0
						Total		\$25,436	\$203
Service Area / Fund	Previous	FY2023	FY2024	FY2025	FY2026	FY2027	FY2028	Total	
Special Structures									
State	\$286	\$500	\$500	\$2,000	\$4,000	\$1,500	\$4,500	\$13,286	

ROUTE: 0077		PROJECT NAME				PROGRAM/SYSTEM		MPO Area	
UPC:	120275	#SS - ERMT MOVEABLE EXHAUST CANOPIES				Interstate		NonMPO	
Street Name:	INTERSTATE 77					Start (CY)		Budget	Expenditure
Jurisdiction:	Bland County					PE	2021	\$50	\$26
Description:	FROM: ERMT SOUTH PORTAL TO: ERMT NORTH PORTAL (1.1000 MI)					RW			
Scope:	Safety					CN	2023	\$1,100	\$0
						Total		\$1,150	\$26
Service Area / Fund	Previous	FY2023	FY2024	FY2025	FY2026	FY2027	FY2028	Total	
Special Structures									
State	\$150	\$100	\$450	\$450	\$0	\$0	\$0	\$1,150	

ROUTE: 0077		PROJECT NAME				PROGRAM/SYSTEM		MPO Area	
UPC:	120276	#SS - BWMT MOVEABLE EXHAUST CANOPIES				Interstate		NonMPO	
Street Name:	INTERSTATE 77					Start (CY)		Budget	Expenditure
Jurisdiction:	Bland County					PE	2021	\$50	\$19
Description:	FROM: BWMT SOUTH PORTAL TO: BWMT NORTH PORTAL (0.8000 MI)					RW			
Scope:	Safety					CN	2023	\$1,100	\$0
						Total		\$1,150	\$19
Service Area / Fund	Previous	FY2023	FY2024	FY2025	FY2026	FY2027	FY2028	Total	
Special Structures									
State	\$150	\$100	\$450	\$450	\$0	\$0	\$0	\$1,150	

ROUTE: 0077		PROJECT NAME				PROGRAM/SYSTEM		MPO Area	
UPC:	120656	#SS - BWMT SCADA BUILDING INFORMATION MODEL (BIM)				Interstate		NonMPO	
Street Name:	INTERSTATE 77					Start (CY)		Budget	Expenditure
Jurisdiction:	Bland County					PE	2022	\$10	\$5
Description:	FROM: BWMT SOUTH PORTAL TO: BWMT NORTH PORTAL (0.8000 MI)					RW			
Scope:	Safety					CN	2022	\$310	\$0
						Total		\$320	\$5
Service Area / Fund	Previous	FY2023	FY2024	FY2025	FY2026	FY2027	FY2028	Total	
Special Structures									
State	\$320	\$0	\$0	\$0	\$0	\$0	\$0	\$320	

ROUTE:	PROJECT NAME				PROGRAM/SYSTEM		MPO Area		
0077	#SS - ERMT SS PROJECT EQUIPMENT AND MATERIAL STORAGE AREA				Interstate		NonMPO		
UPC:	120657								
Street Name:	INTERSTATE 77				Start (CY)		Budget	Expenditure	
Jurisdiction:	Bland County				PE	2022	\$10	\$28	
Description:	FROM: ERMT SOUTH PORTAL TO: ERMT NORTH PORTAL (1.1000 MI)				RW				
Scope:	Safety				CN	2022	\$174	\$0	
					Total		\$184	\$28	
Service Area / Fund	Previous	FY2023	FY2024	FY2025	FY2026	FY2027	FY2028	Total	
Special Structures									
State	\$184	\$0	\$0	\$0	\$0	\$0	\$0	\$184	

ROUTE:	PROJECT NAME				PROGRAM/SYSTEM		MPO Area		
0077	#SS - ERMT CCTV REPLACEMENT - OBSOLETE ANALOG CAMERAS				Interstate		NonMPO		
UPC:	120658								
Street Name:	INTERSTATE 77				Start (CY)		Budget	Expenditure	
Jurisdiction:	Bland County				PE	2022	\$3	\$4	
Description:	FROM: ERMT SOUTH PORTAL TO: ERMT NORTH PORTAL (1.1000 MI)				RW				
Scope:	Safety				CN	2022	\$157	\$0	
					Total		\$160	\$4	
Service Area / Fund	Previous	FY2023	FY2024	FY2025	FY2026	FY2027	FY2028	Total	
Special Structures									
State	\$160	\$0	\$0	\$0	\$0	\$0	\$0	\$160	

ROUTE:	PROJECT NAME				PROGRAM/SYSTEM		MPO Area		
0077	#SS - BWMT CCTV REPLACEMENT - OBSOLETE ANALOG CAMERAS				Interstate		NonMPO		
UPC:	120659								
Street Name:	INTERSTATE 77				Start (CY)		Budget	Expenditure	
Jurisdiction:	Bland County				PE	2022	\$2	\$3	
Description:	FROM: BWMT SOUTH PORTAL TO: BWMT NORTH PORTAL (0.8000 MI)				RW				
Scope:	Safety				CN	2022	\$159	\$145	
					Total		\$161	\$148	
Service Area / Fund	Previous	FY2023	FY2024	FY2025	FY2026	FY2027	FY2028	Total	
Special Structures									
State	\$161	\$0	\$0	\$0	\$0	\$0	\$0	\$161	

ROUTE:	PROJECT NAME				PROGRAM/SYSTEM		MPO Area		
0077	#SS - ERMT SCADA BUILDING INFORMATION MODEL (BIM)				Interstate		NonMPO		
UPC:	120672								
Street Name:	INTERSTATE 77				Start (CY)		Budget	Expenditure	
Jurisdiction:	Bland County				PE	2022	\$10	\$28	
Description:	FROM: ERMT SOUTH PORTAL TO: ERMT NORTH PORTAL (1.1000 MI)				RW				
Scope:	Safety				CN	2023	\$314	\$0	
					Total		\$324	\$28	
Service Area / Fund	Previous	FY2023	FY2024	FY2025	FY2026	FY2027	FY2028	Total	
Special Structures									
State	\$324	\$0	\$0	\$0	\$0	\$0	\$0	\$324	

ROUTE:	PROJECT NAME				PROGRAM/SYSTEM		MPO Area			
0077	#SS - BWMT SS PROJECT EQUIPMENT AND MATERIAL STORAGE AREA				Interstate		NonMPO			
UPC:	120682									
Street Name:	INTERSTATE 77						Start (CY)	Budget	Expenditure	
Jurisdiction:	Bland County						PE	2022	\$10	\$28
Description:	FROM: BWMT SOUTH PORTAL TO: BWMT NORTH PORTAL (0.8000 MI)						RW			
Scope:	Safety						CN	2022	\$190	\$0
							Total		\$200	\$28
Service Area / Fund	Previous	FY2023	FY2024	FY2025	FY2026	FY2027	FY2028	Total		
Special Structures										
State	\$200	\$0	\$0	\$0	\$0	\$0	\$0	\$0	\$200	

ROUTE:	PROJECT NAME				PROGRAM/SYSTEM		MPO Area			
0077	#SS - BWMT SUPERVISORY CONTROL AND DATA ACQUISITION				Interstate		NonMPO			
UPC:	120691									
Street Name:	INTERSTATE 77						Start (CY)	Budget	Expenditure	
Jurisdiction:	Bland County						PE	2022	\$25	\$2
Description:	FROM: BWMT SOUTH PORTAL TO: BWMT NORTH PORTAL (0.8000 MI)						RW			
Scope:	Safety						CN	2022	\$3,475	\$0
							Total		\$3,500	\$2
Service Area / Fund	Previous	FY2023	FY2024	FY2025	FY2026	FY2027	FY2028	Total		
Special Structures										
State	\$25	\$1,225	\$2,250	\$0	\$0	\$0	\$0	\$0	\$3,500	

ROUTE:	PROJECT NAME				PROGRAM/SYSTEM		MPO Area			
0077	#SS - ERMT SUPERVISORY CONTROL AND DATA ACQUISITION				Interstate		NonMPO			
UPC:	120692									
Street Name:	INTERSTATE 77						Start (CY)	Budget	Expenditure	
Jurisdiction:	Bland County						PE	2022	\$25	\$2
Description:	FROM: ERMT SOUTH PORTAL TO: ERMT NORTH PORTAL (1.1000 MI)						RW			
Scope:	Safety						CN	2022	\$3,475	\$0
							Total		\$3,500	\$2
Service Area / Fund	Previous	FY2023	FY2024	FY2025	FY2026	FY2027	FY2028	Total		
Special Structures										
State	\$25	\$1,725	\$1,750	\$0	\$0	\$0	\$0	\$0	\$3,500	

ROUTE:	PROJECT NAME				PROGRAM/SYSTEM		MPO Area			
0077	#SS - ERMT STRENGTHEN FAN MONORAIL BEAMS				Interstate		NonMPO			
UPC:	121025									
Street Name:	INTERSTATE 77						Start (CY)	Budget	Expenditure	
Jurisdiction:	Bland County						PE	2022	\$70	\$0
Description:	FROM: ERMT SOUTH PORTAL TO: ERMT NORTH PORTAL (1.1000 MI)						RW			
Scope:	Safety						CN	2023	\$250	\$0
							Total		\$320	\$0
Service Area / Fund	Previous	FY2023	FY2024	FY2025	FY2026	FY2027	FY2028	Total		
Special Structures										
State	\$20	\$70	\$230	\$0	\$0	\$0	\$0	\$0	\$320	

ROUTE: 0077	PROJECT NAME				PROGRAM/SYSTEM		MPO Area	
UPC: 121143	#SS - ERMT LIGHTING CIRCUIT REPAIR - NE QUADRANT				Interstate		NonMPO	
Street Name:	INTERSTATE 77				Start (CY)		Budget	Expenditure
Jurisdiction:	Bland County				PE	2022	\$50	\$0
Description:	FROM: ERMT SOUTH PORTAL TO: ERMT NORTH PORTAL (1.1000 MI)				RW			
Scope:	Safety				CN	2022	\$3,200	\$0
					Total		\$3,250	\$0
Service Area / Fund	Previous	FY2023	FY2024	FY2025	FY2026	FY2027	FY2028	Total
Special Structures								
State	\$26	\$3,224	\$0	\$0	\$0	\$0	\$0	\$3,250

ROUTE: 0077	PROJECT NAME				PROGRAM/SYSTEM		MPO Area	
UPC: 121346	#SS - ERMT DRAINAGE REPAIRS				Interstate		NonMPO	
Street Name:	INTERSTATE 77				Start (CY)		Budget	Expenditure
Jurisdiction:	Bland County				PE	2028	\$25	\$0
Description:	FROM: AT ERMT SOUTH PORTAL TO: AT ERMT SOUTH PORTAL (1.1000 MI)				RW			
Scope:	Safety				CN	2030	\$500	\$0
					Total		\$525	\$0
Service Area / Fund	Previous	FY2023	FY2024	FY2025	FY2026	FY2027	FY2028	Total
Special Structures								
State	\$229	\$26	\$270	\$0	\$0	\$0	\$0	\$525

ROUTE: 0077	PROJECT NAME				PROGRAM/SYSTEM		MPO Area	
UPC: 121347	#SS - BWMT EMER. VENT. IMPROVEMENTS PHASE 2				Interstate		NonMPO	
Street Name:	INTERSTATE 77				Start (CY)		Budget	Expenditure
Jurisdiction:	Bland County				PE	2023	\$1,000	\$0
Description:	FROM: BWMT NORTH TUNNEL BUILDING TO: NW SUPPLY FAN ROOM (0.8000 MI)				RW			
Scope:	Safety				CN	2024	\$9,041	\$0
					Total		\$10,041	\$0
Service Area / Fund	Previous	FY2023	FY2024	FY2025	FY2026	FY2027	FY2028	Total
Special Structures								
State	\$10	\$240	\$250	\$500	\$3,541	\$2,000	\$3,500	\$10,041

ROUTE: 0077	PROJECT NAME				PROGRAM/SYSTEM		MPO Area	
UPC: 121348	#SS - BWMT SWITCHGEAR AND POWER DISTRIBUTION REPLACEMENT				Interstate		NonMPO	
Street Name:	INTERSTATE 77				Start (CY)		Budget	Expenditure
Jurisdiction:	Bland County				PE	2025	\$1,000	\$0
Description:	FROM: BWMT SOUTH TUNNEL BUILDING TO: BWMT NORTH TUNNEL BUILDING (0.8000 MI)				RW			
Scope:	Safety				CN	2029	\$18,491	\$0
					Total		\$19,491	\$0
Service Area / Fund	Previous	FY2023	FY2024	FY2025	FY2026	FY2027	FY2028	Total
Special Structures								
State	\$18	\$55	\$56	\$56	\$315	\$500	\$6,291	\$7,291

ROUTE: 0077	PROJECT NAME					PROGRAM/SYSTEM		MPO Area	
UPC: 121430	#SS - ERMT SWITCHGEAR AND POWER DISTRIBUTION REPLACEMENT					Interstate		NonMPO	
Street Name:	INTERSTATE 77					Start (CY)		Budget	Expenditure
Jurisdiction:	Bland County					PE	2025	\$1,000	\$0
Description:	FROM: ERMT SOUTH TUNNEL BUILDING TO: ERMT NORTH TUNNEL BUILDING (1.1000 MI)					RW			
Scope:	Safety					CN	2029	\$21,116	\$0
						Total		\$22,116	\$0
Service Area / Fund	Previous	FY2023	FY2024	FY2025	FY2026	FY2027	FY2028	Total	
Special Structures									
State	\$18	\$55	\$56	\$56	\$315	\$500	\$4,791	\$5,791	

ROUTE: 0081	PROJECT NAME					PROGRAM/SYSTEM		MPO Area	
UPC: 104936	#SGR17VB - I81 STRUCTs 19596 & 19597 / Reed Creek-Wythe					Interstate		NonMPO	
Street Name:	I-81					Start (CY)		Budget	Expenditure
Jurisdiction:	Wythe County					PE	2016	\$1,080	\$1,080
Description:	FROM: 0.952 Mi. North of I-77 TO: 0.920 Mi. South of Rte. 619 (0.3740 MI)					RW			
Scope:	Bridge Replacement w/o Added Capacity					CN	2018	\$24,157	\$20,955
						Total		\$25,237	\$22,035
Service Area / Fund	Previous	FY2023	FY2024	FY2025	FY2026	FY2027	FY2028	Total	
State of Good Repair									
Federal	\$21,451	\$1,552	\$0	\$0	\$0	\$0	\$0	\$23,003	
State	\$497	\$0	\$0	\$0	\$0	\$0	\$0	\$497	
Legacy CN Formula									
State	\$1,737	\$0	\$0	\$0	\$0	\$0	\$0	\$1,737	
TOTAL	\$23,685	\$1,552	\$0	\$0	\$0	\$0	\$0	\$25,237	

ROUTE: 0081	PROJECT NAME					PROGRAM/SYSTEM		MPO Area	
UPC: 109419	#HB2.FY17 I-81 at State Route 75 (Exit 17) Interchange Mod.					Interstate		Bristol	
REPORT NOTE: Balance to be addressed at CN completion									
Jurisdiction:	Multi-jurisdictional: Bristol MPO					Start (CY)		Budget	Expenditure
Description:	FROM: 0.371 mi. S. Rte. 75 Int. TO: 0.286 mi. N. Rte. 75 Int. (0.6570 MI)					PE	2016	\$2,225	\$2,230
Scope:	Reconstruction w/ Added Capacity					RW	2019	\$16,887	\$17,033
						CN	2020	\$13,610	\$5,544
						Total		\$32,723	\$24,807
Service Area / Fund	Previous	FY2023	FY2024	FY2025	FY2026	FY2027	FY2028	Total	
High Priority Projects									
Federal	\$2,937	\$0	\$0	\$0	\$0	\$0	\$0	\$2,937	
GARVEE	\$8,926	\$0	\$0	\$0	\$0	\$0	\$0	\$8,926	
District Grant Program									
Federal	\$3,140	\$2,567	\$0	\$0	\$0	\$0	\$0	\$5,707	
State	\$65	\$3,378	\$0	\$0	\$0	\$0	\$0	\$3,443	
GARVEE	\$12,274	\$0	\$0	\$0	\$0	\$0	\$0	\$12,274	
TOTAL	\$27,341	\$5,945	\$0	\$0	\$0	\$0	\$0	\$33,286	

ROUTE: 0081	PROJECT NAME				PROGRAM/SYSTEM			MPO Area
UPC: 109440	#HB2.FY17 I-81 Exit 19 Ramp Improvements				Interstate			Bristol
REPORT NOTE: Balance to be addressed at CN completion								
Jurisdiction:	Washington County				Start (CY)		Budget	Expenditure
Description:	FROM: 0.161 Mi. South of Rte. 11 TO: 0.137 Mi. North of Rte. 11 (0.2980 MI)				PE	2016	\$853	\$853
Scope:	Reconstruction w/ Added Capacity				RW	2019	\$907	\$907
					CN	2020	\$4,668	\$4,135
					Total		\$6,428	\$5,895
Service Area / Fund	Previous	FY2023	FY2024	FY2025	FY2026	FY2027	FY2028	Total
District Grant Program								
Federal/State	\$62	\$0	\$0	\$0	\$0	\$0	\$0	\$62
Federal	\$5,993	\$0	\$0	\$0	\$0	\$0	\$0	\$5,993
State	\$378	\$0	\$0	\$0	\$0	\$0	\$0	\$378
TOTAL	\$6,433	\$0	\$0	\$0	\$0	\$0	\$0	\$6,433

ROUTE: 0081	PROJECT NAME				PROGRAM/SYSTEM			MPO Area
UPC: 110380	#HB2.FY17 I-81 AT RT 75 (Exit 17) INCHG GARVEE DEBT SERVICE				Interstate			Bristol
Jurisdiction:	Multi-jurisdictional: Bristol MPO							
Description:								
Scope:								
Service Area / Fund	Previous	FY2023	FY2024	FY2025	FY2026	FY2027	FY2028	Total
Debt Service								
Federal	\$6,612	\$1,615	\$1,731	\$1,731	\$1,731	\$1,731	\$1,731	\$16,882

ROUTE: 0081	PROJECT NAME				PROGRAM/SYSTEM			MPO Area
UPC: 116156	#I81CIP NB MM32.4 TRUCK CLIMBING LANE (ID #3)				Interstate			NonMPO
Street Name:	I81				Start (CY)		Budget	Expenditure
Jurisdiction:	Washington County				PE	2020	\$1,325	\$476
Description:	FROM: MM 32.197 TO: MM 33.519 (1.3220 MI)				RW	2022	\$96	\$0
Scope:	Reconstruction w/ Added Capacity				CN	2023	\$14,469	\$0
					Total		\$15,890	\$476
Service Area / Fund	Previous	FY2023	FY2024	FY2025	FY2026	FY2027	FY2028	Total
Interstate Corridor Funds								
State	\$6,445	\$0	\$1,161	\$0	\$0	\$0	\$0	\$7,606
Debt	\$0	\$0	\$8,284	\$0	\$0	\$0	\$0	\$8,284
TOTAL	\$6,445	\$0	\$9,445	\$0	\$0	\$0	\$0	\$15,890

ROUTE: 0081	PROJECT NAME				PROGRAM/SYSTEM		MPO Area			
UPC: 116157	#I81CIP NB MM 39.5 ADD TRUCK CLIMBING LANE (ID #4)				Interstate		NonMPO			
Street Name: I81							Start (CY)	Budget	Expenditure	
Jurisdiction: Smyth County							PE	2020	\$1,350	\$598
Description: FROM: 0.239 MILES SOUTH OF MM 39.722 TO: 1.112 MILES NORTH MM 39.722 (1.3500 MI)							RW	2021	\$0	\$0
Scope: Reconstruction w/ Added Capacity							CN	2022	\$11,448	\$0
							Total		\$12,798	\$598
Service Area / Fund	Previous	FY2023	FY2024	FY2025	FY2026	FY2027	FY2028	Total		
Interstate Corridor Funds										
State	\$5,966	\$0	\$0	\$0	\$0	\$0	\$0	\$5,966		
Debt	\$0	\$0	\$6,832	\$0	\$0	\$0	\$0	\$6,832		
TOTAL	\$5,966	\$0	\$6,832	\$0	\$0	\$0	\$0	\$12,798		

ROUTE: 0081	PROJECT NAME				PROGRAM/SYSTEM		MPO Area			
UPC: 116160	#I81CIP NB MM 45.5 EXTEND DECEL LANE (ID #6)				Interstate		NonMPO			
Street Name: I81							Start (CY)	Budget	Expenditure	
Jurisdiction: Smyth County							PE	2022	\$1,344	\$0
Description: FROM: MM 45.5 TO: MM 45.6 (0.1000 MI)							RW	2025	\$947	\$0
Scope: Reconstruction w/o Added Capacity							CN	2026	\$22,454	\$0
							Total		\$24,744	\$0
Service Area / Fund	Previous	FY2023	FY2024	FY2025	FY2026	FY2027	FY2028	Total		
Interstate Corridor Funds										
State	\$0	\$1,300	\$2,124	\$3,237	\$5,959	\$0	\$0	\$12,620		
Debt	\$0	\$0	\$0	\$0	\$0	\$12,125	\$0	\$12,125		
TOTAL	\$0	\$1,300	\$2,124	\$3,237	\$5,959	\$12,125	\$0	\$24,744		

ROUTE: 0081	PROJECT NAME				PROGRAM/SYSTEM		MPO Area			
UPC: 116161	#I81CIP NB MM 48.1 EXTEND ACCEL LANE (ID #7)				Interstate		NonMPO			
Street Name: I-81							Start (CY)	Budget	Expenditure	
Jurisdiction: Smyth County							PE	2020	\$856	\$571
Description: FROM: MM 48.0 TO: MM 48.8 (0.7540 MI)							RW	2021	\$0	\$0
Scope: Reconstruction w/o Added Capacity							CN	2021	\$9,020	\$4,504
							Total		\$9,876	\$5,075
Service Area / Fund	Previous	FY2023	FY2024	FY2025	FY2026	FY2027	FY2028	Total		
Interstate Corridor Funds										
State	\$4,300	\$737	\$0	\$0	\$0	\$0	\$0	\$5,037		
Debt	\$4,839	\$0	\$0	\$0	\$0	\$0	\$0	\$4,839		
TOTAL	\$9,139	\$737	\$0	\$0	\$0	\$0	\$0	\$9,876		

ROUTE: 0081	PROJECT NAME				PROGRAM/SYSTEM		MPO Area			
UPC: 116163	#I81CIP NB MM 72.7 EXTEND DECEL LANE (ID #10)				Interstate		NonMPO			
Street Name: I81							Start (CY)	Budget	Expenditure	
Jurisdiction: Wytheville							PE	2021	\$2,240	\$181
Description: FROM: MM 72.5 TO: MM 73.3 (0.8000 MI)							RW	2025	\$1,184	\$0
Scope: Reconstruction w/o Added Capacity							CN	2026	\$34,091	\$0
							Total		\$37,514	\$181
Service Area / Fund	Previous	FY2023	FY2024	FY2025	FY2026	FY2027	FY2028	Total		
Interstate Corridor Funds										
State	\$7,023	\$6,424	\$1,932	\$1,735	\$656	\$1,363	\$0	\$19,132		
Debt	\$0	\$0	\$0	\$0	\$0	\$18,382	\$0	\$18,382		
TOTAL	\$7,023	\$6,424	\$1,932	\$1,735	\$656	\$19,745	\$0	\$37,514		

ROUTE: 0081		PROJECT NAME				PROGRAM/SYSTEM		MPO Area		
UPC:	116164	#I81CIP NB MM 73.0 DECEL AND LOOP (ID #11)				Interstate		NonMPO		
Street Name:	I81							Start (CY)	Budget	Expenditure
Jurisdiction:	Wytheville					PE	2020	\$2,000	\$1,371	
Description:	FROM: 0.419 Mi. S. of Peppers Ferry Road TO: 0.547 Mi. N. Of Peppers Ferry Road (0.9660 MI)				RW	2022	\$2,747	\$0		
Scope:	Reconstruction w/o Added Capacity				CN	2023	\$17,353	\$0		
					Total		\$22,100	\$1,371		
Service Area / Fund	Previous	FY2023	FY2024	FY2025	FY2026	FY2027	FY2028	Total		
Interstate Corridor Funds										
State	\$6,641	\$4,630	\$0	\$0	\$0	\$0	\$0	\$11,271		
Debt	\$0	\$0	\$10,829	\$0	\$0	\$0	\$0	\$10,829		
TOTAL	\$6,641	\$4,630	\$10,829	\$0	\$0	\$0	\$0	\$22,100		

ROUTE: 0081		PROJECT NAME				PROGRAM/SYSTEM		MPO Area		
UPC:	116166	#I81CIP SB MM 81.7 EXTEND DECEL LANE (ID #13)				Interstate		NonMPO		
Street Name:	I-81							Start (CY)	Budget	Expenditure
Jurisdiction:	Wythe County					PE	2022	\$2,240	\$0	
Description:	FROM: MM 81.7 TO: MM 81.9 (0.2000 MI)				RW	2025	\$710	\$0		
Scope:	Reconstruction w/o Added Capacity				CN	2026	\$12,517	\$0		
					Total		\$15,467	\$0		
Service Area / Fund	Previous	FY2023	FY2024	FY2025	FY2026	FY2027	FY2028	Total		
Interstate Corridor Funds										
State	\$0	\$1,500	\$3,000	\$3,388	\$0	\$0	\$0	\$7,888		
Debt	\$0	\$0	\$0	\$0	\$0	\$7,579	\$0	\$7,579		
TOTAL	\$0	\$1,500	\$3,000	\$3,388	\$0	\$7,579	\$0	\$15,467		

ROUTE: 0081		PROJECT NAME				PROGRAM/SYSTEM		MPO Area		
UPC:	116167	#I81CIP SB MM 42.8 EXTEND ACCEL LANE (ID #17)				Interstate		NonMPO		
Street Name:	I-81							Start (CY)	Budget	Expenditure
Jurisdiction:	Smyth County					PE	2020	\$225	\$193	
Description:	FROM: MM 42.75 TO: MM 43.06 (0.3100 MI)				RW					
Scope:	Reconstruction w/o Added Capacity				CN	2021	\$1,503	\$504		
					Total		\$1,728	\$696		
Service Area / Fund	Previous	FY2023	FY2024	FY2025	FY2026	FY2027	FY2028	Total		
Interstate Corridor Funds										
State	\$360	\$521	\$0	\$0	\$0	\$0	\$0	\$881		
Debt	\$847	\$0	\$0	\$0	\$0	\$0	\$0	\$847		
TOTAL	\$1,207	\$521	\$0	\$0	\$0	\$0	\$0	\$1,728		

ROUTE: 0081		PROJECT NAME				PROGRAM/SYSTEM		MPO Area		
UPC:	116168	#I81CIP SB MM 73.2 AUX. LANE (ID #14)				Interstate		NonMPO		
Street Name:	I81							Start (CY)	Budget	Expenditure
Jurisdiction:	Wytheville					PE	2022	\$2,240	\$0	
Description:	FROM: MM 73.2 TO: MM 73.8 (0.6000 MI)				RW	2025	\$1,184	\$0		
Scope:	Reconstruction w/ Added Capacity				CN	2026	\$17,816	\$0		
					Total		\$21,240	\$0		
Service Area / Fund	Previous	FY2023	FY2024	FY2025	FY2026	FY2027	FY2028	Total		
Interstate Corridor Funds										
State	\$0	\$1,500	\$5,000	\$4,332	\$0	\$0	\$0	\$10,832		
Debt	\$0	\$0	\$0	\$0	\$0	\$10,408	\$0	\$10,408		
TOTAL	\$0	\$1,500	\$5,000	\$4,332	\$0	\$10,408	\$0	\$21,240		

ROUTE: 0081		PROJECT NAME				PROGRAM/SYSTEM		MPO Area	
UPC:	116169	#I81CIP SB MM 54.1 EXTEND RAMP TO REST AREA (ID #15)				Interstate		NonMPO	
Street Name:	I81					Start (CY)		Budget	Expenditure
Jurisdiction:	Smyth County					PE	2020	\$400	\$326
Description:	FROM: MM 54.020 TO: MM 54.514 (0.4940 MI)				RW				
Scope:	Reconstruction w/ Added Capacity				CN	2022	\$2,448	\$0	
							Total	\$2,848	\$326
Service Area / Fund	Previous	FY2023	FY2024	FY2025	FY2026	FY2027	FY2028	Total	
Interstate Corridor Funds									
State	\$643	\$0	\$0	\$0	\$0	\$0	\$0	\$643	
Debt	\$0	\$0	\$2,205	\$0	\$0	\$0	\$0	\$2,205	
TOTAL	\$643	\$0	\$2,205	\$0	\$0	\$0	\$0	\$2,848	

ROUTE: 0081		PROJECT NAME				PROGRAM/SYSTEM		MPO Area	
UPC:	116170	#I81CIP SB MM 8.1 WIDEN TO THREE LANES (ID #27)				Interstate		Bristol	
Street Name:	I81					Start (CY)		Budget	Expenditure
Jurisdiction:	Washington County					PE	2019	\$2,600	\$1,097
Description:	FROM: MM 8.1 TO: MM 9.7 (1.6000 MI)				RW		2023	\$1,000	\$0
Scope:	Reconstruction w/ Added Capacity				CN	2023	\$29,500	\$0	
							Total	\$33,100	\$1,097
Service Area / Fund	Previous	FY2023	FY2024	FY2025	FY2026	FY2027	FY2028	Total	
Interstate Corridor Funds									
State	\$13,561	\$423	\$2,897	\$0	\$0	\$0	\$0	\$16,881	
Debt	\$0	\$0	\$16,219	\$0	\$0	\$0	\$0	\$16,219	
TOTAL	\$13,561	\$423	\$19,116	\$0	\$0	\$0	\$0	\$33,100	

ROUTE: 0081		PROJECT NAME				PROGRAM/SYSTEM		MPO Area	
UPC:	116172	#I81CIP SB MM 34.0 TRUCK CLIMBING LANE (ID #21)				Interstate		NonMPO	
Street Name:	I81					Start (CY)		Budget	Expenditure
Jurisdiction:	Washington County					PE	2020	\$1,325	\$386
Description:	FROM: MM 32.823 TO: MM 34.253 (1.4300 MI)				RW		2022	\$234	\$0
Scope:	Reconstruction w/ Added Capacity				CN	2023	\$14,176	\$0	
							Total	\$15,734	\$386
Service Area / Fund	Previous	FY2023	FY2024	FY2025	FY2026	FY2027	FY2028	Total	
Interstate Corridor Funds									
State	\$7,434	\$0	\$0	\$0	\$0	\$0	\$0	\$7,434	
Debt	\$0	\$0	\$8,300	\$0	\$0	\$0	\$0	\$8,300	
TOTAL	\$7,434	\$0	\$8,300	\$0	\$0	\$0	\$0	\$15,734	

ROUTE: 0081		PROJECT NAME				PROGRAM/SYSTEM		MPO Area	
UPC:	116174	#I81CIP MM 39.4 EXTEND DECEL LANE (ID #19)				Interstate		NonMPO	
Street Name:	I-81					Start (CY)		Budget	Expenditure
Jurisdiction:	Smyth County					PE	2020	\$170	\$132
Description:	FROM: MM 39.406 TO: MM 39.677 (0.2710 MI)				RW				
Scope:	Reconstruction w/o Added Capacity				CN	2021	\$679	\$1	
							Total	\$849	\$133
Service Area / Fund	Previous	FY2023	FY2024	FY2025	FY2026	FY2027	FY2028	Total	
Interstate Corridor Funds									
State	\$84	\$349	\$0	\$0	\$0	\$0	\$0	\$433	
Debt	\$416	\$0	\$0	\$0	\$0	\$0	\$0	\$416	
TOTAL	\$500	\$349	\$0	\$0	\$0	\$0	\$0	\$849	

ROUTE: 0081		PROJECT NAME				PROGRAM/SYSTEM		MPO Area		
UPC:	116175	#81CIP SB MM 41.6 ADD AUX. LANE (ID #18)				Interstate		NonMPO		
Street Name:	I81							Start (CY)	Budget	Expenditure
Jurisdiction:	Wythe County					PE	2021	\$2,240	\$155	
Description:	FROM: MM 41.6 I-77 TO: MM 41.8 I-77 (0.2000 MI)				RW	2025	\$1,776	\$0		
Scope:	Reconstruction w/ Added Capacity				CN	2026	\$30,141	\$0		
						Total		\$34,157	\$155	
Service Area / Fund	Previous	FY2023	FY2024	FY2025	FY2026	FY2027	FY2028	Total		
Interstate Corridor Funds										
State	\$5,303	\$10,428	\$1,689	\$0	\$0	\$0	\$0	\$17,420		
Debt	\$0	\$0	\$0	\$0	\$0	\$16,737	\$0	\$16,737		
TOTAL	\$5,303	\$10,428	\$1,689	\$0	\$0	\$16,737	\$0	\$34,157		

ROUTE: 0081		PROJECT NAME (NEW)				PROGRAM/SYSTEM		MPO Area		
UPC:	121139	#SGR23VB (FED IDs 17426 17427 I-81 MM 34.9 Mid Fork Holston)				Interstate		NonMPO		
Jurisdiction:	Smyth County							Start (CY)	Budget	Expenditure
Description:	FROM: 0.69 FR WCL TO: 0.50 TO 762 (1.0000 MI)				PE	2025	\$1,925	\$0		
Scope:	Bridge Replacement w/o Added Capacity				RW	2028	\$141	\$0		
						CN	2029	\$28,401	\$0	
						Total		\$30,467	\$0	
Service Area / Fund	Previous	FY2023	FY2024	FY2025	FY2026	FY2027	FY2028	Total		
State of Good Repair										
Federal	\$0	\$0	\$0	\$1,000	\$3,924	\$9,419	\$13,123	\$27,467		
State	\$3,000	\$0	\$0	\$0	\$0	\$0	\$0	\$3,000		
TOTAL	\$3,000	\$0	\$0	\$1,000	\$3,924	\$9,419	\$13,123	\$30,467		

ROUTE: 0083		PROJECT NAME				PROGRAM/SYSTEM		MPO Area		
UPC:	119440	#SMART22 - SR 83 AT SR 637 ROUNDABOUT				Primary		NonMPO		
Street Name:	Dickenson Highway							Start (CY)	Budget	Expenditure
Jurisdiction:	Dickenson County					PE	2022	\$871	\$29	
Description:	FROM: 0.115 Mi. W. Rte. 637 TO: 0.01 Mi. E. Rte. 637 (0.2150 MI)				RW	2024	\$72	\$0		
Scope:	Safety				CN	2025	\$4,881	\$0		
						Total		\$5,824	\$29	
Service Area / Fund	Previous	FY2023	FY2024	FY2025	FY2026	FY2027	FY2028	Total		
District Grant Program										
Federal	\$0	\$0	\$0	\$0	\$942	\$2,734	\$0	\$3,676		
State	\$871	\$1,276	\$0	\$0	\$0	\$0	\$0	\$2,148		
TOTAL	\$871	\$1,276	\$0	\$0	\$942	\$2,734	\$0	\$5,824		

ROUTE: 0089		PROJECT NAME				PROGRAM/SYSTEM		MPO Area		
UPC:	115480	#SMART20-SR 89 AT SR 613 Realignment (App ID# 3704)				Primary		NonMPO		
Street Name:	Skyline Hwy							Start (CY)	Budget	Expenditure
Jurisdiction:	Grayson County					PE	2020	\$550	\$454	
Description:	FROM: 0.194 Mi. W. Int. Rte. 613 TO: 0.204 Mi. E. Int. Rte. 613 (0.1040 MI)				RW	2022	\$780	\$0		
Scope:	Reconstruction w/o Added Capacity				CN	2024	\$2,739	\$0		
						Total		\$4,069	\$454	
Service Area / Fund	Previous	FY2023	FY2024	FY2025	FY2026	FY2027	FY2028	Total		
District Grant Program										
Federal	\$150	\$75	\$2,255	\$1,039	\$0	\$0	\$0	\$3,519		
State	\$550	\$0	\$0	\$0	\$0	\$0	\$0	\$550		
TOTAL	\$700	\$75	\$2,255	\$1,039	\$0	\$0	\$0	\$4,069		

ROUTE:	0102	PROJECT NAME	PROGRAM/SYSTEM					MPO Area		
UPC:	115482	#SMART20-College Avenue Traffic Signal Sync (APP ID#5039)	Urban					NonMPO		
Street Name:	S. College Ave.						Start (CY)	Budget	Expenditure	
Jurisdiction:	Bluefield						PE	2019	\$159	\$33
Description:	FROM: Int. S. College Drive TO: Int. Stadium Drive						RW			
Scope:	Traffic Management/Engineering						CN	2020	\$700	\$0
							Total		\$859	\$33
Service Area / Fund	Previous	FY2023	FY2024	FY2025	FY2026	FY2027	FY2028	Total		
District Grant Program										
Federal	\$75	\$609	\$0	\$0	\$0	\$0	\$0	\$684		
State	\$175	\$0	\$0	\$0	\$0	\$0	\$0	\$175		
TOTAL	\$250	\$609	\$0	\$0	\$0	\$0	\$0	\$859		

ROUTE:	0102	PROJECT NAME (NEW)	PROGRAM/SYSTEM					MPO Area		
UPC:	121145	South College Avenue - Sidewalk - Town of Bluefield	Enhancement					NonMPO		
Street Name:	South College Avenue						Start (CY)	Budget	Expenditure	
Jurisdiction:	Bluefield						PE	2022	\$172	\$0
Description:	FROM: 700' S. Sexton Hill Int. TO: 900' N. Sexton Hill Int.						RW	2025	\$34	\$0
Scope:	Facilities for Pedestrians and Bicycles						CN	2025	\$849	\$0
							Total		\$1,055	\$0
Service Area / Fund	Previous	FY2023	FY2024	FY2025	FY2026	FY2027	FY2028	Total		
Specialized State and Federal										
Federal	\$0	\$200	\$644	\$0	\$0	\$0	\$0	\$844		
Other Funds										
Other	\$0	\$50	\$161	\$0	\$0	\$0	\$0	\$211		
TOTAL	\$0	\$250	\$805	\$0	\$0	\$0	\$0	\$1,055		

ROUTE:	0107	PROJECT NAME	PROGRAM/SYSTEM					MPO Area		
UPC:	110795	#SMART18 - Add lane to Rte. 107 under I-81 exit 35	Primary					NonMPO		
REPORT NOTE: Funded to anticipated award estimate										
Street Name:	Whitetop Road						Start (CY)	Budget	Expenditure	
Jurisdiction:	Smyth County						PE	2019	\$206	\$206
Description:	FROM: 0.001 Miles North of Route 608 TO: 0.244 Miles South of Route 11 (0.1000 MI)						RW			
Scope:	Reconstruction w/ Added Capacity						CN	2021	\$1,417	\$902
							Total		\$1,624	\$1,108
Service Area / Fund	Previous	FY2023	FY2024	FY2025	FY2026	FY2027	FY2028	Total		
District Grant Program										
Federal	\$1,185	\$0	\$0	\$0	\$0	\$0	\$0	\$1,185		
State	\$527	\$0	\$0	\$0	\$0	\$0	\$0	\$527		
TOTAL	\$1,711	\$0	\$0	\$0	\$0	\$0	\$0	\$1,711		

ROUTE: 0113		PROJECT NAME (NEW)				PROGRAM/SYSTEM		MPO Area	
UPC:	120953	#SGR23LP - Sycamore St - Milling, Surface Paving, Pave Mkgs				Urban		Bristol	
Street Name:	Sycamore St					Start (CY)		Budget	Expenditure
Jurisdiction:	Bristol					PE	2022	\$5	\$0
Description:	FROM: 0 TO: 0.4 (0.4000 MI)					RW			
Scope:	Resurfacing					CN	2025	\$219	\$0
						Total		\$224	\$0
Service Area / Fund	Previous	FY2023	FY2024	FY2025	FY2026	FY2027	FY2028	Total	
State of Good Repair									
State	\$0	\$137	\$0	\$0	\$0	\$0	\$0	\$137	
Legacy CN Formula									
State	\$87	\$0	\$0	\$0	\$0	\$0	\$0	\$87	
TOTAL	\$87	\$137	\$0	\$0	\$0	\$0	\$0	\$224	

ROUTE: 0113		PROJECT NAME (NEW)				PROGRAM/SYSTEM		MPO Area	
UPC:	121136	#SGR23LB (FED ID 20001) Piedmont Ave over Beaver Crk Phase 1				Urban		Bristol	
Street Name:	Piedmont Avenue					Start (CY)		Budget	Expenditure
Jurisdiction:	Bristol					PE	2022	\$6,500	\$0
Description:	FROM: 0.00 PIED AVE TO: 0.30 8TH ST (0.2500 MI)					RW	2026	\$3,500	\$0
Scope:	Bridge Rehab w/o Added Capacity					CN	2027	\$89,110	\$0
						Total		\$99,110	\$0
Service Area / Fund	Previous	FY2023	FY2024	FY2025	FY2026	FY2027	FY2028	Total	
State of Good Repair									
Federal	\$0	\$3,000	\$968	\$0	\$0	\$6,931	\$8,000	\$18,899	
State	\$68	\$2,291	\$4,845	\$9,519	\$12,085	\$5,913	\$1,556	\$36,276	
Specialized State and Federal									
Federal	\$0	\$3,110	\$7,500	\$10,000	\$23,325	\$0	\$0	\$43,935	
TOTAL	\$68	\$8,400	\$13,313	\$19,519	\$35,410	\$12,843	\$9,556	\$99,110	

ROUTE: 0121		PROJECT NAME (NEW)				PROGRAM/SYSTEM		MPO Area	
UPC:	T27071	COALFIELDS EXPRESSWAY PRE-ENGINEERING PROJECT				Primary		NonMPO	
Jurisdiction:	Buchanan County					Start (CY)		Budget	Expenditure
Description:	FROM: Grundy TO: WVA					PE		\$1,995	\$0
Scope:	Preliminary Engineering					RW		\$0	\$0
						CN		\$0	\$0
						Total		\$1,995	\$0
Service Area / Fund	Previous	FY2023	FY2024	FY2025	FY2026	FY2027	FY2028	Total	
Earmarks									
Federal	\$0	\$1,995	\$0	\$0	\$0	\$0	\$0	\$1,995	

ROUTE: 0140		PROJECT NAME (NEW)				PROGRAM/SYSTEM		MPO Area	
UPC:	120952	#SGR23LP Jonesborough Rd.-mill,surface pave, pvmt. mkg.				Primary		NonMPO	
Street Name:	Jonesborough Road					Start (CY)		Budget	Expenditure
Jurisdiction:	Abingdon					PE	2022	\$2	\$0
Description:	FROM: 0.01 TO: 0.38 (0.3700 MI)					RW			
Scope:	Resurfacing					CN	2023	\$104	\$0
						Total		\$106	\$0
Service Area / Fund	Previous	FY2023	FY2024	FY2025	FY2026	FY2027	FY2028	Total	
State of Good Repair									
State	\$0	\$106	\$0	\$0	\$0	\$0	\$0	\$106	

ROUTE: 0381	PROJECT NAME (NEW)				PROGRAM/SYSTEM		MPO Area		
UPC: 120954	#SGR23LP - Commonwealth Ave - Milling, Surf Paving, Pave Mkg				Primary		Bristol		
Street Name:	Commonwealth Ave						Start (CY)	Budget	Expenditure
Jurisdiction:	Bristol				PE		2022	\$5	\$0
Description:	FROM: 0.58 TO: 1.068 (0.4880 MI)				RW				
Scope:	Resurfacing				CN		2025	\$302	\$0
							Total	\$307	\$0
Service Area / Fund	Previous	FY2023	FY2024	FY2025	FY2026	FY2027	FY2028	Total	
State of Good Repair									
State	\$0	\$307	\$0	\$0	\$0	\$0	\$0	\$307	

ROUTE: 0460	PROJECT NAME				PROGRAM/SYSTEM		MPO Area	
UPC: T25388	#SS - 460 CONNECTOR				Primary		NonMPO	
Jurisdiction:	Bristol							
Description:								
Scope:								
Service Area / Fund	Previous	FY2023	FY2024	FY2025	FY2026	FY2027	FY2028	Total
Special Structures								
State	\$0	\$0	\$0	\$0	\$60	\$200	\$60	\$320

ROUTE: 0460	PROJECT NAME				PROGRAM/SYSTEM		MPO Area		
UPC: 112277	#SGR19LB - RT 460/67 APPROACHES & BR REPL.OVER CLINCH RIVER				Urban		NonMPO		
Street Name:	FRONT STREET						Start (CY)	Budget	Expenditure
Jurisdiction:	Richlands				PE		2018	\$786	\$260
Description:	FROM: 0.01 M.E. Fairfax Ave. TO: 0.03 M. W. Allegheny St. (0.0800 MI)				RW				
Scope:	Bridge Rehab w/ Added Capacity				CN		2023	\$7,034	\$0
							Total	\$7,820	\$260
Service Area / Fund	Previous	FY2023	FY2024	FY2025	FY2026	FY2027	FY2028	Total	
State of Good Repair									
State	\$2,159	\$250	\$4,339	\$1,072	\$0	\$0	\$0	\$7,820	

ROUTE: 0460	PROJECT NAME				PROGRAM/SYSTEM		MPO Area	
UPC: 117788	CFX - Poplar Creek Phase B - VDOT Oversight and RW Acq. Cost				Primary		NonMPO	
Street Name:	US 121/460							
Jurisdiction:	Buchanan County							
Description:	FROM: End Poplar Creek Phase A TO: Ex. Route 460 Town of Grundy, 0.75 MI.W. of SC 1005 (2.0700 MI)							
Scope:	New Construction Roadway							
Service Area / Fund	Previous	FY2023	FY2024	FY2025	FY2026	FY2027	FY2028	Total
Specialized State and Federal								
Federal	\$13,527	\$0	\$0	\$0	\$0	\$0	\$0	\$13,527
Match	\$44	\$0	\$0	\$0	\$0	\$0	\$0	\$44
State	\$2,823	\$7,553	\$1,152	\$0	\$0	\$0	\$0	\$11,528
TOTAL	\$16,395	\$7,553	\$1,152	\$0	\$0	\$0	\$0	\$25,100

ROUTE: 0460	PROJECT NAME		PROGRAM/SYSTEM				MPO Area	
UPC: 118490	CFX - 121/460 Poplar Creek Phase B - Final Design and CN		Primary				NonMPO	
Street Name:	US 121460		Start (CY)		Budget	Expenditure		
Jurisdiction:	Buchanan County		PE	2021	\$1,242	\$0		
Description:	FROM: End Poplar Creek Phase A TO: Conncec to Existing Route 460 (2.0700 MI)		RW	2021	\$1,558	\$0		
Scope:	New Construction Roadway		CN	2021	\$168,500	\$2,209		
			Total		\$171,300	\$2,209		
Service Area / Fund	Previous	FY2023	FY2024	FY2025	FY2026	FY2027	FY2028	Total
Specialized State and Federal								
Federal	\$17,144	\$19,962	\$0	\$0	\$0	\$0	\$0	\$37,106
State	\$4,900	\$0	\$0	\$0	\$0	\$0	\$0	\$4,900
Bond	\$60,000	\$0	\$0	\$64,177	\$5,116	\$0	\$0	\$129,293
TOTAL	\$82,044	\$19,962	\$0	\$64,177	\$5,116	\$0	\$0	\$171,300

ROUTE: 0460	PROJECT NAME		PROGRAM/SYSTEM				MPO Area	
UPC: 119430	#SMART22 - 221 - US460 INTERSECTION IMPROVEMENTS		Primary				NonMPO	
Street Name:	Gov. G.C. Peery Hwy		Start (CY)		Budget	Expenditure		
Jurisdiction:	Richlands		PE	2021	\$241	\$8		
Description:	FROM: MP 42.45 TO: MP 42.90 (0.4500 MI)		RW					
Scope:	Safety		CN	2023	\$1,331	\$0		
			Total		\$1,572	\$8		
Service Area / Fund	Previous	FY2023	FY2024	FY2025	FY2026	FY2027	FY2028	Total
District Grant Program								
State	\$911	\$661	\$0	\$0	\$0	\$0	\$0	\$1,572

ROUTE: 0460	PROJECT NAME		PROGRAM/SYSTEM				MPO Area	
UPC: 119432	#SMART22 - US 460 AT LEATHERWOOD LANE OFFSET LEFT TURN LANES		Primary				NonMPO	
Street Name:	US 460		Start (CY)		Budget	Expenditure		
Jurisdiction:	Bluefield		PE	2021	\$1,025	\$26		
Description:	FROM: MP 80.06 TO: MP 80.87 (0.8100 MI)		RW					
Scope:	Safety		CN	2023	\$3,569	\$0		
			Total		\$4,595	\$26		
Service Area / Fund	Previous	FY2023	FY2024	FY2025	FY2026	FY2027	FY2028	Total
District Grant Program								
Federal	\$1,967	\$1,610	\$0	\$0	\$0	\$0	\$0	\$3,577
State	\$331	\$687	\$0	\$0	\$0	\$0	\$0	\$1,018
TOTAL	\$2,297	\$2,297	\$0	\$0	\$0	\$0	\$0	\$4,595

ROUTE:	0460	PROJECT NAME	PROGRAM/SYSTEM					MPO Area			
UPC:	119437	#SMART22 - REALIGNMENT OF 2ND STREET APPROACH	Urban					NonMPO			
Street Name:	Front Street						Start (CY)	Budget	Expenditure		
Jurisdiction:	Richlands						PE	2022	\$373	\$0	
Description:	FROM: Intersection w/ 2nd Street TO: 0.125 Mi. E. of Intersection w/ 2nd Street (0.1250 MI)							RW	2025	\$67	\$0
Scope:	Safety						CN	2025	\$1,093	\$0	
							Total		\$1,534	\$0	
Service Area / Fund	Previous	FY2023	FY2024	FY2025	FY2026	FY2027	FY2028	Total			
District Grant Program											
Federal	\$0	\$0	\$0	\$0	\$450	\$684	\$0	\$1,134			
State	\$0	\$400	\$0	\$0	\$0	\$0	\$0	\$400			
TOTAL	\$0	\$400	\$0	\$0	\$450	\$684	\$0	\$1,534			

ROUTE:	0460	PROJECT NAME	PROGRAM/SYSTEM					MPO Area			
UPC:	119441	#SMART22 - US460 AT SR610 INTERSECTION IMPROVEMENTS	Primary					NonMPO			
Street Name:	Governor G.C. Peery Hwy						Start (CY)	Budget	Expenditure		
Jurisdiction:	Tazewell County						PE	2022	\$1,377	\$0	
Description:	FROM: Intersection w/ Ravine St. TO: 0.16 Mi. E. of Ravine St. (0.1600 MI)							RW	2024	\$180	\$0
Scope:	Safety						CN	2025	\$7,801	\$0	
							Total		\$9,359	\$0	
Service Area / Fund	Previous	FY2023	FY2024	FY2025	FY2026	FY2027	FY2028	Total			
District Grant Program											
Federal	\$0	\$0	\$0	\$475	\$3,410	\$2,400	\$0	\$6,285			
State	\$1,300	\$940	\$834	\$0	\$0	\$0	\$0	\$3,073			
TOTAL	\$1,300	\$940	\$834	\$475	\$3,410	\$2,400	\$0	\$9,359			

ROUTE:	0460	PROJECT NAME	PROGRAM/SYSTEM					MPO Area			
UPC:	120492	#SS - RTE 460 (GRASSY CREEK BRIDGES) EPOXY OVERLAY	Primary					NonMPO			
Jurisdiction:	Buchanan County						Start (CY)	Budget	Expenditure		
Description:	FROM: 0.05 KY TO: 0.41 RTE 80 (0.3000 MI)							PE	2021	\$10	\$7
Scope:	Bridge Rehab w/o Added Capacity						RW				
							CN	2022	\$2,100	\$0	
							Total		\$2,110	\$7	
Service Area / Fund	Previous	FY2023	FY2024	FY2025	FY2026	FY2027	FY2028	Total			
Special Structures											
State	\$100	\$1,885	\$125	\$0	\$0	\$0	\$0	\$2,110			

ROUTE:	0460	PROJECT NAME (NEW)	PROGRAM/SYSTEM					MPO Area			
UPC:	121024	#ITTF23 FEASIBILITY STUDY-ANIMAL DET. WARN SYS-CORR Q-RT 460	Primary					NonMPO			
Jurisdiction:	Buchanan County						Start (CY)	Budget	Expenditure		
Description:	FROM: Corridor Q Route 460 TO: Corridor Q Route 460 (16.0000 MI)							PE	2023	\$200	\$0
Scope:	Safety						RW				
							CN				
							Total		\$200	\$0	
Service Area / Fund	Previous	FY2023	FY2024	FY2025	FY2026	FY2027	FY2028	Total			
High Priority Projects											
ITTF	\$0	\$150	\$50	\$0	\$0	\$0	\$0	\$200			

ROUTE: 0460	PROJECT NAME		PROGRAM/SYSTEM				MPO Area	
UPC: 121142	#SS 460 Connector Bridge Structural Health Monitoring		Primary				NonMPO	
Street Name:	US 460		Start (CY)		Budget	Expenditure		
Jurisdiction:	Buchanan County		PE	2022	\$200	\$0		
Description:	FROM: Begin of Bridge TO: End of Bridge (0.3000 MI)		RW					
Scope:	Bridge Rehab w/o Added Capacity		CN	2025	\$1,000	\$0		
			Total		\$1,200	\$0		
Service Area / Fund	Previous	FY2023	FY2024	FY2025	FY2026	FY2027	FY2028	Total
Special Structures								
State	\$20	\$200	\$980	\$0	\$0	\$0	\$0	\$1,200

ROUTE: 0609	PROJECT NAME		PROGRAM/SYSTEM				MPO Area	
UPC: 115481	#SMART20-Hillman Hwy & Old Eleven Drive Int Imp (APP ID#4029)		Urban				Bristol	
Street Name:	Hillman Hwy		Start (CY)		Budget	Expenditure		
Jurisdiction:	Abingdon		PE	2020	\$206	\$137		
Description:	FROM: 0.044 Mi. W. Int. Old Route 11 TO: 0.070 Mi. E. Int. Old Route 11 (0.0570 MI)		RW		\$136	\$0		
Scope:	Reconstruction w/o Added Capacity		CN		\$326	\$0		
			Total		\$668	\$137		
Service Area / Fund	Previous	FY2023	FY2024	FY2025	FY2026	FY2027	FY2028	Total
District Grant Program								
Federal	\$0	\$368	\$94	\$0	\$0	\$0	\$0	\$462
State	\$206	\$0	\$0	\$0	\$0	\$0	\$0	\$206
TOTAL	\$206	\$368	\$94	\$0	\$0	\$0	\$0	\$668

ROUTE: 0619	PROJECT NAME (NEW)		PROGRAM/SYSTEM				MPO Area	
UPC: 121140	#SGR23VB (FED ID 19677) Rte 619 Gleaves Rd Cripple Creek		Secondary				NonMPO	
Jurisdiction:	Wythe County		Start (CY)		Budget	Expenditure		
Description:	FROM: 0.60M TO 646 TO: 0.60M TO 602		PE	2026	\$1,449	\$0		
Scope:	Bridge Replacement w/o Added Capacity		RW		\$627	\$0		
			CN		\$8,682	\$0		
			Total		\$10,757	\$0		
Service Area / Fund	Previous	FY2023	FY2024	FY2025	FY2026	FY2027	FY2028	Total
State of Good Repair								
Federal	\$0	\$0	\$1,808	\$2,000	\$2,611	\$2,465	\$0	\$8,884
State	\$0	\$0	\$65	\$1,118	\$258	\$0	\$432	\$1,873
TOTAL	\$0	\$0	\$1,873	\$3,118	\$2,869	\$2,465	\$432	\$10,757

ROUTE: 0634	PROJECT NAME (NEW)		PROGRAM/SYSTEM				MPO Area	
UPC: 121137	#SGR23VB (FED ID 16438) Br Repl/Rte 634 over Pine Creek		Secondary				NonMPO	
Jurisdiction:	Lebanon		Start (CY)		Budget	Expenditure		
Description:	FROM: 0.02M TO 67 TO: 1.44M TO 768		PE	2026	\$617	\$0		
Scope:	Bridge Replacement w/o Added Capacity		RW		\$224	\$0		
			CN		\$3,400	\$0		
			Total		\$4,241	\$0		
Service Area / Fund	Previous	FY2023	FY2024	FY2025	FY2026	FY2027	FY2028	Total
State of Good Repair								
Federal	\$0	\$0	\$910	\$470	\$1,000	\$263	\$0	\$2,643
State	\$0	\$1,034	\$0	\$47	\$517	\$0	\$0	\$1,598
TOTAL	\$0	\$1,034	\$910	\$517	\$1,517	\$263	\$0	\$4,241

ROUTE: 0642		PROJECT NAME (NEW)				PROGRAM/SYSTEM		MPO Area	
UPC:	121138	#SGR23VB (FED ID 16699) Rte 624 Fraleytown Rd N. Fork Cli R				Secondary		NonMPO	
Jurisdiction:	Scott County					Start (CY)		Budget	Expenditure
Description:	FROM: 0.70 FR RT 638 TO: 0.90 TO RT 604					PE	2026	\$308	\$0
Scope:	Bridge Replacement w/o Added Capacity					RW	2028	\$179	\$0
						CN	2029	\$3,093	\$0
						Total		\$3,580	\$0
Service Area / Fund	Previous	FY2023	FY2024	FY2025	FY2026	FY2027	FY2028	Total	
State of Good Repair									
Federal	\$0	\$0	\$1,725	\$0	\$1,000	\$0	\$0	\$2,725	
State	\$0	\$0	\$855	\$0	\$0	\$0	\$0	\$855	
TOTAL	\$0	\$0	\$2,580	\$0	\$1,000	\$0	\$0	\$3,580	

ROUTE: 0643		PROJECT NAME				PROGRAM/SYSTEM		MPO Area	
UPC:	116926	Rte. 643 Widening				Secondary		NonMPO	
Street Name:	Route 643					Start (CY)		Budget	Expenditure
Jurisdiction:	Buchanan County					PE	2024	\$29	\$0
Description:	FROM: 1.1 Mi.from Int. Rte.83 and Rte. 643 TO: 1.22 Mi. Along Rte. 643 (0.1100 MI)					RW			
Scope:	Reconstruction w/o Added Capacity					CN	2025	\$570	\$0
						Total		\$599	\$0
Service Area / Fund	Previous	FY2023	FY2024	FY2025	FY2026	FY2027	FY2028	Total	
Revenue Sharing									
State	\$14	\$285	\$0	\$0	\$0	\$0	\$0	\$299	
Local	\$14	\$285	\$0	\$0	\$0	\$0	\$0	\$299	
TOTAL	\$29	\$570	\$0	\$0	\$0	\$0	\$0	\$599	

ROUTE: 0643		PROJECT NAME				PROGRAM/SYSTEM		MPO Area	
UPC:	117111	#SGR21VB (FED ID 19706) Br Repl/Rte 643 over Cripple Creek				Secondary		NonMPO	
Jurisdiction:	Wythe County					Start (CY)		Budget	Expenditure
Description:	FROM: 0.60M TO 619 TO: 0.00M TO 642 (0.1000 MI)					PE	2021	\$257	\$20
Scope:	Bridge Replacement w/o Added Capacity					RW			
						CN	2023	\$2,255	\$0
						Total		\$2,512	\$20
Service Area / Fund	Previous	FY2023	FY2024	FY2025	FY2026	FY2027	FY2028	Total	
State of Good Repair									
Federal	\$0	\$0	\$2,262	\$0	\$0	\$0	\$0	\$2,262	
State	\$0	\$250	\$0	\$0	\$0	\$0	\$0	\$250	
TOTAL	\$0	\$250	\$2,262	\$0	\$0	\$0	\$0	\$2,512	

ROUTE: 0660		PROJECT NAME				PROGRAM/SYSTEM		MPO Area	
UPC:	118662	#SGR22VB-Bridge Repl-Rte 660 over NS-VA #6073-FED ID 17656				Secondary		NonMPO	
Street Name:	Railroad Drive					Start (CY)		Budget	Expenditure
Jurisdiction:	Smyth County					PE	2021	\$779	\$12
Description:	FROM: 0.97 Mi. Rte. 659 TO: 0.02 Mi. Rte. 11 (0.0600 MI)					RW	2025	\$926	\$0
Scope:	Bridge Replacement w/o Added Capacity					CN	2026	\$13,219	\$0
						Total		\$14,924	\$12
Service Area / Fund	Previous	FY2023	FY2024	FY2025	FY2026	FY2027	FY2028	Total	
State of Good Repair									
Federal	\$0	\$700	\$1,223	\$0	\$9,949	\$3,052	\$0	\$14,924	

ROUTE: 0665	PROJECT NAME				PROGRAM/SYSTEM		MPO Area		
UPC: 113765	MANVILLE RD - REPLACE AND CONSTRUCT NEW SIDEWALK				Secondary		Kingsport		
Street Name:	Manville Road						Start (CY)	Budget	Expenditure
Jurisdiction:	Gate City				PE		2022	\$51	\$0
Description:	FROM: East Jackson St. TO: Back St. (0.4800 MI)				RW				
Scope:	Facilities for Pedestrians and Bicycles				CN		2024	\$397	\$0
							Total	\$448	\$0
Service Area / Fund	Previous	FY2023	FY2024	FY2025	FY2026	FY2027	FY2028	Total	
VA Safety Funds									
Federal	\$0	\$51	\$90	\$307	\$0	\$0	\$0	\$448	

ROUTE: 0669	PROJECT NAME (NEW)				PROGRAM/SYSTEM		MPO Area			
UPC: 121212	#SGR23VB (FED ID 16806) Rte 669 Mineral Hill Ln Big Moc				Secondary		NonMPO			
Jurisdiction:	Scott County						Start (CY)	Budget	Expenditure	
Description:	FROM: 0.35 FR 71 TO: 3.5 TO ENDMAN (0.1500 MI)				PE		2026	\$617	\$0	
Scope:	Bridge Replacement w/o Added Capacity				RW		2028	\$269	\$0	
							CN	2029	\$3,678	\$0
							Total	\$4,563	\$0	
Service Area / Fund	Previous	FY2023	FY2024	FY2025	FY2026	FY2027	FY2028	Total		
State of Good Repair										
Federal	\$0	\$0	\$0	\$0	\$0	\$2,165	\$2,200	\$4,365		
State	\$0	\$0	\$0	\$0	\$0	\$0	\$198	\$198		
TOTAL	\$0	\$0	\$0	\$0	\$0	\$2,165	\$2,398	\$4,563		

ROUTE: 0671	PROJECT NAME (NEW)				PROGRAM/SYSTEM		MPO Area			
UPC: 121141	#SGR23VB (FED ID 19743) Rte 671 Crigger Rd Harris Branch				Secondary		NonMPO			
Jurisdiction:	Wythe County						Start (CY)	Budget	Expenditure	
Description:	FROM: 0.40M TO 749 TO: 0.70M TO 612				PE		2026	\$500	\$0	
Scope:	Bridge Replacement w/o Added Capacity				RW		2028	\$203	\$0	
							CN	2029	\$3,208	\$0
							Total	\$3,911	\$0	
Service Area / Fund	Previous	FY2023	FY2024	FY2025	FY2026	FY2027	FY2028	Total		
State of Good Repair										
Federal	\$0	\$0	\$0	\$0	\$0	\$3,188	\$0	\$3,188		
State	\$0	\$0	\$0	\$0	\$500	\$0	\$223	\$723		
TOTAL	\$0	\$0	\$0	\$0	\$500	\$3,188	\$223	\$3,911		

ROUTE: 0680	PROJECT NAME				PROGRAM/SYSTEM		MPO Area		
UPC: 113984	Buchanan County Route 680 Rumble Strips				Secondary		NonMPO		
Street Name:	Contrary Creek Road						Start (CY)	Budget	Expenditure
Jurisdiction:	Buchanan County				PE		2022	\$30	\$0
Description:	FROM: Int. Rte. 460 TO: Route 638 (4.8000 MI)				RW				
Scope:	Safety				CN		2024	\$1,364	\$0
							Total	\$1,394	\$0
Service Area / Fund	Previous	FY2023	FY2024	FY2025	FY2026	FY2027	FY2028	Total	
VA Safety Funds									
Federal	\$0	\$30	\$0	\$1,364	\$0	\$0	\$0	\$1,394	

ROUTE: 0687		PROJECT NAME				PROGRAM/SYSTEM		MPO Area	
UPC:	106175	#SGR17VB - BR Repl-Roanoke Hill Rd over RT 63 (Fed 16511)				Secondary		NonMPO	
Street Name:	RTE 687					Start (CY)		Budget	Expenditure
Jurisdiction:	Russell County					PE	2016	\$850	\$814
Description:	FROM: 0.034 MI. WEST OF RTE. 63 TO: 0.097 MI. EAST OF RTE. 63 (0.1310 MI)					RW	2021	\$196	\$95
Scope:	Bridge Replacement w/o Added Capacity					CN	2022	\$3,012	\$0
						Total		\$4,058	\$910
Service Area / Fund	Previous	FY2023	FY2024	FY2025	FY2026	FY2027	FY2028	Total	
State of Good Repair									
State	\$762	\$13	\$427	\$0	\$0	\$0	\$0	\$1,202	
Legacy CN Formula									
State	\$3,293	\$0	\$0	\$0	\$0	\$0	\$0	\$3,293	
TOTAL	\$4,055	\$13	\$427	\$0	\$0	\$0	\$0	\$4,495	

ROUTE: 0705		PROJECT NAME (NEW)				PROGRAM/SYSTEM		MPO Area	
UPC:	120961	Southcrest Drive - Rural Addition				Urban		NonMPO	
Jurisdiction:	Wythe County					Start (CY)		Budget	Expenditure
Description:	FROM: Int. East Lee Highway TO: End of Southcrest Drive					PE		\$0	\$0
Scope:	Reconstruction w/o Added Capacity					RW		\$0	\$0
						CN	2027	\$90	\$0
						Total		\$90	\$0
Service Area / Fund	Previous	FY2023	FY2024	FY2025	FY2026	FY2027	FY2028	Total	
Revenue Sharing									
State	\$0	\$0	\$0	\$45	\$0	\$0	\$0	\$45	
Local	\$0	\$0	\$0	\$45	\$0	\$0	\$0	\$45	
TOTAL	\$0	\$0	\$0	\$90	\$0	\$0	\$0	\$90	

ROUTE: 0717		PROJECT NAME				PROGRAM/SYSTEM		MPO Area	
UPC:	101374	#SGR21VB - Bridge Replmnt. Rte 717, Fed ID 18657 VA Str 6113				Secondary		NonMPO	
Street Name:	ADAMS DRIVE					Start (CY)		Budget	Expenditure
Jurisdiction:	Tazewell County					PE	2017	\$280	\$247
Description:	FROM: 0.01 mile from Route 102 TO: 0.35 mile to Route 643 (0.0140 MI)					RW			
Scope:	Bridge Replacement w/o Added Capacity					CN	2021	\$870	\$289
						Total		\$1,150	\$536
Service Area / Fund	Previous	FY2023	FY2024	FY2025	FY2026	FY2027	FY2028	Total	
State of Good Repair									
Federal	\$100	\$0	\$0	\$0	\$0	\$0	\$0	\$100	
State	\$511	\$339	\$0	\$0	\$0	\$0	\$0	\$850	
Specialized State and Federal									
Federal	\$200	\$0	\$0	\$0	\$0	\$0	\$0	\$200	
TOTAL	\$811	\$339	\$0	\$0	\$0	\$0	\$0	\$1,150	

ROUTE: 0720	PROJECT NAME (NEW)				PROGRAM/SYSTEM		MPO Area		
UPC: 121023	Valley Dale St. - Sidewalk - Town of Bluefield				Enhancement		NonMPO		
Street Name:	Valley Dale Street						Start (CY)	Budget	Expenditure
Jurisdiction:	Bluefield				PE	2022	\$185	\$0	
Description:	FROM: Mountain Lane Avenue TO: Fincastle Lane Rte. 647 (0.4200 MI)				RW	2025	\$79	\$0	
Scope:	Facilities for Pedestrians and Bicycles				CN	2025	\$922	\$0	
					Total		\$1,186	\$0	
Service Area / Fund	Previous	FY2023	FY2024	FY2025	FY2026	FY2027	FY2028	Total	
Specialized State and Federal									
Federal	\$0	\$474	\$474	\$0	\$0	\$0	\$0	\$949	
Other Funds									
Other	\$0	\$119	\$119	\$0	\$0	\$0	\$0	\$237	
TOTAL	\$0	\$593	\$593	\$0	\$0	\$0	\$0	\$1,186	

ROUTE: 0725	PROJECT NAME				PROGRAM/SYSTEM		MPO Area		
UPC: 104828	#SGR21VB BR-Taylor Valley Rd over Laurel Creek Fed ID 19162				Secondary		NonMPO		
REPORT NOTE: Funded to anticipated award estimate									
Street Name:	Taylor Valley Rd						Start (CY)	Budget	Expenditure
Jurisdiction:	Washington County				PE	2016	\$448	\$448	
Description:	FROM: 0.360 Mi. N. Rte. 726 TO: 0.447 Mi. N. Rte. 726 (0.0870 MI)				RW	2019	\$87	\$87	
Scope:	Bridge Replacement w/o Added Capacity				CN	2021	\$1,557	\$754	
					Total		\$2,092	\$1,290	
Service Area / Fund	Previous	FY2023	FY2024	FY2025	FY2026	FY2027	FY2028	Total	
State of Good Repair									
Federal	\$171	\$0	\$0	\$0	\$0	\$0	\$0	\$171	
State	\$1,404	\$306	\$0	\$0	\$0	\$0	\$0	\$1,711	
Specialized State and Federal									
Federal	\$276	\$0	\$0	\$0	\$0	\$0	\$0	\$276	
Legacy CN Formula									
State	\$171	\$0	\$0	\$0	\$0	\$0	\$0	\$171	
TOTAL	\$2,022	\$306	\$0	\$0	\$0	\$0	\$0	\$2,329	

ROUTE: 0737	PROJECT NAME (NEW)				PROGRAM/SYSTEM		MPO Area		
UPC: 120960	Muskrat Road - Rural Addition				Urban		NonMPO		
Jurisdiction:	Wythe County						Start (CY)	Budget	Expenditure
Description:	FROM: Int. Rte. 649 Atkins Mill Road TO: 0.47 Mi. along exst. Muskrat Road				PE		\$0	\$0	
Scope:	Reconstruction w/o Added Capacity				RW		\$0	\$0	
					CN	2027	\$168	\$0	
					Total		\$168	\$0	
Service Area / Fund	Previous	FY2023	FY2024	FY2025	FY2026	FY2027	FY2028	Total	
Revenue Sharing									
State	\$0	\$0	\$0	\$84	\$0	\$0	\$0	\$84	
Local	\$0	\$0	\$0	\$84	\$0	\$0	\$0	\$84	
TOTAL	\$0	\$0	\$0	\$168	\$0	\$0	\$0	\$168	

ROUTE: 0803	PROJECT NAME					PROGRAM/SYSTEM		MPO Area		
UPC: 110924	Rt. 803 - Install Flashing Lights and Gates					Rail		NonMPO		
Street Name:	Gator Ln.							Start (CY)	Budget	Expenditure
Jurisdiction:	Wythe County					PE				
Description:	FROM: at intersection of Rt. 802 / Kents Ln. TO: at NS RR Crossing 951750K					RW				
Scope:	Rail/Highway Crossing					CN		2023	\$325	\$0
						Total			\$325	\$0
Service Area / Fund	Previous	FY2023	FY2024	FY2025	FY2026	FY2027	FY2028	Total		
Specialized State and Federal										
Federal	\$0	\$325	\$0	\$0	\$0	\$0	\$0	\$0	\$325	

ROUTE: 0806	PROJECT NAME					PROGRAM/SYSTEM		MPO Area		
UPC: 117112	#SGR22VB-Br Repl-Rte 806 over Coal Crk-VA #6298-FED ID 18686					Urban		NonMPO		
Jurisdiction:	Tazewell County							Start (CY)	Budget	Expenditure
Description:	FROM: 0.14 m to 460 TO: 0.22 m fr 67 (0.0800 MI)					PE		2021	\$702	\$17
Scope:	Bridge Replacement w/o Added Capacity					RW		2024	\$175	\$0
						CN		2024	\$6,516	\$0
						Total			\$7,394	\$17
Service Area / Fund	Previous	FY2023	FY2024	FY2025	FY2026	FY2027	FY2028	Total		
State of Good Repair										
Federal	\$0	\$1,000	\$1,000	\$3,000	\$2,394	\$0	\$0	\$7,394		

ROUTE: 1203	PROJECT NAME					PROGRAM/SYSTEM		MPO Area		
UPC: 104994	#SGR21VB - BR Repl-Water St over Beaver Dam Creek (Fed 19212)					Secondary		NonMPO		
REPORT NOTE: Funded to anticipated award estimate										
Street Name:	Water St.							Start (CY)	Budget	Expenditure
Jurisdiction:	Washington County					PE		2015	\$547	\$545
Description:	FROM: 0.111 MILE FROM ROUTE 716 TO: 0.009 MILE TO ROUTE 1204 (0.0400 MI)					RW		2019	\$43	\$43
Scope:	Bridge Replacement w/o Added Capacity					CN		2021	\$1,850	\$171
						Total			\$2,439	\$758
Service Area / Fund	Previous	FY2023	FY2024	FY2025	FY2026	FY2027	FY2028	Total		
State of Good Repair										
Federal	\$0	\$1,800	\$0	\$0	\$0	\$0	\$0	\$1,800		
State	\$89	\$530	\$0	\$0	\$0	\$0	\$0	\$620		
Specialized State and Federal										
Federal	\$600	\$0	\$0	\$0	\$0	\$0	\$0	\$600		
TOTAL	\$690	\$2,330	\$0	\$0	\$0	\$0	\$0	\$3,020		

ROUTE:	3318	PROJECT NAME						PROGRAM/SYSTEM	MPO Area	
UPC:	109514	Old Airport Road Sidewalk						Urban	Bristol	
REPORT NOTE: Locally Administered										
Street Name:	Old Airport Rd.						Start (CY)	Budget	Expenditure	
Jurisdiction:	Bristol						PE	2017	\$10	\$8
Description:	FROM: various TO: various (0.1000 MI)						RW			
Scope:	Safety						CN	2022	\$40	\$0
							Total		\$50	\$8
Service Area / Fund	Previous	FY2023	FY2024	FY2025	FY2026	FY2027	FY2028	Total		
VA Safety Funds										
Federal	\$0	\$40	\$0	\$0	\$0	\$0	\$0	\$0	\$40	
Specialized State and Federal										
Federal	\$10	\$0	\$0	\$0	\$0	\$0	\$0	\$0	\$10	
TOTAL	\$10	\$40	\$0	\$0	\$0	\$0	\$0	\$0	\$50	

ROUTE:	6058	PROJECT NAME						PROGRAM/SYSTEM	MPO Area	
UPC:	115484	#SMART20-Russell Rd & Poplar St Int Imp (APP ID# 4031)						Urban	Bristol	
Street Name:	Russell Rd NW						Start (CY)	Budget	Expenditure	
Jurisdiction:	Abingdon						PE	2020	\$228	\$165
Description:	FROM: 0.1 Mi. W. Int. Old Russell Rd. TO: Int. Old Russell Rd. (0.2080 MI)						RW	2022	\$196	\$0
Scope:	Reconstruction w/o Added Capacity						CN	2023	\$387	\$0
							Total		\$811	\$165
Service Area / Fund	Previous	FY2023	FY2024	FY2025	FY2026	FY2027	FY2028	Total		
High Priority Projects										
Federal	\$100	\$46	\$344	\$0	\$0	\$0	\$0	\$0	\$490	
State	\$0	\$321	\$0	\$0	\$0	\$0	\$0	\$0	\$321	
TOTAL	\$100	\$367	\$344	\$0	\$0	\$0	\$0	\$0	\$811	

ROUTE:	9999	PROJECT NAME						PROGRAM/SYSTEM	MPO Area	
UPC:	T21760	BRISTOL DGP DEALLOCATION BALANCE ENTRY						Other	NonMPO	
Jurisdiction:	Bristol District-wide									
Description:										
Scope:										
Service Area / Fund	Previous	FY2023	FY2024	FY2025	FY2026	FY2027	FY2028	Total		
District Grant Program										
Federal	\$1,227	\$226	\$1,117	\$0	\$0	\$0	\$0	\$0	\$2,570	
State	\$3,576	\$50	\$1,176	\$2,100	\$0	\$0	\$0	\$0	\$6,903	
TOTAL	\$4,804	\$276	\$2,293	\$2,100	\$0	\$0	\$0	\$0	\$9,473	

ROUTE:	9999	PROJECT NAME						PROGRAM/SYSTEM	MPO Area	
UPC:	T15983	#HB2.FY17 HIGHWAY CONST DISTRICT GRANT PRGM - BRISTOL						Other	NonMPO	
Jurisdiction:	Bristol District-wide									
Description:										
Scope:										
Service Area / Fund	Previous	FY2023	FY2024	FY2025	FY2026	FY2027	FY2028	Total		
District Grant Program										
State	\$4,785	\$1,665	\$2,263	\$18,447	\$15,684	\$15,929	\$28,077	\$86,850		

ROUTE: 9999	PROJECT NAME				PROGRAM/SYSTEM			MPO Area
UPC: T13918	#SGR Bristol - VDOT SGR Paving - Balance Entry				Other			NonMPO
Jurisdiction:	Bristol District-wide							
Description:	FROM: various TO: various							
Scope:	Other							
Service Area / Fund	Previous	FY2023	FY2024	FY2025	FY2026	FY2027	FY2028	Total
State of Good Repair								
Federal	\$1,546	\$0	\$0	\$0	\$0	\$0	\$0	\$1,546
State	\$1,191	\$758	\$8,838	\$9,599	\$9,523	\$9,385	\$9,397	\$48,691
TOTAL	\$2,737	\$758	\$8,838	\$9,599	\$9,523	\$9,385	\$9,397	\$50,237

ROUTE: 9999	PROJECT NAME				PROGRAM/SYSTEM			MPO Area
UPC: T13510	#SGR Bristol - VDOT SGR Bridge - Balance Entry				Other			NonMPO
Jurisdiction:	Bristol District-wide							
Description:	FROM: various TO: various							
Scope:	Other							
Service Area / Fund	Previous	FY2023	FY2024	FY2025	FY2026	FY2027	FY2028	Total
State of Good Repair								
Federal	\$2,043	\$0	\$580	\$0	\$0	\$0	\$0	\$2,623
State	\$5,276	\$1,444	\$0	\$0	\$0	\$0	\$9,036	\$15,756
TOTAL	\$7,319	\$1,444	\$580	\$0	\$0	\$0	\$9,036	\$18,380

ROUTE: 9999	PROJECT NAME				PROGRAM/SYSTEM			MPO Area
UPC: T9534	#SGR Bristol - Local SGR Bridge - Balance Entry				Other			NonMPO
Jurisdiction:	Bristol District-wide							
Description:								
Scope:								
Service Area / Fund	Previous	FY2023	FY2024	FY2025	FY2026	FY2027	FY2028	Total
State of Good Repair								
Federal	\$0	\$0	\$0	\$0	\$0	\$0	\$2,000	\$2,000
State	\$4,331	\$0	\$0	\$0	\$0	\$0	\$1,303	\$5,634
TOTAL	\$4,331	\$0	\$0	\$0	\$0	\$0	\$3,303	\$7,634

ROUTE: 9999	PROJECT NAME				PROGRAM/SYSTEM			MPO Area
UPC: T9533	#SGR Bristol - Local SGR Paving - Balance Entry				Other			NonMPO
Jurisdiction:	Bristol District-wide							
Description:								
Scope:								
Service Area / Fund	Previous	FY2023	FY2024	FY2025	FY2026	FY2027	FY2028	Total
State of Good Repair								
State	\$67	\$0	\$930	\$1,010	\$1,002	\$988	\$989	\$4,987

ROUTE: 9999	PROJECT NAME		PROGRAM/SYSTEM				MPO Area	
UPC: 99569	Project Prescoping - Bristol		Other				NonMPO	
Street Name:	Various							
Jurisdiction:	Bristol District-wide							
Description:	FROM: Various TO: Various							
Scope:	Preliminary Engineering							
Service Area / Fund	Previous	FY2023	FY2024	FY2025	FY2026	FY2027	FY2028	Total
Research & Planning								
State	\$12,302	\$1,150	\$0	\$0	\$0	\$0	\$0	\$13,452

ROUTE: 9999	PROJECT NAME		PROGRAM/SYSTEM				MPO Area		
UPC: 105495	#HB2.FY17 CONN. ROAD - 2 LANES WITH CURB & GUTTER - PHASE II		Urban				NonMPO		
Street Name:	CONNECTOR ROAD						Start (CY)	Budget	Expenditure
Jurisdiction:	Wytheville						PE 2014	\$530	\$530
Description:	FROM: 0.822 Mile West Intersection Lithia Road TO: 0.056 Mile East Intersection Lithia Road (0.8780 MI)						RW		
Scope:	New Construction Roadway						CN 2016	\$4,055	\$3,968
							Total	\$4,585	\$4,498
Service Area / Fund	Previous	FY2023	FY2024	FY2025	FY2026	FY2027	FY2028	Total	
District Grant Program									
State	\$2,303	\$0	\$0	\$0	\$0	\$0	\$0	\$2,303	
Specialized State and Federal									
Federal	\$118	\$0	\$0	\$0	\$0	\$0	\$0	\$118	
Match	\$5	\$0	\$0	\$0	\$0	\$0	\$0	\$5	
State	\$26	\$0	\$0	\$0	\$0	\$0	\$0	\$26	
Local	\$445	\$0	\$0	\$0	\$0	\$0	\$0	\$445	
Legacy CN Formula									
Federal	\$199	\$0	\$0	\$0	\$0	\$0	\$0	\$199	
Match	\$74	\$0	\$0	\$0	\$0	\$0	\$0	\$74	
State	\$1,415	\$0	\$0	\$0	\$0	\$0	\$0	\$1,415	
TOTAL	\$4,585	\$0	\$0	\$0	\$0	\$0	\$0	\$4,585	

ROUTE: 9999	PROJECT NAME		PROGRAM/SYSTEM				MPO Area	
UPC: 109511	Safety Prescoping - Bristol		Other				NonMPO	
Jurisdiction:	Bristol District-wide							
Description:	FROM: 0 TO: 0							
Scope:	Safety							
Service Area / Fund	Previous	FY2023	FY2024	FY2025	FY2026	FY2027	FY2028	Total
VA Safety Funds								
Federal	\$207	\$195	\$207	\$249	\$0	\$0	\$0	\$858
Specialized State and Federal								
Federal	\$1,318	\$0	\$0	\$0	\$0	\$0	\$0	\$1,318
TOTAL	\$1,525	\$195	\$207	\$249	\$0	\$0	\$0	\$2,175

ROUTE: 9999		PROJECT NAME				PROGRAM/SYSTEM		MPO Area		
UPC:	113764	NEW SIDEWALK SW VA MUSEUM/SLEMP LIBRARY; TO BULLITT PARK				Urban		NonMPO		
Street Name:	Proctor St.					Start (CY)		Budget	Expenditure	
Jurisdiction:	Big Stone Gap					PE	2024	\$41	\$0	
Description:	FROM: Wood Ave. W/E TO: North Blvd. (0.9700 MI)					RW				
Scope:	Facilities for Pedestrians and Bicycles					CN	2026	\$213	\$0	
								Total	\$254	\$0
Service Area / Fund	Previous	FY2023	FY2024	FY2025	FY2026	FY2027	FY2028	Total		
VA Safety Funds										
Federal	\$0	\$0	\$0	\$254	\$0	\$0	\$0	\$254		

ROUTE: 9999		PROJECT NAME				PROGRAM/SYSTEM		MPO Area			
UPC:	113766	ST. PAUL-REPLACE AND CONSTRUCT NEW SIDEWALK VAR. ROUTES				Other		NonMPO			
Jurisdiction:	Saint Paul					Start (CY)		Budget	Expenditure		
Description:	FROM: Various Routes TO: Various Routes (0.2400 MI)					PE	2023	\$144	\$0		
Scope:	Facilities for Pedestrians and Bicycles					RW					
								CN	2025	\$623	\$0
								Total	\$767	\$0	
Service Area / Fund	Previous	FY2023	FY2024	FY2025	FY2026	FY2027	FY2028	Total			
VA Safety Funds											
Federal	\$0	\$0	\$112	\$654	\$0	\$0	\$0	\$767			

ROUTE: 9999		PROJECT NAME				PROGRAM/SYSTEM		MPO Area		
UPC:	113879	#SGR19LB - Goodson St / Beaver Crk Bristol VA 1802 Fed 19971				Urban		Bristol		
Street Name:	Goodson Street					Start (CY)		Budget	Expenditure	
Jurisdiction:	Bristol					PE	2020	\$400	\$101	
Description:	FROM: 0.05 State St TO: 0.18 Mary St (0.0100 MI)					RW				
Scope:	Bridge Replacement w/o Added Capacity					CN	2022	\$1,558	\$0	
								Total	\$1,958	\$101
Service Area / Fund	Previous	FY2023	FY2024	FY2025	FY2026	FY2027	FY2028	Total		
State of Good Repair										
Federal	\$1,053	\$500	\$0	\$0	\$0	\$0	\$0	\$1,553		
State	\$405	\$0	\$0	\$0	\$0	\$0	\$0	\$405		
TOTAL	\$1,458	\$500	\$0	\$0	\$0	\$0	\$0	\$1,958		

ROUTE: 9999		PROJECT NAME				PROGRAM/SYSTEM		MPO Area		
UPC:	113881	#SGR19LB - Oak St over NS RWY Bristol VA 8010 Fed 19982				Urban		Bristol		
Street Name:	Oak Street					Start (CY)		Budget	Expenditure	
Jurisdiction:	Bristol					PE	2020	\$500	\$79	
Description:	FROM: 0.10 SYC St TO: 0.12 Hiland Ave (0.0100 MI)					RW				
Scope:	Bridge Replacement w/o Added Capacity					CN	2021	\$2,500	\$0	
								Total	\$3,000	\$79
Service Area / Fund	Previous	FY2023	FY2024	FY2025	FY2026	FY2027	FY2028	Total		
State of Good Repair										
Federal	\$810	\$1,697	\$0	\$0	\$0	\$0	\$0	\$2,508		
State	\$492	\$0	\$0	\$0	\$0	\$0	\$0	\$492		
TOTAL	\$1,303	\$1,697	\$0	\$0	\$0	\$0	\$0	\$3,000		

ROUTE: 9999		PROJECT NAME				PROGRAM/SYSTEM		MPO Area	
UPC:	113882	#SGR19LB - MLK BLV over Beaver Crk Bristol VA 8002 Fed 20004				Urban		Bristol	
Street Name:	MLK Jr. BLVD					Start (CY)	Budget	Expenditure	
Jurisdiction:	Bristol					PE	2020	\$200	\$80
Description:	FROM: 0.15 State St. TO: 0.05 Scott St. (0.0100 MI)					RW			
Scope:	Bridge Rehab w/o Added Capacity					CN	2021	\$1,950	\$0
						Total		\$2,150	\$80
Service Area / Fund	Previous	FY2023	FY2024	FY2025	FY2026	FY2027	FY2028	Total	
State of Good Repair									
Federal	\$690	\$728	\$0	\$0	\$0	\$0	\$0	\$0	\$1,418
State	\$732	\$0	\$0	\$0	\$0	\$0	\$0	\$0	\$732
TOTAL	\$1,422	\$728	\$0	\$0	\$0	\$0	\$0	\$0	\$2,150

ROUTE: 9999		PROJECT NAME				PROGRAM/SYSTEM		MPO Area	
UPC:	115540	#SMART20 - Progress Park Connector				Secondary		NonMPO	
Street Name:	Progress Park Connector					Start (CY)	Budget	Expenditure	
Jurisdiction:	Wythe County					PE	2019	\$2,004	\$1,502
Description:	FROM: Int. Nye Road TO: Int. E. Lee Trinkle Dr. (Rte. 792) (2.2910 MI)					RW		\$3,600	\$0
Scope:	New Construction Roadway					CN	2023	\$27,888	\$0
						Total		\$33,491	\$1,502
Service Area / Fund	Previous	FY2023	FY2024	FY2025	FY2026	FY2027	FY2028	Total	
District Grant Program									
Federal	\$0	\$0	\$2,500	\$2,599	\$0	\$0	\$0	\$0	\$5,099
State	\$0	\$500	\$0	\$0	\$0	\$0	\$0	\$0	\$500
GARVEE	\$7,258	\$0	\$0	\$0	\$0	\$0	\$0	\$0	\$7,258
Specialized State and Federal									
GARVEE	\$10,149	\$0	\$0	\$0	\$0	\$0	\$0	\$0	\$10,149
Revenue Sharing									
State	\$367	\$438	\$4,438	\$0	\$0	\$0	\$0	\$0	\$5,243
Local	\$367	\$438	\$4,438	\$0	\$0	\$0	\$0	\$0	\$5,243
TOTAL	\$18,140	\$1,376	\$11,376	\$2,599	\$0	\$0	\$0	\$0	\$33,491

ROUTE: 9999		PROJECT NAME				PROGRAM/SYSTEM		MPO Area	
UPC:	115915	ENHANCED CURVE SIGNING & MARKING - BRISTOL DISTRICTWIDE				Primary		NonMPO	
Jurisdiction:	Bristol District-wide					Start (CY)	Budget	Expenditure	
Description:	FROM: VARIOUS ROUTES TO: VARIOUS ROUTES					PE	2020	\$650	\$359
Scope:	Safety					RW			
						CN	2023	\$5,774	\$0
						Total		\$6,424	\$359
Service Area / Fund	Previous	FY2023	FY2024	FY2025	FY2026	FY2027	FY2028	Total	
VA Safety Funds									
Federal	\$1,804	\$0	\$0	\$0	\$0	\$0	\$0	\$0	\$1,804
State	\$645	\$2,405	\$0	\$0	\$0	\$0	\$0	\$0	\$3,051
Specialized State and Federal									
Federal	\$1,519	\$50	\$0	\$0	\$0	\$0	\$0	\$0	\$1,569
TOTAL	\$3,968	\$2,455	\$0	\$0	\$0	\$0	\$0	\$0	\$6,424

ROUTE: 9999		PROJECT NAME				PROGRAM/SYSTEM		MPO Area	
UPC:	116648	EDGE LINE RUMBLE STRIPS - BRISTOL DISTRICT WIDE				Other		NonMPO	
Jurisdiction:	Bristol District-wide					Start (CY)		Budget	Expenditure
Description:	FROM: Various TO: Various (10.0000 MI)					PE	2020	\$115	\$17
Scope:	Safety					RW			
					CN	2022	\$2,818	\$0	
					Total		\$2,933	\$17	
Service Area / Fund	Previous	FY2023	FY2024	FY2025	FY2026	FY2027	FY2028	Total	
VA Safety Funds									
Federal	\$28	\$1,080	\$0	\$0	\$0	\$0	\$0	\$1,108	
State	\$0	\$53	\$0	\$0	\$0	\$0	\$0	\$53	
Specialized State and Federal									
Federal	\$1,768	\$0	\$0	\$0	\$0	\$0	\$0	\$1,768	
Match	\$4	\$0	\$0	\$0	\$0	\$0	\$0	\$4	
TOTAL	\$1,800	\$1,133	\$0	\$0	\$0	\$0	\$0	\$2,933	

ROUTE: 9999		PROJECT NAME				PROGRAM/SYSTEM		MPO Area	
UPC:	116649	CENTERLINE RUMBLE STRIPS-BRISTOL DISTRICT WIDE				Other		NonMPO	
Jurisdiction:	Bristol District-wide					Start (CY)		Budget	Expenditure
Description:	FROM: Various TO: Various (10.0000 MI)					PE	2020	\$115	\$5
Scope:	Safety					RW			
					CN	2022	\$1,497	\$0	
					Total		\$1,612	\$5	
Service Area / Fund	Previous	FY2023	FY2024	FY2025	FY2026	FY2027	FY2028	Total	
VA Safety Funds									
Federal	\$0	\$218	\$0	\$0	\$0	\$0	\$0	\$218	
State	\$0	\$26	\$0	\$0	\$0	\$0	\$0	\$26	
Specialized State and Federal									
Federal	\$1,367	\$0	\$0	\$0	\$0	\$0	\$0	\$1,367	
TOTAL	\$1,367	\$245	\$0	\$0	\$0	\$0	\$0	\$1,612	

ROUTE: 9999		PROJECT NAME				PROGRAM/SYSTEM		MPO Area	
UPC:	117081	#SGR21LB (Fed ID 22444) Br Repl/Rose Ave SE over Clear Crk				Urban		NonMPO	
Street Name:	Rose Avenue SE					Start (CY)		Budget	Expenditure
Jurisdiction:	Norton					PE	2022	\$203	\$5
Description:	FROM: .02 Mile Frm 12th St TO: .02 Mile Frm 12th St (0.1000 MI)					RW	2024	\$0	\$0
Scope:	Bridge Replacement w/o Added Capacity					CN	2025	\$1,017	\$0
					Total		\$1,220	\$5	
Service Area / Fund	Previous	FY2023	FY2024	FY2025	FY2026	FY2027	FY2028	Total	
State of Good Repair									
Federal	\$0	\$0	\$748	\$197	\$0	\$0	\$0	\$945	
State	\$150	\$125	\$0	\$0	\$0	\$0	\$0	\$275	
TOTAL	\$150	\$125	\$748	\$197	\$0	\$0	\$0	\$1,220	

ROUTE: 9999		PROJECT NAME				PROGRAM/SYSTEM		MPO Area	
UPC:	117082	#SGR21LB (Fed ID 20608) Br Repl/E Chilhowie St over MF Holst				Urban		NonMPO	
Street Name:	East Chilhowie Street					Start (CY)		Budget	Expenditure
Jurisdiction:	Marion					PE	2021	\$729	\$69
Description:	FROM: .04 N Main TO: .04 Prater (0.1000 MI)					RW	2024	\$163	\$0
Scope:	Bridge Replacement w/o Added Capacity					CN	2024	\$3,383	\$0
						Total		\$4,274	\$69
Service Area / Fund	Previous	FY2023	FY2024	FY2025	FY2026	FY2027	FY2028	Total	
State of Good Repair									
Federal	\$0	\$229	\$263	\$2,347	\$320	\$0	\$0	\$3,158	
State	\$490	\$0	\$0	\$0	\$626	\$0	\$0	\$1,116	
TOTAL	\$490	\$229	\$263	\$2,347	\$946	\$0	\$0	\$4,274	

ROUTE: 9999		PROJECT NAME				PROGRAM/SYSTEM		MPO Area	
UPC:	117951	#I81CIP DETOUR SIGNAL UPGRADES FOR BRISTOL & WYTHEVILLE				Primary		NonMPO	
Jurisdiction:	Bristol					Start (CY)		Budget	Expenditure
Description:	FROM: Various TO: Various					PE	2020	\$384	\$44
Scope:	Traffic Management/Engineering					RW			
						CN	2023	\$3,583	\$0
						Total		\$3,967	\$44
Service Area / Fund	Previous	FY2023	FY2024	FY2025	FY2026	FY2027	FY2028	Total	
Interstate Corridor Funds									
State	\$1,101	\$2,866	\$0	\$0	\$0	\$0	\$0	\$3,967	

ROUTE: 9999		PROJECT NAME				PROGRAM/SYSTEM		MPO Area	
UPC:	117952	#I81CIP DETOUR SIGNAL UPGRADES FOR ABINGDON & MARION				Primary		NonMPO	
Jurisdiction:	Abingdon					Start (CY)		Budget	Expenditure
Description:	FROM: Various TO: Various					PE	2020	\$376	\$13
Scope:	Traffic Management/Engineering					RW			
						CN	2023	\$3,500	\$0
						Total		\$3,876	\$13
Service Area / Fund	Previous	FY2023	FY2024	FY2025	FY2026	FY2027	FY2028	Total	
Interstate Corridor Funds									
State	\$385	\$3,491	\$0	\$0	\$0	\$0	\$0	\$3,876	

ROUTE: 9999		PROJECT NAME				PROGRAM/SYSTEM		MPO Area	
UPC:	118122	UNSIGNALIZED INTERSECTIONS - BRISTOL DISTRICTWIDE				Primary		NonMPO	
Street Name:	VARIOUS ROUTES					Start (CY)		Budget	Expenditure
Jurisdiction:	Bristol District-wide					PE	2020	\$375	\$280
Description:	FROM: VARIOUS ROUTES TO: VARIOUS ROUTES					RW			
Scope:	Safety					CN	2022	\$1,635	\$0
						Total		\$2,010	\$280
Service Area / Fund	Previous	FY2023	FY2024	FY2025	FY2026	FY2027	FY2028	Total	
VA Safety Funds									
Federal	\$1,008	\$178	\$0	\$0	\$0	\$0	\$0	\$1,186	
Specialized State and Federal									
Federal	\$824	\$0	\$0	\$0	\$0	\$0	\$0	\$824	
TOTAL	\$1,832	\$178	\$0	\$0	\$0	\$0	\$0	\$2,010	

ROUTE: 9999		PROJECT NAME				PROGRAM/SYSTEM		MPO Area	
UPC:	118740	#SGR22VP CY22 BLAND WYTHE IS SGR PM1H				Interstate		NonMPO	
Jurisdiction:	Bristol District-wide					Start (CY)		Budget	Expenditure
Description:	FROM: Various TO: Various					PE			
Scope:	Resurfacing					RW			
						CN	2021	\$4,932	\$5
						Total		\$4,932	\$5
Service Area / Fund	Previous	FY2023	FY2024	FY2025	FY2026	FY2027	FY2028	Total	
State of Good Repair									
Federal	\$4,496	\$288	\$0	\$0	\$0	\$0	\$0	\$0	\$4,784
State	\$148	\$0	\$0	\$0	\$0	\$0	\$0	\$0	\$148
TOTAL	\$4,644	\$288	\$0	\$0	\$0	\$0	\$0	\$0	\$4,932

ROUTE: 9999		PROJECT NAME				PROGRAM/SYSTEM		MPO Area	
UPC:	119196	#ITTF22 ROUTE 19/460 SIGNAL IMPROVEMENTS AND CAMERAS				Interstate		Bristol	
Jurisdiction:	Bristol District-wide					Start (CY)		Budget	Expenditure
Description:	FROM: Various TO: Various					PE			
Scope:	Safety					RW			
						CN	2022	\$1,120	\$13
						Total		\$1,120	\$13
Service Area / Fund	Previous	FY2023	FY2024	FY2025	FY2026	FY2027	FY2028	Total	
High Priority Projects									
ITTF	\$645	\$0	\$0	\$0	\$0	\$0	\$0	\$0	\$645
Legacy CN Formula									
State	\$475	\$0	\$0	\$0	\$0	\$0	\$0	\$0	\$475
TOTAL	\$1,120	\$0	\$0	\$0	\$0	\$0	\$0	\$0	\$1,120

ROUTE: 9999		PROJECT NAME				PROGRAM/SYSTEM		MPO Area		
UPC:	119436	#SMART22 - 4TH STREET AT HOLSTON ROAD TURN LANE IMPROVEMENTS				Urban		NonMPO		
Street Name:	N 4TH STREET					Start (CY)		Budget	Expenditure	
Jurisdiction:	Wytheville					PE		2022	\$728	\$54
Description:	FROM: 4th Street & Holston Road Intersection TO: 4th Street & Holston Road Intersection					RW				
Scope:	Safety					CN		2024	\$1,803	\$0
						Total		\$2,531	\$54	
Service Area / Fund	Previous	FY2023	FY2024	FY2025	FY2026	FY2027	FY2028	Total		
District Grant Program										
Federal	\$0	\$0	\$0	\$700	\$901	\$0	\$0	\$0	\$1,601	
State	\$0	\$200	\$730	\$0	\$0	\$0	\$0	\$0	\$930	
TOTAL	\$0	\$200	\$730	\$700	\$901	\$0	\$0	\$0	\$2,531	

ROUTE: 9999		PROJECT NAME				PROGRAM/SYSTEM		MPO Area	
UPC:	119442	#SMART22 - THOMPSON DRIVE AND STANLEY STREET ROUNDABOUT				Urban		Bristol	
Street Name:	Thompson Drive					Start (CY)	Budget	Expenditure	
Jurisdiction:	Abingdon					PE	2022	\$849	\$60
Description:	FROM: RADIO DRIVE TO: STANLEY STREET (0.1000 MI)					RW	2024	\$363	\$0
Scope:	Safety					CN	2025	\$4,035	\$0
						Total		\$5,247	\$60
Service Area / Fund	Previous	FY2023	FY2024	FY2025	FY2026	FY2027	FY2028	Total	
District Grant Program									
Federal	\$0	\$0	\$0	\$0	\$1,200	\$1,000	\$0	\$2,200	
State	\$850	\$400	\$1,797	\$0	\$0	\$0	\$0	\$3,047	
TOTAL	\$850	\$400	\$1,797	\$0	\$1,200	\$1,000	\$0	\$5,247	

ROUTE: 9999		PROJECT NAME (NEW)				PROGRAM/SYSTEM		MPO Area	
UPC:	120962	#SGR23VP CY23 SMYTH BLAND WYTHE IS SGR PM1H				Interstate		NonMPO	
Jurisdiction:	Bristol District-wide					Start (CY)	Budget	Expenditure	
Description:	FROM: Various TO: Various					PE			
Scope:	Resurfacing					RW			
						CN	2023	\$3,819	\$0
						Total		\$3,819	\$0
Service Area / Fund	Previous	FY2023	FY2024	FY2025	FY2026	FY2027	FY2028	Total	
State of Good Repair									
Federal	\$0	\$3,772	\$0	\$0	\$0	\$0	\$0	\$3,772	
State	\$0	\$47	\$0	\$0	\$0	\$0	\$0	\$47	
TOTAL	\$0	\$3,819	\$0	\$0	\$0	\$0	\$0	\$3,819	

ROUTE: 9999		PROJECT NAME (NEW)				PROGRAM/SYSTEM		MPO Area	
UPC:	120963	#SGR23VP CY23 SMYTH WASHINGTON PRIMARY SGR PM1J				Primary		NonMPO	
Jurisdiction:	Bristol District-wide					Start (CY)	Budget	Expenditure	
Description:	FROM: Various TO: Various					PE			
Scope:	Resurfacing					RW			
						CN	2023	\$2,548	\$0
						Total		\$2,548	\$0
Service Area / Fund	Previous	FY2023	FY2024	FY2025	FY2026	FY2027	FY2028	Total	
State of Good Repair									
Federal	\$0	\$1,067	\$0	\$0	\$0	\$0	\$0	\$1,067	
State	\$0	\$1,481	\$0	\$0	\$0	\$0	\$0	\$1,481	
TOTAL	\$0	\$2,548	\$0	\$0	\$0	\$0	\$0	\$2,548	

ROUTE: 9999		PROJECT NAME (NEW)				PROGRAM/SYSTEM		MPO Area	
UPC:	121233	#BF Bristol Overlay and Repair Task Order Year 4				Interstate		NonMPO	
Street Name:	Various					Start (CY)	Budget	Expenditure	
Jurisdiction:	Bristol District-wide					PE			
Description:	FROM: Various TO: Various					RW			
Scope:	Bridge Rehab w/o Added Capacity					CN	2025	\$2,668	\$0
						Total		\$2,668	\$0
Service Area / Fund	Previous	FY2023	FY2024	FY2025	FY2026	FY2027	FY2028	Total	
Specialized State and Federal									
Federal	\$0	\$0	\$0	\$988	\$1,680	\$0	\$0	\$2,668	

ROUTE: 9999	PROJECT NAME (NEW)				PROGRAM/SYSTEM		MPO Area		
UPC: 121234	#BF Bristol Overlay and Repair Task Order Year 5				Interstate		NonMPO		
Street Name: Various							Start (CY)	Budget	Expenditure
Jurisdiction: Bristol District-wide					PE				
Description: FROM: Various TO: Various					RW				
Scope: Bridge Rehab w/o Added Capacity					CN		2026	\$2,668	\$0
							Total	\$2,668	\$0
Service Area / Fund	Previous	FY2023	FY2024	FY2025	FY2026	FY2027	FY2028	Total	
Specialized State and Federal									
Federal	\$0	\$0	\$0	\$0	\$2,668	\$0	\$0	\$2,668	

ROUTE: 9999	PROJECT NAME (NEW)				PROGRAM/SYSTEM		MPO Area		
UPC: 121235	#BF Bristol Structure Recoating Contract UPC Year 2				Interstate		NonMPO		
Street Name: Various							Start (CY)	Budget	Expenditure
Jurisdiction: Bristol District-wide					PE		2022	\$100	\$0
Description: FROM: Various Routes TO: Various Routes					RW				
Scope: Bridge Rehab w/o Added Capacity					CN		2025	\$1,500	\$0
							Total	\$1,600	\$0
Service Area / Fund	Previous	FY2023	FY2024	FY2025	FY2026	FY2027	FY2028	Total	
Specialized State and Federal									
Federal	\$0	\$960	\$640	\$0	\$0	\$0	\$0	\$1,600	

ROUTE: 9999	PROJECT NAME (NEW)				PROGRAM/SYSTEM		MPO Area		
UPC: 121236	#BF Bristol Structure Recoating Contract UPC Year 3				Interstate		NonMPO		
Street Name: Various							Start (CY)	Budget	Expenditure
Jurisdiction: Bristol District-wide					PE		2023	\$100	\$0
Description: FROM: Various Routes TO: Various Routes					RW				
Scope: Bridge Rehab w/o Added Capacity					CN		2026	\$1,700	\$0
							Total	\$1,800	\$0
Service Area / Fund	Previous	FY2023	FY2024	FY2025	FY2026	FY2027	FY2028	Total	
Specialized State and Federal									
Federal	\$0	\$0	\$1,080	\$720	\$0	\$0	\$0	\$1,800	

ROUTE: 9999	PROJECT NAME (NEW)				PROGRAM/SYSTEM		MPO Area		
UPC: 121237	#BF Bristol Structure Recoating Contract UPC Year 4				Interstate		NonMPO		
Street Name: Various							Start (CY)	Budget	Expenditure
Jurisdiction: Bristol District-wide					PE		2024	\$120	\$0
Description: FROM: Various TO: Various					RW				
Scope: Bridge Rehab w/o Added Capacity					CN		2027	\$1,680	\$0
							Total	\$1,800	\$0
Service Area / Fund	Previous	FY2023	FY2024	FY2025	FY2026	FY2027	FY2028	Total	
Specialized State and Federal									
Federal	\$0	\$0	\$0	\$1,549	\$251	\$0	\$0	\$1,800	

ROUTE: 9999	PROJECT NAME (NEW)		PROGRAM/SYSTEM				MPO Area	
UPC: 121238	#BF Bristol Structure Recoating Contract UPC Year 5		Interstate				NonMPO	
Street Name:	Various				Start (CY)	Budget	Expenditure	
Jurisdiction:	Bristol District-wide		PE	2025		\$120	\$0	
Description:	FROM: Various TO: Various		RW					
Scope:	Bridge Rehab w/o Added Capacity		CN	2028		\$1,680	\$0	
			Total			\$1,800	\$0	
Service Area / Fund	Previous	FY2023	FY2024	FY2025	FY2026	FY2027	FY2028	Total
Specialized State and Federal								
Federal	\$0	\$0	\$0	\$300	\$1,500	\$0	\$0	\$1,800

ROUTE: 9999	PROJECT NAME (NEW)		PROGRAM/SYSTEM				MPO Area	
UPC: 121239	#BF Bristol Culvert Contract UPC Year 3		Interstate				NonMPO	
Jurisdiction:	Bristol District-wide				Start (CY)	Budget	Expenditure	
Description:	FROM: VARIOUS TO: VARIOUS		PE	2023		\$110	\$0	
Scope:	Bridge Rehab w/o Added Capacity		RW		2025	\$25	\$0	
			CN		2026	\$1,063	\$0	
			Total			\$1,198	\$0	
Service Area / Fund	Previous	FY2023	FY2024	FY2025	FY2026	FY2027	FY2028	Total
Specialized State and Federal								
Federal	\$0	\$0	\$719	\$479	\$0	\$0	\$0	\$1,198

ROUTE: 9999	PROJECT NAME (NEW)		PROGRAM/SYSTEM				MPO Area	
UPC: 121241	#BF Bristol Overlay and Repair Task Order Year 1		Interstate				NonMPO	
Jurisdiction:	Bristol District-wide				Start (CY)	Budget	Expenditure	
Description:	FROM: Various TO: Various		PE			\$0	\$0	
Scope:	Bridge Rehab w/o Added Capacity		RW			\$0	\$0	
			CN		2022	\$4,217	\$0	
			Total			\$4,217	\$0	
Service Area / Fund	Previous	FY2023	FY2024	FY2025	FY2026	FY2027	FY2028	Total
Specialized State and Federal								
Federal	\$0	\$4,217	\$0	\$0	\$0	\$0	\$0	\$4,217

ROUTE: 9999	PROJECT NAME (NEW)		PROGRAM/SYSTEM				MPO Area	
UPC: 121242	#BF Bristol Overlay and Repair Task Order Year 2		Interstate				NonMPO	
Street Name:	Various				Start (CY)	Budget	Expenditure	
Jurisdiction:	Bristol District-wide				PE			
Description:	FROM: Various TO: Various		RW					
Scope:	Bridge Rehab w/o Added Capacity		CN	2023		\$4,217	\$0	
			Total			\$4,217	\$0	
Service Area / Fund	Previous	FY2023	FY2024	FY2025	FY2026	FY2027	FY2028	Total
Specialized State and Federal								
Federal	\$0	\$2,109	\$2,109	\$0	\$0	\$0	\$0	\$4,217

ROUTE: 9999	PROJECT NAME (NEW)				PROGRAM/SYSTEM		MPO Area		
UPC: 121244	#BF Bristol Overlay and Repair Task Order Year 3				Interstate		NonMPO		
Street Name: Various							Start (CY)	Budget	Expenditure
Jurisdiction: Bristol District-wide							PE		
Description: FROM: Various TO: Various							RW		
Scope: Bridge Rehab w/o Added Capacity							CN 2024	\$4,217	\$0
							Total	\$4,217	\$0
Service Area / Fund	Previous	FY2023	FY2024	FY2025	FY2026	FY2027	FY2028	Total	
Specialized State and Federal									
Federal	\$0	\$0	\$2,530	\$1,687	\$0	\$0	\$0	\$4,217	

ROUTE: 9999	PROJECT NAME (NEW)				PROGRAM/SYSTEM		MPO Area		
UPC: 121245	#BF Bristol Super and Substructure Task Order Year 1				Interstate		NonMPO		
Jurisdiction: Bristol District-wide							Start (CY)	Budget	Expenditure
Description: FROM: Various TO: Various							PE	\$0	\$0
Scope: Bridge Rehab w/o Added Capacity							RW	\$0	\$0
							CN 2022	\$3,025	\$0
							Total	\$3,025	\$0
Service Area / Fund	Previous	FY2023	FY2024	FY2025	FY2026	FY2027	FY2028	Total	
Specialized State and Federal									
Federal	\$0	\$3,025	\$0	\$0	\$0	\$0	\$0	\$3,025	

ROUTE: 9999	PROJECT NAME (NEW)				PROGRAM/SYSTEM		MPO Area		
UPC: 121246	#BF Bristol Super and Substructure Task Order Year 2				Interstate		NonMPO		
Street Name: Various							Start (CY)	Budget	Expenditure
Jurisdiction: Bristol District-wide							PE		
Description: FROM: Various TO: Various							RW		
Scope: Bridge Rehab w/o Added Capacity							CN 2023	\$1,180	\$0
							Total	\$1,180	\$0
Service Area / Fund	Previous	FY2023	FY2024	FY2025	FY2026	FY2027	FY2028	Total	
Specialized State and Federal									
Federal	\$0	\$708	\$472	\$0	\$0	\$0	\$0	\$1,180	

ROUTE: 9999	PROJECT NAME (NEW)				PROGRAM/SYSTEM		MPO Area		
UPC: 121247	#BF Bristol Super and Substructure Task Order Year 3				Interstate		NonMPO		
Street Name: Various							Start (CY)	Budget	Expenditure
Jurisdiction: Bristol District-wide							PE		
Description: FROM: Various TO: Various							RW		
Scope: Bridge Rehab w/o Added Capacity							CN 2024	\$1,773	\$0
							Total	\$1,773	\$0
Service Area / Fund	Previous	FY2023	FY2024	FY2025	FY2026	FY2027	FY2028	Total	
Specialized State and Federal									
Federal	\$0	\$0	\$1,064	\$709	\$0	\$0	\$0	\$1,773	

ROUTE: 9999	PROJECT NAME (NEW)				PROGRAM/SYSTEM		MPO Area		
UPC: 121248	#BF Bristol Route 604 Replacement Fed 03051 Va 6050 Yr 4-5				Secondary		NonMPO		
Jurisdiction:	Bristol District-wide						Start (CY)	Budget	Expenditure
Description:	FROM: Various TO: Various				PE		2024	\$550	\$0
Scope:	Bridge Replacement w/o Added Capacity				RW		2026	\$275	\$0
					CN		2027	\$4,675	\$0
					Total			\$5,500	\$0
Service Area / Fund	Previous	FY2023	FY2024	FY2025	FY2026	FY2027	FY2028	Total	
Specialized State and Federal									
Federal	\$0	\$0	\$0	\$3,354	\$2,146	\$0	\$0	\$5,500	

ROUTE: 9999	PROJECT NAME (NEW)				PROGRAM/SYSTEM		MPO Area		
UPC: 121353	#SGR23VP CY23 WASHINGTON SMYTH IS SGR PM1K				Interstate		NonMPO		
Jurisdiction:	Bristol District-wide						Start (CY)	Budget	Expenditure
Description:	FROM: VARIOUS TO: VARIOUS				PE				
Scope:	Resurfacing				RW				
					CN		2023	\$2,633	\$0
					Total			\$2,633	\$0
Service Area / Fund	Previous	FY2023	FY2024	FY2025	FY2026	FY2027	FY2028	Total	
State of Good Repair									
State	\$1,633	\$1,000	\$0	\$0	\$0	\$0	\$0	\$2,633	

ROUTE: 9999	PROJECT NAME (NEW)				PROGRAM/SYSTEM		MPO Area	
UPC: 121429	#SMART20 - PROGRESS PARK CONNECTOR GARVEE DEBT SERVICE				Secondary		NonMPO	
Street Name:	Progress Park Connector							
Jurisdiction:	Wythe County							
Description:	FROM: Int. Nye Road TO: Int. E. Lee Trinkle Dr. (Rte. 792) (2.2910 MI)							
Scope:								
Service Area / Fund	Previous	FY2023	FY2024	FY2025	FY2026	FY2027	FY2028	Total
Debt Service								
Federal	\$0	\$332	\$659	\$659	\$660	\$659	\$659	\$3,629

ROUTE: 9999	PROJECT NAME (NEW)				PROGRAM/SYSTEM		MPO Area		
UPC: 121738	#BF Buch. Co. Replacement Fed 29684 Va 5003 Yr 3				Other		NonMPO		
Jurisdiction:	Buchanan County						Start (CY)	Budget	Expenditure
Description:	FROM: 0.0 Mi. From Rte. 460 TO: 0.20 Mi. To Dead End				PE		2024	\$597	\$0
Scope:	Bridge Replacement w/o Added Capacity				RW		2026	\$591	\$0
					CN		2027	\$5,266	\$0
					Total			\$6,454	\$0
Service Area / Fund	Previous	FY2023	FY2024	FY2025	FY2026	FY2027	FY2028	Total	
Specialized State and Federal									
Federal	\$0	\$2,204	\$1,205	\$150	\$2,894	\$0	\$0	\$6,454	

ROUTE: 9999	PROJECT NAME				PROGRAM/SYSTEM			MPO Area
UPC: 999991	BRISTOL SSYP				SECONDARY			
Jurisdiction:								
Description: Funding on SSYP projects not included in the report.								
Scope:								
Service Area / Fund	Previous	FY2023	FY2024	FY2025	FY2026	FY2027	FY2028	Total
District Grant Program								
Unpaved	\$0	\$4,174	\$4,101	\$4,101	\$4,038	\$4,038	\$4,038	\$24,488
Specialized State and Federal								
State	\$0	\$762	\$762	\$762	\$762	\$762	\$762	\$4,571
TOTAL	\$0	\$4,935	\$4,862	\$4,862	\$4,800	\$4,800	\$4,800	\$29,059

ROUTE: U000	PROJECT NAME (NEW)				PROGRAM/SYSTEM			MPO Area
UPC: 120898	Laurel Ave Bridge replacement over Benges Fork (Br #8004)				Urban			NonMPO
Jurisdiction: Norton						Start (CY)	Budget	Expenditure
Description: FROM: 12th Street NW TO: 0.01 Mi. east of 12th Street NW						PE 2027	\$97	\$0
Scope: Bridge Rehab w/o Added Capacity						RW	\$0	\$0
						CN 2029	\$595	\$0
						Total	\$691	\$0
Service Area / Fund	Previous	FY2023	FY2024	FY2025	FY2026	FY2027	FY2028	Total
Revenue Sharing								
State	\$0	\$0	\$0	\$0	\$346	\$0	\$0	\$346
Local	\$0	\$0	\$0	\$0	\$346	\$0	\$0	\$346
TOTAL	\$0	\$0	\$0	\$0	\$691	\$0	\$0	\$691

CULPEPER DISTRICT

2023 - 2028

FINAL

This Page Is Intentionally Left Blank

Funding Allocation Summary CULPEPER DISTRICT

Service Area / Fund Source	FY2023	FY2024	FY2025	FY2026	FY2027	FY2028	Total
High Priority Projects							
Federal	\$11,903	\$7,751	\$9,234	\$25,132	\$3,850	\$0	\$57,870
State	2,041	553	574	701	0	0	3,869
High Priority Projects Total	\$13,943	\$8,305	\$9,808	\$25,833	\$3,850	\$0	\$61,739
District Grant Program							
Federal	\$6,221	\$9,171	\$9,045	\$10,718	\$0	\$2,362	\$37,516
State	17,860	20,418	21,946	20,115	30,865	28,872	140,076
Unpaved	3,473	3,476	3,476	3,682	3,682	3,682	21,473
District Grant Program Total	\$27,555	\$33,064	\$34,467	\$34,515	\$34,548	\$34,916	\$199,065
State of Good Repair							
Federal	\$5,314	\$11,169	\$7,081	\$4,381	\$4,454	\$3,500	\$35,899
State	14,592	9,740	15,628	18,148	17,751	18,732	94,591
State of Good Repair Total	\$19,906	\$20,909	\$22,709	\$22,529	\$22,204	\$22,232	\$130,490
Interstate Corridor Funds							
State	\$234	\$264	\$474	\$549	\$549	\$0	\$2,071
Interstate Corridor Funds Total	\$234	\$264	\$474	\$549	\$549	\$0	\$2,071
VA Safety Funds							
Federal	\$4,569	\$308	\$833	\$0	\$484	\$0	\$6,194
State	288	0	0	0	0	0	288
VA Safety Funds Total	\$4,857	\$308	\$833	\$0	\$484	\$0	\$6,483
Specialized State and Federal							
Federal	\$1,902	\$932	\$0	\$23,820	\$0	\$0	\$26,654
State	1,021	1,021	1,021	1,021	1,021	1,021	6,126
Specialized State and Federal Total	\$2,923	\$1,953	\$1,021	\$24,841	\$1,021	\$1,021	\$32,780
Revenue Sharing							
Local	\$7,755	\$4,855	\$4,000	\$4,121	\$0	\$0	\$20,731
State	7,755	4,855	4,000	4,121	0	0	20,731
Revenue Sharing Total	\$15,510	\$9,711	\$8,000	\$8,242	\$0	\$0	\$41,463
Research & Planning							
State	\$955	\$0	\$0	\$0	\$0	\$0	\$955
Research & Planning Total	\$955	\$0	\$0	\$0	\$0	\$0	\$955
Debt Service							
Federal	\$2,389	\$2,925	\$3,150	\$3,151	\$3,150	\$3,151	\$17,918
Debt Service Total	\$2,389	\$2,925	\$3,150	\$3,151	\$3,150	\$3,151	\$17,918
District Total	\$88,272	\$77,439	\$80,463	\$119,660	\$65,807	\$61,321	\$492,962

This Page Is Intentionally Left Blank

ROUTE: 0003	PROJECT NAME		PROGRAM/SYSTEM				MPO Area	
UPC: 115474	#SMART20 - ROUNDABOUT - RTE. 3 AND MCDEVITT DR. INT.		Primary				NonMPO	
Street Name:	FREDERICKSBURG ROAD		Start (CY)		Budget	Expenditure		
Jurisdiction:	Culpeper		PE	2019	\$1,000	\$451		
Description:	FROM: 0.085 MI. N OF THE INTERSECTION OF ROUTE 3/799 TO: 0.090 MI. S. OF THE INTERSECTION OF ROUTE 3/799 (0.1740 MI)		RW	2023	\$1,700	\$0		
Scope:	Reconstruction w/o Added Capacity		CN	2024	\$3,500	\$0		
			Total		\$6,200	\$451		
Service Area / Fund	Previous	FY2023	FY2024	FY2025	FY2026	FY2027	FY2028	Total
District Grant Program								
Federal	\$500	\$0	\$0	\$0	\$0	\$0	\$0	\$500
State	\$500	\$1,235	\$1,000	\$2,965	\$0	\$0	\$0	\$5,700
TOTAL	\$1,000	\$1,235	\$1,000	\$2,965	\$0	\$0	\$0	\$6,200

ROUTE: 0015	PROJECT NAME		PROGRAM/SYSTEM				MPO Area	
UPC: 113860	SYSTEMIC SIGNAL & PED SAFETY UPGRADES FOR THE TOWN OF ORANGE		Urban				NonMPO	
Street Name:	CAROLINE STREET		Start (CY)		Budget	Expenditure		
Jurisdiction:	Orange		PE	2021	\$80	\$21		
Description:	FROM: RTE 15 AT INTERSECTION WITH BERRY HILL RD TO: RTE 15 AT INTERSECTION WITH E MAIN ST (0.5000 MI)		RW					
Scope:	Safety		CN	2022	\$605	\$0		
			Total		\$685	\$21		
Service Area / Fund	Previous	FY2023	FY2024	FY2025	FY2026	FY2027	FY2028	Total
VA Safety Funds								
Federal	\$414	\$143	\$0	\$0	\$0	\$0	\$0	\$557
Specialized State and Federal								
Federal	\$128	\$0	\$0	\$0	\$0	\$0	\$0	\$128
TOTAL	\$542	\$143	\$0	\$0	\$0	\$0	\$0	\$685

ROUTE: 0015	PROJECT NAME		PROGRAM/SYSTEM				MPO Area	
UPC: 116896	WARRENTON MAIN ST PED CROSSINGS SIDEWALKS & TRAFFIC CALMING		Urban				NonMPO	
Street Name:	MAIN STREET		Start (CY)		Budget	Expenditure		
Jurisdiction:	Warrenton		PE	2025	\$140	\$0		
Description:	FROM: WATERLOO / ALEXANDRIA PIKE TO: N. CALHOUN STREET (0.3000 MI)		RW					
Scope:	Facilities for Pedestrians and Bicycles		CN	2027	\$1,332	\$0		
			Total		\$1,471	\$0		
Service Area / Fund	Previous	FY2023	FY2024	FY2025	FY2026	FY2027	FY2028	Total
Revenue Sharing								
State	\$666	\$35	\$35	\$0	\$0	\$0	\$0	\$736
Local	\$666	\$35	\$35	\$0	\$0	\$0	\$0	\$736
TOTAL	\$1,332	\$70	\$70	\$0	\$0	\$0	\$0	\$1,471

ROUTE: 0015	PROJECT NAME (NEW)				PROGRAM/SYSTEM		MPO Area		
UPC: 121848	#SGR23LP - RTE 15 NB BUSINESS SGR PAVING				Urban		Northern Virginia		
Street Name:	James Madison Hwy						Start (CY)	Budget	Expenditure
Jurisdiction:	Warrenton				PE				
Description:	FROM: MP 0.733 TO: MP 1.548 (0.8150 MI)				RW				
Scope:	Resurfacing				CN			\$382	\$0
					Total			\$382	\$0
Service Area / Fund	Previous	FY2023	FY2024	FY2025	FY2026	FY2027	FY2028	Total	
State of Good Repair									
State	\$256	\$126	\$0	\$0	\$0	\$0	\$0	\$382	

ROUTE: 0015	PROJECT NAME (NEW)				PROGRAM/SYSTEM		MPO Area		
UPC: 121849	#SGR23LP - RTE 15 NB BUSINESS SGR PAVING				Urban		Northern Virginia		
Street Name:	E LEE HWY						Start (CY)	Budget	Expenditure
Jurisdiction:	Warrenton				PE				
Description:	FROM: MP 3.19 TO: MP 3.78 (0.5900 MI)				RW				
Scope:	Resurfacing				CN			\$253	\$0
					Total			\$253	\$0
Service Area / Fund	Previous	FY2023	FY2024	FY2025	FY2026	FY2027	FY2028	Total	
State of Good Repair									
State	\$0	\$195	\$59	\$0	\$0	\$0	\$0	\$253	

ROUTE: 0015	PROJECT NAME (NEW)				PROGRAM/SYSTEM		MPO Area		
UPC: 121850	#SGR23LP - RTE 15 SB BUSINESS SGR PAVING				Urban		Northern Virginia		
Street Name:	BLACKWELL ROAD						Start (CY)	Budget	Expenditure
Jurisdiction:	Warrenton				PE				
Description:	FROM: MP 3.19 TO: MP 3.78 (0.5900 MI)				RW				
Scope:	Resurfacing				CN			\$276	\$0
					Total			\$276	\$0
Service Area / Fund	Previous	FY2023	FY2024	FY2025	FY2026	FY2027	FY2028	Total	
State of Good Repair									
State	\$0	\$276	\$0	\$0	\$0	\$0	\$0	\$276	

ROUTE: 0017		PROJECT NAME				PROGRAM/SYSTEM		MPO Area	
UPC:	111647	#SMART18 - BROADVIEW AVENUE ACCESS MANAGEMENT IMPROVEMENTS				Urban		Northern Virginia	
Street Name:	BROADVIEW AV ENUE					Start (CY)	Budget	Expenditure	
Jurisdiction:	Warrenton					PE	2017	\$1,202	\$1,095
Description:	FROM: 0.139 Mi. N. US Route 211 (Frosat Ave) TO: 0.810 Mi. N. US Route 211 (Frost Ave) (0.6710 MI)					RW	2022	\$1,039	\$49
Scope:	Safety					CN	2023	\$2,982	\$0
						Total		\$5,223	\$1,143
Service Area / Fund	Previous	FY2023	FY2024	FY2025	FY2026	FY2027	FY2028	Total	
High Priority Projects									
Federal	\$973	\$1,990	\$0	\$0	\$0	\$0	\$0	\$2,963	
Specialized State and Federal									
Local	\$18	\$0	\$0	\$0	\$0	\$0	\$0	\$18	
Legacy CN Formula									
Federal	\$630	\$0	\$0	\$0	\$0	\$0	\$0	\$630	
Match	\$146	\$0	\$0	\$0	\$0	\$0	\$0	\$146	
State	\$727	\$0	\$0	\$0	\$0	\$0	\$0	\$727	
Other Funds									
Other	\$739	\$0	\$0	\$0	\$0	\$0	\$0	\$739	
TOTAL	\$3,233	\$1,990	\$0	\$0	\$0	\$0	\$0	\$5,223	

ROUTE: 0017		PROJECT NAME				PROGRAM/SYSTEM		MPO Area	
UPC:	111648	#SMART18 - INT. IMPROVEMENTS AT FROST AVE. & BROADVIEW AVE.				Urban		Northern Virginia	
Street Name:	BROADVIEW AVENUE					Start (CY)	Budget	Expenditure	
Jurisdiction:	Warrenton					PE	2017	\$720	\$662
Description:	FROM: 0.168 Mi. S. US Route 211 (Frost Ave) TO: 0.139 Mi. N. US Route 211 (Frost Ave) (0.3070 MI)					RW	2022	\$994	\$42
Scope:	Safety					CN	2023	\$3,325	\$0
						Total		\$5,039	\$704
Service Area / Fund	Previous	FY2023	FY2024	FY2025	FY2026	FY2027	FY2028	Total	
High Priority Projects									
Federal	\$1,566	\$1,467	\$0	\$0	\$0	\$0	\$0	\$3,033	
State	\$99	\$0	\$0	\$0	\$0	\$0	\$0	\$99	
Specialized State and Federal									
Local	\$11	\$0	\$0	\$0	\$0	\$0	\$0	\$11	
Legacy CN Formula									
State	\$547	\$0	\$0	\$0	\$0	\$0	\$0	\$547	
Other Funds									
Other	\$1,350	\$0	\$0	\$0	\$0	\$0	\$0	\$1,350	
TOTAL	\$3,573	\$1,467	\$0	\$0	\$0	\$0	\$0	\$5,039	

ROUTE: 0017		PROJECT NAME				PROGRAM/SYSTEM		MPO Area	
UPC:	118864	#SMART22 - ROUTE 17 AND COVINGTONS CORNER ROAD R-CUT				Primary		NonMPO	
Street Name:	MARSH ROAD					Start (CY)	Budget	Expenditure	
Jurisdiction:	Fauquier County					PE	2021	\$1,171	\$37
Description:	FROM: 0.50 MILES N. RTE. 663 TO: 0.50 MILES S. RTE. 663 (1.0000 MI)					RW	2024	\$482	\$0
Scope:	Safety					CN	2024	\$6,163	\$0
						Total		\$7,815	\$37
Service Area / Fund	Previous	FY2023	FY2024	FY2025	FY2026	FY2027	FY2028	Total	
District Grant Program									
Federal	\$0	\$0	\$0	\$0	\$921	\$0	\$0	\$921	
State	\$2,215	\$1,252	\$2,007	\$1,171	\$250	\$0	\$0	\$6,894	
TOTAL	\$2,215	\$1,252	\$2,007	\$1,171	\$1,171	\$0	\$0	\$7,815	

ROUTE: 0017		PROJECT NAME				PROGRAM/SYSTEM		MPO Area	
UPC:	120748	#SMART22 - I66, EXIT 28 RAMPS & RTE 17 INT/ROUNDAABOUT/R-CUT				Primary		NonMPO	
Street Name:	WINCHESTER ROAD					Start (CY)	Budget	Expenditure	
Jurisdiction:	Fauquier County					PE	2022	\$2,958	\$24
Description:	FROM: 0.40 MI. N. I-66 EB RAMP TO: 0.36 MI. S. I-66 EB RAMP (0.7600 MI)					RW	2026	\$617	\$0
Scope:	Safety					CN	2026	\$12,881	\$0
						Total		\$16,456	\$24
Service Area / Fund	Previous	FY2023	FY2024	FY2025	FY2026	FY2027	FY2028	Total	
High Priority Projects									
Federal	\$0	\$0	\$0	\$0	\$12,507	\$3,850	\$0	\$16,357	
State	\$0	\$0	\$0	\$0	\$99	\$0	\$0	\$99	
TOTAL	\$0	\$0	\$0	\$0	\$12,606	\$3,850	\$0	\$16,456	

ROUTE: 0020		PROJECT NAME				PROGRAM/SYSTEM		MPO Area	
UPC:	75878	#SGR19LB - RT 20 - BRIDGE REPLACEMENT				Urban		Charlottesville	
Street Name:	9TH STREET NE					Start (CY)	Budget	Expenditure	
Jurisdiction:	Charlottesville					PE	2005	\$3,211	\$2,455
Description:	FROM: GARRETT STREET/LEVY AVENUE (0.173 mi south of Water Street) TO: EAST MARKET STREET (0.095 north of Water Street) (0.2680 MI)					RW	2019	\$1,081	\$833
Scope:	Bridge Replacement w/o Added Capacity					CN	2021	\$31,089	\$4,230
						Total		\$35,381	\$7,518
Service Area / Fund	Previous	FY2023	FY2024	FY2025	FY2026	FY2027	FY2028	Total	
State of Good Repair									
Federal	\$2,854	\$1,427	\$0	\$0	\$0	\$0	\$0	\$4,281	
State	\$1,000	\$0	\$0	\$0	\$0	\$0	\$0	\$1,000	
Specialized State and Federal									
Federal	\$5,472	\$0	\$0	\$0	\$0	\$0	\$0	\$5,472	
Match	\$13	\$0	\$0	\$0	\$0	\$0	\$0	\$13	
Bond	\$4,500	\$0	\$0	\$0	\$0	\$0	\$0	\$4,500	
Legacy CN Formula									
Federal	\$3,181	\$0	\$0	\$0	\$0	\$0	\$0	\$3,181	
State	\$438	\$0	\$0	\$0	\$0	\$0	\$0	\$438	
Revenue Sharing									
State	\$4,080	\$2,080	\$0	\$0	\$0	\$0	\$0	\$6,161	
Local	\$4,080	\$2,080	\$0	\$0	\$0	\$0	\$0	\$6,161	
Other Funds									
Other	\$6,871	\$0	\$0	\$0	\$0	\$0	\$0	\$6,871	
TOTAL	\$32,490	\$5,588	\$0	\$0	\$0	\$0	\$0	\$38,078	

ROUTE: 0020	PROJECT NAME				PROGRAM/SYSTEM		MPO Area			
UPC: 111733	#SMART18 - ROUTE 20/649 INTERSECTION IMPROVEMENT				Primary		Charlottesville			
Street Name:	STONY POINT ROAD						Start (CY)	Budget	Expenditure	
Jurisdiction:	Albemarle County						PE	2017	\$300	\$300
Description:	FROM: 0.119 MILE SOUTH OF RT. 649 TO: 0.058 MILE NORTH OF RT. 649 (0.3600 MI)						RW	2018	\$640	\$125
Scope:	Safety						CN	2018	\$3,268	\$1,956
							Total		\$4,207	\$2,382
Service Area / Fund	Previous	FY2023	FY2024	FY2025	FY2026	FY2027	FY2028	Total		
District Grant Program										
Federal	\$4,188	\$0	\$0	\$0	\$0	\$0	\$0	\$4,188		
State	\$19	\$0	\$0	\$0	\$0	\$0	\$0	\$19		
TOTAL	\$4,207	\$0	\$0	\$0	\$0	\$0	\$0	\$4,207		

ROUTE: 0020	PROJECT NAME				PROGRAM/SYSTEM		MPO Area			
UPC: 118875	#SMART22 - RTE. 20/53 INTERSECTION IMPROVEMENTS				Primary		Charlottesville			
Street Name:	SCOTTSVILLE ROAD						Start (CY)	Budget	Expenditure	
Jurisdiction:	Albemarle County						PE	2022	\$1,406	\$0
Description:	FROM: .025 MILES S. RTE 53 TO: 0.10 MILES N. RTE 53 (0.3500 MI)						RW	2024	\$1,450	\$0
Scope:	Safety						CN	2024	\$6,680	\$0
							Total		\$9,536	\$0
Service Area / Fund	Previous	FY2023	FY2024	FY2025	FY2026	FY2027	FY2028	Total		
District Grant Program										
State	\$2,268	\$1,634	\$3,134	\$1,500	\$0	\$0	\$0	\$8,536		
Other Funds										
Other	\$1,000	\$0	\$0	\$0	\$0	\$0	\$0	\$1,000		
TOTAL	\$3,268	\$1,634	\$3,134	\$1,500	\$0	\$0	\$0	\$9,536		

ROUTE: 0022	PROJECT NAME				PROGRAM/SYSTEM		MPO Area			
UPC: 109520	#HB2.FY17 RTE. 22/208 INT. IMPROVEMENT AT REL. SCHOOL BUS RD				Primary		NonMPO			
REPORT NOTE: Funded to anticipated award estimate										
Street Name:	DAVIS HIGHWAY						Start (CY)	Budget	Expenditure	
Jurisdiction:	Louisa County						PE	2016	\$1,025	\$1,009
Description:	FROM: 0.180 MI. W. INT. ROUTE 625 TO: 0.281 MI. E. INT. ROUTE 625 (0.4610 MI)						RW	2019	\$1,630	\$1,273
Scope:	Safety						CN	2020	\$3,432	\$3,061
							Total		\$6,087	\$5,343
Service Area / Fund	Previous	FY2023	FY2024	FY2025	FY2026	FY2027	FY2028	Total		
District Grant Program										
Federal	\$2,909	\$0	\$0	\$0	\$0	\$0	\$0	\$2,909		
State	\$3,128	\$0	\$0	\$0	\$0	\$0	\$0	\$3,128		
TOTAL	\$6,038	\$0	\$0	\$0	\$0	\$0	\$0	\$6,038		

ROUTE: 0029		PROJECT NAME				PROGRAM/SYSTEM		MPO Area	
UPC:	77384	#HB2.FY17 CONST INTER RTE 15/17/29 AT RTE 15/17/29 BUS				Primary		Northern Virginia	
Street Name:	James Madison Hwy					Start (CY)	Budget	Expenditure	
Jurisdiction:	Fauquier County					PE	2012	\$2,364	\$2,067
Description:	FROM: ROUTE 744 Lovers Ln TO: 0.8 MILE NORTH OF ROUTE 15/17/29 & ROUTE 15/17/29 BUSINESS (1.5000 MI)					RW	2017	\$325	\$309
Scope:	Reconstruction w/o Added Capacity					CN	2017	\$24,242	\$22,979
						Total		\$26,931	\$25,355
Service Area / Fund	Previous	FY2023	FY2024	FY2025	FY2026	FY2027	FY2028	Total	
High Priority Projects									
GARVEE	\$25,560	\$0	\$0	\$0	\$0	\$0	\$0	\$25,560	
District Grant Program									
GARVEE	\$440	\$0	\$0	\$0	\$0	\$0	\$0	\$440	
Specialized State and Federal									
Federal	\$810	\$0	\$0	\$0	\$0	\$0	\$0	\$810	
Legacy CN Formula									
Match	\$90	\$0	\$0	\$0	\$0	\$0	\$0	\$90	
State	\$31	\$0	\$0	\$0	\$0	\$0	\$0	\$31	
TOTAL	\$26,931	\$0	\$0	\$0	\$0	\$0	\$0	\$26,931	

ROUTE: 0029		PROJECT NAME				PROGRAM/SYSTEM		MPO Area	
UPC:	109587	#SMART20 - ROUTE 29/662 RCUT AT SHELBY HSIP				Primary		NonMPO	
Street Name:	S. SEMINOLE TRAIL					Start (CY)	Budget	Expenditure	
Jurisdiction:	Madison County					PE	2016	\$900	\$456
Description:	FROM: 0.222 MI. SOUTH ROUTE 662 TO: 0.184 MI. NORTH ROUTE 662 (0.4050 MI)					RW	2022	\$1,050	\$0
Scope:	Safety					CN	2023	\$2,800	\$0
						Total		\$4,750	\$456
Service Area / Fund	Previous	FY2023	FY2024	FY2025	FY2026	FY2027	FY2028	Total	
District Grant Program									
Federal	\$0	\$835	\$1,671	\$0	\$0	\$0	\$0	\$2,506	
State	\$0	\$474	\$0	\$0	\$0	\$0	\$0	\$474	
Specialized State and Federal									
Federal	\$1,755	\$0	\$0	\$0	\$0	\$0	\$0	\$1,755	
Match	\$15	\$0	\$0	\$0	\$0	\$0	\$0	\$15	
TOTAL	\$1,770	\$1,309	\$1,671	\$0	\$0	\$0	\$0	\$4,750	

ROUTE: 0029		PROJECT NAME				PROGRAM/SYSTEM		MPO Area	
UPC:	110375	#HB2.FY17 CONST INTR AT RTE 15/17/29 BUS GARVEE DEBT SERVICE				Primary		Northern Virginia	
Jurisdiction:	Fauquier County								
Description:									
Scope:									
Service Area / Fund	Previous	FY2023	FY2024	FY2025	FY2026	FY2027	FY2028	Total	
Debt Service									
Federal	\$6,030	\$1,809	\$2,116	\$2,117	\$2,118	\$2,117	\$2,117	\$18,424	

ROUTE: 0029	PROJECT NAME		PROGRAM/SYSTEM				MPO Area	
UPC: 111796	#SMART18 - BARRACKS RD @ EMMET ST INTERSECTION		Urban				Charlottesville	
Street Name:	EMMET STREET				Start (CY)	Budget	Expenditure	
Jurisdiction:	Charlottesville				PE	2018	\$1,156	\$711
Description:	FROM: 0.06 MI S OF INT. BARRACKS ROAD TO: 0.08 MI N OF INT. BARRACKS ROAD (0.0900 MI)				RW	2022	\$1,288	\$1
Scope:	Safety				CN	2025	\$6,197	\$0
					Total		\$8,641	\$712
Service Area / Fund	Previous	FY2023	FY2024	FY2025	FY2026	FY2027	FY2028	Total
High Priority Projects								
Federal	\$2,499	\$400	\$2,078	\$984	\$2,374	\$0	\$0	\$8,335
State	\$306	\$0	\$0	\$0	\$0	\$0	\$0	\$306
TOTAL	\$2,804	\$400	\$2,078	\$984	\$2,374	\$0	\$0	\$8,641

ROUTE: 0029	PROJECT NAME		PROGRAM/SYSTEM				MPO Area	
UPC: 111813	#SMART18 - NB US 29 exit ramp to Fontaine Avenue		Primary				Charlottesville	
REPORT NOTE: Balance to be addressed at CN completion.								
Street Name:	ROUTE 29				Start (CY)	Budget	Expenditure	
Jurisdiction:	Albemarle County				PE	2017	\$402	\$402
Description:	FROM: .208 Miles South of Fontaine Ave TO: .057 Miles South of Fontaine Ave (0.3500 MI)				RW	2018	\$0	\$0
Scope:	Safety				CN	2018	\$2,220	\$1,826
					Total		\$2,621	\$2,228
Service Area / Fund	Previous	FY2023	FY2024	FY2025	FY2026	FY2027	FY2028	Total
High Priority Projects								
Federal	\$2,330	\$0	\$0	\$0	\$0	\$0	\$0	\$2,330
State	\$300	\$0	\$0	\$0	\$0	\$0	\$0	\$300
TOTAL	\$2,630	\$0	\$0	\$0	\$0	\$0	\$0	\$2,630

ROUTE: 0029	PROJECT NAME		PROGRAM/SYSTEM				MPO Area	
UPC: 118867	#SMART22 - EMMET STREET MULTIMODAL PHASE II		Primary				Charlottesville	
REPORT NOTE: Revised schedule required								
Street Name:	EMMET STREET				Start (CY)	Budget	Expenditure	
Jurisdiction:	Charlottesville				PE	2026	\$1,266	\$0
Description:	FROM: ARLINGTON BLVD TO: BARRACKS ROAD (0.4500 MI)				RW	2029	\$8,585	\$0
Scope:	Safety				CN	2030	\$10,614	\$0
					Total		\$20,465	\$0
Service Area / Fund	Previous	FY2023	FY2024	FY2025	FY2026	FY2027	FY2028	Total
District Grant Program								
Federal	\$0	\$0	\$0	\$246	\$0	\$0	\$0	\$246
State	\$5,804	\$1,548	\$1,037	\$2,368	\$2,873	\$6,590	\$0	\$20,219
TOTAL	\$5,804	\$1,548	\$1,037	\$2,614	\$2,873	\$6,590	\$0	\$20,465

ROUTE: 0029	PROJECT NAME				PROGRAM/SYSTEM		MPO Area		
UPC: 118868	#SMART22 - US 29 AND FONTAINE AVE INTERCHANGE IMPROVEMENTS				Primary		Charlottesville		
Street Name:	RTE. 29 BYPASS						Start (CY)	Budget	Expenditure
Jurisdiction:	Albemarle County				PE	2023	\$1,799	\$0	
Description:	FROM: S. FONTAINE INTERCHANGE RAMP TO: N. FONTAINE INTERCHANGE RAMP (0.7000 MI)				RW	2024	\$889	\$0	
Scope:	Safety				CN	2024	\$9,686	\$0	
					Total		\$12,375	\$0	
Service Area / Fund	Previous	FY2023	FY2024	FY2025	FY2026	FY2027	FY2028	Total	
High Priority Projects									
Federal	\$0	\$2,783	\$2,657	\$5,935	\$0	\$0	\$0	\$11,375	
State	\$1,000	\$0	\$0	\$0	\$0	\$0	\$0	\$1,000	
TOTAL	\$1,000	\$2,783	\$2,657	\$5,935	\$0	\$0	\$0	\$12,375	

ROUTE: 0029	PROJECT NAME				PROGRAM/SYSTEM		MPO Area		
UPC: 118871	#SMART22 - RTE 29 SHARED USE PATH				Primary		Charlottesville		
Street Name:	SEMINOLE TRAIL						Start (CY)	Budget	Expenditure
Jurisdiction:	Albemarle County				PE	2021	\$980	\$11	
Description:	FROM: CARRSBROOKE DR. TO: SEMINOLE LANE (0.5000 MI)				RW	2024	\$855	\$0	
Scope:	Facilities for Pedestrians and Bicycles				CN	2025	\$1,689	\$0	
					Total		\$3,524	\$11	
Service Area / Fund	Previous	FY2023	FY2024	FY2025	FY2026	FY2027	FY2028	Total	
High Priority Projects									
Federal	\$0	\$0	\$0	\$0	\$871	\$0	\$0	\$871	
State	\$1,835	\$0	\$553	\$0	\$264	\$0	\$0	\$2,653	
TOTAL	\$1,835	\$0	\$553	\$0	\$1,136	\$0	\$0	\$3,524	

ROUTE: 0029	PROJECT NAME				PROGRAM/SYSTEM		MPO Area		
UPC: 118880	#SMART22 - HYDRAULIC ROAD AND RTE. 29				Primary		Charlottesville		
Street Name:	SEMINOLE TRAIL						Start (CY)	Budget	Expenditure
Jurisdiction:	Multi-jurisdictional: Charlottesville MPO				PE	2021	\$2,524	\$522	
Description:	FROM: ANGUS ROAD TO: 0.24 MI North of HYDRAULIC ROAD (0.5300 MI)				RW	2022	\$4,763	\$0	
Scope:	Safety				CN	2022	\$16,744	\$0	
					Total		\$24,030	\$522	
Service Area / Fund	Previous	FY2023	FY2024	FY2025	FY2026	FY2027	FY2028	Total	
High Priority Projects									
Federal	\$1,810	\$3,331	\$0	\$0	\$0	\$0	\$0	\$5,141	
State	\$100	\$490	\$0	\$0	\$0	\$0	\$0	\$590	
Specialized State and Federal									
Federal	\$11,402	\$0	\$0	\$0	\$0	\$0	\$0	\$11,402	
State	\$3,000	\$0	\$0	\$0	\$0	\$0	\$0	\$3,000	
Bond	\$3,898	\$0	\$0	\$0	\$0	\$0	\$0	\$3,898	
TOTAL	\$20,210	\$3,820	\$0	\$0	\$0	\$0	\$0	\$24,030	

ROUTE: 0029		PROJECT NAME				PROGRAM/SYSTEM		MPO Area	
UPC:	119206	#SMART22 - RTE 29/BROAD RUN CHURCH RD INT. IMPROVEMENTS				Primary		Northern Virginia	
Street Name:	LEE HIGHWAY					Start (CY)		Budget	Expenditure
Jurisdiction:	Fauquier County					PE	2022	\$737	\$30
Description:	FROM: 0.10 MI. S. RTE 600 TO: 0.10 MI. N. RTE 600 (0.2000 MI)					RW	2024	\$695	\$0
Scope:	Safety					CN	2025	\$1,811	\$0
						Total		\$3,243	\$30
Service Area / Fund	Previous	FY2023	FY2024	FY2025	FY2026	FY2027	FY2028	Total	
District Grant Program									
Federal	\$0	\$0	\$147	\$239	\$2,737	\$0	\$0	\$3,123	
State	\$0	\$0	\$3	\$117	\$0	\$0	\$0	\$120	
TOTAL	\$0	\$0	\$150	\$357	\$2,737	\$0	\$0	\$3,243	

ROUTE: 0033		PROJECT NAME				PROGRAM/SYSTEM		MPO Area	
UPC:	109519	#HB2.FY17 INTERSECTION IMPROVEMENT @ RTE 33/29 RUCKERSVILLE				Primary		NonMPO	
REPORT NOTE: Funded to anticipated award cost \$10,847,985									
Street Name:	SPOTSWOOD TRAIL					Start (CY)		Budget	Expenditure
Jurisdiction:	Greene County					PE	2016	\$1,751	\$1,894
Description:	FROM: 0.0.054 MI West of the intersection of US 29 and Rte. 33 TO: 0.232 MI East of the intersection of US 29 and Rte. 33 (0.2790 MI)					RW	2019	\$4,299	\$2,579
Scope:	Reconstruction w/ Added Capacity					CN	2021	\$4,050	\$289
						Total		\$10,100	\$4,762
Service Area / Fund	Previous	FY2023	FY2024	FY2025	FY2026	FY2027	FY2028	Total	
District Grant Program									
Federal	\$789	\$0	\$0	\$0	\$0	\$0	\$0	\$789	
State	\$8,344	\$1,715	\$0	\$0	\$0	\$0	\$0	\$10,059	
TOTAL	\$9,133	\$1,715	\$0	\$0	\$0	\$0	\$0	\$10,848	

ROUTE: 0033		PROJECT NAME				PROGRAM/SYSTEM		MPO Area	
UPC:	115475	#SMART20 - US 33/RTE. 20 EAST ROUNDABOUT AT BARBOURSVILLE				Primary		NonMPO	
Street Name:	SPOTSWOOD TRAIL					Start (CY)		Budget	Expenditure
Jurisdiction:	Orange County					PE	2019	\$1,050	\$497
Description:	FROM: 0.124 MI. WEST of ROUTE 20 EAST TO: 0.131 MI. EAST OF ROUTE 20 EAST (0.2560 MI)					RW	2023	\$1,000	\$0
Scope:	Reconstruction w/o Added Capacity					CN	2024	\$3,450	\$0
						Total		\$5,500	\$497
Service Area / Fund	Previous	FY2023	FY2024	FY2025	FY2026	FY2027	FY2028	Total	
District Grant Program									
Federal	\$750	\$0	\$876	\$2,674	\$0	\$0	\$0	\$4,300	
State	\$750	\$450	\$0	\$0	\$0	\$0	\$0	\$1,200	
TOTAL	\$1,500	\$450	\$876	\$2,674	\$0	\$0	\$0	\$5,500	

ROUTE: 0053	PROJECT NAME					PROGRAM/SYSTEM		MPO Area	
UPC: 96938	#HB2.FY17 Route 53/618 Roundabout					Primary		NonMPO	
REPORT NOTE: Balance to be addressed at CN completion									
Street Name:	Thomas Jefferson Parkway					Start (CY)		Budget	Expenditure
Jurisdiction:	Fluvanna County					PE	2016	\$1,002	\$1,002
Description:	FROM: 0.095 Mi. North of Route 618 TO: 0.133 Mi. South of Route 618 (0.2270 MI)					RW	2018	\$296	\$296
Scope:	Safety					CN	2019	\$2,603	\$2,453
						Total		\$3,901	\$3,751
Service Area / Fund	Previous	FY2023	FY2024	FY2025	FY2026	FY2027	FY2028	Total	
District Grant Program									
State	\$3,030	\$0	\$0	\$0	\$0	\$0	\$0	\$0	\$3,030
Specialized State and Federal									
Federal	\$692	\$0	\$0	\$0	\$0	\$0	\$0	\$0	\$692
Match	\$77	\$0	\$0	\$0	\$0	\$0	\$0	\$0	\$77
State	\$125	\$0	\$0	\$0	\$0	\$0	\$0	\$0	\$125
TOTAL	\$3,924	\$0	\$0	\$0	\$0	\$0	\$0	\$0	\$3,924

ROUTE: 0055	PROJECT NAME					PROGRAM/SYSTEM		MPO Area	
UPC: 119205	#SMART22 - ROUNDABOUT AT RTE. 55 AND RTE. 709					Primary		NonMPO	
Street Name:	JOHN MARSHALL HWY					Start (CY)		Budget	Expenditure
Jurisdiction:	Fauquier County					PE	2022	\$1,627	\$0
Description:	FROM: 0.25 MILES W. RTE. 709 TO: .025 MILES E. RTE. 709 (0.5000 MI)					RW	2025	\$2,363	\$0
Scope:	Safety					CN	2025	\$6,345	\$0
						Total		\$10,335	\$0
Service Area / Fund	Previous	FY2023	FY2024	FY2025	FY2026	FY2027	FY2028	Total	
District Grant Program									
Federal	\$0	\$0	\$2,940	\$970	\$0	\$0	\$0	\$0	\$3,910
State	\$2,287	\$1,555	\$2,584	\$0	\$0	\$0	\$0	\$0	\$6,425
TOTAL	\$2,287	\$1,555	\$5,524	\$970	\$0	\$0	\$0	\$0	\$10,335

ROUTE: 0064	PROJECT NAME					PROGRAM/SYSTEM		MPO Area	
UPC: 117436	#ITTF21 I-64 AFTON MOUNTAIN SAFETY IMPROVEMENTS					Interstate		NonMPO	
Jurisdiction:	Albemarle County					Start (CY)		Budget	Expenditure
Description:	FROM: VARIOUS TO: VARIOUS (8.0000 MI)					PE	2020	\$709	\$192
Scope:	Safety					RW	2022	\$124	\$0
						CN	2023	\$1,667	\$0
						Total		\$2,500	\$192
Service Area / Fund	Previous	FY2023	FY2024	FY2025	FY2026	FY2027	FY2028	Total	
High Priority Projects									
ITTF	\$2,000	\$0	\$0	\$0	\$0	\$0	\$0	\$0	\$2,000
Legacy CN Formula									
State	\$500	\$0	\$0	\$0	\$0	\$0	\$0	\$0	\$500
TOTAL	\$2,500	\$0	\$0	\$0	\$0	\$0	\$0	\$0	\$2,500

ROUTE: 0064	PROJECT NAME					PROGRAM/SYSTEM		MPO Area	
UPC: 121648	Interchange Lighting at Exit 99					Interstate		NonMPO	
Jurisdiction: Albemarle County						Start (CY)		Budget	Expenditure
Description: FROM: Exit 99 TO: Exit 99 (0.2000 MI)						PE			
Scope: Safety						RW			
						CN	2023	\$2,500	\$0
						Total		\$2,500	\$0
Service Area / Fund	Previous	FY2023	FY2024	FY2025	FY2026	FY2027	FY2028	Total	
High Priority Projects									
ITTF	\$2,000	\$0	\$0	\$0	\$0	\$0	\$0	\$2,000	
Legacy CN Formula									
State	\$500	\$0	\$0	\$0	\$0	\$0	\$0	\$500	
TOTAL	\$2,500	\$0	\$0	\$0	\$0	\$0	\$0	\$2,500	

ROUTE: 0066	PROJECT NAME					PROGRAM/SYSTEM		MPO Area		
UPC: 120453	#OTHERINT - I-66 - INSTALL SEQUENTIAL DYNAMIC LED CHEVRONS					Interstate		NonMPO		
Street Name: I66						Start (CY)		Budget	Expenditure	
Jurisdiction: Fauquier County						PE		2021	\$50	\$0
Description: FROM: MM 22 WB TO: MM 22.5 WB (0.5000 MI)						RW		2024	\$5	\$0
Scope: Safety						CN		2025	\$645	\$0
						Total		\$700	\$0	
Service Area / Fund	Previous	FY2023	FY2024	FY2025	FY2026	FY2027	FY2028	Total		
Interstate Corridor Funds										
State	\$25	\$25	\$5	\$215	\$215	\$215	\$0	\$700		

ROUTE: 0066	PROJECT NAME					PROGRAM/SYSTEM		MPO Area		
UPC: 120454	#OTHERINT - I-66 - CCTV CAMERAS					Interstate		NonMPO		
Jurisdiction: Fauquier County						Start (CY)		Budget	Expenditure	
Description: FROM: EXIT 23 TO: EXIT 23 (0.5000 MI)						PE		2021	\$28	\$0
Scope: Safety						RW				
						CN		2024	\$157	\$0
						Total		\$185	\$0	
Service Area / Fund	Previous	FY2023	FY2024	FY2025	FY2026	FY2027	FY2028	Total		
Interstate Corridor Funds										
State	\$31	\$31	\$31	\$31	\$31	\$31	\$0	\$185		

ROUTE: 0066	PROJECT NAME					PROGRAM/SYSTEM		MPO Area		
UPC: 120455	#OTHERINT - I-66 - CMS					Interstate		NonMPO		
Jurisdiction: Fauquier County						Start (CY)		Budget	Expenditure	
Description: FROM: APPROACHING EXIT 28 WB TO: APPROACHING EXIT 28 WB (1.5000 MI)						PE		2021	\$53	\$0
Scope: Safety						RW				
						CN		2024	\$298	\$0
						Total		\$350	\$0	
Service Area / Fund	Previous	FY2023	FY2024	FY2025	FY2026	FY2027	FY2028	Total		
Interstate Corridor Funds										
State	\$58	\$58	\$58	\$58	\$58	\$58	\$0	\$350		

ROUTE: 0066	PROJECT NAME				PROGRAM/SYSTEM		MPO Area		
UPC: 120486	#OTHERINT -I-66 EXIT 31EXT DECEL LANE&INSTALL WARNING SIGNS				Interstate		NonMPO		
Street Name: I66							Start (CY)	Budget	Expenditure
Jurisdiction: Fauquier County					PE		2021	\$300	\$0
Description: FROM: EXIT 31 TO: EXIT 31 (1.0000 MI)					RW				
Scope: Safety					CN		2024	\$800	\$0
							Total	\$1,100	\$0
Service Area / Fund	Previous	FY2023	FY2024	FY2025	FY2026	FY2027	FY2028	Total	
Interstate Corridor Funds									
State	\$150	\$120	\$170	\$170	\$245	\$245	\$0	\$1,100	

ROUTE: 0066	PROJECT NAME				PROGRAM/SYSTEM		MPO Area		
UPC: 120814	#BF - I-66 EB & WB SUPERSTRUCTURE REPLACEMENT OVER BROAD RUN				Interstate		NonMPO		
Street Name: I-66							Start (CY)	Budget	Expenditure
Jurisdiction: Fauquier County					PE		2022	\$1,000	\$1
Description: FROM: 1.35 MI. FROM ROUTE 55 TO: 0.01 MI. TO PRINCE WILLIAM COUNTY LINE					RW				
Scope: Bridge Rehab w/o Added Capacity					CN		2026	\$23,820	\$0
							Total	\$24,820	\$1
Service Area / Fund	Previous	FY2023	FY2024	FY2025	FY2026	FY2027	FY2028	Total	
Specialized State and Federal									
Federal	\$1,000	\$0	\$0	\$0	\$23,820	\$0	\$0	\$24,820	

ROUTE: 0231	PROJECT NAME				PROGRAM/SYSTEM		MPO Area		
UPC: 118865	#SMART22 - RTE. 231 / HIGH STREET (GORDONSVILLE) ROUNDABOUT				Primary		NonMPO		
Street Name: WEST GORDON AVE.							Start (CY)	Budget	Expenditure
Jurisdiction: Gordonsville					PE		2022	\$1,280	\$0
Description: FROM: 0.09 MILES N. HIGH STREET TO: 0.12 MILES S. HIGH STREET (0.2300 MI)					RW		2025	\$1,508	\$0
Scope: Safety					CN		2025	\$4,975	\$0
							Total	\$7,762	\$0
Service Area / Fund	Previous	FY2023	FY2024	FY2025	FY2026	FY2027	FY2028	Total	
District Grant Program									
Federal	\$0	\$0	\$0	\$0	\$334	\$0	\$0	\$334	
State	\$1,743	\$1,112	\$2,556	\$1,560	\$458	\$0	\$0	\$7,428	
TOTAL	\$1,743	\$1,112	\$2,556	\$1,560	\$792	\$0	\$0	\$7,762	

ROUTE: 0250	PROJECT NAME					PROGRAM/SYSTEM		MPO Area	
UPC: 111730	#SMART18 - ROUTE 151/US 250 INTERSECTION IMPROVEMENTS					Primary		NonMPO	
Street Name:	ROCKFISH GAP TURNPIKE					Start (CY)		Budget	Expenditure
Jurisdiction:	Albemarle County					PE	2017	\$327	\$327
Description:	FROM: 0.114 MILE WEST OF RT. 15 TO: 0.116 MILE EAST OF RT. 15 (0.0400 MI)					RW	2018	\$580	\$86
Scope:	Safety					CN	2018	\$4,972	\$2,867
						Total		\$5,879	\$3,280
Service Area / Fund	Previous	FY2023	FY2024	FY2025	FY2026	FY2027	FY2028	Total	
District Grant Program									
Federal	\$0	\$1,958	\$0	\$0	\$0	\$0	\$0	\$1,958	
State	\$1,079	\$304	\$0	\$0	\$0	\$0	\$0	\$1,383	
VA Safety Funds									
Federal	\$207	\$0	\$0	\$0	\$0	\$0	\$0	\$207	
Specialized State and Federal									
Federal	\$2,303	\$0	\$0	\$0	\$0	\$0	\$0	\$2,303	
Match	\$29	\$0	\$0	\$0	\$0	\$0	\$0	\$29	
TOTAL	\$3,617	\$2,262	\$0	\$0	\$0	\$0	\$0	\$5,879	

ROUTE: 0250	PROJECT NAME					PROGRAM/SYSTEM		MPO Area	
UPC: 111814	#SMART18 - EXIT 124 (INTERSTATE 64)					Primary		Charlottesville	
Street Name:	RICHMOND ROAD					Start (CY)		Budget	Expenditure
Jurisdiction:	Albemarle County					PE	2017	\$968	\$968
Description:	FROM: 0.337 MILE WEST OF I-64 WB TO: 0.321 MILE EAST OF I-64 WB (0.3400 MI)					RW	2018	\$0	\$1
Scope:	Safety					CN	2018	\$17,134	\$7,548
						Total		\$18,103	\$8,517
Service Area / Fund	Previous	FY2023	FY2024	FY2025	FY2026	FY2027	FY2028	Total	
High Priority Projects									
Federal	\$17,993	\$0	\$0	\$0	\$0	\$0	\$0	\$17,993	
State	\$110	\$0	\$0	\$0	\$0	\$0	\$0	\$110	
TOTAL	\$18,103	\$0	\$0	\$0	\$0	\$0	\$0	\$18,103	

ROUTE: 0250	PROJECT NAME					PROGRAM/SYSTEM		MPO Area	
UPC: 113177	#SMART20 - WEST MAIN ST. PHASE II - 6TH ST NW TO 8TH ST. NW					Urban		Charlottesville	
Street Name:	WEST MAIN STREET					Start (CY)		Budget	Expenditure
Jurisdiction:	Charlottesville					PE	2020	\$1,215	\$8
Description:	FROM: 6TH STREET NW TO: 8TH STREET NW (0.1400 MI)					RW	2022	\$1,000	\$0
Scope:	Facilities for Pedestrians and Bicycles					CN	2025	\$10,474	\$0
						Total		\$12,689	\$8
Service Area / Fund	Previous	FY2023	FY2024	FY2025	FY2026	FY2027	FY2028	Total	
District Grant Program									
State	\$2,009	\$0	\$0	\$0	\$0	\$0	\$0	\$2,009	
Revenue Sharing									
State	\$1,393	\$607	\$0	\$0	\$0	\$0	\$0	\$2,000	
Local	\$1,393	\$607	\$0	\$0	\$0	\$0	\$0	\$2,000	
Other Funds									
Other	\$6,680	\$0	\$0	\$0	\$0	\$0	\$0	\$6,680	
TOTAL	\$11,474	\$1,215	\$0	\$0	\$0	\$0	\$0	\$12,689	

ROUTE: 0250	PROJECT NAME		PROGRAM/SYSTEM				MPO Area	
UPC: 113916	10TH & GRADY AVENUE BIKE PED		Urban				Charlottesville	
Street Name:	GRADY AVENUE		Start (CY)		Budget	Expenditure		
Jurisdiction:	Charlottesville		PE	2023	\$35	\$0		
Description:	FROM: 0.04 EAST OF ROUTE 3423 TO: 0.06 WEST OF ROUTE 3423 (0.1000 MI)		RW	2024	\$15	\$0		
Scope:	Safety		CN	2025	\$241	\$0		
			Total		\$291	\$0		
Service Area / Fund	Previous	FY2023	FY2024	FY2025	FY2026	FY2027	FY2028	Total
VA Safety Funds								
Federal	\$0	\$35	\$0	\$256	\$0	\$0	\$0	\$291

ROUTE: 0250	PROJECT NAME		PROGRAM/SYSTEM				MPO Area	
UPC: 113918	PEDESTRIAN IMPROVEMENTS AT PRESTON AVE/HARRIS ST		Urban				Charlottesville	
Street Name:	PRESTON AVENUE		Start (CY)		Budget	Expenditure		
Jurisdiction:	Charlottesville		PE	2022	\$40	\$0		
Description:	FROM: 0.06 MI EAST OF HARRIS STREET TO: 0.04 MI WEST OF HARRIS STREET (0.1000 MI)		RW	2024	\$15	\$0		
Scope:	Safety		CN	2025	\$191	\$0		
			Total		\$246	\$0		
Service Area / Fund	Previous	FY2023	FY2024	FY2025	FY2026	FY2027	FY2028	Total
VA Safety Funds								
Federal	\$40	\$0	\$15	\$191	\$0	\$0	\$0	\$246

ROUTE: 0250	PROJECT NAME		PROGRAM/SYSTEM				MPO Area	
UPC: 115477	#SMART20 - RTE. 250 & RTE. 20 INTERSECTION IMPROVEMENTS		Primary				Charlottesville	
Street Name:	RICHMOND ROAD		Start (CY)		Budget	Expenditure		
Jurisdiction:	Albemarle County		PE	2020	\$950	\$421		
Description:	FROM: 0.10 M. E. RTE. 20 TO: 0.10 M. W. RTE. 20 (0.2000 MI)		RW	2024	\$3,950	\$0		
Scope:	Safety		CN	2025	\$3,900	\$0		
			Total		\$8,800	\$421		
Service Area / Fund	Previous	FY2023	FY2024	FY2025	FY2026	FY2027	FY2028	Total
High Priority Projects								
Federal	\$0	\$0	\$1,247	\$1,672	\$2,505	\$0	\$0	\$5,424
State	\$0	\$1,500	\$0	\$0	\$84	\$0	\$0	\$1,584
District Grant Program								
Federal	\$815	\$0	\$0	\$978	\$0	\$0	\$0	\$1,793
TOTAL	\$815	\$1,500	\$1,247	\$2,650	\$2,589	\$0	\$0	\$8,800

ROUTE: 0250	PROJECT NAME				PROGRAM/SYSTEM		MPO Area	
UPC: 116906	ROUTE 250 BYPASS/HYDRAULIC TURN LANE EXTENSION				Primary		Charlottesville	
REPORT NOTE: Balance to be provided by locality								
Street Name:	US - 250 - BYPASS - EAST					Start (CY)	Budget	Expenditure
Jurisdiction:	Charlottesville					PE 2025	\$60	\$0
Description:	FROM: ROUTE 29 TO: HYDRAULIC ROAD (0.2900 MI)					RW		
Scope:	Safety					CN 2027	\$240	\$0
						Total	\$300	\$0
Service Area / Fund	Previous	FY2023	FY2024	FY2025	FY2026	FY2027	FY2028	Total
Revenue Sharing								
State	\$30	\$88	\$0	\$0	\$0	\$0	\$0	\$118
Local	\$30	\$88	\$0	\$0	\$0	\$0	\$0	\$118
TOTAL	\$60	\$177	\$0	\$0	\$0	\$0	\$0	\$237

ROUTE: 0250	PROJECT NAME				PROGRAM/SYSTEM		MPO Area	
UPC: 118863	#SMART22 - TROY ROAD (631) AND ROUTE 250 ROUNDABOUT				Primary		NonMPO	
Street Name:	RICHMOND ROAD					Start (CY)	Budget	Expenditure
Jurisdiction:	Fluvanna County					PE 2021	\$1,536	\$43
Description:	FROM: 0.25 MILES W. RTE 631 TO: 0.25 MILES E. RTE 631 (0.5000 MI)					RW 2024	\$1,901	\$0
Scope:	Safety					CN 2024	\$5,796	\$0
						Total	\$9,233	\$43
Service Area / Fund	Previous	FY2023	FY2024	FY2025	FY2026	FY2027	FY2028	Total
District Grant Program								
Federal	\$0	\$0	\$0	\$0	\$4,466	\$0	\$0	\$4,466
State	\$1,539	\$1,395	\$1,395	\$289	\$150	\$0	\$0	\$4,766
TOTAL	\$1,539	\$1,395	\$1,395	\$289	\$4,616	\$0	\$0	\$9,233

ROUTE: 0250	PROJECT NAME				PROGRAM/SYSTEM		MPO Area	
UPC: 118872	#SMART22 - EXIT 107 PARK AND RIDE LOT				Primary		NonMPO	
Street Name:	ROCKFISH GAP TURNPIKE					Start (CY)	Budget	Expenditure
Jurisdiction:	Albemarle County					PE 2021	\$897	\$7
Description:	FROM: EXIT 107 TO: EXIT 107 (0.0600 MI)					RW 2024	\$227	\$0
Scope:	Other					CN 2024	\$2,257	\$0
						Total	\$3,381	\$7
Service Area / Fund	Previous	FY2023	FY2024	FY2025	FY2026	FY2027	FY2028	Total
High Priority Projects								
Federal	\$0	\$0	\$770	\$393	\$516	\$0	\$0	\$1,679
State	\$1,124	\$0	\$0	\$324	\$254	\$0	\$0	\$1,702
TOTAL	\$1,124	\$0	\$770	\$717	\$770	\$0	\$0	\$3,381

ROUTE:	0250	PROJECT NAME					PROGRAM/SYSTEM	MPO Area		
UPC:	118873	#SMART22 - PRESTON AVE & GRADY AVE INT. IMPROVEMENTS					Urban	Charlottesville		
REPORT NOTE: Revised schedule required										
Street Name:	PRESTON AVE						Start (CY)	Budget	Expenditure	
Jurisdiction:	Charlottesville						PE	2026	\$1,361	\$0
Description:	FROM: PRESTON AVE TO: GRADY AVE (0.0700 MI)						RW	2028	\$1,153	\$0
Scope:	Safety						CN	2029	\$5,229	\$0
						Total		\$7,743	\$0	
Service Area / Fund	Previous	FY2023	FY2024	FY2025	FY2026	FY2027	FY2028	Total		
District Grant Program										
State	\$4,670	\$107	\$152	\$0	\$0	\$2,815	\$0	\$7,743		

ROUTE:	0250	PROJECT NAME					PROGRAM/SYSTEM	MPO Area		
UPC:	118874	#SMART22 - W. MAIN STREETSCAPE PHASE 3					Urban	Charlottesville		
Street Name:	WEST MAIN STREET						Start (CY)	Budget	Expenditure	
Jurisdiction:	Charlottesville						PE	2026	\$1,531	\$0
Description:	FROM: ROOSEVELT BROWN AVE TO: 8TH ST NW (0.2200 MI)						RW	2028	\$775	\$0
Scope:	Safety						CN	2029	\$8,569	\$0
						Total		\$10,875	\$0	
Service Area / Fund	Previous	FY2023	FY2024	FY2025	FY2026	FY2027	FY2028	Total		
District Grant Program										
State	\$5,881	\$296	\$958	\$925	\$0	\$2,815	\$0	\$10,875		

ROUTE:	0250	PROJECT NAME					PROGRAM/SYSTEM	MPO Area		
UPC:	118879	#SMART22 - RTE 250 EAST CORRIDOR IMPROVEMENTS					Primary	Charlottesville		
Street Name:	RICHMOND ROAD						Start (CY)	Budget	Expenditure	
Jurisdiction:	Albemarle County						PE	2022	\$1,271	\$96
Description:	FROM: STONEY POINT ROAD TO: ROLKIN ROAD						RW	2024	\$722	\$0
Scope:	Safety						CN	2025	\$3,946	\$0
						Total		\$5,940	\$96	
Service Area / Fund	Previous	FY2023	FY2024	FY2025	FY2026	FY2027	FY2028	Total		
District Grant Program										
Federal	\$1,086	\$985	\$985	\$0	\$0	\$0	\$0	\$3,056		
State	\$884	\$0	\$0	\$0	\$0	\$0	\$0	\$884		
Other Funds										
Other	\$2,000	\$0	\$0	\$0	\$0	\$0	\$0	\$2,000		
TOTAL	\$3,970	\$985	\$985	\$0	\$0	\$0	\$0	\$5,940		

ROUTE:	0522	PROJECT NAME					PROGRAM/SYSTEM	MPO Area		
UPC:	111740	#SMART18 - RTE 208-522 ROUNDABOUT AT WARES CROSSROADS					Primary	NonMPO		
Street Name:	ZACHARY TAYLOR HIGHWAY						Start (CY)	Budget	Expenditure	
Jurisdiction:	Louisa County						PE	2018	\$800	\$528
Description:	FROM: 0.129 MI. SOUTH OF ROUTE 208 TO: 0.197 MI. NORTH OF ROUTE 208 (0.3270 MI)						RW	2022	\$1,940	\$0
Scope:	Safety						CN	2023	\$2,660	\$0
						Total		\$5,400	\$528	
Service Area / Fund	Previous	FY2023	FY2024	FY2025	FY2026	FY2027	FY2028	Total		
District Grant Program										
Federal	\$0	\$1,173	\$2,500	\$0	\$0	\$0	\$0	\$3,673		
State	\$1,140	\$587	\$0	\$0	\$0	\$0	\$0	\$1,727		
TOTAL	\$1,140	\$1,760	\$2,500	\$0	\$0	\$0	\$0	\$5,400		

ROUTE: 0600		PROJECT NAME				PROGRAM/SYSTEM		MPO Area	
UPC:	111739	#SMART22 - ROUTE 600/618 INTERSECTION IMPROVEMENTS				Secondary		NonMPO	
Street Name:	S BOSTON ROAD					Start (CY)	Budget	Expenditure	
Jurisdiction:	Fluvanna County					PE	2017	\$950	\$271
Description:	FROM: 0.20 MI SOUTH ROUTE 618 TO: 0.11 MI NORTH ROUTE 618 (0.3100 MI)					RW	2023	\$1,069	\$0
Scope:	Safety					CN	2024	\$1,953	\$0
						Total		\$3,972	\$271
Service Area / Fund	Previous	FY2023	FY2024	FY2025	FY2026	FY2027	FY2028	Total	
District Grant Program									
Federal	\$0	\$370	\$53	\$0	\$0	\$0	\$0	\$0	\$423
State	\$400	\$5	\$0	\$0	\$0	\$0	\$0	\$0	\$405
Specialized State and Federal									
State	\$1,216	\$80	\$19	\$0	\$0	\$0	\$0	\$0	\$1,315
Legacy CN Formula									
Federal	\$228	\$0	\$0	\$0	\$0	\$0	\$0	\$0	\$228
Match	\$57	\$0	\$0	\$0	\$0	\$0	\$0	\$0	\$57
State	\$1,544	\$0	\$0	\$0	\$0	\$0	\$0	\$0	\$1,544
TOTAL	\$3,445	\$455	\$72	\$0	\$0	\$0	\$0	\$0	\$3,972

ROUTE: 0601		PROJECT NAME				PROGRAM/SYSTEM		MPO Area	
UPC:	111742	#SMART18 - RTE 601 LOW-SPEED CURVE REALIGNMENT #2				Secondary		NonMPO	
Street Name:	FLAT RUN ROAD					Start (CY)	Budget	Expenditure	
Jurisdiction:	Orange County					PE	2018	\$400	\$197
Description:	FROM: 0.86 MI FROM INTERSECTION WITH BACK GATE LANE TO: 1.15 MI FROM INTERSECTION WITH BACK GATE LANE (0.2900 MI)					RW	2022	\$120	\$0
Scope:	Safety					CN	2023	\$880	\$0
						Total		\$1,400	\$197
Service Area / Fund	Previous	FY2023	FY2024	FY2025	FY2026	FY2027	FY2028	Total	
District Grant Program									
State	\$924	\$476	\$0	\$0	\$0	\$0	\$0	\$0	\$1,400

ROUTE: 0601		PROJECT NAME				PROGRAM/SYSTEM		MPO Area	
UPC:	111776	#SGR18VB - RT 601 SUPERSTRUCTURE REPLACE. STR. 6261				Secondary		Charlottesville	
Street Name:	OLD IVY ROAD					Start (CY)	Budget	Expenditure	
Jurisdiction:	Albemarle County					PE	2019	\$680	\$326
Description:	FROM: 0.03 MI. W. RTE. 29/250 BYPASS TO: 0.03 MI. E, RTE. 29/250 BYPASS (0.0600 MI)					RW	2023	\$100	\$0
Scope:	Bridge Rehab w/o Added Capacity					CN	2024	\$2,258	\$0
						Total		\$3,038	\$326
Service Area / Fund	Previous	FY2023	FY2024	FY2025	FY2026	FY2027	FY2028	Total	
State of Good Repair									
State	\$1,070	\$788	\$0	\$0	\$0	\$0	\$0	\$0	\$1,858
Specialized State and Federal									
Federal	\$500	\$0	\$0	\$0	\$0	\$0	\$0	\$0	\$500
Legacy CN Formula									
State	\$680	\$0	\$0	\$0	\$0	\$0	\$0	\$0	\$680
TOTAL	\$2,250	\$788	\$0	\$0	\$0	\$0	\$0	\$0	\$3,038

ROUTE: 0631		PROJECT NAME				PROGRAM/SYSTEM		MPO Area	
UPC:	118870	#SMART22 - FIFTH STREET HUB AND TRAILS				Secondary		Charlottesville	
Street Name:	5TH STREET					Start (CY)		Budget	Expenditure
Jurisdiction:	Multi-jurisdictional: Charlottesville MPO					PE	2022	\$1,584	\$10
Description:	FROM: 5th. St. Station development TO: 5th St. Parking Lot (0.2400 MI)					RW	2024	\$1,900	\$0
Scope:	Facilities for Pedestrians and Bicycles					CN	2025	\$6,358	\$0
						Total		\$9,841	\$10
Service Area / Fund	Previous	FY2023	FY2024	FY2025	FY2026	FY2027	FY2028	Total	
High Priority Projects									
Federal	\$0	\$1,933	\$1,000	\$250	\$6,358	\$0	\$0	\$9,540	
State	\$0	\$51	\$0	\$250	\$0	\$0	\$0	\$301	
TOTAL	\$0	\$1,984	\$1,000	\$500	\$6,358	\$0	\$0	\$9,841	

ROUTE: 0631		PROJECT NAME				PROGRAM/SYSTEM		MPO Area	
UPC:	118876	#SMART22 - RIO ROAD & JOHN WARNER PARKWAY ROUNDABOUT				Secondary		Charlottesville	
Street Name:	RIO ROAD					Start (CY)		Budget	Expenditure
Jurisdiction:	Albemarle County					PE	2022	\$1,530	\$0
Description:	FROM: 0.02 MILES N RTE. 631 TO: 0.02 MILES S. RTE 631					RW	2023	\$1,676	\$0
Scope:	Safety					CN	2023	\$6,921	\$0
						Total		\$10,126	\$0
Service Area / Fund	Previous	FY2023	FY2024	FY2025	FY2026	FY2027	FY2028	Total	
District Grant Program									
Federal	\$0	\$900	\$0	\$0	\$0	\$0	\$0	\$900	
State	\$3,032	\$2,132	\$2,063	\$0	\$0	\$0	\$0	\$7,226	
Other Funds									
Other	\$2,000	\$0	\$0	\$0	\$0	\$0	\$0	\$2,000	
TOTAL	\$5,032	\$3,032	\$2,063	\$0	\$0	\$0	\$0	\$10,126	

ROUTE: 0631		PROJECT NAME				PROGRAM/SYSTEM		MPO Area	
UPC:	118878	#SMART22 - OLD LYNCHBURG RD/5TH ST EXT. INT IMPROVEMENTS				Secondary		Charlottesville	
Street Name:	5TH STREET EXTENDED					Start (CY)		Budget	Expenditure
Jurisdiction:	Albemarle County					PE	2022	\$1,359	\$0
Description:	FROM: 0.25 MILES S. RTE 780 TO: 0.25 MILES N. RTE 780 (0.5000 MI)					RW	2023	\$1,050	\$0
Scope:	Safety					CN	2023	\$4,855	\$0
						Total		\$7,263	\$0
Service Area / Fund	Previous	FY2023	FY2024	FY2025	FY2026	FY2027	FY2028	Total	
District Grant Program									
Federal	\$0	\$0	\$0	\$786	\$0	\$0	\$0	\$786	
State	\$1,073	\$1,088	\$2,316	\$0	\$0	\$0	\$0	\$4,477	
Other Funds									
Other	\$2,000	\$0	\$0	\$0	\$0	\$0	\$0	\$2,000	
TOTAL	\$3,073	\$1,088	\$2,316	\$786	\$0	\$0	\$0	\$7,263	

ROUTE: 0636		PROJECT NAME				PROGRAM/SYSTEM		MPO Area	
UPC:	118983	#SGR22VB - RTE. 636 - REPLACE BRIDGE 6039				Secondary		NonMPO	
Street Name:	Goosepond Road					Start (CY)		Budget	Expenditure
Jurisdiction:	Greene County					PE	2021	\$790	\$8
Description:	FROM: 0.02 Mi. S. Swift Run TO: 0.02 Mi. N. Swift Run (0.0400 MI)					RW	2024	\$141	\$0
Scope:	Bridge Replacement w/o Added Capacity					CN	2025	\$4,146	\$0
						Total		\$5,077	\$8
Service Area / Fund	Previous	FY2023	FY2024	FY2025	FY2026	FY2027	FY2028	Total	
State of Good Repair									
Federal	\$0	\$0	\$558	\$225	\$0	\$566	\$0	\$1,349	
State	\$1,105	\$455	\$0	\$154	\$978	\$1,036	\$0	\$3,728	
TOTAL	\$1,105	\$455	\$558	\$379	\$978	\$1,602	\$0	\$5,077	

ROUTE: 0638		PROJECT NAME				PROGRAM/SYSTEM		MPO Area	
UPC:	113504	#SGR19VB - RT 638 TURKEY RIDGE RD STRUCT 9007 OVER SOUTH RV				Secondary		NonMPO	
Street Name:	TURKEY RIDGE ROAD					Start (CY)		Budget	Expenditure
Jurisdiction:	Greene County					PE	2018	\$809	\$438
Description:	FROM: 0.017 MI. W. SOUTH RIVER TO: 0.021 MI. E. SOUTH RIVER (0.0270 MI)					RW	2022	\$51	\$5
Scope:	Bridge Replacement w/o Added Capacity					CN	2023	\$2,420	\$0
						Total		\$3,280	\$443
Service Area / Fund	Previous	FY2023	FY2024	FY2025	FY2026	FY2027	FY2028	Total	
State of Good Repair									
Federal	\$672	\$0	\$575	\$600	\$0	\$0	\$0	\$1,847	
State	\$850	\$583	\$0	\$0	\$0	\$0	\$0	\$1,433	
TOTAL	\$1,522	\$583	\$575	\$600	\$0	\$0	\$0	\$3,280	

ROUTE: 0641		PROJECT NAME				PROGRAM/SYSTEM		MPO Area	
UPC:	110000	#SGR18VB - RT 641 FRAYS MILL RD STR 709 OVER MARSH RUN				Secondary		Charlottesville	
Street Name:	FRAY'S MILL ROAD					Start (CY)		Budget	Expenditure
Jurisdiction:	Albemarle County					PE	2018	\$300	\$215
Description:	FROM: 0.03 MI. FROM RTE. 743 TO: 2.37 MI. TO RTE. 606 (0.0050 MI)					RW	2022	\$100	\$0
Scope:	Bridge Replacement w/o Added Capacity					CN	2023	\$1,200	\$0
						Total		\$1,600	\$215
Service Area / Fund	Previous	FY2023	FY2024	FY2025	FY2026	FY2027	FY2028	Total	
State of Good Repair									
State	\$413	\$287	\$0	\$0	\$0	\$0	\$0	\$700	
Specialized State and Federal									
Federal	\$400	\$0	\$0	\$0	\$0	\$0	\$0	\$400	
Legacy CN Formula									
State	\$500	\$0	\$0	\$0	\$0	\$0	\$0	\$500	
TOTAL	\$1,313	\$287	\$0	\$0	\$0	\$0	\$0	\$1,600	

ROUTE: 0643		PROJECT NAME				PROGRAM/SYSTEM		MPO Area	
UPC:	109397	#SMART18 - CONN. ROAD BETWEEN RIO MILLS AND BERKMAR DR. EXT.				Secondary		Charlottesville	
Jurisdiction:	Albemarle County					Start (CY)		Budget	Expenditure
Description:	FROM: 0.739 MI SOUTH OF RT. 743 TO: BERKMAR DRIVE (0.2000 MI)					PE	2017	\$349	\$349
Scope:	New Construction Roadway					RW	2018	\$158	\$34
						CN	2018	\$3,292	\$3,038
						Total		\$3,799	\$3,421
Service Area / Fund	Previous	FY2023	FY2024	FY2025	FY2026	FY2027	FY2028	Total	
High Priority Projects									
State	\$1,315	\$0	\$0	\$0	\$0	\$0	\$0	\$1,315	
Specialized State and Federal									
Bond	\$433	\$0	\$0	\$0	\$0	\$0	\$0	\$433	
Legacy CN Formula									
Federal/State	\$2,050	\$0	\$0	\$0	\$0	\$0	\$0	\$2,050	
State	\$1	\$0	\$0	\$0	\$0	\$0	\$0	\$1	
TOTAL	\$3,799	\$0	\$0	\$0	\$0	\$0	\$0	\$3,799	

ROUTE: 0647		PROJECT NAME				PROGRAM/SYSTEM		MPO Area	
UPC:	111777	#SGR18VB - RT 647 - REPLACE BRIDGE STR. 6053				Secondary		NonMPO	
REPORT NOTE: Revised schedule required (pending).									
Street Name:	CREST HILL ROAD					Start (CY)		Budget	Expenditure
Jurisdiction:	Fauquier County					PE	2019	\$433	\$433
Description:	FROM: 0.20 MILE EAST OF RTE. 732 TO: 0.90 MILE WEST OF RTE. 733 (0.0320 MI)					RW	2021	\$22	\$22
Scope:	Bridge Replacement w/o Added Capacity					CN	2021	\$2,142	\$753
						Total		\$2,597	\$1,208
Service Area / Fund	Previous	FY2023	FY2024	FY2025	FY2026	FY2027	FY2028	Total	
State of Good Repair									
Federal	\$645	\$80	\$0	\$0	\$0	\$0	\$0	\$725	
State	\$860	\$80	\$0	\$0	\$0	\$0	\$0	\$940	
Legacy CN Formula									
State	\$630	\$0	\$0	\$0	\$0	\$0	\$0	\$630	
TOTAL	\$2,135	\$160	\$0	\$0	\$0	\$0	\$0	\$2,295	

ROUTE: 0669		PROJECT NAME				PROGRAM/SYSTEM		MPO Area	
UPC:	112875	Rt.669-Upg. Flashing Lights&Gates w CWT and PED Gates				Rail		NonMPO	
Street Name:	Ellisville Rd					Start (CY)		Budget	Expenditure
Jurisdiction:	Louisa County					PE	2022	\$35	\$0
Description:	FROM: 9 ft N of Rt 33 TO: at BBRR Crossing#225072C					RW			
Scope:	Rail/Highway Crossing					CN	2023	\$384	\$0
						Total		\$419	\$0
Service Area / Fund	Previous	FY2023	FY2024	FY2025	FY2026	FY2027	FY2028	Total	
Specialized State and Federal									
Federal	\$107	\$24	\$277	\$0	\$0	\$0	\$0	\$407	
Match	\$12	\$0	\$0	\$0	\$0	\$0	\$0	\$12	
TOTAL	\$119	\$24	\$277	\$0	\$0	\$0	\$0	\$419	

ROUTE: 0675	PROJECT NAME				PROGRAM/SYSTEM		MPO Area	
UPC: 118982	#SGR22VB - RTE. 675 - REPLACE STR. # 6045				Secondary		NonMPO	
Street Name:	Dolly Madison Road				Start (CY)		Budget	Expenditure
Jurisdiction:	Orange County				PE	2021	\$732	\$35
Description:	FROM: 0.01 Mi. S. NS RR TO: 0.01 Mi. N. NS RR				RW	2024	\$485	\$0
Scope:	Bridge, New Construction				CN	2024	\$6,339	\$0
					Total		\$7,556	\$35
Service Area / Fund	Previous	FY2023	FY2024	FY2025	FY2026	FY2027	FY2028	Total
State of Good Repair								
Federal	\$153	\$0	\$1,433	\$1,287	\$1,972	\$1,000	\$0	\$5,844
State	\$953	\$455	\$5	\$0	\$0	\$300	\$0	\$1,712
TOTAL	\$1,105	\$455	\$1,438	\$1,287	\$1,972	\$1,300	\$0	\$7,556

ROUTE: 0680	PROJECT NAME				PROGRAM/SYSTEM		MPO Area	
UPC: 118405	#SGR21VB(FED ID 00746) BR REPLACE RTE. 680 OVER LICKINGHOLE				Secondary		NonMPO	
Street Name:	BROWN GAP TURNPIKE				Start (CY)		Budget	Expenditure
Jurisdiction:	Albemarle County				PE	2021	\$834	\$70
Description:	FROM: 0.006 MI. S. LICKINGHOLE CREEK TO: 0.06 MI. N. LICKINGHOLE CREEK (0.0120 MI)				RW	2024	\$513	\$0
Scope:	Bridge Replacement w/o Added Capacity				CN	2025	\$3,286	\$0
					Total		\$4,632	\$70
Service Area / Fund	Previous	FY2023	FY2024	FY2025	FY2026	FY2027	FY2028	Total
State of Good Repair								
Federal	\$328	\$0	\$881	\$1,233	\$310	\$880	\$0	\$3,632
State	\$391	\$509	\$0	\$100	\$0	\$0	\$0	\$1,000
TOTAL	\$719	\$509	\$881	\$1,333	\$310	\$880	\$0	\$4,632

ROUTE: 0691	PROJECT NAME				PROGRAM/SYSTEM		MPO Area	
UPC: 115101	Rt. 691-Upgrade Flashing Lights&Gates&Add CWT Predictors				Rail		NonMPO	
Street Name:	Rt. 691 / Old Louisa Rd.				Start (CY)		Budget	Expenditure
Jurisdiction:	Louisa County				PE	2022	\$25	\$0
Description:	FROM: .24 Mi. North of Rt. 33 TO: At BBRR Crossing #225090A				RW			
Scope:	Rail/Highway Crossing				CN	2023	\$278	\$0
					Total		\$303	\$0
Service Area / Fund	Previous	FY2023	FY2024	FY2025	FY2026	FY2027	FY2028	Total
Specialized State and Federal								
Federal	\$72	\$223	\$0	\$0	\$0	\$0	\$0	\$295
Match	\$8	\$0	\$0	\$0	\$0	\$0	\$0	\$8
TOTAL	\$80	\$223	\$0	\$0	\$0	\$0	\$0	\$303

ROUTE: 0707		PROJECT NAME				PROGRAM/SYSTEM		MPO Area	
UPC:	112880	#SGR19VB - RT 707 REPLACE BRIDGE STR. 6003				Secondary		NonMPO	
Street Name:	PINE HILL ROAD					Start (CY)		Budget	Expenditure
Jurisdiction:	Madison County					PE	2018	\$800	\$418
Description:	FROM: 0.053 MI. S. HUGHES RIVER TO: 0.042 MI. N. HUGHES RIVER (0.0810 MI)					RW	2022	\$250	\$0
Scope:	Bridge Replacement w/o Added Capacity					CN	2023	\$3,650	\$0
						Total		\$4,700	\$418
Service Area / Fund	Previous	FY2023	FY2024	FY2025	FY2026	FY2027	FY2028	Total	
State of Good Repair									
Federal	\$800	\$607	\$1,232	\$1,074	\$0	\$0	\$0	\$3,714	
State	\$553	\$351	\$82	\$0	\$0	\$0	\$0	\$986	
TOTAL	\$1,353	\$958	\$1,315	\$1,074	\$0	\$0	\$0	\$4,700	

ROUTE: 0708		PROJECT NAME				PROGRAM/SYSTEM		MPO Area	
UPC:	111378	#SGR18VB - RT 708 RED HILL RD STRUCT 792 OVER N.F. HARDWARE				Secondary		Charlottesville	
Street Name:	RED HILL ROAD					Start (CY)		Budget	Expenditure
Jurisdiction:	Albemarle County					PE	2018	\$828	\$706
Description:	FROM: 0.022 MI. E. of North Fork Hardware River TO: 0.064 MI. W. of North Fork Hardware River (0.0860 MI)					RW	2022	\$222	\$3
Scope:	Bridge Rehab w/o Added Capacity					CN	2023	\$4,050	\$0
						Total		\$5,100	\$709
Service Area / Fund	Previous	FY2023	FY2024	FY2025	FY2026	FY2027	FY2028	Total	
State of Good Repair									
Federal	\$1,050	\$0	\$800	\$324	\$0	\$0	\$0	\$2,174	
State	\$800	\$897	\$28	\$329	\$871	\$0	\$0	\$2,926	
TOTAL	\$1,850	\$897	\$828	\$653	\$871	\$0	\$0	\$5,100	

ROUTE: 0749		PROJECT NAME				PROGRAM/SYSTEM		MPO Area	
UPC:	118431	#SGR21VB - RTE. 749 - REPLACE STR. 6120 OVER HUGHES RIVER				Secondary		NonMPO	
Street Name:	MOON ROAD					Start (CY)		Budget	Expenditure
Jurisdiction:	Madison County					PE	2021	\$850	\$35
Description:	FROM: 0.02 MI. N. MOON RIVER TO: 0.02 MI. S. MOO RIVER					RW	2024	\$220	\$0
Scope:	Bridge Replacement w/ Added Capacity					CN	2025	\$4,530	\$0
						Total		\$5,600	\$35
Service Area / Fund	Previous	FY2023	FY2024	FY2025	FY2026	FY2027	FY2028	Total	
State of Good Repair									
Federal	\$0	\$0	\$420	\$1,087	\$2,099	\$0	\$0	\$3,606	
State	\$825	\$425	\$0	\$0	\$0	\$0	\$0	\$1,250	
TOTAL	\$825	\$425	\$420	\$1,087	\$2,099	\$0	\$0	\$4,856	

ROUTE: 0759	PROJECT NAME				PROGRAM/SYSTEM		MPO Area	
UPC: 118430	#SGR21VB(FED ID 07739) BR REPLACE RTE. 759 OVER MECHUNK CRK				Secondary		NonMPO	
Street Name:	WHITE HALL ROAD				Start (CY)		Budget	Expenditure
Jurisdiction:	Fluvanna County				PE	2021	\$1,007	\$51
Description:	FROM: 0.02 MI. W. MECHUNK CREEK TO: 0.025 MI. E. MECHUNK CREEK (0.0450 MI)				RW	2024	\$368	\$0
Scope:	Bridge Replacement w/o Added Capacity				CN	2025	\$5,580	\$0
					Total		\$6,955	\$51
Service Area / Fund	Previous	FY2023	FY2024	FY2025	FY2026	FY2027	FY2028	Total
State of Good Repair								
Federal	\$1,007	\$0	\$258	\$400	\$0	\$1,501	\$0	\$3,166
State	\$1,934	\$455	\$0	\$0	\$528	\$871	\$0	\$3,789
TOTAL	\$2,941	\$455	\$258	\$400	\$528	\$2,372	\$0	\$6,955

ROUTE: 0852	PROJECT NAME				PROGRAM/SYSTEM		MPO Area	
UPC: 113183	COMMONWEALTH DRIVE / DOMINION DRIVE SIDEWALKS				Secondary		Charlottesville	
Street Name:	COMMONWEALTH DRIVE				Start (CY)		Budget	Expenditure
Jurisdiction:	Albemarle County				PE	2018	\$545	\$87
Description:	FROM: RTE 743 (HYDRAULIC ROAD) TO: RTE 29 (1.1000 MI)				RW	2022	\$1,146	\$0
Scope:	Facilities for Pedestrians and Bicycles				CN	2024	\$1,645	\$0
					Total		\$3,336	\$87
Service Area / Fund	Previous	FY2023	FY2024	FY2025	FY2026	FY2027	FY2028	Total
Revenue Sharing								
State	\$1,215	\$300	\$153	\$0	\$0	\$0	\$0	\$1,668
Local	\$1,215	\$300	\$153	\$0	\$0	\$0	\$0	\$1,668
TOTAL	\$2,431	\$600	\$305	\$0	\$0	\$0	\$0	\$3,336

ROUTE: 1083	PROJECT NAME (NEW)				PROGRAM/SYSTEM		MPO Area	
UPC: T26640	#SGR23VB- RTE. 1083 - REPLACE CULVERT				Secondary		NonMPO	
REPORT NOTE: Revised estimate required								
Street Name:	SOMERSET DRIVE				Start (CY)		Budget	Expenditure
Jurisdiction:	Culpeper County				PE	2026	\$794	\$0
Description:	FROM: 0.02 MI. W. OF STREAM TO: 0.02 MI. E. OF STREAM				RW	2028	\$599	\$0
Scope:	Bridge Replacement w/o Added Capacity				CN	2029	\$3,139	\$0
					Total		\$4,532	\$0
Service Area / Fund	Previous	FY2023	FY2024	FY2025	FY2026	FY2027	FY2028	Total
State of Good Repair								
Federal	\$0	\$0	\$0	\$0	\$0	\$507	\$3,500	\$4,007
State	\$0	\$0	\$0	\$0	\$0	\$0	\$526	\$526
TOTAL	\$0	\$0	\$0	\$0	\$0	\$507	\$4,026	\$4,533

ROUTE: 1217		PROJECT NAME				PROGRAM/SYSTEM		MPO Area	
UPC:	113188	CROZET SQUARE / OAK STREET IMPROVEMENTS				Secondary		NonMPO	
Street Name:	THE SQUARE					Start (CY)		Budget	Expenditure
Jurisdiction:	Albemarle County					PE	2019	\$327	\$120
Description:	FROM: INT. of RTE. 240 (CROZET AVE) TO: 0.060 MI. E of RTE. 240 (CROZET AVE) (0.1500 MI)					RW	2022	\$105	\$0
Scope:	New Construction Roadway					CN	2022	\$1,078	\$0
						Total		\$1,510	\$120
Service Area / Fund	Previous	FY2023	FY2024	FY2025	FY2026	FY2027	FY2028	Total	
Revenue Sharing									
State	\$474	\$200	\$81	\$0	\$0	\$0	\$0	\$755	
Local	\$474	\$200	\$81	\$0	\$0	\$0	\$0	\$755	
TOTAL	\$947	\$400	\$163	\$0	\$0	\$0	\$0	\$1,510	

ROUTE: 1403		PROJECT NAME				PROGRAM/SYSTEM		MPO Area	
UPC:	113186	BERKMAR DRIVE BICYCLE AND PEDESTRIAN IMPROVEMENTS				Secondary		NonMPO	
Street Name:	BERKMAR DRIVE					Start (CY)		Budget	Expenditure
Jurisdiction:	Albemarle County					PE	2019	\$351	\$54
Description:	FROM: RIO ROAD TO: HILTON HEIGHTS ROAD (1.1000 MI)					RW	2022	\$770	\$0
Scope:	Facilities for Pedestrians and Bicycles					CN	2024	\$1,569	\$0
						Total		\$2,690	\$54
Service Area / Fund	Previous	FY2023	FY2024	FY2025	FY2026	FY2027	FY2028	Total	
Revenue Sharing									
State	\$560	\$392	\$392	\$0	\$0	\$0	\$0	\$1,345	
Local	\$560	\$392	\$392	\$0	\$0	\$0	\$0	\$1,345	
TOTAL	\$1,121	\$785	\$785	\$0	\$0	\$0	\$0	\$2,690	

ROUTE: 3405		PROJECT NAME				PROGRAM/SYSTEM		MPO Area	
UPC:	113919	PEDESTRIAN IMPROVEMENTS AT RIDGE/CHERRY				Urban		Charlottesville	
Street Name:	RIDGE STREET					Start (CY)		Budget	Expenditure
Jurisdiction:	Charlottesville					PE	2022	\$40	\$0
Description:	FROM: 0.07 MI SOUTH OF ROUTE 3400 TO: 0.03 MI NORTH OF ROUTE 3400 (0.1000 MI)					RW	2024	\$40	\$0
Scope:	Safety					CN	2025	\$185	\$0
						Total		\$265	\$0
Service Area / Fund	Previous	FY2023	FY2024	FY2025	FY2026	FY2027	FY2028	Total	
VA Safety Funds									
Federal	\$40	\$40	\$0	\$185	\$0	\$0	\$0	\$265	

ROUTE: 9999		PROJECT NAME (NEW)				PROGRAM/SYSTEM		MPO Area	
UPC:	T26670	#SGR23VP PM-7G-23 Asphalt Resurfacing Primary System				Primary		NonMPO	
Street Name:	Varies					Start (CY)		Budget	Expenditure
Jurisdiction:	Culpeper District-wide					PE			
Description:	FROM: Varies TO: Varies					RW			
Scope:	Resurfacing					CN		\$3,177	\$0
						Total		\$3,177	\$0
Service Area / Fund	Previous	FY2023	FY2024	FY2025	FY2026	FY2027	FY2028	Total	
State of Good Repair									
Federal	\$0	\$1,750	\$0	\$0	\$0	\$0	\$0	\$1,750	
State	\$0	\$1,427	\$0	\$0	\$0	\$0	\$0	\$1,427	
TOTAL	\$0	\$3,177	\$0	\$0	\$0	\$0	\$0	\$3,177	

ROUTE: 9999	PROJECT NAME				PROGRAM/SYSTEM			MPO Area
UPC: T21761	CULPEPER DGP DEALLOCATION BALANCE ENTRY				Other			NonMPO
Jurisdiction: Culpeper District-wide								
Description:								
Scope:								
Service Area / Fund	Previous	FY2023	FY2024	FY2025	FY2026	FY2027	FY2028	Total
District Grant Program								
State	\$560	\$0	\$0	\$0	\$0	\$0	\$0	\$560

ROUTE: 9999	PROJECT NAME				PROGRAM/SYSTEM			MPO Area
UPC: T15984	#HB2.FY17 HIGHWAY CONST DISTRICT GRANT PRGM - CULPEPER				Other			NonMPO
Jurisdiction: Culpeper District-wide								
Description:								
Scope:								
Service Area / Fund	Previous	FY2023	FY2024	FY2025	FY2026	FY2027	FY2028	Total
District Grant Program								
Federal	\$0	\$0	\$0	\$0	\$0	\$0	\$2,362	\$2,362
State	\$0	\$0	\$0	\$7,872	\$16,384	\$15,829	\$28,872	\$68,958
TOTAL	\$0	\$0	\$0	\$7,872	\$16,384	\$15,829	\$31,234	\$71,320

ROUTE: 9999	PROJECT NAME				PROGRAM/SYSTEM			MPO Area
UPC: T13916	#SGR Culpeper - VDOT SGR Bridge - Balance Entry				Other			NonMPO
Jurisdiction: Culpeper District-wide								
Description: FROM: various TO: various								
Scope: Other								
Service Area / Fund	Previous	FY2023	FY2024	FY2025	FY2026	FY2027	FY2028	Total
State of Good Repair								
State	\$2,799	\$0	\$0	\$0	\$0	\$0	\$2,644	\$5,443

ROUTE: 9999	PROJECT NAME				PROGRAM/SYSTEM			MPO Area
UPC: T13512	#SGR Culpeper - VDOT SGR Paving - Balance Entry				Other			NonMPO
Jurisdiction: Culpeper District-wide								
Description: FROM: various TO: various								
Scope: Other								
Service Area / Fund	Previous	FY2023	FY2024	FY2025	FY2026	FY2027	FY2028	Total
State of Good Repair								
Federal	\$0	\$0	\$2,011	\$0	\$0	\$0	\$0	\$2,011
State	\$3,573	\$406	\$1,753	\$4,088	\$4,055	\$3,997	\$4,002	\$21,873
TOTAL	\$3,573	\$406	\$3,764	\$4,088	\$4,055	\$3,997	\$4,002	\$23,884

ROUTE: 9999	PROJECT NAME				PROGRAM/SYSTEM			MPO Area
UPC: T9558	#SGR Culpeper - Local SGR Bridge - Balance Entry				Other			NonMPO
Jurisdiction: Culpeper District-wide								
Description:								
Scope:								
Service Area / Fund	Previous	FY2023	FY2024	FY2025	FY2026	FY2027	FY2028	Total
State of Good Repair								
State	\$3,435	\$6,877	\$7,245	\$10,276	\$11,039	\$10,880	\$10,894	\$60,647

ROUTE: 9999	PROJECT NAME				PROGRAM/SYSTEM			MPO Area
UPC: T9557	#SGR Culpeper - Local SGR Paving - Balance Entry				Other			NonMPO
Jurisdiction: Culpeper District-wide								
Description:								
Scope:								
Service Area / Fund	Previous	FY2023	FY2024	FY2025	FY2026	FY2027	FY2028	Total
State of Good Repair								
State	\$399	\$0	\$569	\$681	\$676	\$666	\$667	\$3,658

ROUTE: 9999	PROJECT NAME				PROGRAM/SYSTEM			MPO Area
UPC: 99579	Project Prescoping - Culpeper				Other			NonMPO
Street Name: Various								
Jurisdiction: Culpeper District-wide								
Description: FROM: Various TO: Various								
Scope: Preliminary Engineering								
Service Area / Fund	Previous	FY2023	FY2024	FY2025	FY2026	FY2027	FY2028	Total
Research & Planning								
State	\$5,974	\$955	\$0	\$0	\$0	\$0	\$0	\$6,929

ROUTE: 9999	PROJECT NAME				PROGRAM/SYSTEM			MPO Area	
UPC: 109480	#HB2.FY17 EAST HIGH STREETScape IMPROVEMENTS				Urban			Charlottesville	
REPORT NOTE: Project identified for accelerated completion.									
Street Name: E. MARKET ST. / 9TH. ST. N.E. / E. HIGH ST.						Start (CY)	Budget	Expenditure	
Jurisdiction: Charlottesville						PE	2016	\$838	\$665
Description: FROM: 0.15 mile s south of Route 250 Bus TO: 0.72 mile south of Route 250 (0.3600 MI)						RW	2021	\$581	\$0
Scope: Reconstruction w/o Added Capacity						CN	2023	\$8,155	\$0
						Total		\$9,574	\$665
Service Area / Fund	Previous	FY2023	FY2024	FY2025	FY2026	FY2027	FY2028	Total	
District Grant Program									
Federal	\$3,884	\$0	\$0	\$0	\$0	\$0	\$0	\$3,884	
State	\$1,754	\$0	\$0	\$0	\$0	\$0	\$0	\$1,754	
Revenue Sharing									
State	\$0	\$750	\$250	\$0	\$0	\$0	\$0	\$1,000	
Local	\$0	\$750	\$250	\$0	\$0	\$0	\$0	\$1,000	
Other Funds									
Other	\$1,936	\$0	\$0	\$0	\$0	\$0	\$0	\$1,936	
TOTAL	\$7,574	\$1,500	\$500	\$0	\$0	\$0	\$0	\$9,574	

ROUTE:	PROJECT NAME				PROGRAM/SYSTEM	MPO Area			
9999	#HB2.FY17 FONTAINE AVENUE STREETScape IMPROVEMENTS				Urban	Charlottesville			
UPC:	109484								
REPORT NOTE: Locally Administered, Balance to be addressed at RW authorization									
Street Name:	FONTAINE AVENUE					Start (CY)	Budget	Expenditure	
Jurisdiction:	Charlottesville					PE	2016	\$1,416	\$1,046
Description:	FROM: 0.03 mi west of Westerly Avenue TO: JEFFERSON PARK AVENUE (0.4300 MI)					RW	2022	\$1,230	\$0
Scope:	Reconstruction w/o Added Capacity					CN	2023	\$9,630	\$0
						Total		\$12,276	\$1,046
Service Area / Fund	Previous	FY2023	FY2024	FY2025	FY2026	FY2027	FY2028	Total	
District Grant Program									
Federal	\$4,705	\$0	\$0	\$0	\$0	\$0	\$0	\$4,705	
State	\$4,792	\$258	\$0	\$0	\$0	\$0	\$0	\$5,050	
Specialized State and Federal									
Federal	\$50	\$0	\$0	\$0	\$0	\$0	\$0	\$50	
State	\$10	\$0	\$0	\$0	\$0	\$0	\$0	\$10	
Legacy CN Formula									
State	\$1,885	\$0	\$0	\$0	\$0	\$0	\$0	\$1,885	
TOTAL	\$11,442	\$258	\$0	\$0	\$0	\$0	\$0	\$11,700	

ROUTE:	PROJECT NAME				PROGRAM/SYSTEM	MPO Area			
9999	#HB2.FY17 EMMET STREET CORRIDOR STREETScape & INTERSECTIONS				Urban	Charlottesville			
UPC:	109551								
REPORT NOTE: Balance to be addressed at RW authorization. Locally Administered.									
Street Name:	EMMET ST. N.					Start (CY)	Budget	Expenditure	
Jurisdiction:	Charlottesville					PE	2017	\$1,676	\$1,487
Description:	FROM: 0.046 mile south of Ivy Road on Emmet Street TO: ARLINGTON BOULEVARD (0.5500 MI)					RW	2021	\$4,038	\$1
Scope:	Reconstruction w/o Added Capacity					CN	2023	\$8,733	\$0
						Total		\$14,446	\$1,488
Service Area / Fund	Previous	FY2023	FY2024	FY2025	FY2026	FY2027	FY2028	Total	
District Grant Program									
GARVEE	\$12,115	\$0	\$0	\$0	\$0	\$0	\$0	\$12,115	

ROUTE:	PROJECT NAME				PROGRAM/SYSTEM	MPO Area			
9999	ROUTE 522 ROAD DIET AND BIKE PEDESTRIAN IMPROVEMENTS				Primary	NonMPO			
UPC:	109573								
Street Name:	SPERRYVILLE PIKE					Start (CY)	Budget	Expenditure	
Jurisdiction:	Culpeper					PE	2016	\$257	\$257
Description:	FROM: INT. SPERRYVILLE PIKE AND N. WEST ST. TO: 0.77 MI. W. INT. SPERRYVILLE PIKE AND N. WEST. ST. (0.7700 MI)					RW	2020	\$80	\$80
Scope:	Safety					CN	2020	\$2,710	\$16
						Total		\$3,046	\$353
Service Area / Fund	Previous	FY2023	FY2024	FY2025	FY2026	FY2027	FY2028	Total	
Specialized State and Federal									
Federal	\$2,777	\$240	\$0	\$0	\$0	\$0	\$0	\$3,017	
Match	\$13	\$0	\$0	\$0	\$0	\$0	\$0	\$13	
Other Funds									
Other	\$16	\$0	\$0	\$0	\$0	\$0	\$0	\$16	
TOTAL	\$2,806	\$240	\$0	\$0	\$0	\$0	\$0	\$3,046	

ROUTE: 9999	PROJECT NAME				PROGRAM/SYSTEM			MPO Area
UPC: 109682	SAFETY PRESCOPING - CULPEPER				Other			NonMPO
Jurisdiction:	Culpeper District-wide							
Description:	FROM: CULPEPER DISTRICT WIDE TO: VARIOUS							
Scope:	Safety							
Service Area / Fund	Previous	FY2023	FY2024	FY2025	FY2026	FY2027	FY2028	Total
VA Safety Funds								
Federal	\$199	\$187	\$199	\$201	\$0	\$0	\$0	\$787
Specialized State and Federal								
Federal	\$1,083	\$0	\$0	\$0	\$0	\$0	\$0	\$1,083
Match	\$24	\$0	\$0	\$0	\$0	\$0	\$0	\$24
TOTAL	\$1,307	\$187	\$199	\$201	\$0	\$0	\$0	\$1,895

ROUTE: 9999	PROJECT NAME				PROGRAM/SYSTEM			MPO Area
UPC: 110381	#HB2.FY17 EMMET ST. STR SCAPE & INTSECT GARVEE DEBT SERVICE				Urban			Charlottesville
Jurisdiction:	Charlottesville							
Description:								
Scope:								
Service Area / Fund	Previous	FY2023	FY2024	FY2025	FY2026	FY2027	FY2028	Total
Debt Service								
Federal	\$2,616	\$580	\$809	\$1,033	\$1,034	\$1,033	\$1,034	\$8,139

ROUTE: 9999	PROJECT NAME				PROGRAM/SYSTEM			MPO Area
UPC: 111650	#SMART18 - ROUTE 670 CONNECTOR ROAD				Secondary			NonMPO
Street Name:	RT 670 CONNECTOR ROAD							
Jurisdiction:	Greene County							
Description:	FROM: ROUTE 670 - Mile Marker 0.288 TO: ROUTE 29 - Mile Marker 1.15 (0.2760 MI)							
Scope:	New Construction Roadway							
						Start (CY)	Budget	Expenditure
						PE 2018	\$1,000	\$517
						RW 2023	\$850	\$0
						CN 2024	\$3,550	\$0
						Total	\$5,400	\$517
Service Area / Fund	Previous	FY2023	FY2024	FY2025	FY2026	FY2027	FY2028	Total
District Grant Program								
State	\$2,495	\$0	\$0	\$2,905	\$0	\$0	\$0	\$5,400

ROUTE: 9999	PROJECT NAME				PROGRAM/SYSTEM			MPO Area
UPC: 113176	WEST MAIN ST. PHASE I - RIDGE ST. TO 6TH ST. NW				Urban			NonMPO
Street Name:	WEST MAIN STREET							
Jurisdiction:	Charlottesville							
Description:	FROM: RIDGE STREET TO: 6TH STREET NW (0.1900 MI)							
Scope:	Facilities for Pedestrians and Bicycles							
						Start (CY)	Budget	Expenditure
						PE 2019	\$588	\$63
						RW 2022	\$500	\$0
						CN 2025	\$11,500	\$0
						Total	\$12,588	\$63
Service Area / Fund	Previous	FY2023	FY2024	FY2025	FY2026	FY2027	FY2028	Total
Revenue Sharing								
State	\$588	\$1,705	\$983	\$0	\$0	\$0	\$0	\$3,276
Local	\$588	\$1,705	\$983	\$0	\$0	\$0	\$0	\$3,276
Other Funds								
Other	\$6,036	\$0	\$0	\$0	\$0	\$0	\$0	\$6,036
TOTAL	\$7,211	\$3,411	\$1,966	\$0	\$0	\$0	\$0	\$12,588

ROUTE: 9999		PROJECT NAME				PROGRAM/SYSTEM		MPO Area	
UPC:	114287	CULPEPER DIST FUTURE YR FUNDS DISTRICT-WIDE RUMBLE STRIPS				Primary		NonMPO	
Jurisdiction:	Culpeper District-wide								
Description:	FROM: DISTRICT-WIDE TO: DISTRICT-WIDE								
Scope:	Safety								
Service Area / Fund	Previous	FY2023	FY2024	FY2025	FY2026	FY2027	FY2028	Total	
VA Safety Funds									
Federal	\$368	\$3,199	\$0	\$0	\$0	\$0	\$0	\$3,567	

ROUTE: 9999		PROJECT NAME				PROGRAM/SYSTEM		MPO Area	
UPC:	115476	#SMART20 - 5TH STREET SW CORRIDOR IMPROVEMENTS				Urban		Charlottesville	
Street Name:	5TH STREET					Start (CY)		Budget	Expenditure
Jurisdiction:	Charlottesville					PE	2024	\$630	\$0
Description:	FROM: RIDGE STREET TO: E. AT UNDIVIDED 5TH STREET					RW	2026	\$3,773	\$0
Scope:	Facilities for Pedestrians and Bicycles					CN	2027	\$1,700	\$0
						Total		\$6,103	\$0
Service Area / Fund	Previous	FY2023	FY2024	FY2025	FY2026	FY2027	FY2028	Total	
District Grant Program									
Federal	\$0	\$0	\$0	\$3,151	\$2,259	\$0	\$0	\$5,410	
State	\$0	\$0	\$683	\$0	\$0	\$0	\$0	\$683	
Other Funds									
Other	\$10	\$0	\$0	\$0	\$0	\$0	\$0	\$10	
TOTAL	\$10	\$0	\$683	\$3,151	\$2,259	\$0	\$0	\$6,103	

ROUTE: 9999		PROJECT NAME				PROGRAM/SYSTEM		MPO Area	
UPC:	116007	District-wide Pedestrian Crossings Installations				Other		NonMPO	
Jurisdiction:	Culpeper District-wide					Start (CY)		Budget	Expenditure
Description:	FROM: VARIOUS TO: VARIOUS					PE	2020	\$83	\$34
Scope:	Safety					RW			
						CN	2026	\$517	\$0
						Total		\$600	\$34
Service Area / Fund	Previous	FY2023	FY2024	FY2025	FY2026	FY2027	FY2028	Total	
VA Safety Funds									
Federal	\$0	\$124	\$0	\$0	\$0	\$0	\$0	\$124	
State	\$0	\$288	\$0	\$0	\$0	\$0	\$0	\$288	
Specialized State and Federal									
Federal	\$135	\$52	\$0	\$0	\$0	\$0	\$0	\$188	
TOTAL	\$135	\$465	\$0	\$0	\$0	\$0	\$0	\$600	

ROUTE: 9999		PROJECT NAME				PROGRAM/SYSTEM		MPO Area		
UPC:	116015	District-wide Centerline Rumble Strips Installations				Other		NonMPO		
Jurisdiction:	Culpeper District-wide							Start (CY)	Budget	Expenditure
Description:	FROM: VARIOUS TO: VARIOUS					PE	2020	\$2	\$2	
Scope:	Safety					RW				
					CN	2020	\$280	\$278		
					Total		\$282	\$279		
Service Area / Fund	Previous	FY2023	FY2024	FY2025	FY2026	FY2027	FY2028	Total		
VA Safety Funds										
Federal	\$0	\$24	\$94	\$0	\$0	\$0	\$0	\$118		
State	\$24	\$0	\$0	\$0	\$0	\$0	\$0	\$24		
Specialized State and Federal										
Federal	\$140	\$0	\$0	\$0	\$0	\$0	\$0	\$140		
TOTAL	\$164	\$24	\$94	\$0	\$0	\$0	\$0	\$282		

ROUTE: 9999		PROJECT NAME				PROGRAM/SYSTEM		MPO Area		
UPC:	116016	District-wide Edgeline Rumble Strips Installations				Other		NonMPO		
Jurisdiction:	Culpeper District-wide							Start (CY)	Budget	Expenditure
Description:	FROM: VARIOUS TO: VARIOUS					PE	2020	\$0	\$0	
Scope:	Safety					RW				
					CN	2020	\$2,405	\$43		
					Total		\$2,405	\$43		
Service Area / Fund	Previous	FY2023	FY2024	FY2025	FY2026	FY2027	FY2028	Total		
VA Safety Funds										
Federal	\$916	\$355	\$0	\$0	\$0	\$484	\$0	\$1,755		
State	\$36	\$0	\$0	\$0	\$0	\$0	\$0	\$36		
Specialized State and Federal										
Federal	\$473	\$140	\$0	\$0	\$0	\$0	\$0	\$614		
TOTAL	\$1,425	\$495	\$0	\$0	\$0	\$484	\$0	\$2,405		

ROUTE: 9999		PROJECT NAME				PROGRAM/SYSTEM		MPO Area		
UPC:	116897	ROUNDBOUT AT WALKER DRIVE AND EAST LEE STREET				Urban		Northern Virginia		
REPORT NOTE: Balance to be provided by locality										
Street Name:	EAST LEE STREET							Start (CY)	Budget	Expenditure
Jurisdiction:	Warrenton					PE	2025	\$107	\$0	
Description:	FROM: 0.05 MI. W. INT. WALKER DRIVE TO: 0.05 MI. E. INT. WALKER DRIVE (0.1000 MI)					RW				
Scope:	Reconstruction w/o Added Capacity					CN	2027	\$1,293	\$0	
					Total		\$1,400	\$0		
Service Area / Fund	Previous	FY2023	FY2024	FY2025	FY2026	FY2027	FY2028	Total		
Revenue Sharing										
State	\$53	\$277	\$277	\$0	\$0	\$0	\$0	\$608		
Local	\$53	\$277	\$277	\$0	\$0	\$0	\$0	\$608		
TOTAL	\$107	\$554	\$554	\$0	\$0	\$0	\$0	\$1,216		

ROUTE: 9999	PROJECT NAME				PROGRAM/SYSTEM			MPO Area	
UPC: 116905	CONNECTOR ROAD FROM BERKMAR DR. EXT. TO AIRPORT ROAD				Secondary			Charlottesville	
Street Name:	CONNECTOR ROAD						Start (CY)	Budget	Expenditure
Jurisdiction:	Albemarle County				PE	2021	\$946	\$237	
Description:	FROM: 0.23 MI. S. ROUTE 649 AIRPORT ROAD TO: 0.18 MI. N. ROUTE 649 AIRPORT ROAD (0.4100 MI)				RW	2023	\$1,812	\$0	
Scope:	New Construction Roadway				CN	2024	\$8,339	\$0	
					Total		\$11,096	\$237	
Service Area / Fund	Previous	FY2023	FY2024	FY2025	FY2026	FY2027	FY2028	Total	
Specialized State and Federal									
State	\$1,874	\$333	\$81	\$0	\$0	\$0	\$0	\$2,288	
Revenue Sharing									
State	\$0	\$1,000	\$2,684	\$0	\$0	\$0	\$0	\$3,684	
Local	\$0	\$1,000	\$2,684	\$0	\$0	\$0	\$0	\$3,684	
Other Funds									
Other	\$1,440	\$0	\$0	\$0	\$0	\$0	\$0	\$1,440	
TOTAL	\$3,314	\$2,333	\$5,449	\$0	\$0	\$0	\$0	\$11,096	

ROUTE: 9999	PROJECT NAME				PROGRAM/SYSTEM			MPO Area	
UPC: 116907	MULTI-MODAL IMPROVEMENTS (CITYWIDE) REV SHARE FY21				Urban			Charlottesville	
REPORT NOTE: Balance to be provided by locality									
Jurisdiction:	Charlottesville						Start (CY)	Budget	Expenditure
Description:	FROM: CITYWIDE TO: CITYWIDE				PE	2025	\$150	\$0	
Scope:	Facilities for Pedestrians and Bicycles				RW	2027	\$75	\$0	
					CN	2028	\$775	\$0	
					Total		\$1,000	\$0	
Service Area / Fund	Previous	FY2023	FY2024	FY2025	FY2026	FY2027	FY2028	Total	
Revenue Sharing									
State	\$75	\$319	\$0	\$0	\$0	\$0	\$0	\$394	
Local	\$75	\$319	\$0	\$0	\$0	\$0	\$0	\$394	
TOTAL	\$150	\$639	\$0	\$0	\$0	\$0	\$0	\$789	

ROUTE: 9999	PROJECT NAME				PROGRAM/SYSTEM			MPO Area	
UPC: 117406	District-wide Unsignalized Intersections Improvements				Other			NonMPO	
Jurisdiction:	Culpeper District-wide						Start (CY)	Budget	Expenditure
Description:	FROM: VARIOUS TO: VARIOUS				PE	2020	\$706	\$324	
Scope:	Safety				RW				
					CN	2022	\$1,768	\$0	
					Total		\$2,473	\$324	
Service Area / Fund	Previous	FY2023	FY2024	FY2025	FY2026	FY2027	FY2028	Total	
VA Safety Funds									
Federal	\$331	\$0	\$0	\$0	\$0	\$0	\$0	\$331	
Specialized State and Federal									
Federal	\$1,603	\$539	\$0	\$0	\$0	\$0	\$0	\$2,142	
TOTAL	\$1,934	\$539	\$0	\$0	\$0	\$0	\$0	\$2,473	

ROUTE: 9999	PROJECT NAME				PROGRAM/SYSTEM		MPO Area		
UPC: 118295	#SGR21LB - DAIRY ROAD OVER RTE 250 BYPASS (FED ID 20073)				Urban		Charlottesville		
Street Name:	DAIRY ROAD						Start (CY)	Budget	Expenditure
Jurisdiction:	Charlottesville				PE		2021	\$500	\$0
Description:	FROM: DAIRY RD OVER RTE. 250 BYPASS TO: DAIRY RD OVER RTE. 250 BYPASS				RW				
Scope:	Bridge Replacement w/o Added Capacity				CN		2024	\$6,711	\$0
					Total			\$7,211	\$0
Service Area / Fund	Previous	FY2023	FY2024	FY2025	FY2026	FY2027	FY2028	Total	
State of Good Repair									
Federal	\$1,200	\$1,450	\$3,000	\$852	\$0	\$0	\$0	\$6,502	
State	\$709	\$0	\$0	\$0	\$0	\$0	\$0	\$709	
TOTAL	\$1,909	\$1,450	\$3,000	\$852	\$0	\$0	\$0	\$7,211	

ROUTE: 9999	PROJECT NAME				PROGRAM/SYSTEM		MPO Area		
UPC: 118877	#SMART22 - RIDGE STREET SAFETY IMPROVEMENTS				Secondary		Charlottesville		
REPORT NOTE: Revised schedule required									
Street Name:	RIDGE STREET						Start (CY)	Budget	Expenditure
Jurisdiction:	Charlottesville				PE		2026	\$1,329	\$0
Description:	FROM: DIVIDED SECTION TO: MONTICELLO AVE (0.2400 MI)				RW		2028	\$2,119	\$0
Scope:	Facilities for Pedestrians and Bicycles				CN		2029	\$5,290	\$0
					Total			\$8,738	\$0
Service Area / Fund	Previous	FY2023	FY2024	FY2025	FY2026	FY2027	FY2028	Total	
District Grant Program									
State	\$4,878	\$238	\$531	\$275	\$0	\$2,815	\$0	\$8,738	

ROUTE: 9999	PROJECT NAME				PROGRAM/SYSTEM		MPO Area		
UPC: 120678	District-wide Unsignalized Intersections Improvements				Other		NonMPO		
Jurisdiction:	Culpeper District-wide						Start (CY)	Budget	Expenditure
Description:	FROM: VARIOUS TO: VARIOUS				PE				
Scope:	Safety				RW				
					CN		2022	\$662	\$45
					Total			\$662	\$45
Service Area / Fund	Previous	FY2023	FY2024	FY2025	FY2026	FY2027	FY2028	Total	
VA Safety Funds									
Federal	\$0	\$461	\$0	\$0	\$0	\$0	\$0	\$461	
Specialized State and Federal									
Federal	\$201	\$0	\$0	\$0	\$0	\$0	\$0	\$201	
TOTAL	\$201	\$461	\$0	\$0	\$0	\$0	\$0	\$662	

ROUTE: 9999		PROJECT NAME (NEW)				PROGRAM/SYSTEM		MPO Area	
UPC:	121389	EASTERN AVE SOUTH CONNECTION REVENUE SHARING				Secondary		Charlottesville	
Street Name:	Eastern Avenue South Connection					Start (CY)	Budget	Expenditure	
Jurisdiction:	Albemarle County					PE	2024	\$2,037	\$0
Description:	FROM: West Hall Drive TO: Route 250 (0.5800 MI)					RW	2028	\$1,544	\$0
Scope:	New Construction Roadway					CN	2029	\$21,126	\$0
						Total		\$24,707	\$0
Service Area / Fund	Previous	FY2023	FY2024	FY2025	FY2026	FY2027	FY2028	Total	
Revenue Sharing									
State	\$0	\$0	\$0	\$4,000	\$4,121	\$0	\$0	\$8,121	
Local	\$0	\$0	\$0	\$4,000	\$4,121	\$0	\$0	\$8,121	
TOTAL	\$0	\$0	\$0	\$8,000	\$8,242	\$0	\$0	\$16,242	

ROUTE: 9999		PROJECT NAME (NEW)				PROGRAM/SYSTEM		MPO Area	
UPC:	121852	PALMYRA SIDEWALK IMPROVEMENTS				Enhancement		NonMPO	
Street Name:	Main Street					Start (CY)	Budget	Expenditure	
Jurisdiction:	Fluvanna County					PE	2022	\$516	\$0
Description:	FROM: Palmyra Way TO: Stone Jail Street					RW	2025	\$147	\$0
Scope:	Facilities for Pedestrians and Bicycles					CN	2026	\$926	\$0
						Total		\$1,589	\$0
Service Area / Fund	Previous	FY2023	FY2024	FY2025	FY2026	FY2027	FY2028	Total	
Specialized State and Federal									
Federal	\$800	\$200	\$271	\$0	\$0	\$0	\$0	\$1,271	
Other Funds									
Other	\$200	\$50	\$68	\$0	\$0	\$0	\$0	\$318	
TOTAL	\$1,000	\$250	\$339	\$0	\$0	\$0	\$0	\$1,589	

ROUTE: 9999		PROJECT NAME				PROGRAM/SYSTEM		MPO Area	
UPC:	999997	CULPEPER SSYP				SECONDARY			
Jurisdiction:									
Description:	Funding on SSYP projects not included in the report.								
Scope:									
Service Area / Fund	Previous	FY2023	FY2024	FY2025	FY2026	FY2027	FY2028	Total	
District Grant Program									
Unpaved	\$0	\$3,473	\$3,476	\$3,476	\$3,682	\$3,682	\$3,682	\$21,473	
Specialized State and Federal									
State	\$0	\$1,021	\$1,021	\$1,021	\$1,021	\$1,021	\$1,021	\$6,126	
TOTAL	\$0	\$4,494	\$4,497	\$4,497	\$4,703	\$4,703	\$4,703	\$27,599	

ROUTE: EN22	PROJECT NAME (NEW)				PROGRAM/SYSTEM			MPO Area
UPC: 121656	CITY OF CHARLOTTESVILLE SRTS COORDINATOR/PROGRAM DEVELOPMENT				Enhancement			Charlottesville
Jurisdiction:	Charlottesville							
Description:	FROM: VARIOUS TO: VARIOUS							
Scope:	Safety and Education of Pedestrians /Bicyclisits							
Service Area / Fund	Previous	FY2023	FY2024	FY2025	FY2026	FY2027	FY2028	Total
Specialized State and Federal								
Federal	\$0	\$100	\$84	\$0	\$0	\$0	\$0	\$184
Other Funds								
Other	\$0	\$25	\$21	\$0	\$0	\$0	\$0	\$46
TOTAL	\$0	\$125	\$105	\$0	\$0	\$0	\$0	\$230

ROUTE: EN22	PROJECT NAME (NEW)				PROGRAM/SYSTEM			MPO Area
UPC: 121851	N Blue Ridge Avenue Sidewalk Extension				Urban			NonMPO
Jurisdiction:	Culpeper							
Description:	FROM: S BLUE RIDGE AVE TO: YOWELL MEADOW PARK							
Scope:	Facilities for Pedestrians and Bicycles							
						Start (CY)	Budget	Expenditure
						PE	\$98	\$0
						RW	\$14	\$0
						CN	\$741	\$0
						Total	\$853	\$0
Service Area / Fund	Previous	FY2023	FY2024	FY2025	FY2026	FY2027	FY2028	Total
Specialized State and Federal								
Federal	\$0	\$382	\$300	\$0	\$0	\$0	\$0	\$682
Other Funds								
Other	\$0	\$96	\$75	\$0	\$0	\$0	\$0	\$171
TOTAL	\$0	\$478	\$375	\$0	\$0	\$0	\$0	\$853

FREDERICKSBURG DISTRICT

2023 - 2028

FINAL

This Page Is Intentionally Left Blank

Funding Allocation Summary FREDERICKSBURG DISTRICT

Service Area / Fund Source	FY2023	FY2024	FY2025	FY2026	FY2027	FY2028	Total
High Priority Projects							
Federal	\$5,776	\$2,239	\$2,068	\$11,305	\$12,000	\$0	\$33,388
ITTF	5,000	5,000	0	0	0	0	10,000
State	8,757	5,825	3,776	8,206	9,422	0	35,985
High Priority Projects Total	\$19,533	\$13,064	\$5,843	\$19,511	\$21,422	\$0	\$79,374
District Grant Program							
Federal	\$14,737	\$14,480	\$10,111	\$6,430	\$13,703	\$15,000	\$74,462
State	17,226	16,181	22,051	25,920	18,613	17,626	117,618
Unpaved	667	619	619	462	462	462	3,292
District Grant Program Total	\$32,630	\$31,281	\$32,781	\$32,813	\$32,778	\$33,088	\$195,371
State of Good Repair							
Federal	\$10,066	\$5,266	\$25,721	\$23,990	\$24,113	\$17,974	\$107,131
State	20,008	26,323	8,588	10,047	9,434	15,615	90,016
State of Good Repair Total	\$30,074	\$31,590	\$34,309	\$34,038	\$33,547	\$33,589	\$197,147
Interstate Corridor Funds							
Federal	\$3,400	\$1,230	\$1,000	\$7,000	\$6,000	\$0	\$18,630
State	4,024	5,019	203	219	50	0	9,515
Interstate Corridor Funds Total	\$7,424	\$6,250	\$1,203	\$7,219	\$6,050	\$0	\$28,146
Special Structures							
State	\$14,337	\$12,100	\$8,180	\$2,500	\$2,907	\$0	\$40,024
Special Structures Total	\$14,337	\$12,100	\$8,180	\$2,500	\$2,907	\$0	\$40,024
VA Safety Funds							
Federal	\$3,946	\$4,104	\$3,646	\$0	\$0	\$0	\$11,695
VA Safety Funds Total	\$3,946	\$4,104	\$3,646	\$0	\$0	\$0	\$11,695
Specialized State and Federal							
Federal	\$17,837	\$18,913	\$7,941	\$1,500	\$0	\$0	\$46,192
Local	3,700	0	0	0	0	0	3,700
MPO CMAQ	2,478	3,316	2,510	2,560	2,537	2,664	16,064
MPO RSTP	3,097	9,941	10,979	8,004	8,045	2,101	42,166
State	10,643	1,443	1,443	1,443	1,443	1,443	17,860
Specialized State and Federal Total	\$37,755	\$33,613	\$22,874	\$13,508	\$12,024	\$6,208	\$125,982
Revenue Sharing							
Local	\$14,288	\$13,443	\$8,622	\$9,547	\$0	\$0	\$45,899
State	14,288	13,443	8,622	9,547	0	0	45,899
Revenue Sharing Total	\$28,575	\$26,886	\$17,244	\$19,094	\$0	\$0	\$91,799
Research & Planning							
State	\$1,660	\$0	\$0	\$0	\$0	\$0	\$1,660
Research & Planning Total	\$1,660	\$0	\$0	\$0	\$0	\$0	\$1,660

Funding Allocation Summary FREDERICKSBURG DISTRICT

Service Area / Fund Source	FY2023	FY2024	FY2025	FY2026	FY2027	FY2028	Total
Debt Service							
Federal	\$17,922	\$16,607	\$16,610	\$16,613	\$16,610	\$16,611	\$100,973
Debt Service Total	\$17,922	\$16,607	\$16,610	\$16,613	\$16,610	\$16,611	\$100,973
Other Funds							
Other	\$186,150	\$12,383	\$580	\$22,019	\$22,438	\$0	\$243,570
Other Funds Total	\$186,150	\$12,383	\$580	\$22,019	\$22,438	\$0	\$243,570
District Total	\$380,007	\$187,876	\$143,270	\$167,315	\$147,776	\$89,495	\$1,115,740

ROUTE:	PROJECT NAME		PROGRAM/SYSTEM				MPO Area	
UPC: 70712	FREDERICKSBURG DISTRICT CMAQ BALANCE ENTRY		Other				Fredericksburg	
Jurisdiction: Fredericksburg District-wide								
Description:								
Scope:								
Service Area / Fund	Previous	FY2023	FY2024	FY2025	FY2026	FY2027	FY2028	Total
Specialized State and Federal								
MPO CMAQ	\$163	\$0	\$75	\$75	\$75	\$0	\$2,664	\$3,052

ROUTE:	PROJECT NAME		PROGRAM/SYSTEM				MPO Area	
UPC: 70713	FREDERICKSBURG DISTRICT REGIONAL STP (RSTP) BALANCE ENTRY		Other				Fredericksburg	
Jurisdiction: Fredericksburg District-wide								
Description:								
Scope:								
Service Area / Fund	Previous	FY2023	FY2024	FY2025	FY2026	FY2027	FY2028	Total
Specialized State and Federal								
MPO RSTP	\$377	\$0	\$50	\$50	\$50	\$50	\$2,101	\$2,677

ROUTE:	PROJECT NAME (NEW)		PROGRAM/SYSTEM				MPO Area		
UPC: T26712	#SGR23LB RTE 1 OLD RAPPAHANNOCK CANAL ID 20249 BRDG REPLACE		Primary				Fredericksburg		
REPORT NOTE: Revised estimate required									
Street Name:	EMANCIPATION HIGHWAY					Start (CY)	Budget	Expenditure	
Jurisdiction:	Fredericksburg					PE	2022	\$3,000	\$0
Description:	FROM: OLD RAPPAHANNOCK CANAL TO: OLD RAPPAHANNOCK CANAL (0.2000 MI)					RW	2025	\$2,500	\$0
Scope:	Bridge Replacement w/o Added Capacity					CN	2025	\$16,000	\$0
						Total		\$21,500	\$0
Service Area / Fund	Previous	FY2023	FY2024	FY2025	FY2026	FY2027	FY2028	Total	
State of Good Repair									
Federal	\$0	\$0	\$0	\$0	\$0	\$91	\$1,008	\$1,099	
State	\$144	\$852	\$948	\$1,029	\$1,021	\$916	\$0	\$4,910	
Specialized State and Federal									
Federal	\$0	\$9,636	\$0	\$0	\$0	\$0	\$0	\$9,636	
TOTAL	\$144	\$10,488	\$948	\$1,029	\$1,021	\$1,006	\$1,008	\$15,644	

ROUTE: 0001		PROJECT NAME				PROGRAM/SYSTEM		MPO Area	
UPC:	102936	#SGR19VB - RT 1 over Potomac Creek Bridge Replacement				Primary		Fredericksburg	
Street Name:	Jefferson Davis Highway					Start (CY)		Budget	Expenditure
Jurisdiction:	Stafford County					PE	2013	\$811	\$811
Description:	FROM: 0.096 Miles South of Potomac Creek TO: 0.133 Miles North of Potomac Creek (0.2290 MI)					RW	2018	\$660	\$313
Scope:	Bridge Replacement w/o Added Capacity					CN	2020	\$5,537	\$5,342
						Total		\$7,007	\$6,466
Service Area / Fund	Previous	FY2023	FY2024	FY2025	FY2026	FY2027	FY2028	Total	
State of Good Repair									
Federal	\$4,095	\$1,807	\$0	\$0	\$0	\$0	\$0	\$5,902	
Specialized State and Federal									
Federal	\$504	\$0	\$0	\$0	\$0	\$0	\$0	\$504	
Match	\$30	\$0	\$0	\$0	\$0	\$0	\$0	\$30	
Local	\$48	\$0	\$0	\$0	\$0	\$0	\$0	\$48	
Legacy CN Formula									
Federal	\$186	\$0	\$0	\$0	\$0	\$0	\$0	\$186	
State	\$337	\$0	\$0	\$0	\$0	\$0	\$0	\$337	
TOTAL	\$5,200	\$1,807	\$0	\$0	\$0	\$0	\$0	\$7,007	

ROUTE: 0001		PROJECT NAME				PROGRAM/SYSTEM		MPO Area	
UPC:	103085	#HB2.FY17 RTE 1/630 AREA CORRIDOR ROAD IMPROVEMENTS				Primary		Fredericksburg	
Street Name:	Jefferson Davis Highway					Start (CY)		Budget	Expenditure
Jurisdiction:	Stafford County					PE	2013	\$1,109	\$398
Description:	FROM: 0.207 Mi North of Route 687 Hope Road TO: 0.204 Mi South of Route 630 (Courthouse Road) (0.6550 MI)					RW	2018	\$10,054	\$2,961
Scope:	Reconstruction w/ Added Capacity					CN	2022	\$9,222	\$0
						Total		\$20,385	\$3,359
Service Area / Fund	Previous	FY2023	FY2024	FY2025	FY2026	FY2027	FY2028	Total	
District Grant Program									
State	\$4,646	\$0	\$0	\$0	\$0	\$0	\$0	\$4,646	
Revenue Sharing									
State	\$4,306	\$1,645	\$1,720	\$0	\$0	\$0	\$0	\$7,671	
Local	\$4,306	\$1,645	\$1,720	\$0	\$0	\$0	\$0	\$7,671	
Other Funds									
Other	\$398	\$0	\$0	\$0	\$0	\$0	\$0	\$398	
TOTAL	\$13,655	\$3,290	\$3,440	\$0	\$0	\$0	\$0	\$20,385	

ROUTE: 0001	PROJECT NAME				PROGRAM/SYSTEM			MPO Area	
UPC: 109467	#HB2.FY17 - SAFETY IMPRV RTE 1 TELEGRAPH/WOODSTOCK				Primary			Fredericksburg	
Street Name:	TELEGRAPH ROAD						Start (CY)	Budget	Expenditure
Jurisdiction:	Stafford County				PE		2017	\$1,409	\$99
Description:	FROM: 0.082 Miles S. of Route 637 (Telegraph Rd) TO: 0.184 Miles N. of Route 639 (Woodstock Ln) (0.7040 MI)				RW		2020	\$2,154	\$1
Scope:	Safety				CN		2022	\$6,771	\$0
					Total			\$10,334	\$100
Service Area / Fund	Previous	FY2023	FY2024	FY2025	FY2026	FY2027	FY2028	Total	
District Grant Program									
Federal	\$3,068	\$1,348	\$400	\$0	\$0	\$0	\$0	\$4,816	
State	\$2,709	\$0	\$0	\$0	\$0	\$0	\$0	\$2,709	
Specialized State and Federal									
MPO RSTP	\$525	\$0	\$0	\$0	\$0	\$0	\$0	\$525	
Local	\$200	\$0	\$0	\$0	\$0	\$0	\$0	\$200	
Other Funds									
Other	\$2,085	\$0	\$0	\$0	\$0	\$0	\$0	\$2,085	
TOTAL	\$8,587	\$1,348	\$400	\$0	\$0	\$0	\$0	\$10,334	

ROUTE: 0001	PROJECT NAME				PROGRAM/SYSTEM			MPO Area	
UPC: 109474	#HB2.FY17 -- NEW COMMUTER PRKG LOT RTE 1 AT COMMONWEALTH DR				Primary			Fredericksburg	
Street Name:	Jefferson Davis Highway						Start (CY)	Budget	Expenditure
Jurisdiction:	Spotsylvania County				PE		2016	\$1,296	\$1,296
Description:	FROM: 0.234 MI. SOUTH OF COMM. DR. TO: 0.175 MI. NORTH OF COMM. DR. (0.4090 MI)				RW		2018	\$4,472	\$4,339
Scope:	Safety				CN		2021	\$11,719	\$4,318
					Total			\$17,487	\$9,953
Service Area / Fund	Previous	FY2023	FY2024	FY2025	FY2026	FY2027	FY2028	Total	
High Priority Projects									
Federal	\$8,268	\$4,093	\$0	\$0	\$0	\$0	\$0	\$12,360	
State	\$3,856	\$0	\$0	\$0	\$0	\$0	\$0	\$3,856	
Other Funds									
Other	\$1,270	\$0	\$0	\$0	\$0	\$0	\$0	\$1,270	
TOTAL	\$13,395	\$4,093	\$0	\$0	\$0	\$0	\$0	\$17,487	

ROUTE: 0001	PROJECT NAME				PROGRAM/SYSTEM			MPO Area	
UPC: 110913	#SMART18 - LAFAYETTE BLVD AND HARRISON RD INTERSECT. IMPROVE				Primary			Fredericksburg	
REPORT NOTE: Funded to anticipated award estimate									
Street Name:	Lafayette Blvd						Start (CY)	Budget	Expenditure
Jurisdiction:	Spotsylvania County				PE		2018	\$232	\$232
Description:	FROM: 0.003 MI N of Int RTE 620 (Harrison Rd) TO: 0.007 MI N of INT RTE 686 (Lee Street) (0.0690 MI)				RW		2020	\$208	\$171
Scope:	Safety				CN		2021	\$489	\$409
					Total			\$929	\$812
Service Area / Fund	Previous	FY2023	FY2024	FY2025	FY2026	FY2027	FY2028	Total	
District Grant Program									
State	\$674	\$148	\$0	\$0	\$0	\$0	\$0	\$822	
Specialized State and Federal									
MPO CMAQ	\$137	\$0	\$0	\$0	\$0	\$0	\$0	\$137	
TOTAL	\$811	\$148	\$0	\$0	\$0	\$0	\$0	\$959	

ROUTE: 0001		PROJECT NAME				PROGRAM/SYSTEM		MPO Area	
UPC:	110914	#SMART18 - I-95 EXIT 126, RTE 1 SB ONTO SOUTHPOINT PKWY				Primary		Fredericksburg	
Street Name:	Route 1					Start (CY)	Budget	Expenditure	
Jurisdiction:	Spotsylvania County					PE	2017	\$1,503	\$1,507
Description:	FROM: 0.058 Mi. SOUTH OF INT. RTE 1 & RTE 711 TO: 0.065 Mi. NORTH OF INT. RTE 1 & I-95 EXIT 126 RAMP C (0.4550 MI)					RW	2020	\$1,043	\$537
Scope:	Reconstruction w/ Added Capacity					CN	2021	\$11,948	\$0
						Total		\$14,495	\$2,044
Service Area / Fund	Previous	FY2023	FY2024	FY2025	FY2026	FY2027	FY2028	Total	
District Grant Program									
Federal	\$4,674	\$6,387	\$0	\$0	\$0	\$0	\$0	\$0	\$11,060
State	\$587	\$1,097	\$0	\$0	\$0	\$0	\$0	\$0	\$1,685
Specialized State and Federal									
Local	\$1,750	\$0	\$0	\$0	\$0	\$0	\$0	\$0	\$1,750
TOTAL	\$7,011	\$7,484	\$0	\$0	\$0	\$0	\$0	\$0	\$14,495

ROUTE: 0001		PROJECT NAME				PROGRAM/SYSTEM		MPO Area	
UPC:	110932	#SMART18 - TWIN LAKE-KENSINGTON BIKE/PED CONNECTOR				Primary		Fredericksburg	
Street Name:	Lafayette Boulevard					Start (CY)	Budget	Expenditure	
Jurisdiction:	Fredericksburg					PE	2020	\$500	\$201
Description:	FROM: Twin Lakes Drive TO: Saint Paul Street					RW	2024	\$700	\$0
Scope:	Facilities for Pedestrians and Bicycles					CN	2025	\$782	\$0
						Total		\$1,982	\$201
Service Area / Fund	Previous	FY2023	FY2024	FY2025	FY2026	FY2027	FY2028	Total	
High Priority Projects									
State	\$1,166	\$316	\$0	\$0	\$0	\$0	\$0	\$0	\$1,482
Specialized State and Federal									
MPO CMAQ	\$500	\$0	\$0	\$0	\$0	\$0	\$0	\$0	\$500
TOTAL	\$1,666	\$316	\$0	\$0	\$0	\$0	\$0	\$0	\$1,982

ROUTE: 0001		PROJECT NAME				PROGRAM/SYSTEM		MPO Area	
UPC:	111406	#SGR17VB - BRIDGE REPLACE RT 1 CHOPAWAMSIC CREEK ID 18057				Primary		Fredericksburg	
Street Name:	JEFFERSON DAVIS HIGHWAY					Start (CY)	Budget	Expenditure	
Jurisdiction:	Stafford County					PE	2018	\$1,000	\$737
Description:	FROM: 0.365 Miles South of Russell Road TO: 0.086 Miles South of Russell Road (0.2790 MI)					RW	2021	\$940	\$16
Scope:	Bridge Replacement w/o Added Capacity					CN	2023	\$6,730	\$0
						Total		\$8,670	\$754
Service Area / Fund	Previous	FY2023	FY2024	FY2025	FY2026	FY2027	FY2028	Total	
State of Good Repair									
Federal	\$1,125	\$1,681	\$0	\$2,818	\$0	\$0	\$0	\$0	\$5,625
State	\$350	\$0	\$695	\$0	\$0	\$0	\$0	\$0	\$1,045
Legacy CN Formula									
State	\$2,000	\$0	\$0	\$0	\$0	\$0	\$0	\$0	\$2,000
TOTAL	\$3,475	\$1,681	\$695	\$2,818	\$0	\$0	\$0	\$0	\$8,670

ROUTE: 0001	PROJECT NAME				PROGRAM/SYSTEM		MPO Area		
UPC: 113997	ROUTE 1 SAFETY UPGRADES AT THE PRINCESS ANNE/HANSON INTX				Primary		Fredericksburg		
Street Name:	EMANCIPATION HIGHWAY						Start (CY)	Budget	Expenditure
Jurisdiction:	Fredericksburg				PE		2020	\$300	\$122
Description:	FROM: 0.049 MI. SOUTH OF HANSON AVE TO: 0.069 MI. NORTH OF HANSON AVE (0.1180 MI)				RW		2023	\$300	\$0
Scope:	Safety				CN		2024	\$660	\$0
					Total			\$1,260	\$122
Service Area / Fund	Previous	FY2023	FY2024	FY2025	FY2026	FY2027	FY2028	Total	
VA Safety Funds									
Federal	\$480	\$280	\$0	\$0	\$0	\$0	\$0	\$760	
Specialized State and Federal									
Federal	\$500	\$0	\$0	\$0	\$0	\$0	\$0	\$500	
TOTAL	\$980	\$280	\$0	\$0	\$0	\$0	\$0	\$1,260	

ROUTE: 0001	PROJECT NAME				PROGRAM/SYSTEM		MPO Area		
UPC: 115117	#SMART20 US ROUTE 1/FALL HILL AVE INTERSECTION IMPROVEMENTS				Primary		Fredericksburg		
Street Name:	JEFFERSON DAVIS HIGHWAY						Start (CY)	Budget	Expenditure
Jurisdiction:	Fredericksburg				PE		2019	\$800	\$281
Description:	FROM: 0.088 Mi. South of Fall Hill Avenue TO: 0.158 Mi. North of Fall Hill Avenue (0.2410 MI)				RW		2023	\$2,900	\$0
Scope:	Traffic Management/Engineering				CN		2024	\$3,500	\$0
					Total			\$7,200	\$281
Service Area / Fund	Previous	FY2023	FY2024	FY2025	FY2026	FY2027	FY2028	Total	
High Priority Projects									
Federal	\$0	\$184	\$1,675	\$1,768	\$0	\$0	\$0	\$3,626	
District Grant Program									
Federal	\$400	\$500	\$1,173	\$0	\$0	\$0	\$0	\$2,073	
State	\$400	\$1,101	\$0	\$0	\$0	\$0	\$0	\$1,501	
TOTAL	\$800	\$1,784	\$2,848	\$1,768	\$0	\$0	\$0	\$7,200	

ROUTE: 0001	PROJECT NAME				PROGRAM/SYSTEM		MPO Area		
UPC: 115123	#SMART20 LAFAYETTE BLVD/KENMORE AVE/CHARLES ST ROUNDABOUTS				Primary		Fredericksburg		
Street Name:	LAFAYETTE BLVD						Start (CY)	Budget	Expenditure
Jurisdiction:	Fredericksburg				PE		2022	\$700	\$35
Description:	FROM: KENMORE AVE TO: CHARLES ST (0.1000 MI)				RW		2025	\$1,800	\$0
Scope:	Reconstruction w/o Added Capacity				CN		2026	\$3,300	\$0
					Total			\$5,800	\$35
Service Area / Fund	Previous	FY2023	FY2024	FY2025	FY2026	FY2027	FY2028	Total	
District Grant Program									
Federal	\$0	\$0	\$800	\$1,179	\$0	\$0	\$0	\$1,979	
Specialized State and Federal									
State	\$12	\$0	\$0	\$0	\$0	\$0	\$0	\$12	
MPO CMAQ	\$1,047	\$512	\$358	\$750	\$0	\$0	\$0	\$2,667	
MPO RSTP	\$366	\$576	\$200	\$0	\$0	\$0	\$0	\$1,142	
TOTAL	\$1,425	\$1,089	\$1,358	\$1,929	\$0	\$0	\$0	\$5,800	

ROUTE: 0001	PROJECT NAME				PROGRAM/SYSTEM		MPO Area		
UPC: 115614	ROUTE 1 AND MARKET STREET TURN LANE				Primary		Fredericksburg		
Street Name:	Jefferson Davis Highway						Start (CY)	Budget	Expenditure
Jurisdiction:	Spotsylvania County				PE	2019	\$650	\$463	
Description:	FROM: 0.052 MI S of Market Street TO: 0.100 MI N of Market Street (0.1520 MI)				RW	2021	\$1,159	\$840	
Scope:	Safety				CN	2022	\$3,417	\$0	
					Total		\$5,225	\$1,303	
Service Area / Fund	Previous	FY2023	FY2024	FY2025	FY2026	FY2027	FY2028	Total	
Specialized State and Federal									
Federal	\$149	\$0	\$0	\$0	\$0	\$0	\$0	\$149	
Match	\$1	\$0	\$0	\$0	\$0	\$0	\$0	\$1	
MPO CMAQ	\$4,275	\$218	\$0	\$0	\$0	\$0	\$0	\$4,493	
MPO RSTP	\$1,243	\$129	\$0	\$0	\$0	\$0	\$0	\$1,372	
TOTAL	\$5,668	\$347	\$0	\$0	\$0	\$0	\$0	\$6,014	

ROUTE: 0001	PROJECT NAME				PROGRAM/SYSTEM		MPO Area		
UPC: 118980	#SMART22 - LAFAYETTE BLVD MULTIMODAL IMPROVEMENTS				Primary		Fredericksburg		
Street Name:	Lafayette Boulevard						Start (CY)	Budget	Expenditure
Jurisdiction:	Fredericksburg				PE	2022	\$1,134	\$5	
Description:	FROM: 2807 Lafayette Boulevard TO: 2017 Lafayette Boulevard (0.2400 MI)				RW	2024	\$5,226	\$0	
Scope:	Facilities for Pedestrians and Bicycles				CN	2025	\$5,421	\$0	
					Total		\$11,782	\$5	
Service Area / Fund	Previous	FY2023	FY2024	FY2025	FY2026	FY2027	FY2028	Total	
High Priority Projects									
Federal	\$0	\$0	\$0	\$0	\$1,494	\$953	\$0	\$2,447	
State	\$0	\$0	\$0	\$0	\$3,806	\$5,529	\$0	\$9,335	
TOTAL	\$0	\$0	\$0	\$0	\$5,300	\$6,482	\$0	\$11,782	

ROUTE: 0001	PROJECT NAME				PROGRAM/SYSTEM		MPO Area		
UPC: 119114	#SMART22-US ROUTE 1- AUGUSTINE AVENUE INTERSECTION				Primary		Fredericksburg		
Street Name:	JEFFERSON DAVIS HWY						Start (CY)	Budget	Expenditure
Jurisdiction:	Fredericksburg				PE	2021	\$597	\$15	
Description:	FROM: US 1 TO: US 1 (0.2000 MI)				RW	2024	\$158	\$0	
Scope:	Reconstruction w/o Added Capacity				CN	2026	\$1,938	\$0	
					Total		\$2,693	\$15	
Service Area / Fund	Previous	FY2023	FY2024	FY2025	FY2026	FY2027	FY2028	Total	
District Grant Program									
Federal	\$1,500	\$0	\$0	\$0	\$0	\$0	\$0	\$1,500	
State	\$116	\$1,077	\$0	\$0	\$0	\$0	\$0	\$1,193	
TOTAL	\$1,616	\$1,077	\$0	\$0	\$0	\$0	\$0	\$2,693	

ROUTE: 0001		PROJECT NAME				PROGRAM/SYSTEM		MPO Area	
UPC:	119189	#SMART22 - RTE 1/208 AREA MULTIMODAL & REVITALIZATION IMPR				Primary		Fredericksburg	
Street Name:	JEFFERSON DAVIS HIGHWAY					Start (CY)	Budget	Expenditure	
Jurisdiction:	Spotsylvania County					PE	2021	\$2,166	\$8
Description:	FROM: INDUSTRIAL DRIVE TO: MARKET STREET (0.8000 MI)					RW	2025	\$9,661	\$0
Scope:	Reconstruction w/ Added Capacity					CN	2026	\$14,185	\$0
						Total		\$26,011	\$8
Service Area / Fund	Previous	FY2023	FY2024	FY2025	FY2026	FY2027	FY2028	Total	
District Grant Program									
Federal	\$1,075	\$800	\$1,655	\$4,906	\$0	\$2,916	\$0	\$11,353	
State	\$0	\$45	\$6	\$807	\$0	\$0	\$0	\$858	
Specialized State and Federal									
MPO CMAQ	\$101	\$0	\$38	\$38	\$1,347	\$0	\$0	\$1,524	
MPO RSTP	\$70	\$95	\$14	\$14	\$108	\$0	\$0	\$300	
Other Funds									
Other	\$0	\$0	\$5,988	\$0	\$5,988	\$0	\$0	\$11,975	
TOTAL	\$1,246	\$940	\$7,701	\$5,765	\$7,443	\$2,916	\$0	\$26,011	

ROUTE: 0001		PROJECT NAME (NEW)				PROGRAM/SYSTEM		MPO Area	
UPC:	120935	US 1 & LAYHILL ROAD INTERSECTION IMPROVEMENTS				Secondary		Fredericksburg	
Jurisdiction:	Stafford County					Start (CY)	Budget	Expenditure	
Description:	FROM: INTERSECTION OF RT 1 & LAYHILL RD (624) TO: INTERSECTION OF RT 1 & LAYHILL RD (624)					PE	2026	\$1,060	\$0
Scope:	Reconstruction w/o Added Capacity					RW	2028	\$2,279	\$0
						CN	2029	\$6,057	\$0
						Total		\$9,395	\$0
Service Area / Fund	Previous	FY2023	FY2024	FY2025	FY2026	FY2027	FY2028	Total	
Revenue Sharing									
State	\$0	\$0	\$0	\$1,324	\$1,000	\$0	\$0	\$2,324	
Local	\$0	\$0	\$0	\$1,324	\$1,000	\$0	\$0	\$2,324	
TOTAL	\$0	\$0	\$0	\$2,649	\$2,000	\$0	\$0	\$4,649	

ROUTE: 0001		PROJECT NAME (NEW)				PROGRAM/SYSTEM		MPO Area	
UPC:	121686	#SGR23VB RTE 1 RAPPAHANNOCK RIVER ID 18062 BRIDGE REHAB				Primary		Fredericksburg	
Street Name:	CAMBRIDGE STREET					Start (CY)	Budget	Expenditure	
Jurisdiction:	Stafford County					PE	2026	\$3,935	\$0
Description:	FROM: RAPPAHANNOCK RIVER TO: RAPPAHANNOCK RIVER (0.5000 MI)					RW	2030	\$4,658	\$0
Scope:	Bridge Rehab w/o Added Capacity					CN	2031	\$42,618	\$0
						Total		\$51,211	\$0
Service Area / Fund	Previous	FY2023	FY2024	FY2025	FY2026	FY2027	FY2028	Total	
State of Good Repair									
Federal	\$0	\$0	\$2,000	\$4,335	\$17,942	\$20,139	\$3,314	\$47,730	
State	\$0	\$0	\$2,840	\$11	\$0	\$0	\$630	\$3,481	
TOTAL	\$0	\$0	\$4,840	\$4,346	\$17,942	\$20,139	\$3,944	\$51,211	

ROUTE: 0001	PROJECT NAME (NEW)				PROGRAM/SYSTEM		MPO Area		
UPC: 121687	#SGR23LB RTE 1 RAPPAHANNOCK RIVER ID 18062 BRIDGE REHAB				Primary		Fredericksburg		
Jurisdiction: Fredericksburg							Start (CY)	Budget	Expenditure
Description: FROM: RAPPAHANNOCK RIVER TO: RAPPAHANNOCK RIVER					PE	2026	\$689	\$0	
Scope: Bridge Rehab w/o Added Capacity					RW	2030	\$816	\$0	
					CN	2031	\$7,462	\$0	
					Total		\$8,966	\$0	
Service Area / Fund	Previous	FY2023	FY2024	FY2025	FY2026	FY2027	FY2028	Total	
Specialized State and Federal									
Federal	\$0	\$0	\$3,529	\$5,438	\$0	\$0	\$0	\$8,966	

ROUTE: 0001	PROJECT NAME				PROGRAM/SYSTEM		MPO Area		
UPC: 121802	RTE 1 AND EXIT 126 SB IMPROVEMENTS				Primary		Fredericksburg		
Street Name: Route 1							Start (CY)	Budget	Expenditure
Jurisdiction: Spotsylvania County					PE	2025	\$2,623	\$0	
Description: FROM: 0.1 Mi North of Market Street TO: 0.1 Mi South of I-95 SB On-ramp					RW	2029	\$580	\$0	
Scope: Reconstruction w/ Added Capacity					CN	2029	\$19,231	\$0	
					Total		\$22,435	\$0	
Service Area / Fund	Previous	FY2023	FY2024	FY2025	FY2026	FY2027	FY2028	Total	
Specialized State and Federal									
MPO CMAQ	\$0	\$0	\$0	\$10	\$17	\$424	\$0	\$451	
MPO RSTP	\$0	\$0	\$0	\$537	\$174	\$619	\$0	\$1,330	
TOTAL	\$0	\$0	\$0	\$546	\$191	\$1,043	\$0	\$1,781	

ROUTE: 0002	PROJECT NAME				PROGRAM/SYSTEM		MPO Area		
UPC: 115119	#SMART20 DIXON STREET/LANSDOWNE ROAD INX IMPROVEMENTS				Urban		Fredericksburg		
Jurisdiction: Fredericksburg							Start (CY)	Budget	Expenditure
Description: FROM: INTERSECTION OF ROUTE 2 (DIXON STREET) AND TO: ROUTE 638 (LANSDOWNE ROAD) (0.1100 MI)					PE	2022	\$400	\$10	
Scope: Reconstruction w/ Added Capacity					RW	2024	\$700	\$0	
					CN	2024	\$1,100	\$0	
					Total		\$2,200	\$10	
Service Area / Fund	Previous	FY2023	FY2024	FY2025	FY2026	FY2027	FY2028	Total	
District Grant Program									
Federal	\$0	\$0	\$1,120	\$0	\$0	\$0	\$0	\$1,120	
State	\$750	\$250	\$80	\$0	\$0	\$0	\$0	\$1,080	
TOTAL	\$750	\$250	\$1,200	\$0	\$0	\$0	\$0	\$2,200	

ROUTE: 0002	PROJECT NAME				PROGRAM/SYSTEM		MPO Area		
UPC: 119110	#SMART22 - RT2&17 WIDENING FROM CITY LINE TO SHANNON AIRPORT				Primary		Fredericksburg		
Street Name: Tidewater Trail							Start (CY)	Budget	Expenditure
Jurisdiction: Spotsylvania County					PE	2021	\$3,066	\$231	
Description: FROM: Fredericksburg City Line TO: Shannon Airport (1.1800 MI)					RW	2025	\$15,194	\$0	
Scope: Reconstruction w/ Added Capacity					CN	2026	\$22,624	\$0	
					Total		\$40,885	\$231	
Service Area / Fund	Previous	FY2023	FY2024	FY2025	FY2026	FY2027	FY2028	Total	
District Grant Program									
State	\$9,499	\$1,992	\$0	\$3,000	\$5,458	\$0	\$0	\$19,949	
Other Funds									
Other	\$0	\$0	\$0	\$0	\$3,066	\$17,870	\$0	\$20,936	
TOTAL	\$9,499	\$1,992	\$0	\$3,000	\$8,524	\$17,870	\$0	\$40,885	

ROUTE: 0003	PROJECT NAME		PROGRAM/SYSTEM				MPO Area	
UPC: T25394	#SS - NORRIS BRIDGE		Primary				NonMPO	
Jurisdiction: Fredericksburg								
Description:								
Scope:								
Service Area / Fund	Previous	FY2023	FY2024	FY2025	FY2026	FY2027	FY2028	Total
Special Structures								
State	\$0	\$0	\$0	\$1,000	\$1,000	\$2,907	\$0	\$4,907

ROUTE: 0003	PROJECT NAME		PROGRAM/SYSTEM				MPO Area	
UPC: 109471	#HB2.FY17 - INT. IMPROVEMENTS ROUTES 17B/14/3		Primary				Hampton Roads	
REPORT NOTE: Funded to anticipated award estimate								
Street Name: Main Street					Start (CY)	Budget	Expenditure	
Jurisdiction: Gloucester County					PE	2017	\$275	\$260
Description: FROM: 0.057 MI NORTH OF 3/14/17B INTERSECTION TO: INTERSECTION OF ROUTE 3/14/17B (0.0570 MI)					RW	2019	\$42	\$42
					CN	2020	\$1,183	\$918
Scope: Reconstruction w/o Added Capacity					Total		\$1,500	\$1,219
Service Area / Fund	Previous	FY2023	FY2024	FY2025	FY2026	FY2027	FY2028	Total
District Grant Program								
State	\$1,269	\$0	\$0	\$0	\$0	\$0	\$0	\$1,269

ROUTE: 0003	PROJECT NAME		PROGRAM/SYSTEM				MPO Area	
UPC: 109478	#HB2.FY17 RTE 3 PASSING LANES POTOMAC MILLS/FLAT IRON		Primary				NonMPO	
Street Name: Kings Highway					Start (CY)	Budget	Expenditure	
Jurisdiction: Westmoreland County					PE	2016	\$1,400	\$1,272
Description: FROM: 1.331 Mi W of Int. Rte. 624 TO: 0.206 Mi E of Int. Rte. 624 (1.5340 MI)					RW	2018	\$1,600	\$483
					CN	2020	\$5,167	\$5,094
Scope: Reconstruction w/ Added Capacity					Total		\$8,167	\$6,850
Service Area / Fund	Previous	FY2023	FY2024	FY2025	FY2026	FY2027	FY2028	Total
High Priority Projects								
GARVEE	\$826	\$0	\$0	\$0	\$0	\$0	\$0	\$826
District Grant Program								
GARVEE	\$6,096	\$0	\$0	\$0	\$0	\$0	\$0	\$6,096
Specialized State and Federal								
Federal	\$583	\$0	\$0	\$0	\$0	\$0	\$0	\$583
Legacy CN Formula								
Federal	\$184	\$0	\$0	\$0	\$0	\$0	\$0	\$184
Match	\$192	\$0	\$0	\$0	\$0	\$0	\$0	\$192
State	\$286	\$0	\$0	\$0	\$0	\$0	\$0	\$286
TOTAL	\$8,167	\$0	\$0	\$0	\$0	\$0	\$0	\$8,167

ROUTE: 0003	PROJECT NAME				PROGRAM/SYSTEM		MPO Area	
UPC: 110384	#HB2.FY17 RT 3 PASS LA PMAC MILS/FL IRON GARVEE DEBT SERVICE				Primary		NonMPO	
Jurisdiction: Westmoreland County								
Description:								
Scope:								
Service Area / Fund	Previous	FY2023	FY2024	FY2025	FY2026	FY2027	FY2028	Total
Debt Service								
Federal	\$3,792	\$709	\$709	\$709	\$709	\$709	\$709	\$8,044

ROUTE: 0003	PROJECT NAME				PROGRAM/SYSTEM		MPO Area	
UPC: 110822	#SGR18LB - Local RT 3 (BUS) RAPP RIVER, BR REPLAC, ID18073				Primary		Fredericksburg	
Street Name: William Street								
Jurisdiction: Fredericksburg								
Description: FROM: 0.044 MI. WEST CITY/COUNTY LINE TO: CITY/COUNTY LINE (0.0440 MI)								
Scope: Bridge Rehab w/o Added Capacity								
Service Area / Fund	Previous	FY2023	FY2024	FY2025	FY2026	FY2027	FY2028	Total
State of Good Repair								
Federal	\$1,007	\$50	\$0	\$0	\$0	\$0	\$0	\$1,057
State	\$2,453	\$0	\$0	\$0	\$0	\$0	\$0	\$2,453
Specialized State and Federal								
Federal	\$6	\$0	\$0	\$0	\$0	\$0	\$0	\$6
Match	\$2	\$0	\$0	\$0	\$0	\$0	\$0	\$2
Legacy CN Formula								
State	\$41	\$0	\$0	\$0	\$0	\$0	\$0	\$41
TOTAL	\$3,509	\$50	\$0	\$0	\$0	\$0	\$0	\$3,559

ROUTE: 0003	PROJECT NAME				PROGRAM/SYSTEM		MPO Area	
UPC: 113172	RTE 3 OPERATIONAL IMPROVEMENTS				Primary		Fredericksburg	
Street Name: PLANK ROAD								
Jurisdiction: Spotsylvania County								
Description: FROM: 0.240 MI. E. INT. BRAGG ROAD (ROUTE 639) TO: 0.791 MI. W. INT. BRAGG ROAD (ROUTE 639) (0.8000 MI)								
Scope: Traffic Management/Engineering								
Service Area / Fund	Previous	FY2023	FY2024	FY2025	FY2026	FY2027	FY2028	Total
Revenue Sharing								
State	\$1,006	\$1,000	\$494	\$0	\$0	\$0	\$0	\$2,500
Local	\$1,006	\$1,000	\$494	\$0	\$0	\$0	\$0	\$2,500
TOTAL	\$2,012	\$2,000	\$988	\$0	\$0	\$0	\$0	\$5,000

ROUTE: 0003		PROJECT NAME				PROGRAM/SYSTEM		MPO Area	
UPC:	115124	#SMART20 ROUTE 3 STARS AND I-95 OFF-RAMP IMPROVEMENTS				Primary		Fredericksburg	
Street Name:	PLANK ROAD					Start (CY)		Budget	Expenditure
Jurisdiction:	Fredericksburg					PE	2022	\$1,600	\$16
Description:	FROM: GATEWAY BLVD TO: DIXON STREET (2.6000 MI)					RW	2025	\$1,000	\$0
Scope:	Reconstruction w/o Added Capacity					CN	2026	\$8,900	\$0
						Total		\$11,500	\$16
Service Area / Fund	Previous	FY2023	FY2024	FY2025	FY2026	FY2027	FY2028	Total	
High Priority Projects									
State	\$0	\$1,600	\$3,800	\$3,776	\$0	\$0	\$0	\$9,176	
Specialized State and Federal									
MPO CMAQ	\$0	\$0	\$1,640	\$380	\$0	\$0	\$0	\$2,020	
MPO RSTP	\$0	\$0	\$129	\$176	\$0	\$0	\$0	\$305	
TOTAL	\$0	\$1,600	\$5,569	\$4,331	\$0	\$0	\$0	\$11,500	

ROUTE: 0003		PROJECT NAME				PROGRAM/SYSTEM		MPO Area	
UPC:	115632	#SMART20 ROUTE 624 - EXPANDED TURN LANE FOR FLAT IRON ROAD				Primary		NonMPO	
Street Name:	Kings Highway					Start (CY)		Budget	Expenditure
Jurisdiction:	Westmoreland County					PE	2019	\$66	\$66
Description:	FROM: 0.103 MI W. of Int. Rte. 624 (Flat Iron Road) TO: 0.011 MI. E. of Int. Rte. 624 (Flat Iron Road) (0.1140 MI)					RW	2020	\$20	\$17
Scope:	Reconstruction w/ Added Capacity					CN	2020	\$335	\$143
						Total		\$422	\$226
Service Area / Fund	Previous	FY2023	FY2024	FY2025	FY2026	FY2027	FY2028	Total	
District Grant Program									
State	\$422	\$0	\$0	\$0	\$0	\$0	\$0	\$422	

ROUTE: 0003		PROJECT NAME				PROGRAM/SYSTEM		MPO Area	
UPC:	115633	#SMART20 KILMARNOCK RIGHT TURN LANE				Primary		NonMPO	
Street Name:	Route 3 - N. Main Street					Start (CY)		Budget	Expenditure
Jurisdiction:	Lancaster County					PE	2021	\$300	\$7
Description:	FROM: Route 3 - N. Main Street TO: Route 688					RW	2023	\$200	\$0
Scope:	Reconstruction w/ Added Capacity					CN	2025	\$600	\$0
						Total		\$1,100	\$7
Service Area / Fund	Previous	FY2023	FY2024	FY2025	FY2026	FY2027	FY2028	Total	
District Grant Program									
State	\$1,100	\$0	\$0	\$0	\$0	\$0	\$0	\$1,100	

ROUTE: 0003		PROJECT NAME				PROGRAM/SYSTEM		MPO Area	
UPC:	119107	#SMART22 - INTERSECTION IMP @ RT. 3 AND RT. 605				Primary		NonMPO	
Street Name:	Route 3					Start (CY)		Budget	Expenditure
Jurisdiction:	Lancaster County					PE	2021	\$700	\$35
Description:	FROM: INT OF RT. 3 AND RT. 605 TO: INT OF RT. 3 AND RT. 605 (0.4100 MI)					RW	2027	\$700	\$0
Scope:	Reconstruction w/o Added Capacity					CN	2027	\$3,004	\$0
						Total		\$4,404	\$35
Service Area / Fund	Previous	FY2023	FY2024	FY2025	FY2026	FY2027	FY2028	Total	
District Grant Program									
Federal	\$0	\$731	\$0	\$0	\$1,000	\$0	\$0	\$1,731	
State	\$0	\$0	\$51	\$630	\$1,992	\$0	\$0	\$2,673	
TOTAL	\$0	\$731	\$51	\$630	\$2,992	\$0	\$0	\$4,404	

ROUTE:	0003	PROJECT NAME	PROGRAM/SYSTEM				MPO Area		
UPC:	120054	#SS - NORRIS BRIDGE - PRELIMINARY ENGINEERING - REPLACEMENT	Primary				NonMPO		
Street Name:	MARY BALL ROAD					Start (CY)	Budget	Expenditure	
Jurisdiction:	Middlesex County					PE	2021	\$9,902	\$54
Description:	FROM: NORRIS BRIDGE TO: NORRIS BRIDGE (2.0000 MI)					RW			
Scope:	Preliminary Engineering					CN			
						Total		\$9,902	\$54
Service Area / Fund	Previous	FY2023	FY2024	FY2025	FY2026	FY2027	FY2028	Total	
Special Structures									
State	\$3,200	\$3,052	\$3,650	\$0	\$0	\$0	\$0	\$9,902	

ROUTE:	0003	PROJECT NAME	PROGRAM/SYSTEM				MPO Area		
UPC:	120057	#SS - NORRIS BRIDGE - STRUCTURAL STEEL REHABILITATION	Primary				NonMPO		
Street Name:	MARY BALL ROAD					Start (CY)	Budget	Expenditure	
Jurisdiction:	Middlesex County					PE	2021	\$375	\$33
Description:	FROM: NORRIS BRIDGE TO: NORRIS BRIDGE (2.0000 MI)					RW			
Scope:	Bridge Rehab w/o Added Capacity					CN	2022	\$9,000	\$0
						Total		\$9,375	\$33
Service Area / Fund	Previous	FY2023	FY2024	FY2025	FY2026	FY2027	FY2028	Total	
Special Structures									
State	\$250	\$125	\$2,500	\$5,000	\$1,500	\$0	\$0	\$9,375	

ROUTE:	0003	PROJECT NAME	PROGRAM/SYSTEM				MPO Area		
UPC:	120744	#SS - NORRIS BRIDGE - SPOT/ZONE PAINTING INCL. DECK PANS	Primary				NonMPO		
Street Name:	MARY BALL ROAD					Start (CY)	Budget	Expenditure	
Jurisdiction:	Middlesex County					PE	2022	\$100	\$0
Description:	FROM: NORRIS BRIDGE TO: NORRIS BRIDGE (2.0000 MI)					RW			
Scope:	Bridge Rehab w/o Added Capacity					CN	2023	\$3,900	\$0
						Total		\$4,000	\$0
Service Area / Fund	Previous	FY2023	FY2024	FY2025	FY2026	FY2027	FY2028	Total	
Special Structures									
State	\$500	\$500	\$3,000	\$0	\$0	\$0	\$0	\$4,000	

ROUTE:	0003	PROJECT NAME	PROGRAM/SYSTEM				MPO Area		
UPC:	120745	#SS - NORRIS BRIDGE - PILE JACKETS	Primary				NonMPO		
Street Name:	MARY BALL ROAD					Start (CY)	Budget	Expenditure	
Jurisdiction:	Middlesex County					PE	2022	\$50	\$2
Description:	FROM: NORRIS BRIDGE TO: NORRIS BRIDGE (2.0000 MI)					RW			
Scope:	Bridge Rehab w/o Added Capacity					CN	2023	\$2,950	\$0
						Total		\$3,000	\$2
Service Area / Fund	Previous	FY2023	FY2024	FY2025	FY2026	FY2027	FY2028	Total	
Special Structures									
State	\$550	\$1,000	\$1,450	\$0	\$0	\$0	\$0	\$3,000	

ROUTE: 0014	PROJECT NAME					PROGRAM/SYSTEM	MPO Area			
UPC: 111390	#SGR18VB - RT 14 N END BRANCH, BRDG. SUPERSTR. REPL ID 11835					Primary	NonMPO			
REPORT NOTE: Balance to be addressed at RW authorization										
Street Name:	JOHN CLAYTON MEMORIAL						Start (CY)	Budget	Expenditure	
Jurisdiction:	Mathews County						PE	2020	\$850	\$234
Description:	FROM: 1.0 MI E RTE 3 TO: 1.02 MI E RTE 3 (0.0200 MI)						RW	2023	\$55	\$0
Scope:	Bridge Rehab w/o Added Capacity						CN	2024	\$3,241	\$0
						Total			\$4,146	\$234
Service Area / Fund	Previous	FY2023	FY2024	FY2025	FY2026	FY2027	FY2028	Total		
State of Good Repair										
Federal	\$608	\$0	\$500	\$0	\$0	\$0	\$0	\$0	\$1,108	
State	\$1,450	\$0	\$0	\$0	\$0	\$0	\$0	\$0	\$1,450	
Legacy CN Formula										
State	\$687	\$0	\$0	\$0	\$0	\$0	\$0	\$0	\$687	
TOTAL	\$2,745	\$0	\$500	\$0	\$0	\$0	\$0	\$0	\$3,245	

ROUTE: 0014	PROJECT NAME (NEW)					PROGRAM/SYSTEM	MPO Area			
UPC: 120933	MAIN STREET ENHANCEMENT - PORTION II					Enhancement	NonMPO			
Street Name:	MAIN STREET						Start (CY)	Budget	Expenditure	
Jurisdiction:	Mathews County						PE	2023	\$280	\$0
Description:	FROM: BUCKLEY HALL ROAD TO: MAIN STREET (1.6880 MI)						RW	2025	\$206	\$0
Scope:	Facilities for Pedestrians and Bicycles						CN	2026	\$1,832	\$0
						Total			\$2,318	\$0
Service Area / Fund	Previous	FY2023	FY2024	FY2025	FY2026	FY2027	FY2028	Total		
Specialized State and Federal										
Federal	\$0	\$561	\$1,294	\$0	\$0	\$0	\$0	\$0	\$1,854	
Other Funds										
Other	\$0	\$140	\$323	\$0	\$0	\$0	\$0	\$0	\$464	
TOTAL	\$0	\$701	\$1,617	\$0	\$0	\$0	\$0	\$0	\$2,318	

ROUTE: 0014	PROJECT NAME (NEW)					PROGRAM/SYSTEM	MPO Area			
UPC: 121573	#SGR23VB RTE 14 GARNETTS CREEK ID 10584 CULVERT REHAB					Primary	NonMPO			
Street Name:	THE TRAIL						Start (CY)	Budget	Expenditure	
Jurisdiction:	King & Queen County						PE	2022	\$12	\$0
Description:	FROM: DICKEYS SWAMP TO: DICKEYS SWAMP (0.0100 MI)						RW	2025	\$0	\$0
Scope:	Bridge Rehab w/o Added Capacity						CN	2025	\$970	\$0
						Total			\$981	\$0
Service Area / Fund	Previous	FY2023	FY2024	FY2025	FY2026	FY2027	FY2028	Total		
State of Good Repair										
State	\$0	\$0	\$0	\$0	\$0	\$1,138	\$0	\$0	\$1,138	

ROUTE: 0017		PROJECT NAME				PROGRAM/SYSTEM		MPO Area	
UPC:	107140	#HB2.FY17 #SGR21VB RT 17 I95 BRIDGE TO HOSPITAL BLVD				Primary		Fredericksburg	
Street Name:	Mills Drive					Start (CY)	Budget	Expenditure	
Jurisdiction:	Spotsylvania County					PE	2016	\$2,160	\$1,953
Description:	FROM: 0.553 MILES WEST INT of GERMANNNA POINT DR/HOSPITAL BLVD TO: 0.399 MILES EAST OF INT GERMANNNA POINT DR/HOSPITAL BLVD (0.9520 MI)					RW	2019	\$520	\$308
Scope:	Reconstruction w/ Added Capacity					CN	2020	\$19,191	\$6,533
						Total		\$21,871	\$8,794
Service Area / Fund	Previous	FY2023	FY2024	FY2025	FY2026	FY2027	FY2028	Total	
District Grant Program									
Federal	\$9,118	\$0	\$0	\$0	\$0	\$0	\$0	\$9,118	
State	\$120	\$0	\$0	\$0	\$0	\$0	\$0	\$120	
State of Good Repair									
Federal	\$2,230	\$0	\$0	\$0	\$0	\$0	\$0	\$2,230	
State	\$68	\$0	\$0	\$0	\$0	\$0	\$0	\$68	
Revenue Sharing									
State	\$0	\$0	\$4,900	\$0	\$0	\$0	\$0	\$4,900	
Local	\$0	\$0	\$4,900	\$0	\$0	\$0	\$0	\$4,900	
Other Funds									
Other	\$534	\$0	\$0	\$0	\$0	\$0	\$0	\$534	
TOTAL	\$12,071	\$0	\$9,800	\$0	\$0	\$0	\$0	\$21,871	

ROUTE: 0017		PROJECT NAME				PROGRAM/SYSTEM		MPO Area	
UPC:	109468	#HB2.FY17 -- PEDESTRIAN IMPROVEMENTS ON RTE 17 SB				Primary		Hampton Roads	
Street Name:	George Washington Memorial Highway					Start (CY)	Budget	Expenditure	
Jurisdiction:	Gloucester County					PE	2017	\$198	\$198
Description:	FROM: 0.195 Mi. S. of Int. Rte. 1206 TO: 0.082 Mi. S. of Int. Rte. 1250 & Rte. 17 (0.7320 MI)					RW	2018	\$43	\$43
Scope:	Facilities for Pedestrians and Bicycles					CN	2020	\$364	\$364
						Total		\$604	\$604
Service Area / Fund	Previous	FY2023	FY2024	FY2025	FY2026	FY2027	FY2028	Total	
District Grant Program									
Federal	\$604	\$0	\$0	\$0	\$0	\$0	\$0	\$604	
State	\$0	\$0	\$0	\$0	\$0	\$0	\$0	\$0	
TOTAL	\$604	\$0	\$0	\$0	\$0	\$0	\$0	\$604	

ROUTE: 0017		PROJECT NAME				PROGRAM/SYSTEM		MPO Area	
UPC:	109470	#HB2.FY17 -- PEDESTRIAN IMPROVEMENTS AT RTE 17/17B INTERSECT				Primary		Hampton Roads	
Street Name:	George Washington Memorial Highway					Start (CY)	Budget	Expenditure	
Jurisdiction:	Gloucester County					PE	2017	\$194	\$194
Description:	FROM: 0.125 Mi. N. of Rte. 619 TO: 0.064 Mi. E. Rte. 17 N.B.L. (0.2330 MI)					RW	2019	\$95	\$95
Scope:	Facilities for Pedestrians and Bicycles					CN	2020	\$650	\$650
						Total		\$939	\$939
Service Area / Fund	Previous	FY2023	FY2024	FY2025	FY2026	FY2027	FY2028	Total	
District Grant Program									
Federal	\$939	\$0	\$0	\$0	\$0	\$0	\$0	\$939	
State	\$1	\$0	\$0	\$0	\$0	\$0	\$0	\$1	
TOTAL	\$939	\$0	\$0	\$0	\$0	\$0	\$0	\$939	

ROUTE: 0017		PROJECT NAME				PROGRAM/SYSTEM		MPO Area	
UPC:	109576	#HB2.FY17 ROUTE 17 CORRIDOR IMPROVEMENTS				Primary		NonMPO	
Street Name:	Route 17/360 and Route 17/725					Start (CY)	Budget	Expenditure	
Jurisdiction:	Essex County					PE	2018	\$121	\$121
Description:	FROM: Int. Rte. 360 (Queen Street) TO: Int. Rte. 698 (White Oak Road) (1.2500 MI)					RW	2019	\$0	\$0
Scope:	Safety					CN	2020	\$824	\$650
						Total		\$945	\$771
Service Area / Fund	Previous	FY2023	FY2024	FY2025	FY2026	FY2027	FY2028	Total	
District Grant Program									
Federal	\$1,000	\$0	\$0	\$0	\$0	\$0	\$0	\$0	\$1,000

ROUTE: 0017		PROJECT NAME				PROGRAM/SYSTEM		MPO Area	
UPC:	110627	RTE 17 - WIDENING PHASE 1 - GEORGE WASHINGTON MEMORIAL HIGHW				Primary		Hampton Roads	
Street Name:	GEORGE WASHINGTON MEMORIAL HIGHWAY					Start (CY)	Budget	Expenditure	
Jurisdiction:	Gloucester County					PE	2022	\$3,000	\$0
Description:	FROM: Int. of Rte. 17 and Farmwood Road TO: 0.19 Mi N of Int. Rte 17 and Hook Road (1.5000 MI)					RW	2026	\$4,000	\$0
Scope:	Safety					CN	2027	\$24,171	\$0
						Total		\$31,171	\$0
Service Area / Fund	Previous	FY2023	FY2024	FY2025	FY2026	FY2027	FY2028	Total	
Specialized State and Federal									
Federal	\$1,000	\$0	\$0	\$0	\$0	\$0	\$0	\$0	\$1,000
MPO RSTP	\$0	\$1,200	\$8,000	\$9,000	\$5,985	\$5,985	\$0	\$0	\$30,171
TOTAL	\$1,000	\$1,200	\$8,000	\$9,000	\$5,985	\$5,985	\$0	\$0	\$31,171

ROUTE: 0017		PROJECT NAME				PROGRAM/SYSTEM		MPO Area	
UPC:	111659	#SMART18 -RTE. 17 / LORETTO PARK & RIDE IMPROVEMENTS				Secondary		NonMPO	
Street Name:	Tidewater Trail					Start (CY)	Budget	Expenditure	
Jurisdiction:	Essex County					PE	2019	\$285	\$208
Description:	FROM: Route 17 TO: Route 654					RW			
Scope:	Safety					CN	2021	\$240	\$234
						Total		\$525	\$441
Service Area / Fund	Previous	FY2023	FY2024	FY2025	FY2026	FY2027	FY2028	Total	
District Grant Program									
Federal	\$525	\$0	\$0	\$0	\$0	\$0	\$0	\$0	\$525

ROUTE: 0017		PROJECT NAME				PROGRAM/SYSTEM		MPO Area	
UPC:	113412	INTERSECTION IMPROVEMENTS - ROUTE 17B/1018				Primary		Hampton Roads	
Street Name:	Main Street					Start (CY)	Budget	Expenditure	
Jurisdiction:	Gloucester County					PE	2020	\$305	\$109
Description:	FROM: 0.045 Mi. East of Int. Rte. 17/17B TO: 0.258 Mi. East of Int. Rte. 17/17B (0.2100 MI)					RW	2023	\$60	\$0
Scope:	Reconstruction w/o Added Capacity					CN	2024	\$815	\$0
						Total		\$1,180	\$109
Service Area / Fund	Previous	FY2023	FY2024	FY2025	FY2026	FY2027	FY2028	Total	
VA Safety Funds									
Federal	\$150	\$0	\$15	\$815	\$0	\$0	\$0	\$0	\$980
Specialized State and Federal									
Federal	\$200	\$0	\$0	\$0	\$0	\$0	\$0	\$0	\$200
TOTAL	\$350	\$0	\$15	\$815	\$0	\$0	\$0	\$0	\$1,180

ROUTE: 0017		PROJECT NAME				PROGRAM/SYSTEM		MPO Area	
UPC:	115121	#SMART20 BICYCLE/PEDESTRIAN IMPROVEMENTS ON RTE 17B-MAIN ST				Primary		Hampton Roads	
Street Name:	MAIN STREET					Start (CY)	Budget	Expenditure	
Jurisdiction:	Gloucester County					PE	2023	\$600	\$0
Description:	FROM: ROUTE 17 TO: ROUTE 3 AND ROUTE 14 (1.2000 MI)					RW	2025	\$2,200	\$0
Scope:	Facilities for Pedestrians and Bicycles					CN	2027	\$4,500	\$0
						Total		\$7,300	\$0
Service Area / Fund	Previous	FY2023	FY2024	FY2025	FY2026	FY2027	FY2028	Total	
District Grant Program									
Federal	\$0	\$0	\$1,831	\$1,500	\$0	\$0	\$0	\$3,331	
State	\$0	\$0	\$2,469	\$0	\$1,500	\$0	\$0	\$3,969	
TOTAL	\$0	\$0	\$4,300	\$1,500	\$1,500	\$0	\$0	\$7,300	

ROUTE: 0017		PROJECT NAME				PROGRAM/SYSTEM		MPO Area	
UPC:	118288	#SGR21VB(FED ID 12085) BRDG REPLACE RTE 17 NB DRAGON RUN				Primary		NonMPO	
Street Name:	NB TIDEWATER TRAIL					Start (CY)	Budget	Expenditure	
Jurisdiction:	Middlesex County					PE	2021	\$951	\$49
Description:	FROM: 0.8 MI S RTE 17 BUS TO: 0.2 MI S RTE 17 BUS (0.2000 MI)					RW	2027	\$8	\$0
Scope:	Bridge Replacement w/o Added Capacity					CN	2028	\$11,600	\$0
						Total		\$12,560	\$49
Service Area / Fund	Previous	FY2023	FY2024	FY2025	FY2026	FY2027	FY2028	Total	
State of Good Repair									
Federal	\$0	\$0	\$960	\$5,651	\$5,049	\$0	\$0	\$11,660	
State	\$0	\$900	\$0	\$0	\$0	\$0	\$0	\$900	
TOTAL	\$0	\$900	\$960	\$5,651	\$5,049	\$0	\$0	\$12,560	

ROUTE: 0017		PROJECT NAME				PROGRAM/SYSTEM		MPO Area	
UPC:	119113	#SMART22 US-17 BUSINESS STARS STUDY IMPROVEMENTS				Primary		Fredericksburg	
Street Name:	WARRENTON ROAD					Start (CY)	Budget	Expenditure	
Jurisdiction:	Stafford County					PE	2022	\$1,089	\$4
Description:	FROM: SHORT STREET TO: 015 MI SOUTH OF OLDE FORGE DR (0.3200 MI)					RW	2025	\$3,434	\$0
Scope:	Reconstruction w/o Added Capacity					CN	2025	\$5,239	\$0
						Total		\$9,763	\$4
Service Area / Fund	Previous	FY2023	FY2024	FY2025	FY2026	FY2027	FY2028	Total	
High Priority Projects									
Federal	\$0	\$0	\$0	\$0	\$4,400	\$5,313	\$0	\$9,713	
State	\$0	\$50	\$0	\$0	\$0	\$0	\$0	\$50	
TOTAL	\$0	\$50	\$0	\$0	\$4,400	\$5,313	\$0	\$9,763	

ROUTE: 0017	PROJECT NAME				PROGRAM/SYSTEM		MPO Area		
UPC: 120524	#195CIP - EXIT 133 - NEW PARK AND RIDE LOT				Interstate		Fredericksburg		
Street Name:	Warrenton Road						Start (CY)	Budget	Expenditure
Jurisdiction:	Stafford County				PE	2022	\$1,200	\$3	
Description:	FROM: ROUTE 17 AND OLDE FORGE RD TO: ROUTE 17 AND OLDE FORGE RD				RW	2025	\$8,200	\$0	
Scope:	Other				CN	2026	\$11,800	\$0	
					Total		\$21,200	\$3	
Service Area / Fund	Previous	FY2023	FY2024	FY2025	FY2026	FY2027	FY2028	Total	
Interstate Corridor Funds									
Federal	\$0	\$0	\$0	\$1,000	\$7,000	\$6,000	\$0	\$14,000	
State	\$4,533	\$600	\$1,595	\$203	\$219	\$50	\$0	\$7,200	
TOTAL	\$4,533	\$600	\$1,595	\$1,203	\$7,219	\$6,050	\$0	\$21,200	

ROUTE: 0030	PROJECT NAME				PROGRAM/SYSTEM		MPO Area		
UPC: 109466	#HB2.FY17 - INTERSECTION IMPROVEMENTS ROUTE 30/360				Primary		NonMPO		
REPORT NOTE: Balance to be addressed at completion									
Street Name:	King William Road						Start (CY)	Budget	Expenditure
Jurisdiction:	King William County				PE	2017	\$425	\$425	
Description:	FROM: 0.226 MI W INT RTTE 30/360 TO: 0.143 MI E INT RTE 30/360 (0.3400 MI)				RW	2019	\$384	\$196	
Scope:	Reconstruction w/o Added Capacity				CN	2020	\$2,186	\$1,787	
					Total		\$2,995	\$2,409	
Service Area / Fund	Previous	FY2023	FY2024	FY2025	FY2026	FY2027	FY2028	Total	
District Grant Program									
Federal/State	\$61	\$0	\$0	\$0	\$0	\$0	\$0	\$61	
State	\$2,504	\$0	\$0	\$0	\$0	\$0	\$0	\$2,504	
TOTAL	\$2,564	\$0	\$0	\$0	\$0	\$0	\$0	\$2,564	

ROUTE: 0030	PROJECT NAME				PROGRAM/SYSTEM		MPO Area		
UPC: 120023	#SS - ELTHAM - NDE POST-TENSIONED GIRDERS				Primary		NonMPO		
Street Name:	ELTHAM ROAD						Start (CY)	Budget	Expenditure
Jurisdiction:	King William County				PE				
Description:	FROM: ELTHAM BRIDGE TO: ELTHAM BRIDGE (0.9200 MI)				RW				
Scope:	Bridge Rehab w/o Added Capacity				CN	2021	\$1,500	\$1,716	
					Total		\$1,500	\$1,716	
Service Area / Fund	Previous	FY2023	FY2024	FY2025	FY2026	FY2027	FY2028	Total	
Special Structures									
State	\$1,500	\$0	\$0	\$0	\$0	\$0	\$0	\$1,500	

ROUTE: 0030	PROJECT NAME				PROGRAM/SYSTEM		MPO Area		
UPC: 120055	#SS - ELTHAM - FIRE DETECTION SYSTEM				Primary		NonMPO		
Street Name:	ELTHAM ROAD						Start (CY)	Budget	Expenditure
Jurisdiction:	King William County				PE	2021	\$100	\$14	
Description:	FROM: ELTHAM BRIDGE TO: ELTHAM BRIDGE (1.0140 MI)				RW				
Scope:	Bridge Rehab w/o Added Capacity				CN	2022	\$200	\$0	
					Total		\$300	\$14	
Service Area / Fund	Previous	FY2023	FY2024	FY2025	FY2026	FY2027	FY2028	Total	
Special Structures									
State	\$100	\$200	\$0	\$0	\$0	\$0	\$0	\$300	

ROUTE: 0030	PROJECT NAME				PROGRAM/SYSTEM		MPO Area		
UPC: 120056	#SS - ELTHAM - BASCULE SPAN BALANCING				Primary		NonMPO		
Street Name:	ELTHAM ROAD						Start (CY)	Budget	Expenditure
Jurisdiction:	King William County				PE	2021	\$100	\$24	
Description:	FROM: ELTHAM BRIDGE TO: ELTHAM BRIDGE (1.0140 MI)				RW				
Scope:	Bridge Rehab w/o Added Capacity				CN	2022	\$200	\$0	
							Total	\$300	\$24
Service Area / Fund	Previous	FY2023	FY2024	FY2025	FY2026	FY2027	FY2028	Total	
Special Structures									
State	\$100	\$200	\$0	\$0	\$0	\$0	\$0	\$300	

ROUTE: 0030	PROJECT NAME				PROGRAM/SYSTEM		MPO Area		
UPC: 120737	#SS - ELTHAM - CENTER LOCK REPAIR				Primary		NonMPO		
Street Name:	ELTHAM ROAD						Start (CY)	Budget	Expenditure
Jurisdiction:	King William County				PE	2022	\$100	\$0	
Description:	FROM: ELTHAM BRIDGE TO: ELTHAM BRIDGE (1.0100 MI)				RW				
Scope:	Bridge Rehab w/o Added Capacity				CN	2023	\$200	\$0	
							Total	\$300	\$0
Service Area / Fund	Previous	FY2023	FY2024	FY2025	FY2026	FY2027	FY2028	Total	
Special Structures									
State	\$100	\$200	\$0	\$0	\$0	\$0	\$0	\$300	

ROUTE: 0030	PROJECT NAME				PROGRAM/SYSTEM		MPO Area		
UPC: 120738	#SS - ELTHAM - AUTOMATIC LUBICATION SYSTEM				Primary		NonMPO		
Street Name:	ELTHAM ROAD						Start (CY)	Budget	Expenditure
Jurisdiction:	King William County				PE	2022	\$100	\$0	
Description:	FROM: ELTHAM BRIDGE TO: ELTHAM BRIDGE (1.0100 MI)				RW				
Scope:	Bridge Rehab w/o Added Capacity				CN	2023	\$200	\$0	
							Total	\$300	\$0
Service Area / Fund	Previous	FY2023	FY2024	FY2025	FY2026	FY2027	FY2028	Total	
Special Structures									
State	\$100	\$200	\$0	\$0	\$0	\$0	\$0	\$300	

ROUTE: 0030	PROJECT NAME				PROGRAM/SYSTEM		MPO Area		
UPC: 120739	#SS - ELTHAM - GUTTER SYSTEM ON MOVABLE SPAN				Primary		NonMPO		
Street Name:	ELTHAM ROAD						Start (CY)	Budget	Expenditure
Jurisdiction:	King William County				PE	2022	\$50	\$0	
Description:	FROM: ELTHAM BRIDGE TO: ELTHAM BRIDGE (1.0100 MI)				RW				
Scope:	Bridge Rehab w/o Added Capacity				CN	2022	\$150	\$0	
							Total	\$200	\$0
Service Area / Fund	Previous	FY2023	FY2024	FY2025	FY2026	FY2027	FY2028	Total	
Special Structures									
State	\$200	\$0	\$0	\$0	\$0	\$0	\$0	\$200	

ROUTE: 0030		PROJECT NAME				PROGRAM/SYSTEM		MPO Area	
UPC:	120740	#SS - ELTHAM - CLEARANCE GAUGE SIGN				Primary		NonMPO	
Street Name:	ELTHAM ROAD					Start (CY)		Budget	Expenditure
Jurisdiction:	King William County					PE	2022	\$50	\$1
Description:	FROM: ELTHAM BRIDGE TO: ELTHAM BRIDGE (1.0100 MI)					RW			
Scope:	Bridge Rehab w/o Added Capacity					CN	2023	\$450	\$0
						Total		\$500	\$1
Service Area / Fund	Previous	FY2023	FY2024	FY2025	FY2026	FY2027	FY2028	Total	
Special Structures									
State	\$200	\$300	\$0	\$0	\$0	\$0	\$0	\$0	\$500

ROUTE: 0030		PROJECT NAME				PROGRAM/SYSTEM		MPO Area	
UPC:	120741	#SS - ELTHAM - DECK SEALING				Primary		NonMPO	
Street Name:	ELTHAM ROAD					Start (CY)		Budget	Expenditure
Jurisdiction:	King William County					PE	2022	\$100	\$0
Description:	FROM: ELTHAM BRIDGE TO: ELTHAM BRIDGE (1.0100 MI)					RW			
Scope:	Bridge Rehab w/o Added Capacity					CN	2022	\$4,400	\$0
						Total		\$4,500	\$0
Service Area / Fund	Previous	FY2023	FY2024	FY2025	FY2026	FY2027	FY2028	Total	
Special Structures									
State	\$840	\$3,660	\$0	\$0	\$0	\$0	\$0	\$0	\$4,500

ROUTE: 0030		PROJECT NAME				PROGRAM/SYSTEM		MPO Area	
UPC:	120742	#SS - ELTHAM - FENDER REHABILITATION				Primary		NonMPO	
Street Name:	ELTHAM ROAD					Start (CY)		Budget	Expenditure
Jurisdiction:	King William County					PE	2022	\$100	\$1
Description:	FROM: ELTHAM BRIDGE TO: ELTHAM BRIDGE (1.0100 MI)					RW			
Scope:	Bridge Rehab w/o Added Capacity					CN	2024	\$900	\$0
						Total		\$1,000	\$1
Service Area / Fund	Previous	FY2023	FY2024	FY2025	FY2026	FY2027	FY2028	Total	
Special Structures									
State	\$500	\$500	\$0	\$0	\$0	\$0	\$0	\$0	\$1,000

ROUTE: 0030		PROJECT NAME				PROGRAM/SYSTEM		MPO Area	
UPC:	121710	#SS-ELTHAM-PAINTING AND MINOR SUPER REPAIR-UTILITY HANGERS				Primary		NonMPO	
Street Name:	ELTHAM ROAD					Start (CY)		Budget	Expenditure
Jurisdiction:	King William County					PE	2022	\$200	\$0
Description:	FROM: ELTHAM BRIDGE TO: ELTHAM BRIDGE (1.0100 MI)					RW			
Scope:	Bridge Rehab w/o Added Capacity					CN	2023	\$1,000	\$0
						Total		\$1,200	\$0
Service Area / Fund	Previous	FY2023	FY2024	FY2025	FY2026	FY2027	FY2028	Total	
Special Structures									
State	\$50	\$1,150	\$0	\$0	\$0	\$0	\$0	\$0	\$1,200

ROUTE: 0030		PROJECT NAME				PROGRAM/SYSTEM		MPO Area	
UPC:	121711	#SS - ELTHAM - POST TENSIONED AND PRESTRESSED GIRDER REHAB				Primary		NonMPO	
Street Name:	ELTHAM ROAD					Start (CY)		Budget	Expenditure
Jurisdiction:	King William County					PE	2022	\$500	\$0
Description:	FROM: ELTHAM BRIDGE TO: ELTHAM BRIDGE (1.0100 MI)					RW			
Scope:	Bridge Rehab w/o Added Capacity					CN	2023	\$3,000	\$0
						Total		\$3,500	\$0
Service Area / Fund	Previous	FY2023	FY2024	FY2025	FY2026	FY2027	FY2028	Total	
Special Structures									
State	\$20	\$200	\$1,100	\$2,180	\$0	\$0	\$0	\$3,500	

ROUTE: 0033		PROJECT NAME				PROGRAM/SYSTEM		MPO Area	
UPC:	109581	#HB2.FY17 - KING & QUEEN COUNTY BUSINESS/TELEWORK CENTER				Primary		NonMPO	
Street Name:	Lewis B Puller Memorial Highway					Start (CY)		Budget	Expenditure
Jurisdiction:	King & Queen County					PE	2018	\$100	\$12
Description:	FROM: 43.407 TO: 43.409 (0.0010 MI)					RW			
Scope:	Traffic Management/Engineering					CN	2021	\$652	\$0
						Total		\$752	\$12
Service Area / Fund	Previous	FY2023	FY2024	FY2025	FY2026	FY2027	FY2028	Total	
High Priority Projects									
State	\$299	\$0	\$0	\$0	\$0	\$0	\$0	\$299	
Other Funds									
Other	\$453	\$0	\$0	\$0	\$0	\$0	\$0	\$453	
TOTAL	\$752	\$0	\$0	\$0	\$0	\$0	\$0	\$752	

ROUTE: 0095		PROJECT NAME (NEW)				PROGRAM/SYSTEM		MPO Area	
UPC:	T26736	#BF RTE 95 NB SB CSX RR BRIDGE REHAB ID 04379-04378				Interstate		NonMPO	
Street Name:	ROUTE 95					Start (CY)		Budget	Expenditure
Jurisdiction:	Caroline County					PE	2023	\$300	\$0
Description:	FROM: CSX RR TO: CSX RR (0.2000 MI)					RW			
Scope:	Bridge Rehab w/o Added Capacity					CN	2026	\$6,000	\$0
						Total		\$6,300	\$0
Service Area / Fund	Previous	FY2023	FY2024	FY2025	FY2026	FY2027	FY2028	Total	
Specialized State and Federal									
Federal	\$0	\$3,296	\$0	\$2,004	\$1,000	\$0	\$0	\$6,300	

ROUTE:	0095	PROJECT NAME	PROGRAM/SYSTEM					MPO Area	
UPC:	101595	#HB2.FY17 I-95 RAPPAHANNOCK RIVER CROSSING (SOUTHBOUND)	Interstate					Fredericksburg	
Street Name:	Interstate 95		Start (CY)		Budget	Expenditure			
Jurisdiction:	Fredericksburg		PE	2011	\$6,100	\$5,359			
Description:	FROM: 1.29 Miles South of Rte 3 (Exit 130) TO: 0.31 Miles North of Truslow Road (5.9500 MI)		RW	2017	\$700	\$24			
Scope:	Reconstruction w/ Added Capacity		CN	2017	\$109,330	\$101,046			
			Total		\$116,130	\$106,429			
Service Area / Fund	Previous	FY2023	FY2024	FY2025	FY2026	FY2027	FY2028	Total	
High Priority Projects									
Federal	\$63,182	\$0	\$0	\$0	\$0	\$0	\$0	\$63,182	
State	\$100	\$0	\$0	\$0	\$0	\$0	\$0	\$100	
GARVEE	\$43,348	\$0	\$0	\$0	\$0	\$0	\$0	\$43,348	
Specialized State and Federal									
Federal	\$8,517	\$0	\$0	\$0	\$0	\$0	\$0	\$8,517	
Match	\$375	\$0	\$0	\$0	\$0	\$0	\$0	\$375	
MPO RSTP	\$608	\$0	\$0	\$0	\$0	\$0	\$0	\$608	
TOTAL	\$116,130	\$0	\$0	\$0	\$0	\$0	\$0	\$116,130	

ROUTE:	0095	PROJECT NAME	PROGRAM/SYSTEM					MPO Area	
UPC:	108573	#HB2.FY17 COMMUTER LOT EXPANSION I-95 E OF EXIT 140	Interstate					Fredericksburg	
Street Name:	I-95		Start (CY)		Budget	Expenditure			
Jurisdiction:	Stafford County		PE	2016	\$31	\$31			
Description:	FROM: COMMUTER LOT EXPANSION E OF EXIT 140 TO: I-95 EAST OF EXIT 140 (0.0100 MI)		RW	2016	\$300	\$0			
Scope:	Other		CN	2016	\$9,388	\$8,004			
			Total		\$9,719	\$8,036			
Service Area / Fund	Previous	FY2023	FY2024	FY2025	FY2026	FY2027	FY2028	Total	
High Priority Projects									
Federal/State	\$884	\$0	\$0	\$0	\$0	\$0	\$0	\$884	
Federal	\$8,510	\$0	\$0	\$0	\$0	\$0	\$0	\$8,510	
State	\$325	\$0	\$0	\$0	\$0	\$0	\$0	\$325	
TOTAL	\$9,719	\$0	\$0	\$0	\$0	\$0	\$0	\$9,719	

ROUTE:	0095	PROJECT NAME	PROGRAM/SYSTEM					MPO Area	
UPC:	110382	I-95 REL INT 630WSBGPL B/T EXITS 143&140 GARVEE DEBT SERVICE	Interstate					Fredericksburg	
Jurisdiction:	Stafford County								
Description:									
Scope:									
Service Area / Fund	Previous	FY2023	FY2024	FY2025	FY2026	FY2027	FY2028	Total	
Debt Service									
Federal	\$36,897	\$9,564	\$10,234	\$10,235	\$10,236	\$10,235	\$10,235	\$97,635	

ROUTE: 0095		PROJECT NAME				PROGRAM/SYSTEM		MPO Area	
UPC:	110595	#SGR18VB - RT 95 SB&NB OVER RT 17 BR REPLACE ID 18083/18085				Interstate		Fredericksburg	
Street Name:	Interstate 95					Start (CY)	Budget	Expenditure	
Jurisdiction:	Stafford County					PE			
Description:	FROM: Exit 133 TO: Exit 133 (0.0300 MI)					RW			
Scope:	Bridge Rehab w/o Added Capacity					CN	2017	\$13,334	\$11,407
						Total		\$13,334	\$11,407
Service Area / Fund	Previous	FY2023	FY2024	FY2025	FY2026	FY2027	FY2028	Total	
State of Good Repair									
Federal	\$8,677	\$1,516	\$0	\$0	\$0	\$0	\$0	\$0	\$10,193
State	\$1,470	\$742	\$0	\$0	\$0	\$0	\$0	\$0	\$2,211
Legacy CN Formula									
State	\$929	\$0	\$0	\$0	\$0	\$0	\$0	\$0	\$929
TOTAL	\$11,076	\$2,258	\$0	\$0	\$0	\$0	\$0	\$0	\$13,334

ROUTE: 0095		PROJECT NAME				PROGRAM/SYSTEM		MPO Area	
UPC:	111980	#HB2.FY17 I-95 RAPPAHANCK RVR CROSS SB - GARVEE Debt Service				Interstate		Fredericksburg	
Jurisdiction:	Fredericksburg								
Description:									
Scope:									
Service Area / Fund	Previous	FY2023	FY2024	FY2025	FY2026	FY2027	FY2028	Total	
Debt Service									
Federal	\$2,230	\$2,280	\$3,039	\$3,041	\$3,042	\$3,040	\$3,041	\$19,713	

ROUTE: 0095		PROJECT NAME				PROGRAM/SYSTEM		MPO Area	
UPC:	114620	FRED EX - I95 EXPRESS LANES EXTENSION. EXIT 143 TO EXIT 133				Interstate		Fredericksburg	
Jurisdiction:	Stafford County					Start (CY)	Budget	Expenditure	
Description:	FROM: US Route 17 (Warrenton Road) TO: USMC Truck Road (Russell Road) (10.0000 MI)					PE			
Scope:	Reconstruction w/ Added Capacity					RW	2018	\$2,500	\$408
						CN	2018	\$485,700	\$0
						Total		\$488,200	\$408
Service Area / Fund	Previous	FY2023	FY2024	FY2025	FY2026	FY2027	FY2028	Total	
Specialized State and Federal									
State	\$2,500	\$0	\$0	\$0	\$0	\$0	\$0	\$0	\$2,500
Other Funds									
Other	\$300,000	\$185,700	\$0	\$0	\$0	\$0	\$0	\$0	\$485,700
TOTAL	\$302,500	\$185,700	\$0	\$0	\$0	\$0	\$0	\$0	\$488,200

ROUTE: 0095		PROJECT NAME				PROGRAM/SYSTEM		MPO Area	
UPC:	115850	#ITTF20 I-95 VSL COMPLIANCE MONITORING				Interstate		Fredericksburg	
Jurisdiction:	Fredericksburg District-wide								
Description:	FROM: Various TO: Various								
Scope:	Safety								
Service Area / Fund	Previous	FY2023	FY2024	FY2025	FY2026	FY2027	FY2028	Total	
High Priority Projects									
ITTF	\$3,100	\$5,000	\$5,000	\$0	\$0	\$0	\$0	\$0	\$13,100

ROUTE: 0095	PROJECT NAME					PROGRAM/SYSTEM		MPO Area		
UPC: 118638	#ITTF22 VSL - DATA PROGRAMMING ALGORITHM					Interstate		Fredericksburg		
Jurisdiction:	Fredericksburg District-wide							Start (CY)	Budget	Expenditure
Description:	FROM: 115 TO: 130 (15.0000 MI)					PE	2021	\$1,900	\$1,520	
Scope:	Safety					RW				
						CN				
						Total		\$1,900	\$1,520	
Service Area / Fund	Previous	FY2023	FY2024	FY2025	FY2026	FY2027	FY2028	Total		
High Priority Projects										
ITTF	\$1,900	\$0	\$0	\$0	\$0	\$0	\$0	\$1,900		

ROUTE: 0095	PROJECT NAME					PROGRAM/SYSTEM		MPO Area		
UPC: 118701	#I95CIP VSL FIELD DEVICE EQUIPMENT-FREDERICKSBURG DISTRICT					Interstate		Fredericksburg		
Jurisdiction:	Fredericksburg District-wide							Start (CY)	Budget	Expenditure
Description:	FROM: Mile Marker 115 TO: Mile Marker 130 (15.0000 MI)					PE	2021	\$700	\$749	
Scope:	Safety					RW				
						CN	2021	\$9,520	\$5,236	
						Total		\$10,220	\$5,985	
Service Area / Fund	Previous	FY2023	FY2024	FY2025	FY2026	FY2027	FY2028	Total		
Interstate Corridor Funds										
Federal	\$2,900	\$3,400	\$1,230	\$0	\$0	\$0	\$0	\$7,530		
State	\$2,690	\$0	\$0	\$0	\$0	\$0	\$0	\$2,690		
TOTAL	\$5,590	\$3,400	\$1,230	\$0	\$0	\$0	\$0	\$10,220		

ROUTE: 0095	PROJECT NAME					PROGRAM/SYSTEM		MPO Area		
UPC: 119112	#SMART22-I-95 EXIT 126 STARS STUDY IMPROVEMENTS					Interstate		Fredericksburg		
Jurisdiction:	Spotsylvania County							Start (CY)	Budget	Expenditure
Description:	FROM: Exit 126 TO: Exit 126					PE	2022	\$2,623	\$93	
Scope:	Reconstruction w/ Added Capacity					RW	2025	\$580	\$0	
						CN	2026	\$19,231	\$0	
						Total		\$22,435	\$93	
Service Area / Fund	Previous	FY2023	FY2024	FY2025	FY2026	FY2027	FY2028	Total		
High Priority Projects										
Federal	\$0	\$0	\$0	\$0	\$5,100	\$5,735	\$0	\$10,835		
Other Funds										
Other	\$2,623	\$0	\$0	\$580	\$8,397	\$0	\$0	\$11,600		
TOTAL	\$2,623	\$0	\$0	\$580	\$13,497	\$5,735	\$0	\$22,435		

ROUTE: 0095	PROJECT NAME					PROGRAM/SYSTEM		MPO Area		
UPC: 120822	#BF I-95 FOUR BRIDGE REHAB 17937-17939-17943-17944					Interstate		Fredericksburg		
Jurisdiction:	Spotsylvania County							Start (CY)	Budget	Expenditure
Description:	FROM: Matta River TO: Po River (2.4000 MI)					PE	2022	\$1,000	\$1	
Scope:	Bridge Rehab w/o Added Capacity					RW				
						CN	2026	\$13,950	\$0	
						Total		\$14,950	\$1	
Service Area / Fund	Previous	FY2023	FY2024	FY2025	FY2026	FY2027	FY2028	Total		
Specialized State and Federal										
Federal	\$1,000	\$0	\$12,950	\$500	\$500	\$0	\$0	\$14,950		

ROUTE:	0206	PROJECT NAME	PROGRAM/SYSTEM					MPO Area
UPC:	115726	#SMART20 - ROUTE 206 AND ROUTE 218 RIGHT TURN LANE	Primary					NonMPO
REPORT NOTE: Balance to be addressed at award								
Street Name:	Dahlgren Road		Start (CY)		Budget	Expenditure		
Jurisdiction:	King George County		PE	2019	\$400	\$307		
Description:	FROM: 0.0322 MILES WEST OF ROUTE 218 (CALEDON ROAD) TO: 0.0953 MILES EAST OF ROUTE 218 (CALEDON ROAD) (0.1280 MI)		RW	2021	\$64	\$66		
Scope:	Safety		CN	2022	\$1,300	\$0		
			Total		\$1,764	\$373		
Service Area / Fund	Previous	FY2023	FY2024	FY2025	FY2026	FY2027	FY2028	Total
District Grant Program								
Federal	\$466	\$293	\$0	\$0	\$0	\$0	\$0	\$758
State	\$1,242	\$0	\$0	\$0	\$0	\$0	\$0	\$1,242
TOTAL	\$1,708	\$293	\$0	\$0	\$0	\$0	\$0	\$2,000

ROUTE:	0206	PROJECT NAME (NEW)	PROGRAM/SYSTEM					MPO Area
UPC:	120942	KING GEORGE MIDDLE SCHOOL TURN LANE IMP PHASE II	Secondary					NonMPO
Jurisdiction:	King George County		Start (CY)		Budget	Expenditure		
Description:	FROM: DAHLGREN ROAD ROUTE 206 TO: DAHLGREN ROAD ROUTE 206		PE	2027	\$86	\$0		
Scope:	Reconstruction w/o Added Capacity		RW	2029	\$15	\$0		
			CN	2029	\$372	\$0		
			Total		\$474	\$0		
Service Area / Fund	Previous	FY2023	FY2024	FY2025	FY2026	FY2027	FY2028	Total
Revenue Sharing								
State	\$0	\$0	\$0	\$237	\$0	\$0	\$0	\$237
Local	\$0	\$0	\$0	\$237	\$0	\$0	\$0	\$237
TOTAL	\$0	\$0	\$0	\$474	\$0	\$0	\$0	\$474

ROUTE:	0207	PROJECT NAME	PROGRAM/SYSTEM					MPO Area
UPC:	118289	#SGR21VB(FED ID04400) BRDG SUP REPL RTE 207EB MATTAPONI RVR	Primary					NonMPO
Street Name:	EB ROGERS CLARK BLVD		Start (CY)		Budget	Expenditure		
Jurisdiction:	Caroline County		PE	2021	\$822	\$52		
Description:	FROM: 8.66 MI E RTE 1 TO: 8.67 MI E RTE 1 (0.0100 MI)		RW	2024	\$0	\$0		
Scope:	Bridge Rehab w/o Added Capacity		CN	2025	\$6,997	\$0		
			Total		\$7,819	\$52		
Service Area / Fund	Previous	FY2023	FY2024	FY2025	FY2026	FY2027	FY2028	Total
State of Good Repair								
Federal	\$0	\$800	\$822	\$6,197	\$0	\$0	\$0	\$7,819

ROUTE: 0208	PROJECT NAME				PROGRAM/SYSTEM		MPO Area		
UPC: 119108	#SMART22 - RT. 208 OPERATIONAL & MULTIMODAL IMPRVMENTS				Primary		Fredericksburg		
Street Name:	COURTHOUSE ROAD						Start (CY)	Budget	Expenditure
Jurisdiction:	Spotsylvania County				PE		2022	\$1,650	\$3
Description:	FROM: HOOD DRIVE TO: WOODLAND DRIVE (0.8000 MI)				RW		2024	\$3,143	\$0
Scope:	Reconstruction w/ Added Capacity				CN		2025	\$9,306	\$0
							Total	\$14,099	\$3
Service Area / Fund	Previous	FY2023	FY2024	FY2025	FY2026	FY2027	FY2028	Total	
High Priority Projects									
State	\$0	\$57	\$0	\$0	\$3,800	\$3,893	\$0	\$7,749	
Other Funds									
Other	\$0	\$0	\$6,350	\$0	\$0	\$0	\$0	\$6,350	
TOTAL	\$0	\$57	\$6,350	\$0	\$3,800	\$3,893	\$0	\$14,099	

ROUTE: 0223	PROJECT NAME				PROGRAM/SYSTEM		MPO Area		
UPC: 116216	#SS - GWYNN'S ISLAND ELECTRICAL MECHANICAL STRUCTURAL REHAB				Primary		NonMPO		
Street Name:	CRICKET HILL ROAD						Start (CY)	Budget	Expenditure
Jurisdiction:	Mathews County				PE				
Description:	FROM: MILFORD HAVEN TO: MILFORD HAVEN (0.3000 MI)				RW				
Scope:	Bridge Rehab w/o Added Capacity				CN		2021	\$10,730	\$624
							Total	\$10,730	\$624
Service Area / Fund	Previous	FY2023	FY2024	FY2025	FY2026	FY2027	FY2028	Total	
Special Structures									
State	\$8,830	\$1,900	\$0	\$0	\$0	\$0	\$0	\$10,730	

ROUTE: 0223	PROJECT NAME				PROGRAM/SYSTEM		MPO Area		
UPC: 118976	#SS - GWYNN'S ISLAND Structural Truss Repairs				Primary		NonMPO		
Street Name:	CRICKET HILL ROAD						Start (CY)	Budget	Expenditure
Jurisdiction:	Mathews County				PE		2021	\$300	\$71
Description:	FROM: MILFORD HAVEN TO: MILFORD HAVEN (0.3000 MI)				RW				
Scope:	Bridge Rehab w/o Added Capacity				CN		2022	\$500	\$0
							Total	\$800	\$71
Service Area / Fund	Previous	FY2023	FY2024	FY2025	FY2026	FY2027	FY2028	Total	
Special Structures									
State	\$300	\$500	\$0	\$0	\$0	\$0	\$0	\$800	

ROUTE: 0223	PROJECT NAME				PROGRAM/SYSTEM		MPO Area		
UPC: 120734	#SS - GWYNN'S ISLAND Structural Truss Repairs - Advanced				Primary		NonMPO		
Street Name:	CRICKET HILL ROAD						Start (CY)	Budget	Expenditure
Jurisdiction:	Mathews County				PE		2022	\$150	\$1
Description:	FROM: MILFORD HAVEN TO: MILFORD HAVEN (0.3000 MI)				RW				
Scope:	Bridge Rehab w/o Added Capacity				CN		2022	\$350	\$0
							Total	\$500	\$1
Service Area / Fund	Previous	FY2023	FY2024	FY2025	FY2026	FY2027	FY2028	Total	
Special Structures									
State	\$150	\$350	\$0	\$0	\$0	\$0	\$0	\$500	

ROUTE: 0223	PROJECT NAME				PROGRAM/SYSTEM		MPO Area		
UPC: 120743	#SS - GWYNN'S ISLAND - FENDER REHABILITATION				Primary		NonMPO		
Street Name:	CRICKET HILL ROAD						Start (CY)	Budget	Expenditure
Jurisdiction:	Mathews County				PE	2022	\$100	\$1	
Description:	FROM: MILFORD HAVEN TO: MILFORD HAVEN (0.3000 MI)				RW				
Scope:	Bridge Rehab w/o Added Capacity				CN	2023	\$900	\$0	
							Total	\$1,000	\$1
Service Area / Fund	Previous	FY2023	FY2024	FY2025	FY2026	FY2027	FY2028	Total	
Special Structures									
State	\$300	\$300	\$400	\$0	\$0	\$0	\$0	\$1,000	

ROUTE: 0301	PROJECT NAME				PROGRAM/SYSTEM		MPO Area		
UPC: 111661	#SMART18 - NAVAL BASE DAHLGREN TURN LANE EXT. RT. 301 SOUTH				Primary		NonMPO		
REPORT NOTE: Balance to be addressed at CN completion.									
Street Name:	Route 301 - James Madison Pkwy						Start (CY)	Budget	Expenditure
Jurisdiction:	King George County				PE	2017	\$205	\$205	
Description:	FROM: From 0.087 Miles South of Owens Dr. (Rte. 614) TO: To: 0.206 Miles North of Owens Dr., (Rte. 614) (0.2940 MI)				RW		\$0	\$0	
Scope:	Safety				CN	2020	\$940	\$875	
							Total	\$1,145	\$1,081
Service Area / Fund	Previous	FY2023	FY2024	FY2025	FY2026	FY2027	FY2028	Total	
District Grant Program									
Federal	\$969	\$0	\$0	\$0	\$0	\$0	\$0	\$969	
State	\$1,031	\$0	\$0	\$0	\$0	\$0	\$0	\$1,031	
TOTAL	\$2,000	\$0	\$0	\$0	\$0	\$0	\$0	\$2,000	

ROUTE: 0301	PROJECT NAME				PROGRAM/SYSTEM		MPO Area			
UPC: 114048	NICE BRIDGE REPLACEMENT - APPROACH ROADWAY IMPROVMENTS				Primary		NonMPO			
Jurisdiction:	King George County						Start (CY)	Budget	Expenditure	
Description:	FROM: 142.235 TO: 142.735 (0.5000 MI)				PE	2018	\$1,000	\$337		
Scope:	Reconstruction w/o Added Capacity				RW		\$2,800	\$1,296		
							CN	2020	\$9,200	\$5,846
							Total	\$13,000	\$7,479	
Service Area / Fund	Previous	FY2023	FY2024	FY2025	FY2026	FY2027	FY2028	Total		
Specialized State and Federal										
State	\$3,800	\$9,200	\$0	\$0	\$0	\$0	\$0	\$13,000		

ROUTE: 0301	PROJECT NAME				PROGRAM/SYSTEM		MPO Area		
UPC: 115116	#SMART20 ROUTE 301 UNIVERSITYDR/MARKET CTR DOUBLE R-CUT				Primary		NonMPO		
Street Name:	JAMES MADISON HIGHWAY						Start (CY)	Budget	Expenditure
Jurisdiction:	King George County				PE	2022	\$600	\$0	
Description:	FROM: UNIVERSITY DRIVE TO: MARKET CENTER (0.3800 MI)				RW		\$300	\$0	
Scope:	Traffic Management/Engineering				CN		\$2,600	\$0	
							Total	\$3,500	\$0
Service Area / Fund	Previous	FY2023	FY2024	FY2025	FY2026	FY2027	FY2028	Total	
District Grant Program									
Federal	\$0	\$520	\$2,860	\$0	\$0	\$0	\$0	\$3,380	
State	\$0	\$89	\$31	\$0	\$0	\$0	\$0	\$120	
TOTAL	\$0	\$608	\$2,892	\$0	\$0	\$0	\$0	\$3,500	

ROUTE: 0301	PROJECT NAME				PROGRAM/SYSTEM		MPO Area	
UPC: 115120	#SMART20 ROUTE 301 AND ROUTE 3 MEDIAN U-TURN INTERSECTION				Primary		NonMPO	
Street Name:	JAMES MADISON HIGHWAY				Start (CY)		Budget	Expenditure
Jurisdiction:	King George County				PE	2022	\$600	\$0
Description:	FROM: INTERSECTION OF KINGS HIGHWAY TO: JAMES MADISON HIGHWAY (0.0800 MI)				RW	2025	\$200	\$0
Scope:	Traffic Management/Engineering				CN	2026	\$2,500	\$0
					Total		\$3,300	\$0
Service Area / Fund	Previous	FY2023	FY2024	FY2025	FY2026	FY2027	FY2028	Total
District Grant Program								
State	\$0	\$800	\$2,500	\$0	\$0	\$0	\$0	\$3,300

ROUTE: 0301	PROJECT NAME				PROGRAM/SYSTEM		MPO Area	
UPC: 119109	#SMART22 - US 301 / CHASE STREET INTERSECTION IMPROVEMENTS				Primary		NonMPO	
Street Name:	N. MAIN STREET				Start (CY)		Budget	Expenditure
Jurisdiction:	Caroline County				PE	2025	\$1,456	\$0
Description:	FROM: N. Main Street TO: N. Main Street (0.5700 MI)				RW	2027	\$2,912	\$0
Scope:	Reconstruction w/o Added Capacity				CN	2028	\$7,432	\$0
					Total		\$11,801	\$0
Service Area / Fund	Previous	FY2023	FY2024	FY2025	FY2026	FY2027	FY2028	Total
District Grant Program								
Federal	\$0	\$0	\$0	\$0	\$3,283	\$8,518	\$0	\$11,801

ROUTE: 0360	PROJECT NAME				PROGRAM/SYSTEM		MPO Area	
UPC: 111683	#SMART18 - SHARON ROAD PARK AND RIDE				Secondary		NonMPO	
Street Name:	Sharon Road				Start (CY)		Budget	Expenditure
Jurisdiction:	King William County				PE	2019	\$100	\$77
Description:	FROM: Route 360 TO: Route 662				RW			
Scope:	Safety				CN	2021	\$317	\$347
					Total		\$417	\$424
Service Area / Fund	Previous	FY2023	FY2024	FY2025	FY2026	FY2027	FY2028	Total
District Grant Program								
Federal	\$0	\$334	\$0	\$0	\$0	\$0	\$0	\$334
State	\$83	\$0	\$0	\$0	\$0	\$0	\$0	\$83
TOTAL	\$83	\$334	\$0	\$0	\$0	\$0	\$0	\$417

ROUTE: 0360	PROJECT NAME				PROGRAM/SYSTEM		MPO Area	
UPC: 115727	#SMART20 - ROUTE 360/619 INTERSECTION IMPROVEMENTS				Primary		NonMPO	
REPORT NOTE: Funded to anticipated award estimate								
Street Name:	Richmond Road				Start (CY)		Budget	Expenditure
Jurisdiction:	Richmond County				PE	2019	\$300	\$292
Description:	FROM: 0.0819 MI West Route 619 TO: 0.1001 MI East Route 619 (0.2000 MI)				RW	2021	\$0	\$0
Scope:	Safety				CN	2022	\$830	\$1
					Total		\$1,130	\$293
Service Area / Fund	Previous	FY2023	FY2024	FY2025	FY2026	FY2027	FY2028	Total
District Grant Program								
Federal	\$1,000	\$0	\$0	\$0	\$0	\$0	\$0	\$1,000
State	\$300	\$0	\$0	\$0	\$0	\$0	\$0	\$300
TOTAL	\$1,300	\$0	\$0	\$0	\$0	\$0	\$0	\$1,300

ROUTE:	0395	PROJECT NAME	PROGRAM/SYSTEM					MPO Area
UPC:	120321	#I95CIP EXIT 140 W. STAFFORD CNTY TO CAPITOL HILL (RT. 4)	Interstate					Fredericksburg
Street Name:	I95 Exit 140							
Jurisdiction:	Stafford County							
Description:	FROM: I95 Exit 140 TO: Capitol Hill (Route 4)							
Scope:	Reconstruction w/o Added Capacity							
Service Area / Fund	Previous	FY2023	FY2024	FY2025	FY2026	FY2027	FY2028	Total
Interstate Corridor Funds								
State	\$2,971	\$743	\$743	\$0	\$0	\$0	\$0	\$4,457

ROUTE:	0395	PROJECT NAME	PROGRAM/SYSTEM					MPO Area
UPC:	120322	#I95CIP EXIT 126 TO EXIT 10 N CAROLINE CNTY TO DC CORE RT 1	Interstate					Fredericksburg
Street Name:	I95 EXIT 126							
Jurisdiction:	Spotsylvania County							
Description:	FROM: I95 EXIT 126 TO: I95 EXIT 10							
Scope:	Reconstruction w/o Added Capacity							
Service Area / Fund	Previous	FY2023	FY2024	FY2025	FY2026	FY2027	FY2028	Total
Interstate Corridor Funds								
State	\$4,623	\$1,156	\$1,156	\$0	\$0	\$0	\$0	\$6,934

ROUTE:	0395	PROJECT NAME	PROGRAM/SYSTEM					MPO Area
UPC:	120323	#I95CIP EXIT 133 TO EXIT 9 FREDBG TO PENTAGON / CRYSTAL CITY	Interstate					Fredericksburg
Street Name:	I95 EXIT 133							
Jurisdiction:	Stafford County							
Description:	FROM: I95 EXIT 133 TO: EXIT 9							
Scope:	Reconstruction w/o Added Capacity							
Service Area / Fund	Previous	FY2023	FY2024	FY2025	FY2026	FY2027	FY2028	Total
Interstate Corridor Funds								
State	\$6,103	\$1,526	\$1,526	\$0	\$0	\$0	\$0	\$9,155

ROUTE:	0601	PROJECT NAME	PROGRAM/SYSTEM					MPO Area		
UPC:	115188	Rt.601-Upgrade Existing Flashing Lights and Gates	Rail					NonMPO		
Street Name:	Rt. 601 / Penola Rd.						Start (CY)	Budget	Expenditure	
Jurisdiction:	Caroline County						PE	2021	\$165	\$10
Description:	FROM: 75 ft South of Polecat Ln. TO: at CSXRR Crossing DOT#860527E						RW			
Scope:	Rail/Highway Crossing						CN	2023	\$385	\$0
							Total		\$550	\$10
Service Area / Fund	Previous	FY2023	FY2024	FY2025	FY2026	FY2027	FY2028	Total		
Specialized State and Federal										
Federal	\$149	\$345	\$40	\$0	\$0	\$0	\$0	\$534		
Match	\$17	\$0	\$0	\$0	\$0	\$0	\$0	\$17		
TOTAL	\$165	\$345	\$40	\$0	\$0	\$0	\$0	\$550		

ROUTE: 0606	PROJECT NAME				PROGRAM/SYSTEM		MPO Area			
UPC: 105464	#HB2.FY17 RTE. 606 WEST - RECONSTRUCTION MUDD TAVERN ROAD				Secondary		Fredericksburg			
Street Name:	Mudd Tavern Road						Start (CY)	Budget	Expenditure	
Jurisdiction:	Spotsylvania County						PE	2014	\$2,000	\$1,661
Description:	FROM: 0.176 Miles West of Route 1 TO: 0.054 Miles West of Route 95 SBL (0.6270 MI)						RW	2018	\$8,356	\$6,695
Scope:	Reconstruction w/ Added Capacity						CN	2022	\$11,276	\$0
							Total		\$21,632	\$8,356
Service Area / Fund	Previous	FY2023	FY2024	FY2025	FY2026	FY2027	FY2028	Total		
District Grant Program										
Federal	\$0	\$1,000	\$0	\$0	\$0	\$0	\$0	\$1,000		
State	\$3,650	\$0	\$0	\$0	\$0	\$0	\$0	\$3,650		
Specialized State and Federal										
State	\$2,841	\$381	\$0	\$0	\$0	\$0	\$0	\$3,223		
Legacy CN Formula										
State	\$100	\$0	\$0	\$0	\$0	\$0	\$0	\$100		
Revenue Sharing										
State	\$6,639	\$0	\$0	\$0	\$0	\$0	\$0	\$6,639		
Local	\$6,639	\$0	\$0	\$0	\$0	\$0	\$0	\$6,639		
Other Funds										
Other	\$382	\$0	\$0	\$0	\$0	\$0	\$0	\$382		
TOTAL	\$20,250	\$1,381	\$0	\$0	\$0	\$0	\$0	\$21,632		

ROUTE: 0607	PROJECT NAME				PROGRAM/SYSTEM		MPO Area			
UPC: 113850	#SGR19VB - BRIDGE REPLACE RT 607 DRAGON RUN ID 06145				Secondary		NonMPO			
Street Name:	CHEANEYS BRIDGE RD						Start (CY)	Budget	Expenditure	
Jurisdiction:	Essex County						PE	2020	\$660	\$213
Description:	FROM: 0.062 MI. EAST OF DRAGON RUN CREEK TO: 0.046 MI. WEST OF DRAGON RUN CREEK (0.0160 MI)						RW	2023	\$241	\$0
Scope:	Bridge Replacement w/ Added Capacity						CN	2024	\$2,100	\$0
							Total		\$3,000	\$213
Service Area / Fund	Previous	FY2023	FY2024	FY2025	FY2026	FY2027	FY2028	Total		
State of Good Repair										
Federal	\$660	\$0	\$0	\$0	\$0	\$0	\$0	\$660		
State	\$1,960	\$381	\$0	\$0	\$0	\$0	\$0	\$2,341		
TOTAL	\$2,619	\$381	\$0	\$0	\$0	\$0	\$0	\$3,000		

ROUTE: 0607	PROJECT NAME				PROGRAM/SYSTEM		MPO Area			
UPC: 113993	CONSTRUCT SIDEWALK ON DEACON ROAD				Secondary		Fredericksburg			
Street Name:	DEACON ROAD						Start (CY)	Budget	Expenditure	
Jurisdiction:	Stafford County						PE	2023	\$290	\$0
Description:	FROM: ROUTE 218 -- BUTLER ROAD TO: ROUTE 626 -- LEELEND ROAD (1.1300 MI)						RW	2026	\$10	\$0
Scope:	Facilities for Pedestrians and Bicycles						CN	2027	\$750	\$0
							Total		\$1,050	\$0
Service Area / Fund	Previous	FY2023	FY2024	FY2025	FY2026	FY2027	FY2028	Total		
VA Safety Funds										
Federal	\$0	\$0	\$290	\$760	\$0	\$0	\$0	\$1,050		

ROUTE: 0608	PROJECT NAME (NEW)				PROGRAM/SYSTEM		MPO Area		
UPC: T27125	#BF -Fredericksburg Off-System Route 608 Culvert Replacement				Secondary		NonMPO		
Jurisdiction: Spotsylvania County							Start (CY)	Budget	Expenditure
Description: FROM: CATHARPIN RUN TO: CATHARPIN RUN					PE	2022	\$400	\$0	
Scope: Bridge Replacement w/o Added Capacity					RW	2025	\$250	\$0	
					CN	2025	\$1,350	\$0	
					Total		\$2,000	\$0	
Service Area / Fund	Previous	FY2023	FY2024	FY2025	FY2026	FY2027	FY2028	Total	
Specialized State and Federal									
Federal	\$0	\$2,000	\$0	\$0	\$0	\$0	\$0	\$2,000	

ROUTE: 0610	PROJECT NAME (NEW)				PROGRAM/SYSTEM		MPO Area		
UPC: 120934	GARRISONVILLE ROAD WIDENING				Secondary		Fredericksburg		
Street Name: GARRISONVILLE ROAD							Start (CY)	Budget	Expenditure
Jurisdiction: Stafford County					PE	2027	\$2,796	\$0	
Description: FROM: EUSTACE ROAD (RT 751) TO: SHELTON SHOP RD (RT 648)					RW	2031	\$31,723	\$0	
Scope: Reconstruction w/ Added Capacity					CN	2032	\$20,859	\$0	
					Total		\$55,378	\$0	
Service Area / Fund	Previous	FY2023	FY2024	FY2025	FY2026	FY2027	FY2028	Total	
Specialized State and Federal									
MPO RSTP	\$0	\$0	\$0	\$0	\$549	\$179	\$0	\$728	
Revenue Sharing									
State	\$0	\$0	\$0	\$2,000	\$3,796	\$0	\$0	\$5,796	
Local	\$0	\$0	\$0	\$2,000	\$3,796	\$0	\$0	\$5,796	
TOTAL	\$0	\$0	\$0	\$4,000	\$8,142	\$179	\$0	\$12,321	

ROUTE: 0614	PROJECT NAME (NEW)				PROGRAM/SYSTEM		MPO Area		
UPC: 121572	#SGR23VB RTE 614 OVER EXOL SWAMP ID 10608 BRIDGE REPLACE				Secondary		NonMPO		
Street Name: ROCK SPRING ROAD							Start (CY)	Budget	Expenditure
Jurisdiction: King & Queen County					PE	2026	\$853	\$0	
Description: FROM: EXOL SWAMP TO: EXOL SWAMP (0.0400 MI)					RW	2028	\$130	\$0	
Scope: Bridge Replacement w/o Added Capacity					CN	2029	\$3,651	\$0	
					Total		\$4,634	\$0	
Service Area / Fund	Previous	FY2023	FY2024	FY2025	FY2026	FY2027	FY2028	Total	
State of Good Repair									
Federal	\$0	\$0	\$0	\$0	\$1,000	\$1,159	\$0	\$2,159	
State	\$0	\$0	\$0	\$0	\$159	\$0	\$2,317	\$2,476	
TOTAL	\$0	\$0	\$0	\$0	\$1,159	\$1,159	\$2,317	\$4,634	

ROUTE: 0616	PROJECT NAME				PROGRAM/SYSTEM		MPO Area		
UPC: 107414	ROARING SPRINGS ROAD (SR 616) - BIKE/PED IMPROVEMENTS				Secondary		Hampton Roads		
REPORT NOTE: Revised estimate required.									
Street Name: Roaring Springs Road							Start (CY)	Budget	Expenditure
Jurisdiction: Gloucester County					PE	2022	\$315	\$0	
Description: FROM: Int. Route 17 Business (Main Street) TO: Beaverdam Park (2.4000 MI)					RW	2025	\$950	\$0	
Scope: Facilities for Pedestrians and Bicycles					CN	2026	\$572	\$0	
					Total		\$1,837	\$0	
Service Area / Fund	Previous	FY2023	FY2024	FY2025	FY2026	FY2027	FY2028	Total	
Specialized State and Federal									
MPO CMAQ	\$529	\$65	\$855	\$0	\$0	\$0	\$0	\$1,449	

ROUTE: 0620		PROJECT NAME				PROGRAM/SYSTEM		MPO Area	
UPC: 107141		ROUTE 620 - RECONSTRUCTION				Secondary		Fredericksburg	
Street Name: Harrison Road						Start (CY)		Budget	Expenditure
Jurisdiction: Spotsylvania County						PE	2016	\$1,000	\$655
Description: FROM: 0.092 Miles North of Route 610 (Old Plank Road) TO: 0.043 Miles South of Route 627 (Gordon Road) (0.3140 MI)						RW	2021	\$2,800	\$710
Scope: Reconstruction w/ Added Capacity						CN	2024	\$7,400	\$0
						Total		\$11,200	\$1,365
Service Area / Fund	Previous	FY2023	FY2024	FY2025	FY2026	FY2027	FY2028	Total	
Revenue Sharing									
State	\$1,000	\$1,162	\$3,038	\$0	\$0	\$0	\$0	\$5,200	
Local	\$1,000	\$1,162	\$3,038	\$0	\$0	\$0	\$0	\$5,200	
Other Funds									
Other	\$800	\$0	\$0	\$0	\$0	\$0	\$0	\$800	
TOTAL	\$2,800	\$2,324	\$6,076	\$0	\$0	\$0	\$0	\$11,200	

ROUTE: 0620		PROJECT NAME				PROGRAM/SYSTEM		MPO Area	
UPC: 113992		CONSTRUCT SIDEWALKS ON SPOTSWOOD FURNACE ROAD				Secondary		Fredericksburg	
Street Name: Spotswood Furnace Road						Start (CY)		Budget	Expenditure
Jurisdiction: Spotsylvania County						PE	2023	\$270	\$0
Description: FROM: Route 3 TO: Spotswood Furnace Road (0.0800 MI)						RW	2026	\$60	\$0
Scope: Safety						CN	2027	\$620	\$0
						Total		\$950	\$0
Service Area / Fund	Previous	FY2023	FY2024	FY2025	FY2026	FY2027	FY2028	Total	
VA Safety Funds									
Federal	\$0	\$0	\$270	\$680	\$0	\$0	\$0	\$950	

ROUTE: 0620		PROJECT NAME				PROGRAM/SYSTEM		MPO Area	
UPC: 115764		#SMART20 - HARRISON RD & SALEM CHURCH				Secondary		Fredericksburg	
Street Name: Harrison Road						Start (CY)		Budget	Expenditure
Jurisdiction: Spotsylvania County						PE	2019	\$986	\$509
Description: FROM: 0.192 Miles West of Salem Church Road TO: 0.195 Miles East of Salem Church Road (0.3880 MI)						RW	2022	\$1,605	\$0
Scope: Safety						CN	2024	\$3,509	\$0
						Total		\$6,100	\$509
Service Area / Fund	Previous	FY2023	FY2024	FY2025	FY2026	FY2027	FY2028	Total	
High Priority Projects									
Federal	\$1,871	\$1,500	\$75	\$0	\$0	\$0	\$0	\$3,446	
State	\$629	\$0	\$2,025	\$0	\$0	\$0	\$0	\$2,654	
TOTAL	\$2,500	\$1,500	\$2,100	\$0	\$0	\$0	\$0	\$6,100	

ROUTE: 0624	PROJECT NAME		PROGRAM/SYSTEM				MPO Area	
UPC: 119111	#SMART22 - ROUTE 360/624 INTERSECTION IMPROVEMENTS		Primary				NonMPO	
Street Name:	RICHMOND ROAD				Start (CY)	Budget	Expenditure	
Jurisdiction:	Richmond County				PE	2021	\$627	\$28
Description:	FROM: INT OF RT. 360 AND RT. 624 TO: INT OF RT. 360 AND RT. 624 (0.2700 MI)				RW	2023	\$377	\$0
Scope:	Reconstruction w/o Added Capacity				CN	2024	\$2,104	\$0
					Total		\$3,108	\$28
Service Area / Fund	Previous	FY2023	FY2024	FY2025	FY2026	FY2027	FY2028	Total
District Grant Program								
Federal	\$3,000	\$0	\$0	\$0	\$0	\$0	\$0	\$3,000
State	\$108	\$0	\$0	\$0	\$0	\$0	\$0	\$108
TOTAL	\$3,108	\$0	\$0	\$0	\$0	\$0	\$0	\$3,108

ROUTE: 0626	PROJECT NAME		PROGRAM/SYSTEM				MPO Area	
UPC: 118292	LEELAND ROAD WIDENING		Secondary				Fredericksburg	
Street Name:	LEELAND ROAD				Start (CY)	Budget	Expenditure	
Jurisdiction:	Stafford County				PE	2024	\$645	\$0
Description:	FROM: Intersection W/ Walnut Drive (SR-622) TO: Intersection W/ Walnut Drive (SR-622) (0.3500 MI)				RW	2026	\$741	\$0
Scope:	Reconstruction w/ Added Capacity				CN	2027	\$5,620	\$0
					Total		\$7,007	\$0
Service Area / Fund	Previous	FY2023	FY2024	FY2025	FY2026	FY2027	FY2028	Total
Revenue Sharing								
State	\$323	\$2,440	\$0	\$0	\$0	\$0	\$0	\$2,763
Local	\$323	\$2,440	\$0	\$0	\$0	\$0	\$0	\$2,763
TOTAL	\$645	\$4,880	\$0	\$0	\$0	\$0	\$0	\$5,525

ROUTE: 0627	PROJECT NAME		PROGRAM/SYSTEM				MPO Area	
UPC: 115122	#SMART20 INTERSECTION IMPROVEMENT AT STEFANGIA/MOUNTAIN VIEW		Secondary				Fredericksburg	
REPORT NOTE: Balance to be provided by applicant								
Street Name:	MOUNTAIN VIEW ROAD				Start (CY)	Budget	Expenditure	
Jurisdiction:	Stafford County				PE	2023	\$500	\$0
Description:	FROM: STEFANGIA ROAD TO: LIGHTFOOT DRIVE (0.1000 MI)				RW	2025	\$833	\$0
Scope:	Reconstruction w/o Added Capacity				CN	2026	\$2,367	\$0
					Total		\$3,700	\$0
Service Area / Fund	Previous	FY2023	FY2024	FY2025	FY2026	FY2027	FY2028	Total
District Grant Program								
Federal	\$0	\$0	\$1,862	\$838	\$0	\$0	\$0	\$2,700

ROUTE: 0628	PROJECT NAME		PROGRAM/SYSTEM				MPO Area	
UPC: 119100	#SGR22VB-BRDG BEAM REHAB-RTE626/628 CSX-FED ID 18141/18145		Secondary				NonMPO	
Street Name:	VARIOUS				Start (CY)	Budget	Expenditure	
Jurisdiction:	Stafford County				PE			
Description:	FROM: CSX RR TO: CSX RR (0.0300 MI)				RW			
Scope:	Bridge Rehab w/o Added Capacity				CN	2021	\$2,706	\$45
					Total		\$2,706	\$45
Service Area / Fund	Previous	FY2023	FY2024	FY2025	FY2026	FY2027	FY2028	Total
State of Good Repair								
Federal	\$1,045	\$1,661	\$0	\$0	\$0	\$0	\$0	\$2,706

ROUTE: 0635		PROJECT NAME (NEW)				PROGRAM/SYSTEM		MPO Area	
UPC:	120943	GERMANNA POINT DRIVE EXTENSION				Secondary		Fredericksburg	
Jurisdiction:	Spotsylvania County					Start (CY)		Budget	Expenditure
Description:	FROM: Spotsylvania Avenue TO: Germanna Point Drive					PE	2023	\$4,288	\$0
Scope:	New Construction Roadway					RW	2027	\$21,344	\$0
						CN	2028	\$16,593	\$0
						Total		\$42,226	\$0
Service Area / Fund	Previous	FY2023	FY2024	FY2025	FY2026	FY2027	FY2028	Total	
Revenue Sharing									
State	\$0	\$0	\$0	\$4,060	\$4,060	\$0	\$0	\$8,121	
Local	\$0	\$0	\$0	\$4,060	\$4,060	\$0	\$0	\$8,121	
TOTAL	\$0	\$0	\$0	\$8,121	\$8,121	\$0	\$0	\$16,242	

ROUTE: 0636		PROJECT NAME				PROGRAM/SYSTEM		MPO Area	
UPC:	110987	#SMART18 - RTE 208/HOOD DRIVE INTERSECTION IMPROVEMENT				Secondary		Fredericksburg	
REPORT NOTE: Balance to be addressed at R/W authorization.									
Street Name:	Hood Drive					Start (CY)		Budget	Expenditure
Jurisdiction:	Spotsylvania County					PE	2019	\$515	\$544
Description:	FROM: 0.063 MI N INT 208 TO: 0.134 Mi S INT 208 (0.1980 MI)					RW	2021	\$2,048	\$546
Scope:	Safety					CN	2022	\$3,605	\$0
						Total		\$6,168	\$1,090
Service Area / Fund	Previous	FY2023	FY2024	FY2025	FY2026	FY2027	FY2028	Total	
District Grant Program									
Federal	\$0	\$1,476	\$1,345	\$0	\$0	\$0	\$0	\$2,821	
State	\$1,049	\$1,019	\$0	\$0	\$0	\$0	\$0	\$2,068	
Specialized State and Federal									
MPO CMAQ	\$600	\$133	\$0	\$0	\$0	\$0	\$0	\$733	
MPO RSTP	\$300	\$0	\$0	\$0	\$0	\$0	\$0	\$300	
TOTAL	\$1,950	\$2,628	\$1,345	\$0	\$0	\$0	\$0	\$5,922	

ROUTE: 0636		PROJECT NAME				PROGRAM/SYSTEM		MPO Area	
UPC:	118805	ROUTE 636 HOOD DRIVE TURN LANES				Secondary		Fredericksburg	
Street Name:	HOOD DRIVE					Start (CY)		Budget	Expenditure
Jurisdiction:	Spotsylvania County					PE	2021	\$550	\$305
Description:	FROM: 0.118 Mi S INT 208 TO: 0.298 Mi S INT 208 (0.1800 MI)					RW	2021	\$2,300	\$538
Scope:	Reconstruction w/ Added Capacity					CN	2023	\$3,700	\$0
						Total		\$6,550	\$843
Service Area / Fund	Previous	FY2023	FY2024	FY2025	FY2026	FY2027	FY2028	Total	
Specialized State and Federal									
Local	\$2,850	\$3,700	\$0	\$0	\$0	\$0	\$0	\$6,550	

ROUTE: 0638		PROJECT NAME				PROGRAM/SYSTEM		MPO Area	
UPC:	113852	#SGR19VB - BRIDGE REPLACE RT 638 SOUTH RIVER ID 04471				Secondary		NonMPO	
Street Name:	SOUTH RIVER RD					Start (CY)		Budget	Expenditure
Jurisdiction:	Caroline County					PE	2020	\$670	\$150
Description:	FROM: SOUTH RIVER TO: SOUTH RIVER (0.0500 MI)					RW	2023	\$33	\$0
Scope:	Bridge Replacement w/o Added Capacity					CN	2024	\$3,397	\$0
						Total		\$4,100	\$150
Service Area / Fund	Previous	FY2023	FY2024	FY2025	FY2026	FY2027	FY2028	Total	
State of Good Repair									
Federal	\$1,381	\$0	\$0	\$900	\$0	\$0	\$0	\$2,281	
State	\$715	\$454	\$0	\$0	\$0	\$0	\$0	\$1,169	
Legacy CN Formula									
State	\$650	\$0	\$0	\$0	\$0	\$0	\$0	\$650	
TOTAL	\$2,746	\$454	\$0	\$900	\$0	\$0	\$0	\$4,100	

ROUTE: 0639		PROJECT NAME				PROGRAM/SYSTEM		MPO Area	
UPC:	106670	#HB2.FY17 RTE 639 - LADYSMITH ROAD - WIDENING				Secondary		NonMPO	
REPORT NOTE: Funded to anticipated award estimate									
Street Name:	Ladysmith Road					Start (CY)		Budget	Expenditure
Jurisdiction:	Caroline County					PE	2015	\$2,700	\$2,513
Description:	FROM: 0.152 MI. WEST OF INT. RTE. 1 NORTH TO: 0.835 MI. EAST OF INT. RTE. 1 NORTH (0.9870 MI)					RW	2019	\$5,765	\$4,672
Scope:	Reconstruction w/ Added Capacity					CN	2021	\$18,185	\$1,513
						Total		\$26,650	\$8,699
Service Area / Fund	Previous	FY2023	FY2024	FY2025	FY2026	FY2027	FY2028	Total	
District Grant Program									
Federal	\$6,283	\$1,350	\$0	\$0	\$0	\$0	\$0	\$7,633	
State	\$1,657	\$0	\$0	\$0	\$0	\$0	\$0	\$1,657	
Revenue Sharing									
State	\$0	\$4,579	\$1,696	\$0	\$0	\$0	\$0	\$6,275	
Local	\$0	\$4,579	\$1,696	\$0	\$0	\$0	\$0	\$6,275	
TOTAL	\$7,940	\$10,507	\$3,393	\$0	\$0	\$0	\$0	\$21,840	

ROUTE: 0639		PROJECT NAME				PROGRAM/SYSTEM		MPO Area	
UPC:	110902	#SMART18 - RTE 738/639 INTERSECTION SAFETY IMPROVEMENTS				Secondary		NonMPO	
REPORT NOTE: Funded to anticipated award estimate									
Street Name:	Ladysmith Road					Start (CY)		Budget	Expenditure
Jurisdiction:	Caroline County					PE	2018	\$400	\$446
Description:	FROM: .103 Miles West of Route 738 TO: .088 Miles East of Route 738 (0.1910 MI)					RW	2020	\$387	\$324
Scope:	Safety					CN	2021	\$856	\$726
						Total		\$1,644	\$1,497
Service Area / Fund	Previous	FY2023	FY2024	FY2025	FY2026	FY2027	FY2028	Total	
District Grant Program									
State	\$1,611	\$115	\$0	\$0	\$0	\$0	\$0	\$1,726	

ROUTE: 0641		PROJECT NAME				PROGRAM/SYSTEM		MPO Area	
UPC:	120635	#PTF ONVILLE ROAD IMPROVEMENTS				Secondary		Fredericksburg	
Street Name:	ONVILLE ROAD					Start (CY)		Budget	Expenditure
Jurisdiction:	Stafford County					PE	2022	\$1,434	\$0
Description:	FROM: WORTH AVENUE TO: HULVEY DRIVE (1.1200 MI)					RW	2024	\$7,569	\$0
Scope:	Reconstruction w/ Added Capacity					CN	2025	\$8,079	\$0
						Total		\$17,082	\$0
Service Area / Fund	Previous	FY2023	FY2024	FY2025	FY2026	FY2027	FY2028	Total	
Specialized State and Federal									
State	\$8,541	\$0	\$0	\$0	\$0	\$0	\$0	\$8,541	
MPO CMAQ	\$0	\$0	\$0	\$0	\$75	\$1,297	\$0	\$1,372	
MPO RSTP	\$0	\$0	\$287	\$1,101	\$1,137	\$1,211	\$0	\$3,737	
Other Funds									
Other	\$4,875	\$0	\$0	\$0	\$0	\$0	\$0	\$4,875	
TOTAL	\$13,416	\$0	\$287	\$1,101	\$1,212	\$2,508	\$0	\$18,524	

ROUTE: 0644		PROJECT NAME				PROGRAM/SYSTEM		MPO Area	
UPC:	113851	#SGR19VB - BRIDGE REPLACE RT 644 AQUIA CREEK				Secondary		Fredericksburg	
Street Name:	ROCKHILL CHURCH RD					Start (CY)		Budget	Expenditure
Jurisdiction:	Stafford County					PE	2020	\$929	\$210
Description:	FROM: 0.087 Miles South of AQUIA CREEK TO: 0.098 Miles North of AQUIA CREEK (0.1847 MI)					RW	2023	\$639	\$0
Scope:	Bridge Replacement w/o Added Capacity					CN	2025	\$4,912	\$0
						Total		\$6,480	\$210
Service Area / Fund	Previous	FY2023	FY2024	FY2025	FY2026	FY2027	FY2028	Total	
State of Good Repair									
State	\$647	\$2,928	\$825	\$0	\$1,380	\$0	\$0	\$5,780	
Legacy CN Formula									
State	\$700	\$0	\$0	\$0	\$0	\$0	\$0	\$700	
TOTAL	\$1,347	\$2,928	\$825	\$0	\$1,380	\$0	\$0	\$6,480	

ROUTE: 0648		PROJECT NAME				PROGRAM/SYSTEM		MPO Area	
UPC:	117026	#SMART22 - RT. 648 - SHELTON SHOP ROAD IMPROVEMENTS				Secondary		Fredericksburg	
Street Name:	Shelton Shop Road					Start (CY)		Budget	Expenditure
Jurisdiction:	Stafford County					PE	2022	\$2,044	\$83
Description:	FROM: Intersection with Garrisonville Rd (SR-610) TO: Intersection with Courthouse Rd. (SR-630) (1.8900 MI)					RW	2025	\$13,805	\$0
Scope:	Reconstruction w/o Added Capacity					CN	2026	\$13,980	\$0
						Total		\$29,829	\$83
Service Area / Fund	Previous	FY2023	FY2024	FY2025	FY2026	FY2027	FY2028	Total	
District Grant Program									
Federal	\$0	\$0	\$329	\$1,437	\$2,148	\$2,268	\$0	\$6,181	
State	\$0	\$0	\$3,880	\$1,044	\$908	\$2,300	\$0	\$8,133	
Revenue Sharing									
State	\$0	\$1,595	\$1,595	\$0	\$0	\$0	\$0	\$3,189	
Local	\$0	\$1,595	\$1,595	\$0	\$0	\$0	\$0	\$3,189	
Other Funds									
Other	\$0	\$0	\$0	\$0	\$4,568	\$4,568	\$0	\$9,137	
TOTAL	\$0	\$3,189	\$7,398	\$2,481	\$7,624	\$9,136	\$0	\$29,829	

ROUTE: 0658	PROJECT NAME (NEW)				PROGRAM/SYSTEM		MPO Area			
UPC: 121539	#SGR23VB RTE 658 OVER MONROE CREEK ID 19244 CULVERT REPLACE				Secondary		NonMPO			
Street Name:	MONROE BAY CIRCLE						Start (CY)	Budget	Expenditure	
Jurisdiction:	Westmoreland County				PE		2022	\$328	\$0	
Description:	FROM: MONROE CREEK TO: MONROE CREEK (0.0200 MI)				RW		2025	\$613	\$0	
Scope:	Bridge Replacement w/o Added Capacity				CN		2025	\$1,783	\$0	
								Total	\$2,724	\$0
Service Area / Fund	Previous	FY2023	FY2024	FY2025	FY2026	FY2027	FY2028	Total		
State of Good Repair										
Federal	\$0	\$0	\$0	\$0	\$0	\$2,724	\$0	\$2,724		

ROUTE: 0695	PROJECT NAME				PROGRAM/SYSTEM		MPO Area			
UPC: 118287	#SGR21VB(FED ID10694) BRDG REPLACE-RTE 695 OVER OYSTER CREEK				Secondary		NonMPO			
Street Name:	WINDMILL POINT ROAD						Start (CY)	Budget	Expenditure	
Jurisdiction:	Lancaster County				PE		2021	\$985	\$34	
Description:	FROM: 5.75 MI EAST RTE 3 TO: 5.85 MI EAST RTE 3 (0.1000 MI)				RW		2025	\$364	\$0	
Scope:	Bridge Replacement w/o Added Capacity				CN		2026	\$6,255	\$0	
								Total	\$7,604	\$34
Service Area / Fund	Previous	FY2023	FY2024	FY2025	FY2026	FY2027	FY2028	Total		
State of Good Repair										
Federal	\$0	\$800	\$985	\$5,819	\$0	\$0	\$0	\$7,604		

ROUTE: 0711	PROJECT NAME				PROGRAM/SYSTEM		MPO Area			
UPC: 109516	ROUTE 711 - CROSSOVER MOVEMENT CONVERSION				Secondary		Fredericksburg			
Street Name:	Southpoint Parkway						Start (CY)	Budget	Expenditure	
Jurisdiction:	Spotsylvania County				PE		2017	\$572	\$594	
Description:	FROM: 0.02 Mi. WEST OF INT. RTE 1 & RTE 711 TO: 0.263 Mi. WEST OF INT. RTE 1 & RTE 711 (0.2430 MI)				RW		2020	\$711	\$289	
Scope:	Safety				CN		2021	\$675	\$0	
								Total	\$1,957	\$883
Service Area / Fund	Previous	FY2023	FY2024	FY2025	FY2026	FY2027	FY2028	Total		
VA Safety Funds										
Federal	\$326	\$489	\$290	\$0	\$0	\$0	\$0	\$1,104		
Specialized State and Federal										
Federal	\$853	\$0	\$0	\$0	\$0	\$0	\$0	\$853		
TOTAL	\$1,179	\$489	\$290	\$0	\$0	\$0	\$0	\$1,957		

ROUTE: 0753		PROJECT NAME				PROGRAM/SYSTEM		MPO Area	
UPC:	105722	#SMART20 - ROUTE 1/ENON ROAD INTERSECTION AND ROADWAY IMP				Secondary		Fredericksburg	
REPORT NOTE: Balance to be addressed at R/W authorization									
Street Name:	Enon Road					Start (CY)		Budget	Expenditure
Jurisdiction:	Stafford County					PE	2021	\$1,200	\$157
Description:	FROM: Int. of Jefferson Davis Highway (Rte. 1) TO: Int. Beauregard Drive (0.6000 MI)					RW	2024	\$2,700	\$0
Scope:	Reconstruction w/o Added Capacity					CN	2025	\$6,700	\$0
						Total		\$10,600	\$157
Service Area / Fund	Previous	FY2023	FY2024	FY2025	FY2026	FY2027	FY2028	Total	
High Priority Projects									
Federal	\$630	\$0	\$489	\$300	\$311	\$0	\$0	\$1,730	
State	\$0	\$0	\$0	\$0	\$600	\$0	\$0	\$600	
District Grant Program									
Federal	\$0	\$0	\$1,104	\$252	\$0	\$0	\$0	\$1,356	
State	\$0	\$670	\$96	\$0	\$0	\$0	\$0	\$766	
Specialized State and Federal									
MPO CMAQ	\$277	\$752	\$136	\$39	\$592	\$0	\$0	\$1,796	
MPO RSTP	\$1,136	\$1,097	\$1,261	\$36	\$0	\$0	\$0	\$3,530	
Revenue Sharing									
State	\$155	\$0	\$0	\$0	\$0	\$0	\$0	\$155	
Local	\$155	\$0	\$0	\$0	\$0	\$0	\$0	\$155	
Other Funds									
Other	\$31	\$0	\$0	\$0	\$0	\$0	\$0	\$31	
TOTAL	\$2,385	\$2,519	\$3,086	\$627	\$1,503	\$0	\$0	\$10,120	

ROUTE: 2014		PROJECT NAME (NEW)				PROGRAM/SYSTEM		MPO Area	
UPC:	T27126	#BF-Fredericksburg Off-System Route 2014 Culvert Replacement				Secondary		NonMPO	
Jurisdiction:	Spotsylvania County					Start (CY)		Budget	Expenditure
Description:	FROM: STREAM TO: STREAM					PE	2022	\$400	\$0
Scope:	Bridge Replacement w/o Added Capacity					RW	2025	\$250	\$0
						CN	2025	\$1,350	\$0
						Total		\$2,000	\$0
Service Area / Fund	Previous	FY2023	FY2024	FY2025	FY2026	FY2027	FY2028	Total	
Specialized State and Federal									
Federal	\$0	\$2,000	\$0	\$0	\$0	\$0	\$0	\$2,000	

ROUTE: 2092		PROJECT NAME				PROGRAM/SYSTEM		MPO Area	
UPC:	111456	RTE. 2092 - SECONDARY ACCESS NORTH OF ROUTE 606				Secondary		Fredericksburg	
Street Name:	Route 2092					Start (CY)		Budget	Expenditure
Jurisdiction:	Spotsylvania County					PE	2017	\$750	\$637
Description:	FROM: 0.009 Mi. West of Int. S. Roxbury Mill Rd. (Rte. 632) TO: Intersection Dan Bell Lane (0.4400 MI)					RW	2018	\$3,148	\$2,706
Scope:	Reconstruction w/ Added Capacity					CN	2022	\$4,166	\$0
						Total		\$8,064	\$3,343
Service Area / Fund	Previous	FY2023	FY2024	FY2025	FY2026	FY2027	FY2028	Total	
Specialized State and Federal									
Local	\$2,018	\$0	\$0	\$0	\$0	\$0	\$0	\$2,018	
Revenue Sharing									
State	\$1,740	\$1,579	\$0	\$0	\$0	\$0	\$0	\$3,320	
Local	\$1,740	\$1,579	\$0	\$0	\$0	\$0	\$0	\$3,320	
TOTAL	\$5,499	\$3,158	\$0	\$0	\$0	\$0	\$0	\$8,657	

ROUTE: 3953	PROJECT NAME		PROGRAM/SYSTEM				MPO Area	
UPC: 117031	RECONSTRUCTION - STAFFORD AVENUE		Urban				Fredericksburg	
Street Name:	Stafford Avenue		Start (CY)		Budget	Expenditure		
Jurisdiction:	Fredericksburg		PE	2025	\$23	\$0		
Description:	FROM: William Street TO: U.S. Route 1 Bypass (0.5000 MI)		RW					
Scope:	Resurfacing		CN	2027	\$577	\$0		
			Total		\$600	\$0		
Service Area / Fund	Previous	FY2023	FY2024	FY2025	FY2026	FY2027	FY2028	Total
Revenue Sharing								
State	\$12	\$289	\$0	\$0	\$0	\$0	\$0	\$300
Local	\$12	\$289	\$0	\$0	\$0	\$0	\$0	\$300
TOTAL	\$23	\$577	\$0	\$0	\$0	\$0	\$0	\$600

ROUTE: 9999	PROJECT NAME		PROGRAM/SYSTEM				MPO Area	
UPC: T21762	FREDERICKSBURG DGP DEALLOCATION BALANCE ENTRY		Other				NonMPO	
Jurisdiction:	Fredericksburg District-wide							
Description:								
Scope:								
Service Area / Fund	Previous	FY2023	FY2024	FY2025	FY2026	FY2027	FY2028	Total
District Grant Program								
Federal	\$315	\$0	\$0	\$0	\$0	\$0	\$0	\$315
State	\$5,670	\$625	\$0	\$0	\$0	\$0	\$0	\$6,295
GARVEE	\$4,037	\$0	\$0	\$0	\$0	\$0	\$0	\$4,037
TOTAL	\$10,022	\$625	\$0	\$0	\$0	\$0	\$0	\$10,646

ROUTE: 9999	PROJECT NAME		PROGRAM/SYSTEM				MPO Area	
UPC: T15985	#HB2.FY17 HWY CONST DISTRICT GRANT PRGM - FREDERICKSBURG		Other				NonMPO	
Jurisdiction:	Fredericksburg District-wide							
Description:								
Scope:								
Service Area / Fund	Previous	FY2023	FY2024	FY2025	FY2026	FY2027	FY2028	Total
District Grant Program								
Federal	\$0	\$0	\$0	\$0	\$0	\$0	\$15,000	\$15,000
State	\$10,585	\$5,486	\$7,068	\$16,570	\$16,062	\$16,313	\$17,626	\$89,710
TOTAL	\$10,585	\$5,486	\$7,068	\$16,570	\$16,062	\$16,313	\$32,626	\$104,710

ROUTE: 9999	PROJECT NAME		PROGRAM/SYSTEM				MPO Area	
UPC: T13913	#SGR Fredericksburg-VDOT SGR Bridge-Balance Entry		Other				NonMPO	
Jurisdiction:	Fredericksburg District-wide							
Description:	FROM: various TO: various							
Scope:	Other							
Service Area / Fund	Previous	FY2023	FY2024	FY2025	FY2026	FY2027	FY2028	Total
State of Good Repair								
Federal	\$6,400	\$0	\$0	\$0	\$0	\$0	\$13,653	\$20,053
State	\$11,001	\$8,885	\$14,066	\$0	\$0	\$0	\$5,278	\$39,230
TOTAL	\$17,401	\$8,885	\$14,066	\$0	\$0	\$0	\$18,931	\$59,283

ROUTE: 9999	PROJECT NAME		PROGRAM/SYSTEM				MPO Area	
UPC: T13516	#SGR Fredericksburg-VDOT SGR Paving-Balance Entry		Other				NonMPO	
Jurisdiction:	Fredericksburg District-wide							
Description:	FROM: various TO: various							
Scope:	Other							
Service Area / Fund	Previous	FY2023	FY2024	FY2025	FY2026	FY2027	FY2028	Total
State of Good Repair								
Federal	\$860	\$0	\$0	\$0	\$0	\$0	\$0	\$860
State	\$1,467	\$3,009	\$6,634	\$7,205	\$7,148	\$7,045	\$7,054	\$39,561
TOTAL	\$2,327	\$3,009	\$6,634	\$7,205	\$7,148	\$7,045	\$7,054	\$40,421

ROUTE: 9999	PROJECT NAME		PROGRAM/SYSTEM				MPO Area	
UPC: T9572	#SGR Fredericksburg-Local SGR Paving-Balance Entry		Other				NonMPO	
Jurisdiction:	Fredericksburg District-wide							
Description:								
Scope:								
Service Area / Fund	Previous	FY2023	FY2024	FY2025	FY2026	FY2027	FY2028	Total
State of Good Repair								
State	\$225	\$0	\$316	\$343	\$340	\$335	\$336	\$1,895

ROUTE: 9999	PROJECT NAME		PROGRAM/SYSTEM				MPO Area	
UPC: 99570	Project Prescoping - Fredericksburg		Other				NonMPO	
Street Name:	Various							
Jurisdiction:	Fredericksburg District-wide							
Description:	FROM: Various TO: Various							
Scope:	Preliminary Engineering							
Service Area / Fund	Previous	FY2023	FY2024	FY2025	FY2026	FY2027	FY2028	Total
Research & Planning								
State	\$6,919	\$1,660	\$0	\$0	\$0	\$0	\$0	\$8,579

ROUTE:	9999	PROJECT NAME	PROGRAM/SYSTEM					MPO Area	
UPC:	109574	#HB2.FY17 VIRGINIA CENTRAL RAILWAY TRAIL BRIDGE	Other					Fredericksburg	
REPORT NOTE: Balance to be addressed at CN completion									
Jurisdiction:	Fredericksburg								
Description:	FROM: VCR Trail Bridge TO: over north Hazel Run (0.0100 MI)					Start (CY)	Budget	Expenditure	
Scope:	Special Bridge					PE	2017	\$20	\$16
						RW			
						CN	2019	\$309	\$0
						Total		\$329	\$16
Service Area / Fund	Previous	FY2023	FY2024	FY2025	FY2026	FY2027	FY2028	Total	
District Grant Program									
State	\$160	\$0	\$0	\$0	\$0	\$0	\$0	\$160	
Specialized State and Federal									
MPO CMAQ	\$85	\$143	\$0	\$0	\$0	\$0	\$0	\$228	
MPO RSTP	\$75	\$0	\$0	\$0	\$0	\$0	\$0	\$75	
Other Funds									
Other	\$9	\$0	\$0	\$0	\$0	\$0	\$0	\$9	
TOTAL	\$329	\$143	\$0	\$0	\$0	\$0	\$0	\$472	

ROUTE:	9999	PROJECT NAME	PROGRAM/SYSTEM					MPO Area
UPC:	110383	FALL HILL AVE BR APPRCHS RECON/WIDENING GARVEE DEBT SERVICE	Urban					Fredericksburg
Jurisdiction:	Fredericksburg							
Description:								
Scope:								
Service Area / Fund	Previous	FY2023	FY2024	FY2025	FY2026	FY2027	FY2028	Total
Debt Service								
Federal	\$11,305	\$5,369	\$2,626	\$2,626	\$2,626	\$2,626	\$2,626	\$29,805

ROUTE:	9999	PROJECT NAME	PROGRAM/SYSTEM					MPO Area
UPC:	110864	SHOULDER RUMBLE STRIPS - DISTRICT WIDE	Primary					NonMPO
Street Name:	VARIOUS LOCATIONS					Start (CY)	Budget	Expenditure
Jurisdiction:	Fredericksburg District-wide					PE		
Description:	FROM: VARIOUS TO: VARIOUS					RW		
Scope:	Safety					CN	2022	\$990
						Total		\$990
								\$0
Service Area / Fund	Previous	FY2023	FY2024	FY2025	FY2026	FY2027	FY2028	Total
VA Safety Funds								
Federal	\$100	\$890	\$0	\$0	\$0	\$0	\$0	\$990

ROUTE:	9999	PROJECT NAME	PROGRAM/SYSTEM					MPO Area
UPC:	111029	SHOULDER RUMBLE STRIPS - DISTRICT WIDE	Primary					NonMPO
Jurisdiction:	Fredericksburg District-wide					Start (CY)	Budget	Expenditure
Description:	FROM: VARIOUS TO: VARIOUS					PE		
Scope:	Safety					RW		
						CN	2022	\$720
						Total		\$720
								\$0
Service Area / Fund	Previous	FY2023	FY2024	FY2025	FY2026	FY2027	FY2028	Total
VA Safety Funds								
Federal	\$60	\$660	\$0	\$0	\$0	\$0	\$0	\$720

ROUTE: 9999		PROJECT NAME				PROGRAM/SYSTEM		MPO Area	
UPC:	111883	#SMART18 - BROOKE PLATFORMS + PED BRIDGE + PED/BIKE ACCESS				Rail		Fredericksburg	
Jurisdiction:	Stafford County					Start (CY)		Budget	Expenditure
Description:	FROM: various TO: various					PE	2019	\$1,480	\$0
Scope:	Transit					RW			
					CN	2020	\$5,920	\$0	
					Total		\$7,400	\$0	
Service Area / Fund	Previous	FY2023	FY2024	FY2025	FY2026	FY2027	FY2028	Total	
High Priority Projects									
State	\$3,967	\$3,426	\$0	\$0	\$0	\$0	\$0	\$7,393	
Specialized State and Federal									
MPO CMAQ	\$0	\$500	\$0	\$0	\$0	\$0	\$0	\$500	
TOTAL	\$3,967	\$3,926	\$0	\$0	\$0	\$0	\$0	\$7,893	

ROUTE: 9999		PROJECT NAME				PROGRAM/SYSTEM		MPO Area	
UPC:	111884	#SMART18 - LEELAND ROAD PLATFORMS + PED. BRIDGE + PED./BIKE				Rail		Fredericksburg	
Jurisdiction:	Stafford County					Start (CY)		Budget	Expenditure
Description:	FROM: various TO: various					PE	2020	\$1,400	\$0
Scope:	Transit					RW			
					CN	2021	\$13,857	\$0	
					Total		\$15,257	\$0	
Service Area / Fund	Previous	FY2023	FY2024	FY2025	FY2026	FY2027	FY2028	Total	
High Priority Projects									
State	\$4,860	\$0	\$0	\$0	\$0	\$0	\$0	\$4,860	

ROUTE: 9999		PROJECT NAME				PROGRAM/SYSTEM		MPO Area	
UPC:	111885	#SMART18 - LEELAND ROAD PARKING EXPANSION				Rail		Fredericksburg	
Jurisdiction:	Stafford County					Start (CY)		Budget	Expenditure
Description:	FROM: Leeland Road Parking Lot TO: Leeland Road Parking Lot					PE	2019	\$724	\$0
Scope:	Transit					RW			
					CN	2020	\$4,795	\$0	
					Total		\$5,519	\$0	
Service Area / Fund	Previous	FY2023	FY2024	FY2025	FY2026	FY2027	FY2028	Total	
High Priority Projects									
State	\$5,519	\$0	\$0	\$0	\$0	\$0	\$0	\$5,519	

ROUTE: 9999		PROJECT NAME				PROGRAM/SYSTEM		MPO Area	
UPC:	111886	#SMART18 - CROSSROADS MAINTENANCE & STORAGE FACILITY				Rail		Fredericksburg	
REPORT NOTE: Balance to be provided by applicant									
Jurisdiction:	Spotsylvania County					Start (CY)		Budget	Expenditure
Description:	FROM: VRE Crossroads Facility TO: VRE Crossroads Facility					PE		\$1,091	\$0
Scope:	Transit					RW	2021	\$1,000	\$0
					CN		\$7,275	\$0	
					Total		\$9,366	\$0	
Service Area / Fund	Previous	FY2023	FY2024	FY2025	FY2026	FY2027	FY2028	Total	
High Priority Projects									
State	\$5,057	\$3,309	\$0	\$0	\$0	\$0	\$0	\$8,366	

ROUTE: 9999	PROJECT NAME				PROGRAM/SYSTEM		MPO Area		
UPC: 113837	STAFFORD SIDEWALK -- MANNING ROAD AND LICHFIELD BOULEVARD				Secondary		Fredericksburg		
Street Name:	VARIOUS						Start (CY)	Budget	Expenditure
Jurisdiction:	Stafford County				PE		2023	\$255	\$0
Description:	FROM: VARIOUS TO: VARIOUS (0.2430 MI)				RW		2026	\$150	\$0
Scope:	Facilities for Pedestrians and Bicycles				CN		2027	\$182	\$0
							Total	\$587	\$0
Service Area / Fund	Previous	FY2023	FY2024	FY2025	FY2026	FY2027	FY2028	Total	
VA Safety Funds									
Federal	\$0	\$0	\$255	\$332	\$0	\$0	\$0	\$587	

ROUTE: 9999	PROJECT NAME				PROGRAM/SYSTEM		MPO Area			
UPC: 113994	SHOULDER RUMBLE STRIPS - DISTRICT WIDE				Primary		NonMPO			
Jurisdiction:	Stafford County						Start (CY)	Budget	Expenditure	
Description:	FROM: VARIOUS TO: VARIOUS				PE		2022	\$200	\$0	
Scope:	Safety				RW					
							CN	2023	\$1,815	\$0
							Total	\$2,015	\$0	
Service Area / Fund	Previous	FY2023	FY2024	FY2025	FY2026	FY2027	FY2028	Total		
VA Safety Funds										
Federal	\$0	\$200	\$1,141	\$674	\$0	\$0	\$0	\$2,015		

ROUTE: 9999	PROJECT NAME				PROGRAM/SYSTEM		MPO Area			
UPC: 113995	SHOULDER RUMBLE STRIPS - DISTRICT WIDE				Primary		Fredericksburg			
Jurisdiction:	Fredericksburg District-wide						Start (CY)	Budget	Expenditure	
Description:	FROM: VARIOUS TO: Districtwide				PE		2023	\$20	\$0	
Scope:	Safety				RW					
							CN	2024	\$186	\$0
							Total	\$206	\$0	
Service Area / Fund	Previous	FY2023	FY2024	FY2025	FY2026	FY2027	FY2028	Total		
VA Safety Funds										
Federal	\$0	\$20	\$0	\$186	\$0	\$0	\$0	\$206		

ROUTE: 9999	PROJECT NAME				PROGRAM/SYSTEM		MPO Area		
UPC: 114897	SPOTSYLVANIA PARKWAY/HOSPITAL BLVD				Secondary		Fredericksburg		
Street Name:	Hospital Blvd						Start (CY)	Budget	Expenditure
Jurisdiction:	Spotsylvania County				PE				
Description:	FROM: 0.389 Mi E Intersection of Spotsylvania Parkway and NB Rout TO: Intersection of Hospital Blvd. and Route 17 (Mills Drive)				RW				
Scope:	Resurfacing				CN		2022	\$810	\$0
							Total	\$810	\$0
Service Area / Fund	Previous	FY2023	FY2024	FY2025	FY2026	FY2027	FY2028	Total	
Specialized State and Federal									
State	\$22	\$1	\$382	\$0	\$0	\$0	\$0	\$405	
Other Funds									
Other	\$0	\$405	\$0	\$0	\$0	\$0	\$0	\$405	
TOTAL	\$22	\$406	\$382	\$0	\$0	\$0	\$0	\$810	

ROUTE: 9999		PROJECT NAME				PROGRAM/SYSTEM		MPO Area	
UPC:	115177	#SMART20 FRED TRANSIT-SHELTERS AND BENCHES				Other		Fredericksburg	
Street Name:	VARIOUS LOCATIONS					Start (CY)		Budget	Expenditure
Jurisdiction:	Fredericksburg					PE			
Description:	FROM: VARIOUS LOCATIONS TO: VARIOUS LOCATIONS					RW			
Scope:	Other					CN	2024	\$256	\$0
						Total		\$256	\$0
Service Area / Fund	Previous	FY2023	FY2024	FY2025	FY2026	FY2027	FY2028	Total	
High Priority Projects									
State	\$219	\$0	\$0	\$0	\$0	\$0	\$0	\$219	
Other Funds									
Other	\$38	\$0	\$0	\$0	\$0	\$0	\$0	\$38	
TOTAL	\$256	\$0	\$0	\$0	\$0	\$0	\$0	\$256	

ROUTE: 9999		PROJECT NAME				PROGRAM/SYSTEM		MPO Area		
UPC:	116590	DISTRICT-WIDE SYSTEMIC RUMBLE STRIPS				Primary		Fredericksburg		
Jurisdiction:	Stafford County					Start (CY)		Budget	Expenditure	
Description:	FROM: VARIOUS TO: VARIOUS					PE		2022	\$300	\$0
Scope:	Safety					RW				
						CN	2023	\$4,912	\$0	
						Total		\$5,212	\$0	
Service Area / Fund	Previous	FY2023	FY2024	FY2025	FY2026	FY2027	FY2028	Total		
VA Safety Funds										
Federal	\$1,658	\$945	\$1,625	\$0	\$0	\$0	\$0	\$4,229		
Specialized State and Federal										
Federal	\$983	\$0	\$0	\$0	\$0	\$0	\$0	\$983		
TOTAL	\$2,641	\$945	\$1,625	\$0	\$0	\$0	\$0	\$5,212		

ROUTE: 9999		PROJECT NAME				PROGRAM/SYSTEM		MPO Area		
UPC:	116592	DISTRICT-WIDE SYSTEMIC UNSIGNALIZED INTER (FY23 -FY25)				Other		Fredericksburg		
Jurisdiction:	Fredericksburg District-wide					Start (CY)		Budget	Expenditure	
Description:	FROM: VARIOUS TO: VARIOUS					PE		2022	\$30	\$0
Scope:	Safety					RW				
						CN	2023	\$1,694	\$0	
						Total		\$1,724	\$0	
Service Area / Fund	Previous	FY2023	FY2024	FY2025	FY2026	FY2027	FY2028	Total		
VA Safety Funds										
Federal	\$1,502	\$222	\$0	\$0	\$0	\$0	\$0	\$1,724		

ROUTE: 9999	PROJECT NAME				PROGRAM/SYSTEM		MPO Area			
UPC: 117572	DISTRICTWIDE - TRENCH WIDENING (TOP 100 SEGMENTS)				Other		Fredericksburg			
REPORT NOTE: Funded to anticipated award estimate										
Jurisdiction:	Fredericksburg District-wide						Start (CY)	Budget	Expenditure	
Description:	FROM: Various Routes TO: Districtwide						PE	2020	\$36	\$32
Scope:	Reconstruction w/o Added Capacity						RW			
							CN	2022	\$1,284	\$0
							Total		\$1,320	\$32
Service Area / Fund	Previous	FY2023	FY2024	FY2025	FY2026	FY2027	FY2028	Total		
VA Safety Funds										
Federal	\$0	\$35	\$0	\$0	\$0	\$0	\$0	\$35		
Specialized State and Federal										
Federal	\$1,326	\$0	\$0	\$0	\$0	\$0	\$0	\$1,326		
TOTAL	\$1,326	\$35	\$0	\$0	\$0	\$0	\$0	\$1,362		

ROUTE: 9999	PROJECT NAME				PROGRAM/SYSTEM		MPO Area			
UPC: 117899	VCR TRAIL - TAP				Enhancement		Fredericksburg			
Street Name:	Virginia Central Railroad Trail						Start (CY)	Budget	Expenditure	
Jurisdiction:	Spotsylvania County						PE	2021	\$380	\$36
Description:	FROM: old trail head (old Virginia Central Railroad Trail) TO: Route 620 (Harrison Road) (0.2300 MI)						RW			
Scope:	Facilities for Pedestrians and Bicycles						CN	2024	\$1,080	\$0
							Total		\$1,460	\$36
Service Area / Fund	Previous	FY2023	FY2024	FY2025	FY2026	FY2027	FY2028	Total		
Specialized State and Federal										
Federal	\$251	\$0	\$0	\$0	\$0	\$0	\$0	\$251		
MPO CMAQ	\$67	\$46	\$9	\$578	\$0	\$0	\$0	\$700		
Other Funds										
Other	\$1,209	\$0	\$0	\$0	\$0	\$0	\$0	\$1,209		
TOTAL	\$1,527	\$46	\$9	\$578	\$0	\$0	\$0	\$2,159		

ROUTE: 9999	PROJECT NAME				PROGRAM/SYSTEM		MPO Area			
UPC: 117937	STAFFORDBORO BOULEVARD SIDEWALK				Enhancement		Fredericksburg			
Street Name:	STAFFORDBORO BLVD						Start (CY)	Budget	Expenditure	
Jurisdiction:	Stafford County						PE	2021	\$410	\$1
Description:	FROM: PIKE PLACE / CRATER LANE TO: STAFFORDBORO PARK N RIDE LOT						RW	2023	\$490	\$0
Scope:	Facilities for Pedestrians and Bicycles						CN	2025	\$885	\$0
							Total		\$1,785	\$1
Service Area / Fund	Previous	FY2023	FY2024	FY2025	FY2026	FY2027	FY2028	Total		
Specialized State and Federal										
Federal	\$862	\$0	\$0	\$0	\$0	\$0	\$0	\$862		
MPO CMAQ	\$67	\$109	\$197	\$324	\$0	\$0	\$0	\$698		
MPO TAP	\$121	\$0	\$0	\$0	\$0	\$0	\$0	\$121		
Other Funds										
Other	\$290	\$0	\$0	\$0	\$0	\$0	\$0	\$290		
TOTAL	\$1,340	\$109	\$197	\$324	\$0	\$0	\$0	\$1,970		

ROUTE: 9999	PROJECT NAME				PROGRAM/SYSTEM		MPO Area	
UPC: 118231	SAFETY PRESCOPING UPC - FREDERICKSBURG				Other		Fredericksburg	
Street Name:	VARIOUS							
Jurisdiction:	Fredericksburg District-wide							
Description:	FROM: VARIOUS TO: VARIOUS							
Scope:	Safety							
Service Area / Fund	Previous	FY2023	FY2024	FY2025	FY2026	FY2027	FY2028	Total
VA Safety Funds								
Federal	\$217	\$204	\$217	\$199	\$0	\$0	\$0	\$838
Specialized State and Federal								
Federal	\$456	\$0	\$0	\$0	\$0	\$0	\$0	\$456
TOTAL	\$673	\$204	\$217	\$199	\$0	\$0	\$0	\$1,294

ROUTE: 9999	PROJECT NAME				PROGRAM/SYSTEM		MPO Area		
UPC: 118932	#SGR22VP - PM-6S-22 Asphalt Resurfacing Primary System				Primary		NonMPO		
Street Name:	Varies						Start (CY)	Budget	Expenditure
Jurisdiction:	Fredericksburg District-wide				PE				
Description:	FROM: Varies TO: Varies				RW				
Scope:	Resurfacing				CN		2021	\$2,529	\$4
							Total	\$2,529	\$4
Service Area / Fund	Previous	FY2023	FY2024	FY2025	FY2026	FY2027	FY2028	Total	
State of Good Repair									
Federal	\$2,273	\$0	\$0	\$0	\$0	\$0	\$0	\$2,273	
State	\$143	\$113	\$0	\$0	\$0	\$0	\$0	\$257	
TOTAL	\$2,416	\$113	\$0	\$0	\$0	\$0	\$0	\$2,529	

ROUTE: 9999	PROJECT NAME				PROGRAM/SYSTEM		MPO Area		
UPC: 119135	LYNHAVEN LANE - RURAL ADDITION				Secondary		Fredericksburg		
Street Name:	LYNHAVEN LANE						Start (CY)	Budget	Expenditure
Jurisdiction:	Stafford County				PE				
Description:	FROM: INT OF RT. 630 (COURTHOUSE RD) TO: ESM LYNHAVEN LANE				RW				
Scope:	Resurfacing				CN		2025	\$467	\$0
							Total	\$467	\$0
Service Area / Fund	Previous	FY2023	FY2024	FY2025	FY2026	FY2027	FY2028	Total	
Specialized State and Federal									
State	\$0	\$42	\$130	\$155	\$0	\$0	\$0	\$327	
Other Funds									
Other	\$50	\$45	\$45	\$0	\$0	\$0	\$0	\$140	
TOTAL	\$50	\$87	\$175	\$155	\$0	\$0	\$0	\$467	

ROUTE: 9999		PROJECT NAME				PROGRAM/SYSTEM		MPO Area	
UPC:	119188	#SMART22 - IDLEWILD TO VCR TRAIL CONNECTOR				Secondary		Fredericksburg	
Jurisdiction:	Fredericksburg						Start (CY)	Budget	Expenditure
Description:	FROM: KINGS MILL DRIVE TO: IDLEWILD BLVD (0.1900 MI)					PE	2021	\$802	\$3
Scope:	Facilities for Pedestrians and Bicycles					RW	2027	\$850	\$0
						CN	2028	\$3,487	\$0
						Total		\$5,140	\$3
Service Area / Fund	Previous	FY2023	FY2024	FY2025	FY2026	FY2027	FY2028	Total	
District Grant Program									
State	\$1,996	\$2,712	\$0	\$0	\$0	\$0	\$0	\$4,708	
Specialized State and Federal									
MPO CMAQ	\$0	\$0	\$0	\$0	\$365	\$0	\$0	\$365	
MPO RSTP	\$0	\$0	\$0	\$66	\$0	\$0	\$0	\$66	
TOTAL	\$1,996	\$2,712	\$0	\$66	\$365	\$0	\$0	\$5,140	

ROUTE: 9999		PROJECT NAME				PROGRAM/SYSTEM		MPO Area	
UPC:	120796	FRED REGIONAL TRANSIT / BUS PURCHASE REPLACEMENT (3)				Primary		Fredericksburg	
Jurisdiction:	Fredericksburg District-wide								
Description:	FROM: VARIOUS TO: VARIOUS								
Scope:	Transit								
Service Area / Fund	Previous	FY2023	FY2024	FY2025	FY2026	FY2027	FY2028	Total	
Specialized State and Federal									
MPO CMAQ	\$0	\$0	\$0	\$0	\$89	\$268	\$0	\$357	

ROUTE: 9999		PROJECT NAME				PROGRAM/SYSTEM		MPO Area	
UPC:	120797	SPOTSYLVANIA NEW TRANSIT AND LEASED COMMUTER PARKING				Rail		Fredericksburg	
Jurisdiction:	Spotsylvania County								
Description:	FROM: VARIOUS TO: VARIOUS								
Scope:	Transit								
Service Area / Fund	Previous	FY2023	FY2024	FY2025	FY2026	FY2027	FY2028	Total	
Specialized State and Federal									
MPO CMAQ	\$0	\$0	\$0	\$0	\$0	\$547	\$0	\$547	

ROUTE: 9999		PROJECT NAME (NEW)				PROGRAM/SYSTEM		MPO Area	
UPC:	120932	CHANCELLOR PARK DRIVE SIDEWALK - TAP2023				Enhancement		Fredericksburg	
Street Name:	CHANCELLOR PARK DRIVE						Start (CY)	Budget	Expenditure
Jurisdiction:	Spotsylvania County					PE	2023	\$806	\$0
Description:	FROM: WILLOW POND DRIVE TO: HARRISON RD ELEMENTARY SCHOOL (0.5000 MI)					RW	2025	\$865	\$0
Scope:	Facilities for Pedestrians and Bicycles					CN	2026	\$2,443	\$0
						Total		\$4,114	\$0
Service Area / Fund	Previous	FY2023	FY2024	FY2025	FY2026	FY2027	FY2028	Total	
Specialized State and Federal									
Federal	\$900	\$0	\$1,100	\$0	\$0	\$0	\$0	\$2,000	
Other Funds									
Other	\$225	\$0	\$275	\$0	\$0	\$0	\$0	\$500	
TOTAL	\$1,125	\$0	\$1,375	\$0	\$0	\$0	\$0	\$2,500	

ROUTE: 9999	PROJECT NAME (NEW)				PROGRAM/SYSTEM		MPO Area		
UPC: 120937	DWIGHT AVENUE EXTENSION				Secondary		NonMPO		
Street Name:	DWIGHT AVENUE EXTENSION						Start (CY)	Budget	Expenditure
Jurisdiction:	Colonial Beach				PE		2027	\$588	\$0
Description:	FROM: 12th STREET TO: FOREST AVENUE (0.1800 MI)				RW		2027	\$455	\$0
Scope:	New Construction Roadway				CN		2028	\$2,702	\$0
					Total			\$3,745	\$0
Service Area / Fund	Previous	FY2023	FY2024	FY2025	FY2026	FY2027	FY2028	Total	
Revenue Sharing									
State	\$0	\$0	\$0	\$1,000	\$690	\$0	\$0	\$1,690	
Local	\$0	\$0	\$0	\$1,000	\$690	\$0	\$0	\$1,690	
TOTAL	\$0	\$0	\$0	\$2,000	\$1,380	\$0	\$0	\$3,380	

ROUTE: 9999	PROJECT NAME (NEW)				PROGRAM/SYSTEM		MPO Area		
UPC: 120972	#SGR23LP - CITY OF FREDERICKSBURG - 311 PLANK ROAD				Primary		Fredericksburg		
Street Name:	PLANK ROAD						Start (CY)	Budget	Expenditure
Jurisdiction:	Fredericksburg				PE				
Description:	FROM: PLANK ROAD TO: PLANK ROAD				RW				
Scope:	Resurfacing				CN		2023	\$510	\$0
					Total			\$510	\$0
Service Area / Fund	Previous	FY2023	FY2024	FY2025	FY2026	FY2027	FY2028	Total	
State of Good Repair									
State	\$209	\$301	\$0	\$0	\$0	\$0	\$0	\$510	

ROUTE: 9999	PROJECT NAME (NEW)				PROGRAM/SYSTEM		MPO Area		
UPC: 120974	BANKSIDE TRAIL - PHASE 1				Other		Fredericksburg		
Street Name:	Sophia Street						Start (CY)	Budget	Expenditure
Jurisdiction:	Fredericksburg				PE		2027	\$325	\$0
Description:	FROM: The Riverfront Park (700 Block) TO: The Rappahannock Regional Library (1208-1210 Block) (0.5000 MI)				RW		2029	\$250	\$0
Scope:	Facilities for Pedestrians and Bicycles				CN		2029	\$1,475	\$0
					Total			\$2,050	\$0
Service Area / Fund	Previous	FY2023	FY2024	FY2025	FY2026	FY2027	FY2028	Total	
Specialized State and Federal									
MPO CMAQ	\$0	\$0	\$9	\$317	\$0	\$0	\$0	\$325	

ROUTE: 9999	PROJECT NAME (NEW)				PROGRAM/SYSTEM		MPO Area		
UPC: 121834	#SGR23VP - PM-6S-23 Asphalt Resurfacing Primary System				Primary		Fredericksburg		
Street Name:	Varies						Start (CY)	Budget	Expenditure
Jurisdiction:	Fredericksburg District-wide				PE				
Description:	FROM: Varies TO: Varies				RW				
Scope:	Resurfacing				CN		2023	\$3,193	\$0
					Total			\$3,193	\$0
Service Area / Fund	Previous	FY2023	FY2024	FY2025	FY2026	FY2027	FY2028	Total	
State of Good Repair									
Federal	\$0	\$1,750	\$0	\$0	\$0	\$0	\$0	\$1,750	
State	\$0	\$1,443	\$0	\$0	\$0	\$0	\$0	\$1,443	
TOTAL	\$0	\$3,193	\$0	\$0	\$0	\$0	\$0	\$3,193	

ROUTE: 9999	PROJECT NAME		PROGRAM/SYSTEM				MPO Area	
UPC: 999996	FREDERICKSBURG SSYP		SECONDARY					
Jurisdiction:								
Description: Funding on SSYP projects not included in the report.								
Scope:								
Service Area / Fund	Previous	FY2023	FY2024	FY2025	FY2026	FY2027	FY2028	Total
District Grant Program								
Unpaved	\$0	\$667	\$619	\$619	\$462	\$462	\$462	\$3,292
Specialized State and Federal								
State	\$0	\$1,443	\$1,443	\$1,443	\$1,443	\$1,443	\$1,443	\$8,660
TOTAL	\$0	\$2,110	\$2,062	\$2,062	\$1,906	\$1,906	\$1,906	\$11,952

HAMPTON ROADS DISTRICT

2023 - 2028

FINAL

This Page Is Intentionally Left Blank

Funding Allocation Summary HAMPTON ROADS DISTRICT

Service Area / Fund Source	FY2023	FY2024	FY2025	FY2026	FY2027	FY2028	Total
High Priority Projects							
Federal	\$39,198	\$60,979	\$72,470	\$56,546	\$23,675	\$0	\$252,867
ITTF	275	0	0	0	0	0	275
State	420	3,176	5,906	7,710	2,085	0	19,297
High Priority Projects Total	\$39,893	\$64,154	\$78,376	\$64,257	\$25,759	\$0	\$272,439
District Grant Program							
Federal	\$25,761	\$37,026	\$42,544	\$18,768	\$18,137	\$42,694	\$184,930
State	34,476	17,156	15,680	39,148	39,181	14,848	160,489
Unpaved	466	543	543	580	580	580	3,291
District Grant Program Total	\$60,703	\$54,725	\$58,768	\$58,496	\$57,898	\$58,122	\$348,711
State of Good Repair							
Federal	\$23,301	\$28,327	\$24,765	\$26,052	\$28,027	\$48,000	\$178,473
State	34,661	32,557	41,360	39,549	36,627	16,737	201,490
State of Good Repair Total	\$57,962	\$60,883	\$66,125	\$65,601	\$64,655	\$64,737	\$379,963
Interstate Corridor Funds							
Federal	\$11,038	\$20,424	\$26,071	\$26,504	\$25,027	\$0	\$109,063
State	10,203	3,548	1,815	1,870	0	0	17,436
Interstate Corridor Funds Total	\$21,240	\$23,972	\$27,886	\$28,374	\$25,027	\$0	\$126,499
Special Structures							
State	\$32,202	\$35,040	\$45,059	\$43,996	\$47,987	\$41,774	\$246,057
Special Structures Total	\$32,202	\$35,040	\$45,059	\$43,996	\$47,987	\$41,774	\$246,057
VA Safety Funds							
Federal	\$4,356	\$5,069	\$3,746	\$300	\$0	\$0	\$13,470
VA Safety Funds Total	\$4,356	\$5,069	\$3,746	\$300	\$0	\$0	\$13,470
Specialized State and Federal							
Federal	\$29,450	\$27,606	\$8,450	\$9,150	\$0	\$0	\$74,655
MPO CMAQ	4,043	9,624	13,692	13,040	11,641	14,795	66,835
MPO RSTP	29,019	25,352	25,980	24,612	30,225	28,552	163,741
MPO TAP	3,707	0	0	0	0	0	3,707
State	771	771	771	771	771	771	4,628
Specialized State and Federal Total	\$66,991	\$63,353	\$48,894	\$47,573	\$42,637	\$44,119	\$313,566
Revenue Sharing							
Local	\$51,438	\$61,916	\$24,163	\$25,227	\$0	\$0	\$162,745
State	51,438	61,916	24,163	25,227	0	0	162,745
Revenue Sharing Total	\$102,877	\$123,833	\$48,326	\$50,454	\$0	\$0	\$325,490
Research & Planning							
State	\$2,279	\$0	\$0	\$0	\$0	\$0	\$2,279
Research & Planning Total	\$2,279	\$0	\$0	\$0	\$0	\$0	\$2,279

Funding Allocation Summary HAMPTON ROADS DISTRICT

Service Area / Fund Source	FY2023	FY2024	FY2025	FY2026	FY2027	FY2028	Total
Earmarks							
Federal	\$12,400	\$0	\$0	\$0	\$0	\$0	\$12,400
Earmarks Total	\$12,400	\$0	\$0	\$0	\$0	\$0	\$12,400
Debt Service							
Federal	\$59,785	\$61,211	\$62,277	\$62,283	\$62,244	\$47,576	\$355,375
Debt Service Total	\$59,785	\$61,211	\$62,277	\$62,283	\$62,244	\$47,576	\$355,375
Other Funds							
HRTAC	\$709,300	\$683,378	\$546,198	\$170,558	\$26,026	\$0	\$2,135,460
Other	19,714	9,409	12,822	12,822	0	0	54,766
Other Funds Total	\$729,015	\$692,787	\$559,020	\$183,380	\$26,026	\$0	\$2,190,227
District Total	\$1,189,701	\$1,185,027	\$998,475	\$604,714	\$352,233	\$256,327	\$4,586,476

ROUTE:	PROJECT NAME				PROGRAM/SYSTEM		MPO Area	
UPC: 70714	HAMPTON ROADS MPO CMAQ BALANCE ENTRY				Other		Hampton Roads	
Jurisdiction:	Hampton Roads District-wide							
Description:								
Scope:								
Service Area / Fund	Previous	FY2023	FY2024	FY2025	FY2026	FY2027	FY2028	Total
Specialized State and Federal								
MPO CMAQ	\$2,437	\$1,211	\$1,680	\$1,726	\$1,774	\$1,824	\$286	\$10,938

ROUTE:	PROJECT NAME				PROGRAM/SYSTEM		MPO Area	
UPC: 70715	HAMPTON ROADS DISTRICT REGIONAL STP (RSTP) BALANCE ENTRY				Other		Hampton Roads	
Jurisdiction:	Hampton Roads District-wide							
Description:								
Scope:								
Service Area / Fund	Previous	FY2023	FY2024	FY2025	FY2026	FY2027	FY2028	Total
Specialized State and Federal								
Federal	\$221	\$0	\$0	\$0	\$0	\$0	\$0	\$221
MPO RSTP	\$5,723	\$7,914	\$8,584	\$8,851	\$9,125	\$9,906	\$6,551	\$56,654
TOTAL	\$5,944	\$7,914	\$8,584	\$8,851	\$9,125	\$9,906	\$6,551	\$56,875

ROUTE:	PROJECT NAME				PROGRAM/SYSTEM		MPO Area	
UPC: 119265	HOLLAND ROAD PHASE II				Urban		Hampton Roads	
Street Name:	Holland Road					Start (CY)	Budget	Expenditure
Jurisdiction:	Virginia Beach				PE	2026	\$176	\$0
Description:	FROM: S Plaza Trail TO: Rosemont Rd (1.3200 MI)				RW	2028	\$125	\$0
Scope:	Reconstruction w/o Added Capacity				CN	2029	\$758	\$0
					Total		\$1,059	\$0
Service Area / Fund	Previous	FY2023	FY2024	FY2025	FY2026	FY2027	FY2028	Total
Specialized State and Federal								
MPO CMAQ	\$0	\$0	\$0	\$0	\$0	\$301	\$758	\$1,059

ROUTE:	PROJECT NAME				PROGRAM/SYSTEM		MPO Area	
UPC: 0005 111022	#SMART18 - CAPITOL LANDING ROAD AT BYPASS ROAD INTERSECTION				Urban		Hampton Roads	
Street Name:	Capitol Landing					Start (CY)	Budget	Expenditure
Jurisdiction:	Williamsburg				PE	2021	\$108	\$2
Description:	FROM: Bypass Road TO: Bypass Road				RW	2024	\$75	\$0
Scope:	Reconstruction w/o Added Capacity				CN	2024	\$1,962	\$0
					Total		\$2,145	\$2
Service Area / Fund	Previous	FY2023	FY2024	FY2025	FY2026	FY2027	FY2028	Total
District Grant Program								
Federal	\$96	\$0	\$0	\$0	\$0	\$0	\$0	\$96
State	\$604	\$1,445	\$0	\$0	\$0	\$0	\$0	\$2,049
TOTAL	\$700	\$1,445	\$0	\$0	\$0	\$0	\$0	\$2,145

ROUTE: 0005		PROJECT NAME				PROGRAM/SYSTEM		MPO Area	
UPC:	112658	Capitol Landing Road Corridor Improvements				Urban		Hampton Roads	
Street Name:	Capitol Landing Road (SR 5)					Start (CY)	Budget	Expenditure	
Jurisdiction:	Williamsburg					PE	2018	\$590	\$298
Description:	FROM: Colonial Parkway TO: Merrimac Trail (SR143) (0.5500 MI)					RW	2022	\$2,870	\$0
Scope:	Reconstruction w/o Added Capacity					CN	2023	\$2,900	\$0
						Total		\$6,360	\$298
Service Area / Fund	Previous	FY2023	FY2024	FY2025	FY2026	FY2027	FY2028	Total	
Specialized State and Federal									
Federal	\$41	\$0	\$0	\$0	\$0	\$0	\$0	\$41	
Local	\$0	\$0	\$0	\$0	\$0	\$0	\$0	\$0	
Legacy CN Formula									
Federal	\$475	\$0	\$0	\$0	\$0	\$0	\$0	\$475	
Match	\$1,396	\$0	\$0	\$0	\$0	\$0	\$0	\$1,396	
State	\$118	\$0	\$0	\$0	\$0	\$0	\$0	\$118	
Revenue Sharing									
State	\$195	\$700	\$476	\$0	\$0	\$0	\$0	\$1,371	
Local	\$195	\$700	\$476	\$0	\$0	\$0	\$0	\$1,371	
Other Funds									
Other	\$1,588	\$0	\$0	\$0	\$0	\$0	\$0	\$1,588	
TOTAL	\$4,008	\$1,400	\$952	\$0	\$0	\$0	\$0	\$6,360	

ROUTE: 0005		PROJECT NAME				PROGRAM/SYSTEM		MPO Area	
UPC:	115339	#SMART20 Lafayette Street Reconstruction				Urban		Hampton Roads	
Street Name:	Lafayette Street					Start (CY)	Budget	Expenditure	
Jurisdiction:	Williamsburg					PE	2024	\$806	\$0
Description:	FROM: various TO: various					RW	2026	\$1,578	\$0
Scope:	Reconstruction w/o Added Capacity					CN	2027	\$3,486	\$0
						Total		\$5,870	\$0
Service Area / Fund	Previous	FY2023	FY2024	FY2025	FY2026	FY2027	FY2028	Total	
District Grant Program									
Federal	\$0	\$0	\$2,829	\$1,500	\$0	\$0	\$0	\$4,329	
Other Funds									
Other	\$1,541	\$0	\$0	\$0	\$0	\$0	\$0	\$1,541	
TOTAL	\$1,541	\$0	\$2,829	\$1,500	\$0	\$0	\$0	\$5,870	

ROUTE: 0005		PROJECT NAME				PROGRAM/SYSTEM		MPO Area	
UPC:	115503	#SMART20 Lafayette Street Signal & Pedestrian Improvements				Urban		Hampton Roads	
Street Name:	Lafayette Street					Start (CY)	Budget	Expenditure	
Jurisdiction:	Williamsburg					PE	2024	\$48	\$0
Description:						RW			
Scope:	Safety					CN	2026	\$43	\$0
						Total		\$91	\$0
Service Area / Fund	Previous	FY2023	FY2024	FY2025	FY2026	FY2027	FY2028	Total	
District Grant Program									
Federal	\$0	\$0	\$48	\$43	\$0	\$0	\$0	\$91	

ROUTE: 0005	PROJECT NAME				PROGRAM/SYSTEM		MPO Area		
UPC: 115505	#SMART20 Monticello Ave-Richmond Rd-Lafayette St Roundabout				Urban		Hampton Roads		
Street Name:	Monticello Ave-Richmond Rd-Lafayette St						Start (CY)	Budget	Expenditure
Jurisdiction:	Williamsburg				PE	2024	\$749	\$0	
Description:	FROM: Monticello Ave-Richmond Rd-Lafayette St TO: Roundabout (0.0500 MI)				RW	2027	\$1,982	\$0	
Scope:	Reconstruction w/o Added Capacity				CN	2028	\$3,650	\$0	
					Total		\$6,381	\$0	
Service Area / Fund	Previous	FY2023	FY2024	FY2025	FY2026	FY2027	FY2028	Total	
District Grant Program									
Federal	\$0	\$0	\$2,076	\$2,305	\$0	\$0	\$0	\$4,381	
State	\$1,000	\$1,000	\$0	\$0	\$0	\$0	\$0	\$2,000	
TOTAL	\$1,000	\$1,000	\$2,076	\$2,305	\$0	\$0	\$0	\$6,381	

ROUTE: 0010	PROJECT NAME				PROGRAM/SYSTEM		MPO Area		
UPC: 111789	#SMART18 - Intersection of Colonial Trail East and Route 617				Primary		NonMPO		
REPORT NOTE: Balance to be addressed at CN advertisement									
Street Name:	Colonial Trail East						Start (CY)	Budget	Expenditure
Jurisdiction:	Surry County				PE	2019	\$652	\$490	
Description:	FROM: 0.166 Mi. East of Route 617 TO: 0.296 Mi. West of Route 617 (0.4620 MI)				RW	2022	\$1,561	\$161	
Scope:	Reconstruction w/o Added Capacity				CN	2023	\$1,825	\$0	
					Total		\$4,039	\$651	
Service Area / Fund	Previous	FY2023	FY2024	FY2025	FY2026	FY2027	FY2028	Total	
District Grant Program									
Federal	\$2,942	\$0	\$1,000	\$0	\$0	\$0	\$0	\$3,942	
State	\$216	\$1,860	\$0	\$0	\$0	\$0	\$0	\$2,076	
TOTAL	\$3,158	\$1,860	\$1,000	\$0	\$0	\$0	\$0	\$6,017	

ROUTE: 0010	PROJECT NAME				PROGRAM/SYSTEM		MPO Area		
UPC: 119216	#SMART22 RT 10 (BENNS CHURCH BLVD) AT RT 644 (TURNER DR)				Primary		Hampton Roads		
Street Name:	Benns Church Blvd						Start (CY)	Budget	Expenditure
Jurisdiction:	Isle of Wight County				PE	2025	\$142	\$0	
Description:	FROM: Rte 644 (Turner Dr) TO: 0.076 i. East of Rte 644 (Turner Dr) (0.0760 MI)				RW				
Scope:	Reconstruction w/o Added Capacity				CN	2028	\$831	\$0	
					Total		\$972	\$0	
Service Area / Fund	Previous	FY2023	FY2024	FY2025	FY2026	FY2027	FY2028	Total	
District Grant Program									
State	\$0	\$0	\$0	\$0	\$500	\$472	\$0	\$972	

ROUTE: 0010	PROJECT NAME				PROGRAM/SYSTEM		MPO Area	
UPC: 119334	#SMART22 GODWIN BOULEVARD IMPROVEMENTS				Urban		Hampton Roads	
REPORT NOTE: Balance to be provided by applicant								
Street Name:	Godwin Blvd.				Start (CY)		Budget	Expenditure
Jurisdiction:	Suffolk				PE	2022	\$1,013	\$0
Description:	FROM: Suffolk Bypass (US 460/58/13) TO: Kings Fork Road (1.5000 MI)				RW	2025	\$798	\$0
Scope:	Reconstruction w/ Added Capacity				CN	2025	\$9,250	\$0
					Total		\$11,061	\$0
Service Area / Fund	Previous	FY2023	FY2024	FY2025	FY2026	FY2027	FY2028	Total
District Grant Program								
Federal	\$0	\$1,250	\$1,704	\$500	\$2,000	\$3,000	\$0	\$8,454
State	\$0	\$0	\$0	\$0	\$91	\$15	\$0	\$106
TOTAL	\$0	\$1,250	\$1,704	\$500	\$2,091	\$3,015	\$0	\$8,561

ROUTE: 0013	PROJECT NAME				PROGRAM/SYSTEM		MPO Area	
UPC: 111707	#SMART18 - Rtes 13, 852, & 695 Temperanceville/Saxis Rd				Primary		NonMPO	
REPORT NOTE: Balance to be addressed at CN completion.								
Street Name:	Lankford Hwy				Start (CY)		Budget	Expenditure
Jurisdiction:	Accomack County				PE	2017	\$263	\$263
Description:	FROM: 0.04 MI S. Int. Temperanceville Rd (Rte 852) TO: 0.09 MI N. Int. New Temperanceville Rd/Saxis Rd (Rte 695) (0.2500 MI)				RW	2019	\$71	\$71
Scope:	Safety				CN	2020	\$1,544	\$1,543
					Total		\$1,877	\$1,877
Service Area / Fund	Previous	FY2023	FY2024	FY2025	FY2026	FY2027	FY2028	Total
District Grant Program								
Federal	\$1,877	\$0	\$0	\$0	\$0	\$0	\$0	\$1,877

ROUTE: 0013	PROJECT NAME				PROGRAM/SYSTEM		MPO Area	
UPC: 111708	#SMART18 - Route 13 at Stone Road - Northampton County				Primary		NonMPO	
REPORT NOTE: Balance to be addressed at CN completion.								
Street Name:	Lankford Hwy				Start (CY)		Budget	Expenditure
Jurisdiction:	Northampton County				PE	2017	\$279	\$279
Description:	FROM: 0.383 MI South Int. Stone Rd (Rte 184) / S. Bayside Rd TO: 0.007 MI South Int. Stone Rd (Rte 184) / S. Bayside Rd (0.3760 MI)				RW	2019	\$37	\$37
Scope:	Safety				CN	2020	\$1,465	\$1,091
					Total		\$1,780	\$1,406
Service Area / Fund	Previous	FY2023	FY2024	FY2025	FY2026	FY2027	FY2028	Total
District Grant Program								
Federal	\$1,740	\$0	\$0	\$0	\$0	\$0	\$0	\$1,740
State	\$322	\$0	\$0	\$0	\$0	\$0	\$0	\$322
TOTAL	\$2,062	\$0	\$0	\$0	\$0	\$0	\$0	\$2,062

ROUTE: 0013		PROJECT NAME				PROGRAM/SYSTEM		MPO Area	
UPC:	111709	#SMART18 - Route 13 & Route 175 Chincoteague Road				Primary		NonMPO	
REPORT NOTE: Balance to be addressed at CN completion									
Street Name:	Lankford Highway					Start (CY)	Budget	Expenditure	
Jurisdiction:	Accomack County					PE	2017	\$144	\$144
Description:	FROM: 0.12 Miles South of Route 175 (Chincoteague Road) TO: 0.12 Miles North of Route 175 (Chincoteague Road) (0.2400 MI)					RW	2019	\$261	\$114
Scope:	Safety					CN	2020	\$395	\$323
						Total		\$801	\$581
Service Area / Fund	Previous	FY2023	FY2024	FY2025	FY2026	FY2027	FY2028	Total	
District Grant Program									
Federal	\$418	\$0	\$0	\$0	\$0	\$0	\$0	\$0	\$418
State	\$368	\$0	\$0	\$0	\$0	\$0	\$0	\$0	\$368
TOTAL	\$786	\$0	\$0	\$0	\$0	\$0	\$0	\$0	\$786

ROUTE: 0013		PROJECT NAME				PROGRAM/SYSTEM		MPO Area	
UPC:	111710	#SMART18 - Route 13 Industrial Park Traffic Light				Primary		NonMPO	
Street Name:	Lankford Highway					Start (CY)	Budget	Expenditure	
Jurisdiction:	Accomack County					PE	2017	\$160	\$160
Description:	FROM: 0.094 Miles South of Parkway Road TO: 0.28 Miles North of Parkway Road (0.4100 MI)					RW	2019	\$100	\$100
Scope:	Safety					CN	2020	\$739	\$739
						Total		\$999	\$999
Service Area / Fund	Previous	FY2023	FY2024	FY2025	FY2026	FY2027	FY2028	Total	
District Grant Program									
Federal	\$877	\$0	\$0	\$0	\$0	\$0	\$0	\$0	\$877
State	\$121	\$0	\$0	\$0	\$0	\$0	\$0	\$0	\$121
TOTAL	\$999	\$0	\$0	\$0	\$0	\$0	\$0	\$0	\$999

ROUTE: 0013		PROJECT NAME				PROGRAM/SYSTEM		MPO Area	
UPC:	113634	RCut US 13 @ Route 648 (Daugherty Road) Accomack Co				Primary		NonMPO	
Street Name:	Lankford Highway					Start (CY)	Budget	Expenditure	
Jurisdiction:	Accomack County					PE	2022	\$108	\$0
Description:	FROM: Intersection Route 648 (Daugherty Road) TO: Intersection Route 648 (Daugherty Road) (0.0200 MI)					RW	2025	\$79	\$0
Scope:	Safety					CN	2026	\$577	\$0
						Total		\$765	\$0
Service Area / Fund	Previous	FY2023	FY2024	FY2025	FY2026	FY2027	FY2028	Total	
VA Safety Funds									
Federal	\$0	\$108	\$0	\$657	\$0	\$0	\$0	\$0	\$765

ROUTE: 0013		PROJECT NAME				PROGRAM/SYSTEM		MPO Area	
UPC:	113694	#SGR19LB - Elbow Road over Spillway at Norfolk Reservoir				Urban		Hampton Roads	
Street Name:	Elbow Road					Start (CY)	Budget	Expenditure	
Jurisdiction:	Chesapeake					PE	2019	\$706	\$310
Description:	FROM: Elbow Road @ Spillway TO: Elbow Road @ Spillway (0.0200 MI)					RW	2022	\$60	\$0
Scope:	Bridge Replacement w/o Added Capacity					CN	2024	\$6,763	\$0
						Total		\$7,530	\$310
Service Area / Fund	Previous	FY2023	FY2024	FY2025	FY2026	FY2027	FY2028	Total	
State of Good Repair									
Federal	\$1,246	\$0	\$2,933	\$1,000	\$0	\$0	\$0	\$0	\$5,180
State	\$1,824	\$526	\$0	\$0	\$0	\$0	\$0	\$0	\$2,350
TOTAL	\$3,070	\$526	\$2,933	\$1,000	\$0	\$0	\$0	\$0	\$7,530

ROUTE: 0013		PROJECT NAME				PROGRAM/SYSTEM		MPO Area	
UPC: 115506		#SMART20 Shoulder Widening Rte13				Urban		NonMPO	
REPORT NOTE: Funded to anticipated award estimate									
Street Name: Rte.13						Start (CY)		Budget	Expenditure
Jurisdiction: Northampton County						PE	2019	\$312	\$321
Description: FROM: Route 606/Nassawadox TO: Bus. 13/Exmore (3.0000 MI)						RW			
Scope: Safety						CN	2021	\$1,963	\$1
						Total		\$2,275	\$321
Service Area / Fund	Previous	FY2023	FY2024	FY2025	FY2026	FY2027	FY2028	Total	
District Grant Program									
Federal	\$1,012	\$1,150	\$0	\$0	\$0	\$0	\$0	\$2,162	
State	\$130	\$153	\$0	\$0	\$0	\$0	\$0	\$283	
TOTAL	\$1,142	\$1,303	\$0	\$0	\$0	\$0	\$0	\$2,445	

ROUTE: 0013		PROJECT NAME				PROGRAM/SYSTEM		MPO Area	
UPC: 115510		#SMART20 Bicycle Lane on US Business 13				Primary		NonMPO	
Street Name: US Business 13						Start (CY)		Budget	Expenditure
Jurisdiction: Northampton County						PE	2023	\$240	\$0
Description: FROM: Rt. T-1306 (Wilson Road) TO: US 13 Bypass (1.0200 MI)						RW		\$461	\$0
Scope: Safety and Education of Pedestrians /Bicyclists						CN	2027	\$1,659	\$0
						Total		\$2,360	\$0
Service Area / Fund	Previous	FY2023	FY2024	FY2025	FY2026	FY2027	FY2028	Total	
District Grant Program									
Federal	\$0	\$0	\$0	\$1,000	\$0	\$0	\$0	\$1,000	
State	\$250	\$450	\$660	\$0	\$0	\$0	\$0	\$1,360	
TOTAL	\$250	\$450	\$660	\$1,000	\$0	\$0	\$0	\$2,360	

ROUTE: 0013		PROJECT NAME				PROGRAM/SYSTEM		MPO Area	
UPC: 115529		#SMART20 Median crossover to Rte 13				Primary		NonMPO	
Street Name: Route 13						Start (CY)		Budget	Expenditure
Jurisdiction: Northampton County						PE	2023	\$208	\$0
Description: FROM: 0.06 Miles North of Capeville Drive TO: 0.03 Miles North of Arlington Road (1.0000 MI)						RW			
Scope: Other						CN	2026	\$912	\$0
						Total		\$1,120	\$0
Service Area / Fund	Previous	FY2023	FY2024	FY2025	FY2026	FY2027	FY2028	Total	
High Priority Projects									
Federal	\$0	\$0	\$200	\$0	\$0	\$0	\$0	\$200	
State	\$500	\$420	\$0	\$0	\$0	\$0	\$0	\$920	
TOTAL	\$500	\$420	\$200	\$0	\$0	\$0	\$0	\$1,120	

ROUTE: 0013		PROJECT NAME				PROGRAM/SYSTEM		MPO Area	
UPC: 119234		#SMART22 NORTHAMPTON BLVD/DIAMOND SPRINGS INT. IMPROVEMENTS				Urban		Hampton Roads	
REPORT NOTE: Balance to be provided by applicant									
Street Name: Northampton Boulevard						Start (CY)		Budget	Expenditure
Jurisdiction: Virginia Beach						PE	2025	\$1,509	\$0
Description: FROM: Northampton Blvd TO: Diamond Springs Rd (0.2200 MI)						RW		\$1,065	\$0
Scope: Reconstruction w/o Added Capacity						CN	2030	\$10,857	\$0
						Total		\$13,431	\$0
Service Area / Fund	Previous	FY2023	FY2024	FY2025	FY2026	FY2027	FY2028	Total	
District Grant Program									
Federal	\$0	\$0	\$0	\$0	\$5,000	\$4,800	\$0	\$9,800	

ROUTE: 0013	PROJECT NAME (NEW)		PROGRAM/SYSTEM				MPO Area	
UPC: 121100	KIMBERLY BRIDGE APPROACH RECONSTRUCTION		Urban				Hampton Roads	
Jurisdiction: Suffolk					Start (CY)	Budget	Expenditure	
Description: FROM: US 58 Business/Constance Road TO: 1100' N of Constance Road			PE	2026		\$1,244	\$0	
Scope: Reconstruction w/o Added Capacity			RW	2030		\$342	\$0	
			CN	2030		\$13,095	\$0	
			Total			\$14,681	\$0	
Service Area / Fund	Previous	FY2023	FY2024	FY2025	FY2026	FY2027	FY2028	Total
Revenue Sharing								
State	\$0	\$0	\$0	\$1,000	\$1,769	\$0	\$0	\$2,769
Local	\$0	\$0	\$0	\$1,000	\$1,769	\$0	\$0	\$2,769
TOTAL	\$0	\$0	\$0	\$2,000	\$3,538	\$0	\$0	\$5,538

ROUTE: 0013	PROJECT NAME (NEW)		PROGRAM/SYSTEM				MPO Area	
UPC: 121122	#SGR23LP CITY OF SUFFOLK 2051 WHALEYVILLE BLVD		Urban				Hampton Roads	
Street Name: Whaleyville Blvd (US Route 13)					Start (CY)	Budget	Expenditure	
Jurisdiction: Suffolk			PE	2022		\$20	\$0	
Description: FROM: 3660' West of Little Fork Road (UR-672) MP 4.034 TO: 1550' East of Little Fork Road (UR-672) MP 5.001 (0.9670 MI)			RW					
Scope: Resurfacing			CN	2024		\$370	\$0	
			Total			\$390	\$0	
Service Area / Fund	Previous	FY2023	FY2024	FY2025	FY2026	FY2027	FY2028	Total
State of Good Repair								
State	\$0	\$253	\$0	\$0	\$0	\$0	\$0	\$253

ROUTE: 0013	PROJECT NAME (NEW)		PROGRAM/SYSTEM				MPO Area	
UPC: 121124	#SGR23LP CITY OF SUFFOLK 2052 WHALEYVILLE BLVD		Urban				Hampton Roads	
Street Name: Whaleyville Blvd (US Route 13)					Start (CY)	Budget	Expenditure	
Jurisdiction: Suffolk			PE	2022		\$20	\$0	
Description: FROM: 1550' East of Little Fork Road (UR-672) MP 5.001 TO: 3390' East of Mineral Springs Road (UR-616) MP 5.998 (0.9970 MI)			RW					
Scope: Resurfacing			CN	2024		\$380	\$0	
			Total			\$400	\$0	
Service Area / Fund	Previous	FY2023	FY2024	FY2025	FY2026	FY2027	FY2028	Total
State of Good Repair								
State	\$0	\$260	\$0	\$0	\$0	\$0	\$0	\$260

ROUTE: 0017	PROJECT NAME		PROGRAM/SYSTEM				MPO Area	
UPC: T25400	#SS - JAMES RIVER BRIDGE APPROACHES		Primary				NonMPO	
Jurisdiction: Hampton Roads District-wide								
Description:								
Scope:								
Service Area / Fund	Previous	FY2023	FY2024	FY2025	FY2026	FY2027	FY2028	Total
Special Structures								
State	\$0	\$0	\$0	\$0	\$0	\$100	\$0	\$100

ROUTE: 0017	PROJECT NAME				PROGRAM/SYSTEM			MPO Area	
UPC: T25399	#SS - JAMES RIVER BRIDGE				Primary			NonMPO	
Jurisdiction: Hampton Roads District-wide									
Description:									
Scope:									
Service Area / Fund	Previous	FY2023	FY2024	FY2025	FY2026	FY2027	FY2028	Total	
Special Structures									
State	\$0	\$0	\$0	\$4,709	\$927	\$15,407	\$11,281	\$32,325	

ROUTE: 0017	PROJECT NAME				PROGRAM/SYSTEM			MPO Area	
UPC: T25396	#SS - COLEMAN BRIDGE				Primary			NonMPO	
Jurisdiction: Hampton Roads District-wide									
Description:									
Scope:									
Service Area / Fund	Previous	FY2023	FY2024	FY2025	FY2026	FY2027	FY2028	Total	
Special Structures									
State	\$0	\$0	\$0	\$0	\$0	\$3,535	\$2,975	\$6,510	

ROUTE: 0017	PROJECT NAME				PROGRAM/SYSTEM			MPO Area	
UPC: 102715	Bridge Replacement - Churchland Bridge				Urban			Hampton Roads	
Street Name:	High Street (Churchland Bridge)				Start (CY)		Budget	Expenditure	
Jurisdiction:	Portsmouth				PE	2013	\$2,869	\$1,434	
Description:	FROM: Grayson Street TO: Seagrove Road/Craney Street (1.0000 MI)				RW	2014	\$2,000	\$169	
Scope:	Bridge Replacement w/o Added Capacity				CN	2019	\$40,265	\$7,206	
							Total	\$45,134	
Service Area / Fund	Previous	FY2023	FY2024	FY2025	FY2026	FY2027	FY2028	Total	
Legacy CN Formula									
State	\$8,200	\$0	\$0	\$0	\$0	\$0	\$0	\$8,200	
Revenue Sharing									
State	\$1,603	\$6,057	\$5,990	\$0	\$0	\$0	\$0	\$13,650	
Local	\$1,603	\$6,057	\$5,990	\$0	\$0	\$0	\$0	\$13,650	
Other Funds									
Other	\$9,265	\$0	\$0	\$0	\$0	\$0	\$0	\$9,265	
TOTAL	\$20,670	\$12,114	\$11,980	\$0	\$0	\$0	\$0	\$44,765	

ROUTE: 0017	PROJECT NAME				PROGRAM/SYSTEM			MPO Area	
UPC: 107035	George Washington Highway Corridor Improvements				Urban			Hampton Roads	
Street Name:	George Washington Highway				Start (CY)		Budget	Expenditure	
Jurisdiction:	Portsmouth				PE	2022	\$550	\$1	
Description:	FROM: Andrews Street TO: Mulberry Street (0.4000 MI)				RW	2024	\$1,500	\$0	
Scope:	Safety				CN	2025	\$3,900	\$0	
							Total	\$5,950	
Service Area / Fund	Previous	FY2023	FY2024	FY2025	FY2026	FY2027	FY2028	Total	
Specialized State and Federal									
Federal	\$1,584	\$0	\$0	\$0	\$0	\$0	\$0	\$1,584	
MPO RSTP	\$550	\$1,500	\$2,316	\$0	\$0	\$0	\$0	\$4,366	
TOTAL	\$2,134	\$1,500	\$2,316	\$0	\$0	\$0	\$0	\$5,950	

ROUTE: 0017		PROJECT NAME				PROGRAM/SYSTEM		MPO Area	
UPC:	109382	#HB2.FY17 Deep Creek Bridge Replacement				Primary		Hampton Roads	
Street Name:	Dominion Boulevard					Start (CY)		Budget	Expenditure
Jurisdiction:	Chesapeake					PE	2015	\$6,544	\$65
Description:	FROM: George Washington Highway TO: Moses Grandy Trail (0.7900 MI)					RW	2019	\$9,840	\$0
Scope:	Bridge Rehab w/ Added Capacity					CN	2022	\$45,043	\$0
						Total		\$61,427	\$65
Service Area / Fund	Previous	FY2023	FY2024	FY2025	FY2026	FY2027	FY2028	Total	
District Grant Program									
State	\$15,853	\$4,147	\$0	\$0	\$0	\$0	\$0	\$20,000	
Other Funds									
Other	\$41,427	\$0	\$0	\$0	\$0	\$0	\$0	\$41,427	
TOTAL	\$57,280	\$4,147	\$0	\$0	\$0	\$0	\$0	\$61,427	

ROUTE: 0017		PROJECT NAME				PROGRAM/SYSTEM		MPO Area	
UPC:	109481	#HB2.FY17 RTE 17 AT US RTE 258 INT CAPACITY IMPROVEMENTS				Primary		Hampton Roads	
REPORT NOTE: Balance to be addressed at CN completion									
Street Name:	RTE 17 at 258					Start (CY)		Budget	Expenditure
Jurisdiction:	Isle of Wight County					PE	2016	\$1,206	\$1,206
Description:	FROM: 0.185 Miles South US 258 TO: 0.106 Miles North US 258 (0.2910 MI)					RW	2019	\$235	\$235
Scope:	Reconstruction w/ Added Capacity					CN	2020	\$3,878	\$3,448
						Total		\$5,319	\$4,889
Service Area / Fund	Previous	FY2023	FY2024	FY2025	FY2026	FY2027	FY2028	Total	
District Grant Program									
Federal	\$4,270	\$0	\$0	\$0	\$0	\$0	\$0	\$4,270	
State	\$1,000	\$0	\$0	\$0	\$0	\$0	\$0	\$1,000	
Specialized State and Federal									
Local	\$53	\$0	\$0	\$0	\$0	\$0	\$0	\$53	
TOTAL	\$5,323	\$0	\$0	\$0	\$0	\$0	\$0	\$5,323	

ROUTE: 0017		PROJECT NAME				PROGRAM/SYSTEM		MPO Area	
UPC:	111787	#SMART18 - Route 17 Widening between Rte 630 and Rte 173				Primary		Hampton Roads	
REPORT NOTE: Balance to be provided by applicant									
Street Name:	George Washington Memorial Highway					Start (CY)		Budget	Expenditure
Jurisdiction:	York County					PE	2018	\$1,740	\$718
Description:	FROM: 0.154 mi. S. Int. Grafton Dr. TO: 0.266 mi. S. Int. Old York-Hampton Hwy (Route 634) (0.7130 MI)					RW	2023	\$8,888	\$0
Scope:	Reconstruction w/ Added Capacity					CN	2026	\$10,937	\$0
						Total		\$21,565	\$718
Service Area / Fund	Previous	FY2023	FY2024	FY2025	FY2026	FY2027	FY2028	Total	
District Grant Program									
Federal	\$1,525	\$6,449	\$2,313	\$1,860	\$0	\$0	\$0	\$12,147	
State	\$91	\$2,186	\$0	\$0	\$0	\$0	\$0	\$2,277	
Specialized State and Federal									
MPO RSTP	\$0	\$0	\$0	\$0	\$0	\$1,500	\$1,050	\$2,550	
Other Funds									
Other	\$2,000	\$1,119	\$0	\$0	\$0	\$0	\$0	\$3,119	
TOTAL	\$3,616	\$9,754	\$2,313	\$1,860	\$0	\$1,500	\$1,050	\$20,093	

ROUTE: 0017	PROJECT NAME		PROGRAM/SYSTEM		MPO Area			
UPC: 113259	Oyster Point Access Improvements- Ramps		Interstate		Hampton Roads			
Street Name:	I-64 Eastbound On-Ramps				Start (CY)	Budget	Expenditure	
Jurisdiction:	Newport News				PE	2020	\$726	\$383
Description:	FROM: Oyster Point Road/J Clyde Morris TO: I-64				RW	2021	\$0	\$0
Scope:	Reconstruction w/ Added Capacity				CN	2022	\$3,543	\$0
					Total		\$4,269	\$383
Service Area / Fund	Previous	FY2023	FY2024	FY2025	FY2026	FY2027	FY2028	Total
Revenue Sharing								
State	\$1,347	\$350	\$299	\$0	\$0	\$0	\$0	\$1,997
Local	\$1,347	\$350	\$299	\$0	\$0	\$0	\$0	\$1,997
Other Funds								
Other	\$276	\$0	\$0	\$0	\$0	\$0	\$0	\$276
TOTAL	\$2,971	\$700	\$598	\$0	\$0	\$0	\$0	\$4,269

ROUTE: 0017	PROJECT NAME		PROGRAM/SYSTEM		MPO Area			
UPC: 113822	Frederick/Airline Neighborhood Pedestrian Improvements		Urban		Hampton Roads			
Street Name:	Various				Start (CY)	Budget	Expenditure	
Jurisdiction:	Portsmouth				PE	2022	\$70	\$0
Description:	FROM: Frederick Blvd TO: Airline Blvd				RW			
Scope:	Facilities for Pedestrians and Bicycles				CN	2024	\$741	\$0
					Total		\$811	\$0
Service Area / Fund	Previous	FY2023	FY2024	FY2025	FY2026	FY2027	FY2028	Total
VA Safety Funds								
Federal	\$70	\$741	\$0	\$0	\$0	\$0	\$0	\$811

ROUTE: 0017	PROJECT NAME		PROGRAM/SYSTEM		MPO Area			
UPC: 115237	#SMART20 J.Clyde Morris Blvd Intersection Improvements		Urban		Hampton Roads			
Street Name:	J. Clyde Morris Boulevard				Start (CY)	Budget	Expenditure	
Jurisdiction:	Newport News				PE	2023	\$200	\$0
Description:	FROM: Various TO: Various				RW	2025	\$25	\$0
Scope:	Safety				CN	2025	\$1,544	\$0
					Total		\$1,769	\$0
Service Area / Fund	Previous	FY2023	FY2024	FY2025	FY2026	FY2027	FY2028	Total
District Grant Program								
Federal	\$0	\$250	\$225	\$1,044	\$0	\$0	\$0	\$1,519
State	\$250	\$0	\$0	\$0	\$0	\$0	\$0	\$250
TOTAL	\$250	\$250	\$225	\$1,044	\$0	\$0	\$0	\$1,769

ROUTE: 0017	PROJECT NAME				PROGRAM/SYSTEM		MPO Area	
UPC: 115423	George Washington Highway Widening				Urban		Hampton Roads	
REPORT NOTE: Revised estimate and/or schedule required								
Street Name:	George Washington Highway				Start (CY)		Budget	Expenditure
Jurisdiction:	Chesapeake				PE	2021	\$5,828	\$0
Description:	FROM: Yadkin Road TO: Canal Drive (1.5000 MI)				RW	2024	\$6,986	\$0
Scope:	Traffic Management/Engineering				CN	2025	\$23,210	\$0
					Total		\$36,024	\$0
Service Area / Fund	Previous	FY2023	FY2024	FY2025	FY2026	FY2027	FY2028	Total
Specialized State and Federal								
Federal	\$1,000	\$0	\$0	\$0	\$0	\$0	\$0	\$1,000
MPO RSTP	\$0	\$0	\$0	\$1,000	\$1,500	\$4,469	\$10,750	\$17,719
Revenue Sharing								
State	\$0	\$0	\$0	\$3,000	\$3,615	\$0	\$0	\$6,615
Local	\$0	\$0	\$0	\$3,000	\$3,615	\$0	\$0	\$6,615
Other Funds								
Other	\$28,055	\$0	\$0	\$0	\$0	\$0	\$0	\$28,055
TOTAL	\$29,055	\$0	\$0	\$7,000	\$8,730	\$4,469	\$10,750	\$60,004

ROUTE: 0017	PROJECT NAME				PROGRAM/SYSTEM		MPO Area	
UPC: 117126	Route 17 Sidewalk				Urban		Hampton Roads	
Street Name:	George Washington Memorial Highway				Start (CY)		Budget	Expenditure
Jurisdiction:	York County				PE	2025	\$72	\$0
Description:	FROM: .14 mile west of Cook Road TO: .04 mile east of Harrod Lane (0.3600 MI)				RW	2027	\$4	\$0
Scope:	Facilities for Pedestrians and Bicycles				CN	2028	\$276	\$0
					Total		\$352	\$0
Service Area / Fund	Previous	FY2023	FY2024	FY2025	FY2026	FY2027	FY2028	Total
Revenue Sharing								
State	\$36	\$40	\$100	\$0	\$0	\$0	\$0	\$176
Local	\$36	\$40	\$100	\$0	\$0	\$0	\$0	\$176
TOTAL	\$72	\$81	\$200	\$0	\$0	\$0	\$0	\$352

ROUTE: 0017	PROJECT NAME				PROGRAM/SYSTEM		MPO Area	
UPC: 118704	#SS - JAMES RIVER BRIDGE REPLACE DRIVE SYSTEM (AUXILLARY)				Primary		Hampton Roads	
Jurisdiction:	Isle of Wight County				Start (CY)		Budget	Expenditure
Description:	FROM: 1.1 MI FROM RTE 662 TO: 0.9 MI TO RTE 60 (4.4000 MI)				PE			
Scope:	Bridge Rehab w/o Added Capacity				RW			
					CN	2021	\$2,860	\$713
					Total		\$2,860	\$713
Service Area / Fund	Previous	FY2023	FY2024	FY2025	FY2026	FY2027	FY2028	Total
Special Structures								
State	\$2,860	\$0	\$0	\$0	\$0	\$0	\$0	\$2,860

ROUTE: 0017	PROJECT NAME		PROGRAM/SYSTEM				MPO Area			
UPC: 120633	#SS - COLEMAN BALANCE WHEEL		Primary				Hampton Roads			
Street Name:	RT 17						Start (CY)	Budget	Expenditure	
Jurisdiction:	York County						PE	2022	\$46	\$68
Description:	FROM: Water St TO: Franklin Rd (0.6410 MI)						RW			
Scope:	Bridge Rehab w/o Added Capacity						CN	2022	\$4,815	\$0
							Total		\$4,861	\$68
Service Area / Fund	Previous	FY2023	FY2024	FY2025	FY2026	FY2027	FY2028	Total		
Special Structures										
State	\$46	\$4,815	\$0	\$0	\$0	\$0	\$0	\$0	\$4,861	

ROUTE: 0017	PROJECT NAME		PROGRAM/SYSTEM				MPO Area			
UPC: 120676	#SS - JAMES RIVER BRIDGE REPLACE LIFTING CABLES (MATERIALS)		Primary				Hampton Roads			
Street Name:	RT 17						Start (CY)	Budget	Expenditure	
Jurisdiction:	Isle of Wight County						PE	2022	\$10	\$19
Description:	FROM: South Grid Deck TO: North Grid Deck (1.7530 MI)						RW			
Scope:	Bridge Rehab w/o Added Capacity						CN	2022	\$2,520	\$0
							Total		\$2,530	\$19
Service Area / Fund	Previous	FY2023	FY2024	FY2025	FY2026	FY2027	FY2028	Total		
Special Structures										
State	\$30	\$2,500	\$0	\$0	\$0	\$0	\$0	\$0	\$2,530	

ROUTE: 0017	PROJECT NAME		PROGRAM/SYSTEM				MPO Area			
UPC: 120677	#SS - JAMES RIVER BRIDGE CONCRETE SUPER AND SUBSTRUCTURE REP		Primary				Hampton Roads			
Street Name:	RT 17						Start (CY)	Budget	Expenditure	
Jurisdiction:	Isle of Wight County						PE	2022	\$30	\$34
Description:	FROM: Isle of Wight Shoreline TO: Newport News Shoreline (4.4070 MI)						RW			
Scope:	Bridge Rehab w/o Added Capacity						CN	2022	\$5,400	\$0
							Total		\$5,430	\$34
Service Area / Fund	Previous	FY2023	FY2024	FY2025	FY2026	FY2027	FY2028	Total		
Special Structures										
State	\$30	\$3,000	\$2,400	\$0	\$0	\$0	\$0	\$0	\$5,430	

ROUTE: 0017	PROJECT NAME (NEW)		PROGRAM/SYSTEM				MPO Area			
UPC: 120902	SPORTS WAY-LAKESIDE DRIVE PEDESTRIAN ENHANCEMENTS		Secondary				Hampton Roads			
Jurisdiction:	York County						Start (CY)	Budget	Expenditure	
Description:	FROM: Beechwood Drive TO: Heritage Square entrance						PE	2027	\$112	\$0
Scope:	Facilities for Pedestrians and Bicycles						RW	2029	\$25	\$0
							CN	2030	\$505	\$0
							Total		\$642	\$0
Service Area / Fund	Previous	FY2023	FY2024	FY2025	FY2026	FY2027	FY2028	Total		
Revenue Sharing										
State	\$0	\$0	\$0	\$254	\$0	\$0	\$0	\$0	\$254	
Local	\$0	\$0	\$0	\$254	\$0	\$0	\$0	\$0	\$254	
TOTAL	\$0	\$0	\$0	\$508	\$0	\$0	\$0	\$0	\$508	

ROUTE: 0017		PROJECT NAME (NEW)				PROGRAM/SYSTEM		MPO Area	
UPC:	121088	BROOKE & CRITTENDON AT JEFFERSON SIGNAL MAST ARM CONVERSIONS				Urban		Hampton Roads	
Jurisdiction:	Newport News					Start (CY)		Budget	Expenditure
Description:	FROM: Crittendon Middle School TO: Brooke St					PE	2026	\$170	\$0
Scope:	Traffic Management/Engineering					RW	2028	\$130	\$0
						CN	2029	\$850	\$0
						Total		\$1,150	\$0
Service Area / Fund	Previous	FY2023	FY2024	FY2025	FY2026	FY2027	FY2028	Total	
Revenue Sharing									
State	\$0	\$0	\$0	\$300	\$275	\$0	\$0	\$575	
Local	\$0	\$0	\$0	\$300	\$275	\$0	\$0	\$575	
TOTAL	\$0	\$0	\$0	\$600	\$550	\$0	\$0	\$1,150	

ROUTE: 0017		PROJECT NAME (NEW)				PROGRAM/SYSTEM		MPO Area	
UPC:	121106	GRAFTON DRIVE SIDEWALK				Enhancement		Hampton Roads	
Jurisdiction:	York County					Start (CY)		Budget	Expenditure
Description:	FROM: .09 mi. east of Amory Lane TO: Timberline Loop					PE	2022	\$105	\$0
Scope:	Facilities for Pedestrians and Bicycles					RW	2025	\$31	\$0
						CN	2025	\$392	\$0
						Total		\$528	\$0
Service Area / Fund	Previous	FY2023	FY2024	FY2025	FY2026	FY2027	FY2028	Total	
Specialized State and Federal									
Federal	\$0	\$10	\$118	\$0	\$0	\$0	\$0	\$128	
MPO TAP	\$0	\$295	\$0	\$0	\$0	\$0	\$0	\$295	
Other Funds									
Other	\$0	\$76	\$30	\$0	\$0	\$0	\$0	\$106	
TOTAL	\$0	\$381	\$148	\$0	\$0	\$0	\$0	\$528	

ROUTE: 0017		PROJECT NAME (NEW)				PROGRAM/SYSTEM		MPO Area	
UPC:	121112	#SGR23LP CITY OF SUFFOLK 2080 BRIDGE ROAD				Urban		Hampton Roads	
Street Name:	Bridge Road (US Route 17)					Start (CY)		Budget	Expenditure
Jurisdiction:	Suffolk					PE	2022	\$20	\$0
Description:	FROM: 1770' East of Shoulder's Hill Rd (UR-626) MP 34.772 TO: 670' East of Harbour View Blvd (UR-2284) MP 35.772 (1.0000 MI)					RW			
Scope:	Resurfacing					CN	2024	\$350	\$0
						Total		\$370	\$0
Service Area / Fund	Previous	FY2023	FY2024	FY2025	FY2026	FY2027	FY2028	Total	
State of Good Repair									
State	\$0	\$283	\$0	\$0	\$0	\$0	\$0	\$283	

ROUTE: 0017		PROJECT NAME (NEW)				PROGRAM/SYSTEM		MPO Area	
UPC:	121115	#SGR23LP CITY OF SUFFOLK 2090 BRIDGE ROAD				Urban		Hampton Roads	
Street Name:	Bridge Road (US Route 17)					Start (CY)		Budget	Expenditure
Jurisdiction:	Suffolk					PE	2022	\$20	\$0
Description:	FROM: 3230' East of Shoulders Hill Road (UR-626) MP 34.46 TO: 240' East of Lincoln Street (UR-658) MP 35.46 (1.0000 MI)					RW			
Scope:	Resurfacing					CN	2024	\$350	\$0
						Total		\$370	\$0
Service Area / Fund	Previous	FY2023	FY2024	FY2025	FY2026	FY2027	FY2028	Total	
State of Good Repair									
State	\$255	\$4	\$0	\$0	\$0	\$0	\$0	\$259	

ROUTE: 0017		PROJECT NAME (NEW)				PROGRAM/SYSTEM		MPO Area	
UPC:	121777	#ITTF23 ITS INTEGRATION RT 17 MULTI-JURISDICTIONAL PHASE I				Urban		Hampton Roads	
Street Name:	US-17					Start (CY)		Budget	Expenditure
Jurisdiction:	Multi-jurisdictional: Hampton Roads MPO					PE	2019	\$275	\$0
Description:						RW	2023		
Scope:	Traffic Management/Engineering					CN	2024		
						Total		\$275	\$0
Service Area / Fund	Previous	FY2023	FY2024	FY2025	FY2026	FY2027	FY2028	Total	
High Priority Projects									
ITTF	\$0	\$275	\$0	\$0	\$0	\$0	\$0	\$275	

ROUTE: 0031		PROJECT NAME				PROGRAM/SYSTEM		MPO Area	
UPC:	115511	#SMART20 Route 31 Bicycle Accommodations				Primary		NonMPO	
Street Name:	Route 31					Start (CY)		Budget	Expenditure
Jurisdiction:	Surry County					PE	2019	\$900	\$339
Description:	FROM: Town of Surry TO: Jamestown Scotland Ferry (4.0000 MI)					RW	2023	\$4,300	\$0
Scope:	Facilities for Pedestrians and Bicycles					CN	2024	\$4,400	\$0
						Total		\$9,600	\$339
Service Area / Fund	Previous	FY2023	FY2024	FY2025	FY2026	FY2027	FY2028	Total	
District Grant Program									
Federal	\$900	\$1,000	\$3,000	\$3,400	\$0	\$0	\$0	\$8,300	
State	\$1,000	\$300	\$0	\$0	\$0	\$0	\$0	\$1,300	
TOTAL	\$1,900	\$1,300	\$3,000	\$3,400	\$0	\$0	\$0	\$9,600	

ROUTE: 0058		PROJECT NAME (NEW)				PROGRAM/SYSTEM		MPO Area	
UPC:	T26730	#SGR23VB RTE 58 OVER I-95 (FED ID 20223)- BRIDGE REPLACEMENT				Primary		Hampton Roads	
Street Name:	US 58					Start (CY)		Budget	Expenditure
Jurisdiction:	Emporia					PE	2022	\$4,201	\$0
Description:	(0.5500 MI)					RW	2026	\$918	\$0
Scope:	Bridge Replacement w/o Added Capacity					CN	2027	\$28,481	\$0
						Total		\$33,599	\$0
Service Area / Fund	Previous	FY2023	FY2024	FY2025	FY2026	FY2027	FY2028	Total	
State of Good Repair									
Federal	\$5,000	\$0	\$0	\$0	\$0	\$3,000	\$18,000	\$26,000	
State	\$1,501	\$1,074	\$2,468	\$3,312	\$2,284	\$15	\$599	\$11,254	
TOTAL	\$6,501	\$1,074	\$2,468	\$3,312	\$2,284	\$3,015	\$18,599	\$37,254	

ROUTE: 0058		PROJECT NAME				PROGRAM/SYSTEM		MPO Area	
UPC:	12546	#HB2.FY17 RTE 58 - WIDEN TO 6-LANE DIVIDED FACILITY				Urban		Hampton Roads	
Street Name:	LASKIN ROAD					Start (CY)	Budget	Expenditure	
Jurisdiction:	Virginia Beach					PE	1993	\$9,379	\$9,379
Description:	FROM: 0.28 Miles WEST OF FIRST COLONIAL ROAD TO: 0.32 Miles EAST OF BIRDNECK ROAD (2.1000 MI)					RW	2002	\$35,135	\$35,166
Scope:	Reconstruction w/ Added Capacity					CN	2019	\$43,712	\$20,549
						Total		\$88,226	\$65,095
Service Area / Fund	Previous	FY2023	FY2024	FY2025	FY2026	FY2027	FY2028	Total	
District Grant Program									
Federal	\$10,573	\$1,474	\$0	\$0	\$0	\$0	\$0	\$12,046	
State	\$4,909	\$0	\$1,068	\$0	\$0	\$0	\$0	\$5,977	
Specialized State and Federal									
Federal	\$21,492	\$0	\$0	\$0	\$0	\$0	\$0	\$21,492	
Match	\$1,922	\$0	\$0	\$0	\$0	\$0	\$0	\$1,922	
Bond	\$6,425	\$0	\$0	\$0	\$0	\$0	\$0	\$6,425	
Local	\$599	\$0	\$0	\$0	\$0	\$0	\$0	\$599	
Legacy CN Formula									
Federal	\$15,594	\$0	\$0	\$0	\$0	\$0	\$0	\$15,594	
Match	\$3,991	\$0	\$0	\$0	\$0	\$0	\$0	\$3,991	
State	\$511	\$0	\$0	\$0	\$0	\$0	\$0	\$511	
Other Funds									
Other	\$19,669	\$0	\$0	\$0	\$0	\$0	\$0	\$19,669	
TOTAL	\$85,684	\$1,474	\$1,068	\$0	\$0	\$0	\$0	\$88,226	

ROUTE: 0058		PROJECT NAME				PROGRAM/SYSTEM		MPO Area	
UPC:	100937	#HB2.FY17 Route 58/ Holland Road Corridor Improvements				Urban		Hampton Roads	
Street Name:	Holland Road					Start (CY)	Budget	Expenditure	
Jurisdiction:	Suffolk					PE	2012	\$3,695	\$239
Description:	FROM: Rte 58/13/32 bypass TO: .7 miles west of Manning Bridge Road (3.1000 MI)					RW	2015	\$34,135	\$14,789
Scope:	Reconstruction w/ Added Capacity					CN	2020	\$45,951	\$37
						Total		\$83,781	\$15,065
Service Area / Fund	Previous	FY2023	FY2024	FY2025	FY2026	FY2027	FY2028	Total	
District Grant Program									
GARVEE	\$39,588	\$0	\$0	\$0	\$0	\$0	\$0	\$39,588	
Specialized State and Federal									
State	\$60	\$0	\$0	\$0	\$0	\$0	\$0	\$60	
Legacy CN Formula									
Federal	\$132	\$0	\$0	\$0	\$0	\$0	\$0	\$132	
Match	\$33	\$0	\$0	\$0	\$0	\$0	\$0	\$33	
State	\$5	\$0	\$0	\$0	\$0	\$0	\$0	\$5	
Revenue Sharing									
State	\$10,635	\$3,249	\$3,116	\$0	\$0	\$0	\$0	\$17,000	
Local	\$10,635	\$3,249	\$3,116	\$0	\$0	\$0	\$0	\$17,000	
Other Funds									
Other	\$9,963	\$0	\$0	\$0	\$0	\$0	\$0	\$9,963	
TOTAL	\$71,051	\$6,498	\$6,233	\$0	\$0	\$0	\$0	\$83,781	

ROUTE: 0058	PROJECT NAME				PROGRAM/SYSTEM		MPO Area	
UPC: 103036	DT/MT/MLK Primary Debt Service				Primary		Hampton Roads	
Jurisdiction:	Hampton Roads District-wide							
Description:	FROM: Downtown and Midtown Tunnels; extension of MLK to I-264 TO: Downtown and Midtown Tunnels; extension of MLK to I-264 (3.9000 MI)							
Scope:	Bridge, New Construction							
Service Area / Fund	Previous	FY2023	FY2024	FY2025	FY2026	FY2027	FY2028	Total
Specialized State and Federal								
Federal	\$18,885	\$0	\$0	\$0	\$0	\$0	\$0	\$18,885
Debt Service								
Federal	\$334,834	\$37,042	\$36,733	\$36,741	\$36,742	\$36,708	\$22,480	\$541,280
TOTAL	\$353,719	\$37,042	\$36,733	\$36,741	\$36,742	\$36,708	\$22,480	\$560,165

ROUTE: 0058	PROJECT NAME				PROGRAM/SYSTEM		MPO Area		
UPC: 109312	#HB2.FY17 U.S. 58 Corridor Intersection Capacity & Safety				Urban		Hampton Roads		
REPORT NOTE: Locally Administered.									
Street Name:	Virginia Beach Blvd					Start (CY)	Budget	Expenditure	
Jurisdiction:	Norfolk					PE	2017	\$526	\$526
Description:	FROM: Newtown Road TO: Clarence Street (0.0035 MI)					RW	2018	\$5	\$0
Scope:	Reconstruction w/ Added Capacity					CN	2019	\$4,112	\$869
						Total		\$4,643	\$1,395
Service Area / Fund	Previous	FY2023	FY2024	FY2025	FY2026	FY2027	FY2028	Total	
District Grant Program									
Federal	\$400	\$0	\$0	\$0	\$0	\$0	\$0	\$400	
State	\$1,937	\$0	\$0	\$0	\$0	\$0	\$0	\$1,937	
Legacy CN Formula									
State	\$2,111	\$0	\$0	\$0	\$0	\$0	\$0	\$2,111	
Other Funds									
Other	\$186	\$0	\$0	\$0	\$0	\$0	\$0	\$186	
TOTAL	\$4,633	\$0	\$0	\$0	\$0	\$0	\$0	\$4,633	

ROUTE: 0058	PROJECT NAME				PROGRAM/SYSTEM		MPO Area	
UPC: 110389	#HB2.FY17 RTE 58/ HOLLAND RD. Corridor GARVEE DEBT SERVICE				Urban		Hampton Roads	
Jurisdiction:	Suffolk							
Description:								
Scope:								
Service Area / Fund	Previous	FY2023	FY2024	FY2025	FY2026	FY2027	FY2028	Total
Debt Service								
Federal	\$1,099	\$1,053	\$2,733	\$3,567	\$3,570	\$3,568	\$3,569	\$19,160

ROUTE:	0058	PROJECT NAME	PROGRAM/SYSTEM					MPO Area		
UPC:	111036	Suffolk Bypass/Godwin Blvd - Wilroy Road - Pruden Blvd IMR	Urban					Hampton Roads		
Street Name:	Route 58						Start (CY)	Budget	Expenditure	
Jurisdiction:	Suffolk						PE	2024	\$2,000	\$0
Description:	FROM: Wilroy Road Interchange TO: Pruden Boulevard Interchange (3.5000 MI)						RW			
Scope:	Traffic Management/Engineering						CN			
							Total		\$2,000	\$0
Service Area / Fund	Previous	FY2023	FY2024	FY2025	FY2026	FY2027	FY2028	Total		
Specialized State and Federal										
MPO RSTP	\$0	\$50	\$1,950	\$0	\$0	\$0	\$0	\$2,000		

ROUTE:	0058	PROJECT NAME	PROGRAM/SYSTEM					MPO Area		
UPC:	111711	#SMART18 - Laskin Road Phase 1-A	Urban					Hampton Roads		
Street Name:	Laskin Road						Start (CY)	Budget	Expenditure	
Jurisdiction:	Virginia Beach						PE	2017	\$1,102	\$1,102
Description:	FROM: Republic Road TO: Fremac Drive (1.0000 MI)						RW	2018	\$4,993	\$2,010
Scope:	Reconstruction w/ Added Capacity						CN	2019	\$55,693	\$25,267
							Total		\$61,788	\$28,379
Service Area / Fund	Previous	FY2023	FY2024	FY2025	FY2026	FY2027	FY2028	Total		
District Grant Program										
Federal	\$28,855	\$0	\$0	\$0	\$0	\$0	\$0	\$28,855		
State	\$0	\$5,548	\$461	\$0	\$0	\$0	\$0	\$6,009		
Specialized State and Federal										
Local	\$3,717	\$0	\$0	\$0	\$0	\$0	\$0	\$3,717		
Other Funds										
Other	\$23,208	\$0	\$0	\$0	\$0	\$0	\$0	\$23,208		
TOTAL	\$55,779	\$5,548	\$461	\$0	\$0	\$0	\$0	\$61,788		

ROUTE:	0058	PROJECT NAME	PROGRAM/SYSTEM					MPO Area		
UPC:	115244	#SMART20 Virginia Beach Blvd Widening – George St to Newtown	Urban					Hampton Roads		
Street Name:	Virginia Beach Blvd						Start (CY)	Budget	Expenditure	
Jurisdiction:	Norfolk						PE	2023	\$1,243	\$0
Description:	FROM: Newtown Road TO: George Street (0.4440 MI)						RW	2026	\$5,750	\$0
Scope:	Reconstruction w/ Added Capacity						CN	2028	\$8,709	\$0
							Total		\$15,701	\$0
Service Area / Fund	Previous	FY2023	FY2024	FY2025	FY2026	FY2027	FY2028	Total		
High Priority Projects										
Federal	\$0	\$0	\$7,632	\$0	\$0	\$0	\$0	\$7,632		
State	\$0	\$0	\$0	\$0	\$1,203	\$0	\$0	\$1,203		
District Grant Program										
Federal	\$0	\$0	\$2,701	\$4,165	\$0	\$0	\$0	\$6,866		
TOTAL	\$0	\$0	\$10,333	\$4,165	\$1,203	\$0	\$0	\$15,701		

ROUTE: 0058	PROJECT NAME				PROGRAM/SYSTEM		MPO Area		
UPC: 115371	N. Great Neck/London Bridge & Virginia Beach Blvd Int Improv				Urban		Hampton Roads		
Street Name:	N. Great Neck Rd.						Start (CY)	Budget	Expenditure
Jurisdiction:	Virginia Beach				PE		2024	\$293	\$0
Description:	FROM: London Bridge Rd TO: Virginia Beach Blvd				RW				
Scope:	Traffic Management/Engineering				CN		2026	\$1,864	\$0
							Total	\$2,157	\$0
Service Area / Fund	Previous	FY2023	FY2024	FY2025	FY2026	FY2027	FY2028	Total	
Specialized State and Federal									
MPO CMAQ	\$0	\$0	\$0	\$1,757	\$0	\$0	\$400	\$2,157	

ROUTE: 0058	PROJECT NAME				PROGRAM/SYSTEM		MPO Area		
UPC: 118375	SPSA Interchange Improvement				Primary		Hampton Roads		
Street Name:	000						Start (CY)	Budget	Expenditure
Jurisdiction:	Suffolk				PE		2021	\$6,720	\$1,334
Description:	FROM: 13/58/460 BYPASS TO: SUFFOLK CITY LIMITS				RW		2022	\$3,698	\$0
Scope:	Safety				CN		2023	\$28,849	\$0
							Total	\$39,266	\$1,334
Service Area / Fund	Previous	FY2023	FY2024	FY2025	FY2026	FY2027	FY2028	Total	
Other Funds									
Other	\$3,088	\$3,641	\$6,894	\$12,822	\$12,822	\$0	\$0	\$39,266	

ROUTE: 0058	PROJECT NAME				PROGRAM/SYSTEM		MPO Area		
UPC: 119213	#SMART22 NEW MARKET ROAD TURN LANE IMPROVMENTS				Primary		NonMPO		
Street Name:	Southampton Parkway						Start (CY)	Budget	Expenditure
Jurisdiction:	Southampton County				PE		2023	\$412	\$0
Description:	FROM: .077 Mile East of New Market St TO: .079 Mile West of New Market St				RW		2025	\$301	\$0
Scope:	Reconstruction w/o Added Capacity				CN		2026	\$438	\$0
							Total	\$1,151	\$0
Service Area / Fund	Previous	FY2023	FY2024	FY2025	FY2026	FY2027	FY2028	Total	
District Grant Program									
Federal	\$0	\$0	\$0	\$50	\$228	\$0	\$0	\$278	
State	\$301	\$100	\$250	\$0	\$22	\$200	\$0	\$873	
TOTAL	\$301	\$100	\$250	\$50	\$250	\$200	\$0	\$1,151	

ROUTE: 0058	PROJECT NAME				PROGRAM/SYSTEM		MPO Area		
UPC: 119218	#SMART22 CAMP PARKWAY CGT				Primary		NonMPO		
Street Name:	Southampton Parkway						Start (CY)	Budget	Expenditure
Jurisdiction:	Southampton County				PE		2025	\$752	\$0
Description:	FROM: 0.082 Mile West of Camp Parkway TO: 0.148 Mile East of Camp Parkway (0.2300 MI)				RW		2027	\$129	\$0
Scope:	Reconstruction w/o Added Capacity				CN		2028	\$1,468	\$0
							Total	\$2,349	\$0
Service Area / Fund	Previous	FY2023	FY2024	FY2025	FY2026	FY2027	FY2028	Total	
District Grant Program									
Federal	\$0	\$0	\$0	\$0	\$1,140	\$1,200	\$0	\$2,340	
State	\$0	\$0	\$0	\$0	\$9	\$0	\$0	\$9	
TOTAL	\$0	\$0	\$0	\$0	\$1,149	\$1,200	\$0	\$2,349	

ROUTE: 0058	PROJECT NAME	PROGRAM/SYSTEM	MPO Area					
UPC: 119275	LASKIN ROAD PHASE III	Urban	Hampton Roads					
Street Name:	LASKIN ROAD		Start (CY)	Budget	Expenditure			
Jurisdiction:	Virginia Beach	PE	2026	\$3,669	\$0			
Description:	FROM: west of Phillips Ave. TO: Republic Rd (0.7000 MI)	RW	2030	\$9,368	\$0			
Scope:	Reconstruction w/ Added Capacity	CN	2030	\$18,467	\$0			
		Total		\$31,503	\$0			
Service Area / Fund	Previous	FY2023	FY2024	FY2025	FY2026	FY2027	FY2028	Total
Specialized State and Federal								
MPO RSTP	\$0	\$0	\$0	\$0	\$0	\$3,669	\$4,402	\$8,071

ROUTE: 0058	PROJECT NAME	PROGRAM/SYSTEM	MPO Area					
UPC: 119282	#SMART22 SOUTHAMPTON HIGH SCHOOL US 58 CROSSOVER	Primary	NonMPO					
Jurisdiction:	Southampton County		Start (CY)	Budget	Expenditure			
Description:	FROM: Meherrin Road Interchange TO: 1.05 Miles W. of Meherrin Road Interchange	PE	2023	\$824	\$0			
Scope:	Reconstruction w/ Added Capacity	RW	2025	\$77	\$0			
		CN	2026	\$2,743	\$0			
		Total		\$3,644	\$0			
Service Area / Fund	Previous	FY2023	FY2024	FY2025	FY2026	FY2027	FY2028	Total
District Grant Program								
Federal	\$0	\$0	\$500	\$500	\$1,500	\$900	\$0	\$3,400
State	\$0	\$100	\$0	\$0	\$0	\$144	\$0	\$244
TOTAL	\$0	\$100	\$500	\$500	\$1,500	\$1,044	\$0	\$3,644

ROUTE: 0058	PROJECT NAME (NEW)	PROGRAM/SYSTEM	MPO Area					
UPC: 121034	#SGR23LP CITY OF VIRGINIA BEACH 2309 LASKIN ROAD	Urban	Hampton Roads					
Street Name:	Laskin Road		Start (CY)	Budget	Expenditure			
Jurisdiction:	Virginia Beach	PE	2022	\$20	\$0			
Description:	FROM: 0 TO: .21 (0.2100 MI)	RW						
Scope:	Resurfacing	CN	2024	\$228	\$0			
		Total		\$248	\$0			
Service Area / Fund	Previous	FY2023	FY2024	FY2025	FY2026	FY2027	FY2028	Total
State of Good Repair								
State	\$0	\$245	\$0	\$0	\$0	\$0	\$0	\$245

ROUTE: 0058	PROJECT NAME (NEW)	PROGRAM/SYSTEM	MPO Area					
UPC: 121099	RTE 58 IMPROVEMENTS-RCUT@ HOLLAND BYPASS	Urban	Hampton Roads					
Jurisdiction:	Suffolk		Start (CY)	Budget	Expenditure			
Description:	FROM: 500' East of the Holland By-Pass TO: 1100' East of the Holland By-Pass	PE	2026	\$186	\$0			
Scope:	Reconstruction w/o Added Capacity	RW	2028	\$26	\$0			
		CN	2029	\$1,221	\$0			
		Total		\$1,433	\$0			
Service Area / Fund	Previous	FY2023	FY2024	FY2025	FY2026	FY2027	FY2028	Total
Revenue Sharing								
State	\$0	\$0	\$0	\$300	\$254	\$0	\$0	\$554
Local	\$0	\$0	\$0	\$300	\$254	\$0	\$0	\$554
TOTAL	\$0	\$0	\$0	\$600	\$508	\$0	\$0	\$1,108

ROUTE: 0058	PROJECT NAME (NEW)				PROGRAM/SYSTEM		MPO Area		
UPC: 121116	#SGR23LP 124-CITY OF PORTSMOUTH 1250 AIRLINE BLVD				Urban		Hampton Roads		
Street Name:	AIRLINE BLVD						Start (CY)	Budget	Expenditure
Jurisdiction:	Portsmouth				PE		2022	\$20	\$0
Description:	FROM: 485.662 TO: 486.662 (0.6620 MI)				RW				
Scope:	Resurfacing				CN		2024	\$1,448	\$0
					Total			\$1,468	\$0
Service Area / Fund	Previous	FY2023	FY2024	FY2025	FY2026	FY2027	FY2028	Total	
State of Good Repair									
State	\$232	\$58	\$0	\$0	\$0	\$0	\$0	\$290	

ROUTE: 0060	PROJECT NAME				PROGRAM/SYSTEM		MPO Area		
UPC: 100200	#SMART18 - SKIFFES CREEK CONNECTOR				Primary		Hampton Roads		
REPORT NOTE: Balance to be addressed at CN completion.									
Street Name:	Skiffes Creek Connector						Start (CY)	Budget	Expenditure
Jurisdiction:	James City County				PE		2011	\$3,790	\$3,058
Description:	FROM: Route 60 TO: Route 143				RW		2019	\$3,172	\$1,002
Scope:	New Construction Roadway				CN		2019	\$33,679	\$16,853
					Total			\$40,642	\$20,913
Service Area / Fund	Previous	FY2023	FY2024	FY2025	FY2026	FY2027	FY2028	Total	
District Grant Program									
Federal	\$1,545	\$0	\$0	\$0	\$0	\$0	\$0	\$1,545	
Specialized State and Federal									
Match	\$2,000	\$0	\$0	\$0	\$0	\$0	\$0	\$2,000	
MPO RSTP	\$42,863	\$0	\$0	\$0	\$0	\$0	\$0	\$42,863	
TOTAL	\$46,408	\$0	\$0	\$0	\$0	\$0	\$0	\$46,408	

ROUTE: 0060	PROJECT NAME				PROGRAM/SYSTEM		MPO Area		
UPC: 100608	CITYWIDE ITS UPGRADES - MULTI LOCATIONS				Urban		Hampton Roads		
REPORT NOTE: Balance to be addressed at CN completion.									
Street Name:	Intersection on Various Routes (see proj purpose)						Start (CY)	Budget	Expenditure
Jurisdiction:	Newport News				PE		2016	\$1,864	\$1,864
Description:	FROM: Warwick, Jefferson, Denbigh, Huntington, 25th St. TO: various intersecting Rds				RW				
Scope:	Safety				CN			\$1,119	\$919
					Total			\$2,983	\$2,783
Service Area / Fund	Previous	FY2023	FY2024	FY2025	FY2026	FY2027	FY2028	Total	
High Priority Projects									
ITTF	\$1,826	\$0	\$0	\$0	\$0	\$0	\$0	\$1,826	
Specialized State and Federal									
MPO CMAQ	\$2,329	\$0	\$0	\$0	\$0	\$0	\$0	\$2,329	
TOTAL	\$4,155	\$0	\$0	\$0	\$0	\$0	\$0	\$4,155	

ROUTE: 0060		PROJECT NAME				PROGRAM/SYSTEM		MPO Area	
UPC:	101279	#HB2.FY17 Replacement of bridge over Lake Maury				Urban		Hampton Roads	
Street Name:	Warwick Boulevard					Start (CY)	Budget	Expenditure	
Jurisdiction:	Newport News					PE	2012	\$1,007	\$504
Description:	FROM: .08 miles south of route 312 TO: .35 miles south of route 312 (0.2700 MI)					RW	2014	\$91	\$45
Scope:	Bridge Replacement w/o Added Capacity					CN	2017	\$7,763	\$4,501
						Total		\$8,862	\$5,050
Service Area / Fund	Previous	FY2023	FY2024	FY2025	FY2026	FY2027	FY2028	Total	
District Grant Program									
State	\$1,239	\$0	\$0	\$0	\$0	\$0	\$0	\$1,239	
Revenue Sharing									
State	\$3,811	\$0	\$0	\$0	\$0	\$0	\$0	\$3,811	
Local	\$3,811	\$0	\$0	\$0	\$0	\$0	\$0	\$3,811	
TOTAL	\$8,862	\$0	\$0	\$0	\$0	\$0	\$0	\$8,862	

ROUTE: 0060		PROJECT NAME				PROGRAM/SYSTEM		MPO Area	
UPC:	102739	Shore Drive- Safety/Ped Improvements				Urban		Hampton Roads	
Street Name:	Shore Drive					Start (CY)	Budget	Expenditure	
Jurisdiction:	Virginia Beach					PE	2012	\$2,970	\$764
Description:	FROM: Vista Circle TO: Croix Drive (1.2000 MI)					RW	2017	\$6,625	\$31
Scope:	Facilities for Pedestrians and Bicycles					CN	2022	\$21,167	\$0
						Total		\$30,762	\$795
Service Area / Fund	Previous	FY2023	FY2024	FY2025	FY2026	FY2027	FY2028	Total	
Revenue Sharing									
State	\$2,349	\$1,652	\$5,999	\$0	\$0	\$0	\$0	\$10,000	
Local	\$2,349	\$1,652	\$5,999	\$0	\$0	\$0	\$0	\$10,000	
Other Funds									
Other	\$10,762	\$0	\$0	\$0	\$0	\$0	\$0	\$10,762	
TOTAL	\$15,460	\$3,304	\$11,999	\$0	\$0	\$0	\$0	\$30,762	

ROUTE: 0060		PROJECT NAME				PROGRAM/SYSTEM		MPO Area	
UPC:	102980	Pocahontas Trail Reconstruction				Primary		Hampton Roads	
Street Name:	Pocahontas Trail					Start (CY)	Budget	Expenditure	
Jurisdiction:	James City County					PE	2014	\$2,935	\$1,300
Description:	FROM: James City County Fire Station #2 (8429 Pocahontas Trail) TO: James City County Elementary School (8901 Pocahontas Trail) (1.8000 MI)					RW	2025	\$24,577	\$0
Scope:	Facilities for Pedestrians and Bicycles					CN	2028	\$22,685	\$0
						Total		\$50,197	\$1,300
Service Area / Fund	Previous	FY2023	FY2024	FY2025	FY2026	FY2027	FY2028	Total	
Specialized State and Federal									
Federal	\$2,620	\$0	\$0	\$0	\$0	\$0	\$0	\$2,620	
State	\$196	\$0	\$0	\$0	\$0	\$0	\$0	\$196	
MPO CMAQ	\$1,870	\$750	\$600	\$4,075	\$7,478	\$2,388	\$0	\$17,162	
MPO RSTP	\$1,935	\$1,544	\$2,045	\$2,344	\$0	\$2,381	\$0	\$10,250	
Other Funds									
Other	\$172	\$0	\$0	\$0	\$0	\$0	\$0	\$172	
TOTAL	\$6,793	\$2,294	\$2,645	\$6,419	\$7,478	\$4,769	\$0	\$30,398	

ROUTE: 0060		PROJECT NAME				PROGRAM/SYSTEM		MPO Area	
UPC:	113271	Reconstruct Toano ADA Sidewalk and Bike and Ped.				Primary		Hampton Roads	
Street Name:	Richmond Rd.					Start (CY)		Budget	Expenditure
Jurisdiction:	James City County					PE	2018	\$144	\$72
Description:	FROM: 155 Ft. West of Forge Intersection TO: Toano Middle School Entrance (0.4800 MI)					RW	2022	\$0	\$0
Scope:	Reconstruction w/o Added Capacity					CN	2022	\$2,034	\$0
						Total		\$2,178	\$72
Service Area / Fund	Previous	FY2023	FY2024	FY2025	FY2026	FY2027	FY2028	Total	
Revenue Sharing									
State	\$161	\$392	\$300	\$0	\$0	\$0	\$0	\$852	
Local	\$161	\$392	\$300	\$0	\$0	\$0	\$0	\$852	
Other Funds									
Other	\$474	\$0	\$0	\$0	\$0	\$0	\$0	\$474	
TOTAL	\$795	\$783	\$600	\$0	\$0	\$0	\$0	\$2,178	

ROUTE: 0060		PROJECT NAME				PROGRAM/SYSTEM		MPO Area	
UPC:	113632	Route 60 (Pocahontas Trail) Intersection Lighting				Primary		Hampton Roads	
REPORT NOTE: Balance to be addressed at CN advertisement									
Street Name:	Pocahontas Trail					Start (CY)		Budget	Expenditure
Jurisdiction:	York County					PE	2022	\$23	\$0
Description:	FROM: Intersection Route 199 Ramp TO: Intersection McLaws Circle (0.3600 MI)					RW			
Scope:	Safety					CN	2024	\$107	\$0
						Total		\$130	\$0
Service Area / Fund	Previous	FY2023	FY2024	FY2025	FY2026	FY2027	FY2028	Total	
VA Safety Funds									
Federal	\$0	\$23	\$0	\$111	\$0	\$0	\$0	\$135	

ROUTE: 0060		PROJECT NAME				PROGRAM/SYSTEM		MPO Area	
UPC:	113819	WARWICK BLVD AND ORIANA RD INTERSECTION SAFETY IMPROVS.				Primary		Hampton Roads	
Street Name:	Warwick Boulevard					Start (CY)		Budget	Expenditure
Jurisdiction:	Newport News					PE	2022	\$50	\$1
Description:	FROM: Oriana Road TO: Oriana Road					RW	2023	\$50	\$0
Scope:	Safety					CN	2024	\$725	\$0
						Total		\$825	\$1
Service Area / Fund	Previous	FY2023	FY2024	FY2025	FY2026	FY2027	FY2028	Total	
VA Safety Funds									
Federal	\$50	\$57	\$200	\$217	\$300	\$0	\$0	\$825	

ROUTE: 0060		PROJECT NAME				PROGRAM/SYSTEM		MPO Area	
UPC:	115418	#SMART20 Richmond Rd Signal Coordination & Ped. Improvements				Urban		Hampton Roads	
Street Name:	Richmond Road					Start (CY)		Budget	Expenditure
Jurisdiction:	Williamsburg					PE	2024	\$143	\$0
Description:	FROM: various TO: various					RW			
Scope:	Safety					CN	2026	\$61	\$0
						Total		\$204	\$0
Service Area / Fund	Previous	FY2023	FY2024	FY2025	FY2026	FY2027	FY2028	Total	
District Grant Program									
Federal	\$0	\$0	\$143	\$61	\$0	\$0	\$0	\$204	

ROUTE: 0060	PROJECT NAME				PROGRAM/SYSTEM		MPO Area		
UPC: 115504	#SMART20 Warwick Blvd & Oyster Point Rd Intersection Improve				Urban		Hampton Roads		
Street Name:	Warwick Blvd & Oyster Point Rd						Start (CY)	Budget	Expenditure
Jurisdiction:	Newport News				PE	2023	\$375	\$0	
Description:	FROM: Warwick TO: Oyster Point				RW	2025	\$927	\$0	
Scope:	Safety				CN	2026	\$4,143	\$0	
							Total	\$5,446	\$0
Service Area / Fund	Previous	FY2023	FY2024	FY2025	FY2026	FY2027	FY2028	Total	
District Grant Program									
Federal	\$0	\$750	\$1,750	\$2,446	\$0	\$0	\$0	\$4,946	
State	\$500	\$0	\$0	\$0	\$0	\$0	\$0	\$500	
TOTAL	\$500	\$750	\$1,750	\$2,446	\$0	\$0	\$0	\$5,446	

ROUTE: 0060	PROJECT NAME				PROGRAM/SYSTEM		MPO Area		
UPC: 115559	Denbigh Fringe Park & Ride Improvements				Primary		Hampton Roads		
Street Name:	Warwick Boulevard						Start (CY)	Budget	Expenditure
Jurisdiction:	Newport News				PE	2021	\$20	\$0	
Description:	FROM: Entrance into Parking Lot TO: End of Parking Lot				RW				
Scope:	Restoration and Rehabilitation				CN	2023	\$181	\$0	
							Total	\$200	\$0
Service Area / Fund	Previous	FY2023	FY2024	FY2025	FY2026	FY2027	FY2028	Total	
Specialized State and Federal									
MPO CMAQ	\$0	\$0	\$0	\$200	\$0	\$0	\$0	\$200	

ROUTE: 0060	PROJECT NAME				PROGRAM/SYSTEM		MPO Area		
UPC: 117141	Shore Drive Corridor Improvements-Phase IV				Urban		Hampton Roads		
Street Name:	Shore Drive						Start (CY)	Budget	Expenditure
Jurisdiction:	Virginia Beach				PE	2025	\$1,275	\$0	
Description:	FROM: Marlin Bay Drive/Sandy Oaks Drive TO: West End of Lesner Bridge (0.7000 MI)				RW	2028	\$1,470	\$0	
Scope:	Reconstruction w/o Added Capacity				CN	2029	\$11,799	\$0	
							Total	\$14,544	\$0
Service Area / Fund	Previous	FY2023	FY2024	FY2025	FY2026	FY2027	FY2028	Total	
Revenue Sharing									
State	\$0	\$100	\$400	\$3,500	\$3,500	\$0	\$0	\$7,500	
Local	\$0	\$100	\$400	\$3,500	\$3,500	\$0	\$0	\$7,500	
TOTAL	\$0	\$200	\$800	\$7,000	\$7,000	\$0	\$0	\$15,000	

ROUTE: 0060	PROJECT NAME (NEW)				PROGRAM/SYSTEM		MPO Area		
UPC: 121095	WARWICK BLVD RECONSTRUCTION				Urban		Hampton Roads		
Jurisdiction:	Newport News						Start (CY)	Budget	Expenditure
Description:	FROM: Randolph TO: Rivermont Dr				PE	2027	\$141	\$0	
Scope:	Reconstruction w/o Added Capacity				RW	2029	\$652	\$0	
							CN	2030	\$731
							Total	\$1,524	\$0
Service Area / Fund	Previous	FY2023	FY2024	FY2025	FY2026	FY2027	FY2028	Total	
Revenue Sharing									
State	\$0	\$0	\$0	\$396	\$0	\$0	\$0	\$396	
Local	\$0	\$0	\$0	\$396	\$0	\$0	\$0	\$396	
TOTAL	\$0	\$0	\$0	\$791	\$0	\$0	\$0	\$791	

ROUTE: 0060	PROJECT NAME (NEW)				PROGRAM/SYSTEM		MPO Area		
UPC: 121110	BOAT MUP WARWICK, ELMHURST, & YORKTOWN				Enhancement		Hampton Roads		
Jurisdiction:	Newport News						Start (CY)	Budget	Expenditure
Description:	FROM: Existing Bike Trail in Newport News Park TO: Chelsea Place & Yorktown Road				PE	2022	\$403	\$0	
Scope:	Facilities for Pedestrians and Bicycles				RW	2025	\$574	\$0	
					CN	2025	\$1,932	\$0	
					Total		\$2,909	\$0	
Service Area / Fund	Previous	FY2023	FY2024	FY2025	FY2026	FY2027	FY2028	Total	
Specialized State and Federal									
Federal	\$0	\$0	\$382	\$0	\$0	\$0	\$0	\$382	
MPO TAP	\$0	\$618	\$0	\$0	\$0	\$0	\$0	\$618	
Other Funds									
Other	\$1,659	\$154	\$96	\$0	\$0	\$0	\$0	\$1,909	
TOTAL	\$1,659	\$772	\$478	\$0	\$0	\$0	\$0	\$2,909	

ROUTE: 0064	PROJECT NAME				PROGRAM/SYSTEM		MPO Area	
UPC: T25411	#SS - HIGH RISE BRIDGE APPROACHES				Interstate		NonMPO	
Jurisdiction:	Hampton Roads District-wide							
Description:								
Scope:								
Service Area / Fund	Previous	FY2023	FY2024	FY2025	FY2026	FY2027	FY2028	Total
Special Structures								
State	\$0	\$0	\$0	\$0	\$0	\$100	\$0	\$100

ROUTE: 0064	PROJECT NAME				PROGRAM/SYSTEM		MPO Area	
UPC: T25410	#SS - HAMPTON ROADS BRIDGE TUNNEL (NEW)				Interstate		NonMPO	
Jurisdiction:	Hampton Roads District-wide							
Description:								
Scope:								
Service Area / Fund	Previous	FY2023	FY2024	FY2025	FY2026	FY2027	FY2028	Total
Special Structures								
State	\$0	\$0	\$0	\$0	\$0	\$100	\$0	\$100

ROUTE: 0064	PROJECT NAME				PROGRAM/SYSTEM		MPO Area	
UPC: T25397	#SS - HAMPTON ROADS BRIDGE TUNNEL (OLD)				Interstate		NonMPO	
Jurisdiction:	Hampton Roads District-wide							
Description:								
Scope:								
Service Area / Fund	Previous	FY2023	FY2024	FY2025	FY2026	FY2027	FY2028	Total
Special Structures								
State	\$0	\$0	\$0	\$360	\$400	\$2,290	\$2,790	\$5,840

ROUTE:	PROJECT NAME				PROGRAM/SYSTEM		MPO Area			
0064	#HB2.FY17 I-64 CAPACITY IMPROVEMENTS - SEGMENT III				Interstate		Hampton Roads			
UPC:	106689									
Jurisdiction:	Hampton Roads District-wide						Start (CY)	Budget	Expenditure	
Description:	FROM: 1.257 Miles West of Rt 199 - Lightfoot (Exit 234) TO: 1.052 Miles West of Rt 199 - Humelsine Pkwy (Exit 242) (8.3560 MI)						PE	2016	\$10,000	\$5,718
Scope:	Reconstruction w/ Added Capacity						RW	2017	\$12,000	\$900
							CN	2017	\$222,046	\$196,831
							Total		\$244,046	\$203,449
Service Area / Fund	Previous	FY2023	FY2024	FY2025	FY2026	FY2027	FY2028	Total		
High Priority Projects										
Federal	\$118,023	\$0	\$0	\$0	\$0	\$0	\$0	\$118,023		
State	\$3,129	\$0	\$0	\$0	\$0	\$0	\$0	\$3,129		
Other Funds										
HRTAC	\$122,894	\$0	\$0	\$0	\$0	\$0	\$0	\$122,894		
TOTAL	\$244,046	\$0	\$0	\$0	\$0	\$0	\$0	\$244,046		

ROUTE:	PROJECT NAME				PROGRAM/SYSTEM		MPO Area			
0064	#SMART18 - I-64 Southside Widening and High-Rise Bridge Ph 1				Interstate		Hampton Roads			
UPC:	106692									
REPORT NOTE:										
Street Name:	I-64						Start (CY)	Budget	Expenditure	
Jurisdiction:	Chesapeake						PE	2015	\$12,200	\$12,189
Description:	FROM: 0.295 Mile East of I-264 (at Bowers Hill) TO: 1.018 Mile East of I-464 (9.0304 MI)						RW	2016	\$18,726	\$10,858
Scope:	Reconstruction w/ Added Capacity						CN	2016	\$493,688	\$379,944
							Total		\$524,614	\$402,991
Service Area / Fund	Previous	FY2023	FY2024	FY2025	FY2026	FY2027	FY2028	Total		
High Priority Projects										
GARVEE	\$92,658	\$0	\$0	\$0	\$0	\$0	\$0	\$92,658		
Other Funds										
HRTAC	\$431,956	\$0	\$0	\$0	\$0	\$0	\$0	\$431,956		
TOTAL	\$524,614	\$0	\$0	\$0	\$0	\$0	\$0	\$524,614		

ROUTE:	PROJECT NAME				PROGRAM/SYSTEM		MPO Area			
0064	I-64 CAPACITY IMPROVEMENTS - SEGMENT I - DEBT SERVICE				Interstate		Hampton Roads			
UPC:	109383									
Jurisdiction:	Hampton Roads District-wide									
Description:	FROM: 0.50 miles east of Route 238 (Yorktown Road) TO: 1.55 miles west of Route 143 (Jefferson Ave) (5.6700 MI)									
Scope:	Other									
Service Area / Fund	Previous	FY2023	FY2024	FY2025	FY2026	FY2027	FY2028	Total		
Debt Service										
Federal	\$46,402	\$7,417	\$7,249	\$7,248	\$7,248	\$7,248	\$7,247	\$90,058		

ROUTE: 0064		PROJECT NAME				PROGRAM/SYSTEM		MPO Area	
UPC:	111982	#SMART18 I-64 SS Widen & High-Rise Br Ph 1 DEBT SERVICE				Interstate		Hampton Roads	
Jurisdiction:		Chesapeake							
Description:									
Scope:									
Service Area / Fund	Previous	FY2023	FY2024	FY2025	FY2026	FY2027	FY2028	Total	
Debt Service									
Federal	\$29,262	\$7,717	\$7,716	\$7,715	\$7,717	\$7,715	\$7,716	\$75,557	

ROUTE: 0064		PROJECT NAME				PROGRAM/SYSTEM		MPO Area		
UPC:	115008	I-64 HRBT Expansion Project - Design-Build Contract				Interstate		Hampton Roads		
REPORT NOTE: Balance to be addressed at CN completion										
Street Name:		I64						Start (CY)	Budget	Expenditure
Jurisdiction:		Multi-jurisdictional: Hampton Roads MPO				PE	2017	\$122,000	\$54,391	
Description:		FROM: Settlers Landing Road TO: I-564				RW		\$15,000	\$8,593	
Scope:		Bridge, New Construction				CN	2018	\$3,724,997	\$1,300,529	
						Total		\$3,861,997	\$1,363,512	
Service Area / Fund	Previous	FY2023	FY2024	FY2025	FY2026	FY2027	FY2028	Total		
High Priority Projects										
Federal	\$6,947	\$38,894	\$52,092	\$65,886	\$36,181	\$0	\$0	\$200,000		
State of Good Repair										
Federal	\$5,194	\$3,318	\$16,406	\$17,186	\$18,052	\$17,027	\$0	\$77,184		
State	\$688	\$0	\$0	\$0	\$0	\$0	\$0	\$688		
Legacy CN Formula										
Federal	\$6,882	\$0	\$0	\$0	\$0	\$0	\$0	\$6,882		
State	\$23,774	\$0	\$0	\$0	\$0	\$0	\$0	\$23,774		
Other Funds										
HRTAC	\$2,282,062	\$545,664	\$421,646	\$291,031	\$11,468	\$0	\$0	\$3,551,870		
TOTAL	\$2,325,546	\$587,876	\$490,144	\$374,103	\$65,701	\$17,027	\$0	\$3,860,397		

ROUTE: 0064		PROJECT NAME				PROGRAM/SYSTEM		MPO Area		
UPC:	117402	#SS - HAMPTON ROADS BRIDGE TUNNEL (OLD) INVERT SLAB REPAIRS				Interstate		Hampton Roads		
Street Name:		I-64						Start (CY)	Budget	Expenditure
Jurisdiction:		Multi-jurisdictional: Hampton Roads MPO				PE				
Description:		FROM: HRBT Entrance Portal TO: HRBT Exit Portal				RW				
Scope:		Restoration and Rehabilitation				CN	2021	\$9,050	\$2,446	
						Total		\$9,050	\$2,446	
Service Area / Fund	Previous	FY2023	FY2024	FY2025	FY2026	FY2027	FY2028	Total		
Special Structures										
State	\$2,270	\$3,780	\$3,000	\$0	\$0	\$0	\$0	\$9,050		

ROUTE: 0064		PROJECT NAME				PROGRAM/SYSTEM		MPO Area		
UPC:	117841	HAMPTON ROADS EXPRESS LANES, SEGMENT 4C - PHASE 1 PE				Interstate		Hampton Roads		
Jurisdiction:	Hampton							Start (CY)	Budget	Expenditure
Description:	FROM: 0.139 Mi. East of LaSalle Ave. TO: 0.379 Mi. East of Settlers Landing Rd. (2.4000 MI)					PE	2020	\$15,421	\$5,158	
Scope:	Bridge Replacement w/ Added Capacity					RW				
						CN				
						Total		\$15,421	\$5,158	
Service Area / Fund	Previous	FY2023	FY2024	FY2025	FY2026	FY2027	FY2028	Total		
Other Funds										
HRTAC	\$8,720	\$6,701	\$0	\$0	\$0	\$0	\$0	\$0	\$15,421	

ROUTE: 0064		PROJECT NAME				PROGRAM/SYSTEM		MPO Area		
UPC:	118376	Hampton Roads Express Lanes - Segment 3				Interstate		Hampton Roads		
Jurisdiction:	Multi-jurisdictional: Hampton Roads MPO							Start (CY)	Budget	Expenditure
Description:	FROM: SETTLERS LANDING RD TO: I564 INTERCHANGE (9.7000 MI)					PE	2021	\$1,362	\$0	
Scope:	Reconstruction w/ Added Capacity					RW				
						CN	2025	\$17,428	\$0	
						Total		\$18,789	\$0	
Service Area / Fund	Previous	FY2023	FY2024	FY2025	FY2026	FY2027	FY2028	Total		
Other Funds										
HRTAC	\$1,600	\$7,515	\$8,000	\$1,674	\$0	\$0	\$0	\$0	\$18,789	

ROUTE: 0064		PROJECT NAME				PROGRAM/SYSTEM		MPO Area		
UPC:	119217	#SMART22 I-64 DENBIGH BOULEVARD INTERCHANGE				Interstate		Hampton Roads		
Street Name:	Interstate 64							Start (CY)	Budget	Expenditure
Jurisdiction:	Newport News					PE	2022	\$5,245	\$0	
Description:	FROM: 0.400 Mi. South of Rte 173 (Denbigh Blvd) TO: Rte 173 (Denbigh Blvd) (0.4000 MI)					RW	2026	\$21,191	\$0	
Scope:	Reconstruction w/ Added Capacity					CN	2027	\$47,368	\$0	
						Total		\$73,804	\$0	
Service Area / Fund	Previous	FY2023	FY2024	FY2025	FY2026	FY2027	FY2028	Total		
High Priority Projects										
Federal	\$0	\$0	\$0	\$3,796	\$19,365	\$20,598	\$0	\$0	\$43,760	
State	\$0	\$0	\$0	\$2,833	\$0	\$0	\$0	\$0	\$2,833	
Specialized State and Federal										
State	\$27,211	\$0	\$0	\$0	\$0	\$0	\$0	\$0	\$27,211	
TOTAL	\$27,211	\$0	\$0	\$6,629	\$19,365	\$20,598	\$0	\$0	\$73,804	

ROUTE: 0064	PROJECT NAME				PROGRAM/SYSTEM		MPO Area		
UPC: 119637	HAMPTON ROADS EXPRESS LANES, SEGMENT 1A				Interstate		Hampton Roads		
Street Name: I-64							Start (CY)	Budget	Expenditure
Jurisdiction: Norfolk					PE	2022	\$2,918	\$0	
Description: FROM: 0.15 miles east of Patrol Bridge Road TO: 0.663 miles east of Tidewater Drive					RW	2024	\$500	\$0	
Scope: Reconstruction w/ Added Capacity					CN	2024	\$156,312	\$0	
					Total		\$159,730	\$0	
Service Area / Fund	Previous	FY2023	FY2024	FY2025	FY2026	FY2027	FY2028	Total	
Specialized State and Federal									
Federal	\$56,497	\$0	\$0	\$0	\$0	\$0	\$0	\$56,497	
State	\$36,603	\$0	\$0	\$0	\$0	\$0	\$0	\$36,603	
Maintenance									
State	\$0	\$1,003	\$1,719	\$1,719	\$859	\$0	\$0	\$5,300	
Other Funds									
HRTAC	\$1,702	\$12,297	\$19,157	\$18,782	\$9,391	\$0	\$0	\$61,330	
TOTAL	\$94,802	\$13,300	\$20,876	\$20,501	\$10,251	\$0	\$0	\$159,730	

ROUTE: 0064	PROJECT NAME				PROGRAM/SYSTEM		MPO Area		
UPC: 119638	HAMPTON ROADS EXPRESS LANES, SEGMENT 4C				Interstate		Hampton Roads		
REPORT NOTE: Revised estimate and/or schedule required.									
Street Name: I-64							Start (CY)	Budget	Expenditure
Jurisdiction: Hampton					PE	2022	\$4,579	\$1	
Description: FROM: 0.139 Mi. East of LaSalle Ave. TO: 0.379 Mi. East of Settlers Landing Rd (2.4050 MI)					RW	2022	\$8,000	\$585	
Scope: Bridge Replacement w/ Added Capacity					CN	2022	\$401,755	\$0	
					Total		\$414,334	\$586	
Service Area / Fund	Previous	FY2023	FY2024	FY2025	FY2026	FY2027	FY2028	Total	
Other Funds									
HRTAC	\$9,305	\$117,212	\$118,345	\$113,381	\$56,107	\$0	\$0	\$414,350	

ROUTE: 0064	PROJECT NAME				PROGRAM/SYSTEM		MPO Area		
UPC: 119824	HAMPTON ROADS EXPRESS LANE, SEGMENT 4A-4B				Interstate		Hampton Roads		
Street Name: I-64							Start (CY)	Budget	Expenditure
Jurisdiction: Newport News					PE	2022	\$12,153	\$0	
Description: FROM: 1.200 Mi. West of Denbigh Blvd TO: 0.139 Mi. East of LaSalle Avenue					RW	2022	\$3,019	\$0	
Scope: Reconstruction w/ Added Capacity					CN	2023	\$156,134	\$0	
					Total		\$171,306	\$0	
Service Area / Fund	Previous	FY2023	FY2024	FY2025	FY2026	FY2027	FY2028	Total	
Interstate Corridor Funds									
Federal	\$783	\$0	\$0	\$0	\$0	\$0	\$0	\$783	
State	\$0	\$200	\$525	\$908	\$583	\$0	\$0	\$2,217	
Specialized State and Federal									
Federal	\$0	\$12,000	\$2,000	\$2,500	\$1,500	\$0	\$0	\$18,000	
Other Funds									
HRTAC	\$6,447	\$5,975	\$53,377	\$53,377	\$31,131	\$0	\$0	\$150,306	
TOTAL	\$7,230	\$18,175	\$55,902	\$56,785	\$33,214	\$0	\$0	\$171,306	

ROUTE:	0064	PROJECT NAME	PROGRAM/SYSTEM				MPO Area		
UPC:	120307	#SS - HAMPTON ROADS BRIDGE TUNNEL (OLD) VENTILATION FAN	Interstate				Hampton Roads		
Jurisdiction:	Hampton						Start (CY)	Budget	Expenditure
Description:	FROM: HRBT North Island TO: HRBT South Island						PE		
Scope:	Safety						RW		
						CN	2021	\$2,800	\$881
						Total		\$2,800	\$881
Service Area / Fund	Previous	FY2023	FY2024	FY2025	FY2026	FY2027	FY2028	Total	
Special Structures									
State	\$1,400	\$1,400	\$0	\$0	\$0	\$0	\$0	\$2,800	

ROUTE:	0064	PROJECT NAME	PROGRAM/SYSTEM				MPO Area		
UPC:	120317	#I64CIP I-64 BOTH - ROUTE 972 (TIDEWATER TO NNSB VIA HRBT)	Transit				Hampton Roads		
Jurisdiction:	Multi-jurisdictional: Hampton Roads MPO								
Description:	FROM: Various TO: Various								
Scope:	Transit								
Service Area / Fund	Previous	FY2023	FY2024	FY2025	FY2026	FY2027	FY2028	Total	
Interstate Corridor Funds									
State	\$599	\$150	\$150	\$0	\$0	\$0	\$0	\$899	

ROUTE:	0064	PROJECT NAME	PROGRAM/SYSTEM				MPO Area		
UPC:	120318	#I64CIP I-64 BOTH-NEWPORT NEWS 106(NN,WARWICK BLVD DENBIGH)	Transit				Hampton Roads		
Jurisdiction:	Newport News								
Description:	FROM: Various TO: Various								
Scope:	Transit								
Service Area / Fund	Previous	FY2023	FY2024	FY2025	FY2026	FY2027	FY2028	Total	
Interstate Corridor Funds									
State	\$2,689	\$672	\$672	\$0	\$0	\$0	\$0	\$4,034	

ROUTE:	0064	PROJECT NAME	PROGRAM/SYSTEM				MPO Area		
UPC:	120319	#I64CIP I-64 BOTH NWPRT NWS RTE 107 NWPRT NWS/WWCK BLVD/DNB	Transit				Hampton Roads		
Jurisdiction:	Newport News								
Description:	FROM: Various TO: Various								
Scope:	Transit								
Service Area / Fund	Previous	FY2023	FY2024	FY2025	FY2026	FY2027	FY2028	Total	
Interstate Corridor Funds									
State	\$2,341	\$585	\$585	\$0	\$0	\$0	\$0	\$3,511	

ROUTE: 0064	PROJECT NAME				PROGRAM/SYSTEM		MPO Area		
UPC: 120375	#I64CIP I-64 Both - EXIT 291/ I-464 INTERCHANGE				Interstate		Hampton Roads		
Street Name:	Hampton Roads Beltway						Start (CY)	Budget	Expenditure
Jurisdiction:	Chesapeake				PE	2022	\$8,500	\$0	
Description:	FROM: MP 291 TO: MP 292.62 (1.6200 MI)				RW	2025	\$14,560	\$0	
Scope:	Other				CN	2026	\$116,940	\$0	
					Total		\$140,000	\$0	
Service Area / Fund	Previous	FY2023	FY2024	FY2025	FY2026	FY2027	FY2028	Total	
Interstate Corridor Funds									
Federal	\$2,763	\$9,438	\$19,824	\$21,383	\$22,687	\$23,740	\$0	\$99,835	
State	\$32,237	\$7,929	\$0	\$0	\$0	\$0	\$0	\$40,165	
TOTAL	\$34,999	\$17,366	\$19,824	\$21,383	\$22,687	\$23,740	\$0	\$140,000	

ROUTE: 0064	PROJECT NAME				PROGRAM/SYSTEM		MPO Area		
UPC: 120429	#SS - HAMPTON ROADS BRIDGE TUNNEL (OLD) OH STUDY				Interstate		Hampton Roads		
Street Name:	I-64						Start (CY)	Budget	Expenditure
Jurisdiction:	Hampton				PE	2021	\$1,952	\$163	
Description:	FROM: 64/564 Interchange TO: 64 and Mallory St. (8.5400 MI)				RW				
Scope:	Traffic Management/Engineering				CN				
					Total		\$1,952	\$163	
Service Area / Fund	Previous	FY2023	FY2024	FY2025	FY2026	FY2027	FY2028	Total	
Special Structures									
State	\$700	\$1,252	\$0	\$0	\$0	\$0	\$0	\$1,952	

ROUTE: 0064	PROJECT NAME				PROGRAM/SYSTEM		MPO Area		
UPC: 120674	#SS - HIGH RISE MOVABLE BRIDGE GENERATOR REPLACEMENT				Interstate		Hampton Roads		
Street Name:	i-64						Start (CY)	Budget	Expenditure
Jurisdiction:	Chesapeake				PE	2022	\$110	\$35	
Description:	FROM: Bainbridge Blvd TO: Marsh Pointe Est. (1.6560 MI)				RW				
Scope:	Restoration and Rehabilitation				CN	2022	\$3,000	\$0	
					Total		\$3,110	\$35	
Service Area / Fund	Previous	FY2023	FY2024	FY2025	FY2026	FY2027	FY2028	Total	
Special Structures									
State	\$110	\$3,000	\$0	\$0	\$0	\$0	\$0	\$3,110	

ROUTE: 0064	PROJECT NAME				PROGRAM/SYSTEM		MPO Area		
UPC: 120675	#SS - HIGH RISE GRID DECK REPLACEMENT & BASCULE REPAIRS				Interstate		Hampton Roads		
Street Name:	I-64						Start (CY)	Budget	Expenditure
Jurisdiction:	Chesapeake				PE	2022	\$300	\$166	
Description:	FROM: Bainbridge Blvd. TO: Marsh Pointe Est. (1.6560 MI)				RW				
Scope:	Bridge Rehab w/o Added Capacity				CN	2022	\$9,200	\$0	
					Total		\$9,500	\$166	
Service Area / Fund	Previous	FY2023	FY2024	FY2025	FY2026	FY2027	FY2028	Total	
Special Structures									
State	\$300	\$6,000	\$3,200	\$0	\$0	\$0	\$0	\$9,500	

ROUTE: 0064	PROJECT NAME					PROGRAM/SYSTEM	MPO Area		
UPC: 120731	#SS-WILLOUGHBY BAY BRIDGE- HRBT EXP - BR REPAIR WORK OPTION					Interstate	Hampton Roads		
Street Name: I-64							Start (CY)	Budget	Expenditure
Jurisdiction: Norfolk							PE		
Description: FROM: 0.48mi from 4th View St TO: 0.57 mi to Hampton City line							RW		
Scope: Bridge Rehab w/o Added Capacity							CN 2022	\$39,637	\$685
							Total	\$39,637	\$685
Service Area / Fund	Previous	FY2023	FY2024	FY2025	FY2026	FY2027	FY2028	Total	
Special Structures									
State	\$2,000	\$1,150	\$2,455	\$12,741	\$21,291	\$0	\$0	\$39,637	

ROUTE: 0064	PROJECT NAME					PROGRAM/SYSTEM	MPO Area		
UPC: 120863	HAMPTON ROADS EXPRESS LANES, SEGMENT 1B					Interstate	Hampton Roads		
Street Name: I-64							Start (CY)	Budget	Expenditure
Jurisdiction: Norfolk							PE 2022	\$10,060	\$0
Description: FROM: 0.661 miles East of Tidewater Drive TO: 1.04 miles East of I-264							RW 2025	\$2,865	\$0
Scope: Reconstruction w/ Added Capacity							CN 2026	\$257,335	\$0
							Total	\$270,260	\$0
Service Area / Fund	Previous	FY2023	FY2024	FY2025	FY2026	FY2027	FY2028	Total	
Interstate Corridor Funds									
Federal	\$3,933	\$1,600	\$600	\$4,688	\$3,817	\$1,287	\$0	\$15,924	
State	\$1,000	\$667	\$1,616	\$907	\$1,287	\$0	\$0	\$5,476	
Specialized State and Federal									
Federal	\$0	\$10,067	\$19,933	\$5,000	\$5,000	\$0	\$0	\$40,000	
Other Funds									
HRTAC	\$1,787	\$3,063	\$52,853	\$62,670	\$62,462	\$26,026	\$0	\$208,860	
TOTAL	\$6,720	\$15,397	\$75,002	\$73,264	\$72,565	\$27,312	\$0	\$270,260	

ROUTE: 0095	PROJECT NAME (NEW)					PROGRAM/SYSTEM	MPO Area		
UPC: 120978	#SGR23VP 2023 I-95SB PLANT MIX					Interstate	NonMPO		
Street Name: I-95 SOUTHBOUND							Start (CY)	Budget	Expenditure
Jurisdiction: Sussex County							PE		
Description: FROM: 0.84 mi. N of Rte. 646, Kientz Rd. TO: Pr. George County Line (12.6100 MI)							RW		
Scope: Resurfacing							CN 2023	\$3,092	\$0
							Total	\$3,092	\$0
Service Area / Fund	Previous	FY2023	FY2024	FY2025	FY2026	FY2027	FY2028	Total	
State of Good Repair									
Federal	\$0	\$3,000	\$0	\$0	\$0	\$0	\$0	\$3,000	
State	\$0	\$92	\$0	\$0	\$0	\$0	\$0	\$92	
TOTAL	\$0	\$3,092	\$0	\$0	\$0	\$0	\$0	\$3,092	

ROUTE: 0105		PROJECT NAME				PROGRAM/SYSTEM		MPO Area	
UPC:	105624	#SGR18LB - Ft Eustis Boulevard BR Replacemt over NN Reservoir				Urban		Hampton Roads	
Street Name:	Fort Eustis Boulevard					Start (CY)	Budget	Expenditure	
Jurisdiction:	Newport News					PE	2015	\$2,093	\$520
Description:	FROM: Warwick Boulevard TO: 800 feet east of the Lee Hall Reservoir (0.1500 MI)					RW			
Scope:	Bridge Replacement w/o Added Capacity					CN	2020	\$21,907	\$4,496
						Total		\$24,000	\$5,016
Service Area / Fund	Previous	FY2023	FY2024	FY2025	FY2026	FY2027	FY2028	Total	
State of Good Repair									
State	\$5,022	\$0	\$0	\$0	\$0	\$0	\$0	\$5,022	
Specialized State and Federal									
Local	\$1	\$0	\$0	\$0	\$0	\$0	\$0	\$1	
Legacy CN Formula									
State	\$2,528	\$0	\$0	\$0	\$0	\$0	\$0	\$2,528	
Revenue Sharing									
State	\$1,240	\$2,910	\$0	\$0	\$0	\$0	\$0	\$4,150	
Local	\$1,240	\$2,910	\$0	\$0	\$0	\$0	\$0	\$4,150	
Other Funds									
Other	\$8,149	\$0	\$0	\$0	\$0	\$0	\$0	\$8,149	
TOTAL	\$18,180	\$5,820	\$0	\$0	\$0	\$0	\$0	\$24,000	

ROUTE: 0134		PROJECT NAME				PROGRAM/SYSTEM		MPO Area	
UPC:	117115	Grant Street New Roadway				Urban		Hampton Roads	
Street Name:	Grant Street					Start (CY)	Budget	Expenditure	
Jurisdiction:	Hampton					PE	2021	\$614	\$1
Description:	FROM: Grant Circle TO: Armistead Avenue (0.2700 MI)					RW	2023	\$1,129	\$0
Scope:	New Construction Roadway					CN	2024	\$4,650	\$0
						Total		\$6,393	\$1
Service Area / Fund	Previous	FY2023	FY2024	FY2025	FY2026	FY2027	FY2028	Total	
Revenue Sharing									
State	\$383	\$750	\$1,748	\$0	\$0	\$0	\$0	\$2,881	
Local	\$383	\$750	\$1,748	\$0	\$0	\$0	\$0	\$2,881	
Other Funds									
Other	\$631	\$0	\$0	\$0	\$0	\$0	\$0	\$631	
TOTAL	\$1,397	\$1,500	\$3,496	\$0	\$0	\$0	\$0	\$6,393	

ROUTE: 0135		PROJECT NAME				PROGRAM/SYSTEM		MPO Area	
UPC:	119274	#SMART22 COLLEGE DRIVE BUS PULLOUT				Other		Hampton Roads	
Jurisdiction:	Suffolk					Start (CY)	Budget	Expenditure	
Description:	FROM: University Boulevard TO: 0.04 M north of University Boulevard (0.0400 MI)					PE	2025	\$165	\$0
Scope:	Transit					RW	2027	\$35	\$0
						CN	2028	\$672	\$0
						Total		\$872	\$0
Service Area / Fund	Previous	FY2023	FY2024	FY2025	FY2026	FY2027	FY2028	Total	
High Priority Projects									
State	\$0	\$0	\$0	\$0	\$400	\$472	\$0	\$872	

ROUTE: 0143		PROJECT NAME				PROGRAM/SYSTEM		MPO Area	
UPC:	111035	Jefferson Avenue@ Pavilion Place New Traffic Signal				Urban		Hampton Roads	
REPORT NOTE: Balance to be addressed at RW authorization									
Street Name:	Jefferson Avenue					Start (CY)	Budget	Expenditure	
Jurisdiction:	Newport News					PE	2019	\$75	\$74
Description:	FROM: Jefferson Ave @ Pavilion Place TO: Jefferson Ave @ Pavilion Place					RW	2022	\$130	\$0
Scope:	Traffic Management/Engineering					CN	2022	\$440	\$0
						Total		\$645	\$74
Service Area / Fund	Previous	FY2023	FY2024	FY2025	FY2026	FY2027	FY2028	Total	
VA Safety Funds									
Federal	\$127	\$420	\$0	\$0	\$0	\$0	\$0	\$0	\$547
Specialized State and Federal									
Federal	\$75	\$0	\$0	\$0	\$0	\$0	\$0	\$0	\$75
TOTAL	\$202	\$420	\$0	\$0	\$0	\$0	\$0	\$0	\$622

ROUTE: 0143		PROJECT NAME				PROGRAM/SYSTEM		MPO Area	
UPC:	113849	Jefferson Avenue Sidewalk				Urban		Hampton Roads	
Street Name:	Jefferson Avenue					Start (CY)	Budget	Expenditure	
Jurisdiction:	Newport News					PE	2021	\$75	\$1
Description:	FROM: Shields Road TO: Sea Pine Lane					RW	2023	\$100	\$0
Scope:	Facilities for Pedestrians and Bicycles					CN	2024	\$835	\$0
						Total		\$1,010	\$1
Service Area / Fund	Previous	FY2023	FY2024	FY2025	FY2026	FY2027	FY2028	Total	
VA Safety Funds									
Federal	\$75	\$100	\$585	\$251	\$0	\$0	\$0	\$0	\$1,010

ROUTE: 0143		PROJECT NAME				PROGRAM/SYSTEM		MPO Area	
UPC:	115241	#SMART20 Jefferson Ave & Oyster Point Rd Intersection Imprv.				Urban		Hampton Roads	
Street Name:	Jefferson Ave & Oyster Point Rd.					Start (CY)	Budget	Expenditure	
Jurisdiction:	Newport News					PE	2023	\$450	\$0
Description:	FROM: Jefferson Avenue TO: Oyster Point					RW	2025	\$5,358	\$0
Scope:	Safety					CN	2026	\$5,048	\$0
						Total		\$10,857	\$0
Service Area / Fund	Previous	FY2023	FY2024	FY2025	FY2026	FY2027	FY2028	Total	
High Priority Projects									
Federal	\$0	\$0	\$0	\$0	\$0	\$2,407	\$0	\$2,407	
State	\$450	\$0	\$2,000	\$3,000	\$3,000	\$0	\$0	\$8,450	
TOTAL	\$450	\$0	\$2,000	\$3,000	\$3,000	\$2,407	\$0	\$10,857	

ROUTE: 0143		PROJECT NAME				PROGRAM/SYSTEM		MPO Area	
UPC:	117132	Jefferson Avenue Sidewalk-Green Grove to Industrial Park				Urban		Hampton Roads	
Street Name:	Jefferson Avenue					Start (CY)	Budget	Expenditure	
Jurisdiction:	Newport News					PE	2021	\$1,170	\$0
Description:	FROM: Green Grove Lane TO: Industrial Park Drive					RW	2023	\$1,050	\$0
Scope:	Facilities for Pedestrians and Bicycles					CN	2024	\$6,280	\$0
						Total		\$8,500	\$0
Service Area / Fund	Previous	FY2023	FY2024	FY2025	FY2026	FY2027	FY2028	Total	
Revenue Sharing									
State	\$181	\$207	\$400	\$1,461	\$2,000	\$0	\$0	\$4,250	
Local	\$181	\$207	\$400	\$1,461	\$2,000	\$0	\$0	\$4,250	
TOTAL	\$362	\$415	\$800	\$2,923	\$4,000	\$0	\$0	\$8,500	

ROUTE: 0143	PROJECT NAME				PROGRAM/SYSTEM		MPO Area		
UPC: 117135	Traffic Signal-Jefferson Avenue and Wilcox Lane				Urban		Hampton Roads		
Street Name:	Jefferson Avenue						Start (CY)	Budget	Expenditure
Jurisdiction:	Newport News				PE	2021	\$54	\$0	
Description:	FROM: Jefferson Avenue TO: Wilcox Lane				RW	2023	\$100	\$0	
Scope:	Other				CN	2024	\$346	\$0	
					Total		\$500	\$0	
Service Area / Fund	Previous	FY2023	FY2024	FY2025	FY2026	FY2027	FY2028	Total	
Revenue Sharing									
State	\$27	\$40	\$130	\$53	\$0	\$0	\$0	\$250	
Local	\$27	\$40	\$130	\$53	\$0	\$0	\$0	\$250	
TOTAL	\$54	\$80	\$260	\$106	\$0	\$0	\$0	\$500	

ROUTE: 0165	PROJECT NAME				PROGRAM/SYSTEM		MPO Area	
UPC: 110385	RTE 165 - 6 & 8 LANES DEBT SERVICE GARVEE DEBT SERVICE				Urban		Hampton Roads	
Jurisdiction:	Norfolk							
Description:								
Scope:								
Service Area / Fund	Previous	FY2023	FY2024	FY2025	FY2026	FY2027	FY2028	Total
Debt Service								
Federal	\$19,211	\$4,068	\$4,068	\$4,067	\$4,068	\$4,068	\$4,067	\$43,616

ROUTE: 0165	PROJECT NAME				PROGRAM/SYSTEM		MPO Area	
UPC: 110387	ROBIN HOOD RD & MILITARY HWY PHASE 1 GARVEE DEBT SERVICE				Urban		Hampton Roads	
Jurisdiction:	Norfolk							
Description:								
Scope:								
Service Area / Fund	Previous	FY2023	FY2024	FY2025	FY2026	FY2027	FY2028	Total
Debt Service								
Federal	\$1,826	\$341	\$341	\$341	\$341	\$341	\$341	\$3,873

ROUTE: 0165	PROJECT NAME				PROGRAM/SYSTEM		MPO Area		
UPC: 113751	Lake Taylor Sidewalk Improvements				Urban		Hampton Roads		
Street Name:	Kempsville Road						Start (CY)	Budget	Expenditure
Jurisdiction:	Norfolk				PE	2021	\$149	\$0	
Description:	FROM: Titans Way TO: Titan Way				RW				
Scope:	Facilities for Pedestrians and Bicycles				CN	2023	\$461	\$0	
					Total		\$610	\$0	
Service Area / Fund	Previous	FY2023	FY2024	FY2025	FY2026	FY2027	FY2028	Total	
VA Safety Funds									
Federal	\$97	\$167	\$242	\$104	\$0	\$0	\$0	\$610	

ROUTE: 0165	PROJECT NAME (NEW)				PROGRAM/SYSTEM		MPO Area		
UPC: 120907	EAST LITTLE CREEK ROAD & VAN PATTEN ROAD				Urban		Hampton Roads		
Jurisdiction: Norfolk							Start (CY)	Budget	Expenditure
Description: FROM: 20' west of Van Patten Road TO: 30' east of Van Patten Road					PE	2027	\$253	\$0	
Scope: Traffic Management/Engineering					RW	2029	\$7	\$0	
					CN	2030	\$817	\$0	
					Total		\$1,077	\$0	
Service Area / Fund	Previous	FY2023	FY2024	FY2025	FY2026	FY2027	FY2028	Total	
Revenue Sharing									
State	\$0	\$0	\$0	\$126	\$300	\$0	\$0	\$426	
Local	\$0	\$0	\$0	\$126	\$300	\$0	\$0	\$426	
TOTAL	\$0	\$0	\$0	\$252	\$600	\$0	\$0	\$852	

ROUTE: 0166	PROJECT NAME				PROGRAM/SYSTEM		MPO Area		
UPC: 111019	#SMART18 - Brambleton Ave/Park Ave Intersection Improvements				Urban		Hampton Roads		
Street Name: Park Avenue							Start (CY)	Budget	Expenditure
Jurisdiction: Norfolk					PE	2021	\$93	\$0	
Description: FROM: Park Avenue TO: Brambleton Avenue (0.0500 MI)					RW	2023	\$67	\$0	
Scope: Reconstruction w/ Added Capacity					CN	2024	\$434	\$0	
					Total		\$594	\$0	
Service Area / Fund	Previous	FY2023	FY2024	FY2025	FY2026	FY2027	FY2028	Total	
District Grant Program									
State	\$160	\$434	\$0	\$0	\$0	\$0	\$0	\$594	

ROUTE: 0166	PROJECT NAME				PROGRAM/SYSTEM		MPO Area		
UPC: 118373	#SGR21LB Rt 166 over NS Railway-Bridge Repl-FED ID 21881				Urban		Hampton Roads		
Street Name: Bainbridge Blvd							Start (CY)	Budget	Expenditure
Jurisdiction: Chesapeake					PE	2022	\$2,776	\$0	
Description: FROM: Bainbridge Blvd. TO: Bainbridge Blvd. (0.0600 MI)					RW	2026	\$350	\$0	
Scope: Bridge Replacement w/o Added Capacity					CN	2027	\$17,447	\$0	
					Total		\$20,573	\$0	
Service Area / Fund	Previous	FY2023	FY2024	FY2025	FY2026	FY2027	FY2028	Total	
State of Good Repair									
Federal	\$0	\$3,000	\$7,000	\$6,579	\$0	\$0	\$0	\$16,579	
State	\$500	\$0	\$73	\$3,421	\$0	\$0	\$0	\$3,994	
TOTAL	\$500	\$3,000	\$7,073	\$10,000	\$0	\$0	\$0	\$20,573	

ROUTE: 0166	PROJECT NAME (NEW)				PROGRAM/SYSTEM		MPO Area		
UPC: 120916	E. PRINCESS ANN RD & BALLENTINE BLVD INT IMPROVEMENT				Urban		Hampton Roads		
Jurisdiction: Norfolk							Start (CY)	Budget	Expenditure
Description: FROM: 75' west of Ballentine Blvd. TO: 75' east of Ballentine Blvd.					PE	2027	\$617	\$0	
Scope: Facilities for Pedestrians and Bicycles					RW	2029	\$18	\$0	
					CN	2030	\$1,477	\$0	
					Total		\$2,112	\$0	
Service Area / Fund	Previous	FY2023	FY2024	FY2025	FY2026	FY2027	FY2028	Total	
Revenue Sharing									
State	\$0	\$0	\$0	\$400	\$435	\$0	\$0	\$835	
Local	\$0	\$0	\$0	\$400	\$435	\$0	\$0	\$835	
TOTAL	\$0	\$0	\$0	\$800	\$871	\$0	\$0	\$1,671	

ROUTE: 0166	PROJECT NAME (NEW)					PROGRAM/SYSTEM	MPO Area			
UPC: 121123	#SGR23LP CITY OF NORFOLK 918 E PRINCESS ANNE RD					Urban	Hampton Roads			
Street Name:	E Princess Anne Rd						Start (CY)	Budget	Expenditure	
Jurisdiction:	Norfolk						PE	2022	\$45	\$0
Description:	FROM: 8.918 TO: 9.992 (1.0740 MI)						RW			
Scope:	Resurfacing						CN	2024	\$229	\$0
							Total		\$274	\$0
Service Area / Fund	Previous	FY2023	FY2024	FY2025	FY2026	FY2027	FY2028	Total		
State of Good Repair										
State	\$0	\$274	\$0	\$0	\$0	\$0	\$0	\$0	\$274	

ROUTE: 0167	PROJECT NAME (NEW)					PROGRAM/SYSTEM	MPO Area			
UPC: 120903	16TH ST RECONSTRUCTION - PHASE II					Urban	Hampton Roads			
Jurisdiction:	Newport News						Start (CY)	Budget	Expenditure	
Description:	FROM: Marshall Ave TO: Walnut Ave						PE	2026	\$488	\$0
Scope:	Reconstruction w/o Added Capacity						RW	2028	\$406	\$0
							CN	2029	\$3,649	\$0
							Total		\$4,543	\$0
Service Area / Fund	Previous	FY2023	FY2024	FY2025	FY2026	FY2027	FY2028	Total		
Revenue Sharing										
State	\$0	\$0	\$0	\$800	\$1,086	\$0	\$0	\$1,886		
Local	\$0	\$0	\$0	\$800	\$1,086	\$0	\$0	\$1,886		
TOTAL	\$0	\$0	\$0	\$1,600	\$2,172	\$0	\$0	\$3,772		

ROUTE: 0168	PROJECT NAME					PROGRAM/SYSTEM	MPO Area			
UPC: 111017	#SMART18 - Brambleton Ave/ Tidewater Dr. Intersection Imprv.					Urban	Hampton Roads			
Street Name:	Tidewater Drive						Start (CY)	Budget	Expenditure	
Jurisdiction:	Norfolk						PE	2021	\$113	\$0
Description:	FROM: Olney Road TO: Brambleton Avenue (0.0800 MI)						RW			
Scope:	Reconstruction w/ Added Capacity						CN	2024	\$533	\$0
							Total		\$646	\$0
Service Area / Fund	Previous	FY2023	FY2024	FY2025	FY2026	FY2027	FY2028	Total		
District Grant Program										
Federal	\$113	\$533	\$0	\$0	\$0	\$0	\$0	\$646		

ROUTE: 0168	PROJECT NAME					PROGRAM/SYSTEM	MPO Area			
UPC: 113886	Tidewater Drive and Easy Street Safety Improvements					Primary	Hampton Roads			
Street Name:	Tidewater Drive						Start (CY)	Budget	Expenditure	
Jurisdiction:	Norfolk						PE	2023	\$129	\$0
Description:	FROM: Guy Avenue TO: I-64 (0.2730 MI)						RW			
Scope:	Facilities for Pedestrians and Bicycles						CN	2025	\$529	\$0
							Total		\$658	\$0
Service Area / Fund	Previous	FY2023	FY2024	FY2025	FY2026	FY2027	FY2028	Total		
VA Safety Funds										
Federal	\$0	\$0	\$129	\$529	\$0	\$0	\$0	\$658		

ROUTE: 0168	PROJECT NAME				PROGRAM/SYSTEM		MPO Area		
UPC: 115526	#SMART20 Mt Pleasant Rd/Great Bridge BYP Interchange Imprvmt				Urban		Hampton Roads		
Street Name:	Mt Pleasant Rd/Great Bridge Bypass						Start (CY)	Budget	Expenditure
Jurisdiction:	Chesapeake				PE		2023	\$617	\$0
Description:	FROM: Mt Pleasant Road TO: Chesapeake Expressway (Rte 168)				RW				
Scope:	Reconstruction w/o Added Capacity				CN		2025	\$5,384	\$0
					Total			\$6,001	\$0
Service Area / Fund	Previous	FY2023	FY2024	FY2025	FY2026	FY2027	FY2028	Total	
District Grant Program									
Federal	\$0	\$0	\$617	\$5,347	\$0	\$0	\$0	\$5,964	
Other Funds									
Other	\$37	\$0	\$0	\$0	\$0	\$0	\$0	\$37	
TOTAL	\$37	\$0	\$617	\$5,347	\$0	\$0	\$0	\$6,001	

ROUTE: 0168	PROJECT NAME				PROGRAM/SYSTEM		MPO Area		
UPC: 119209	#SMART22 BATTLEFIELD BLVD & JOHNSON RD INTERSECTION IMPROV				Urban		Hampton Roads		
REPORT NOTE: Balance to be provided by applicant									
Street Name:	Johnstown Rd/Mt. Pleasant Rd						Start (CY)	Budget	Expenditure
Jurisdiction:	Chesapeake				PE		2026	\$663	\$0
Description:	FROM: Battlefield Blvd. TO: Mt. Pleasant Rd. (0.1000 MI)				RW		2028	\$806	\$0
Scope:	Reconstruction w/ Added Capacity				CN		2029	\$1,778	\$0
					Total			\$3,248	\$0
Service Area / Fund	Previous	FY2023	FY2024	FY2025	FY2026	FY2027	FY2028	Total	
District Grant Program									
State	\$0	\$0	\$0	\$0	\$1,000	\$1,198	\$0	\$2,198	

ROUTE: 0168	PROJECT NAME				PROGRAM/SYSTEM		MPO Area		
UPC: 119232	#SMART22 BATTLEFIELD BLVD CONTINUOUS RTL VOLVO TO WALMART WY				Urban		Hampton Roads		
Street Name:	Battlefield Blvd NB						Start (CY)	Budget	Expenditure
Jurisdiction:	Chesapeake				PE		2025	\$328	\$0
Description:	FROM: Coastal Way TO: 270' North of Coastal Way (0.2700 MI)				RW		2027	\$1,727	\$0
Scope:	Reconstruction w/ Added Capacity				CN		2028	\$781	\$0
					Total			\$2,836	\$0
Service Area / Fund	Previous	FY2023	FY2024	FY2025	FY2026	FY2027	FY2028	Total	
District Grant Program									
State	\$0	\$0	\$0	\$0	\$1,400	\$1,436	\$0	\$2,836	

ROUTE: 0168	PROJECT NAME				PROGRAM/SYSTEM		MPO Area		
UPC: 119267	N BATTLEFIELD BLVD/BYRON STREET TRAFFIC SIGNAL				Urban		Hampton Roads		
Street Name:	N Battlefield/Byron Street						Start (CY)	Budget	Expenditure
Jurisdiction:	Chesapeake				PE		2027	\$150	\$0
Description:	FROM: Byron Street/ Thrasher Road Int. TO: Battlefield Blvd/ Volvo Parkway (0.0200 MI)				RW		2030	\$100	\$0
Scope:	Traffic Management/Engineering				CN		2030	\$425	\$0
					Total			\$675	\$0
Service Area / Fund	Previous	FY2023	FY2024	FY2025	FY2026	FY2027	FY2028	Total	
Specialized State and Federal									
MPO CMAQ	\$0	\$0	\$0	\$0	\$0	\$150	\$525	\$675	

ROUTE: 0168	PROJECT NAME		PROGRAM/SYSTEM				MPO Area	
UPC: 119270	BATTLEFIELD BLVD AND JOHNSTOWN RD INTERSECTION IMPROVEMENTS		Urban				Hampton Roads	
Street Name:	Battlefield Blvd/Johnstown Rd		Start (CY)		Budget	Expenditure		
Jurisdiction:	Chesapeake		PE	2027	\$555	\$0		
Description:	FROM: Battlefield Blvd/Johnstown Rd TO: Battlefield Blvd/Johnstown Rd (0.0100 MI)		RW	2029	\$741	\$0		
Scope:	Transit		CN	2030	\$1,377	\$0		
			Total		\$2,673	\$0		
Service Area / Fund	Previous	FY2023	FY2024	FY2025	FY2026	FY2027	FY2028	Total
Specialized State and Federal								
MPO CMAQ	\$0	\$0	\$0	\$0	\$0	\$556	\$741	\$1,297

ROUTE: 0168	PROJECT NAME (NEW)		PROGRAM/SYSTEM				MPO Area	
UPC: 120912	TIDEWATER DRIVE IMPROVEMENTS AT LAKEWOOD		Urban				Hampton Roads	
Jurisdiction:	Norfolk		Start (CY)		Budget	Expenditure		
Description:	FROM: 5623 Tidewater Drive TO: 5656 Tidewater Drive		PE	2027	\$440	\$0		
Scope:	Facilities for Pedestrians and Bicycles		RW	2029	\$18	\$0		
			CN	2030	\$1,407	\$0		
			Total		\$1,865	\$0		
Service Area / Fund	Previous	FY2023	FY2024	FY2025	FY2026	FY2027	FY2028	Total
Revenue Sharing								
State	\$222	\$0	\$0	\$209	\$376	\$0	\$0	\$806
Local	\$222	\$0	\$0	\$209	\$376	\$0	\$0	\$806
TOTAL	\$443	\$0	\$0	\$417	\$751	\$0	\$0	\$1,611

ROUTE: 0168	PROJECT NAME (NEW)		PROGRAM/SYSTEM				MPO Area	
UPC: 120915	ROLAND PARK OVRPASS SIDEWALK		Urban				Hampton Roads	
Jurisdiction:	Norfolk		Start (CY)		Budget	Expenditure		
Description:	FROM: 6555 Tidewater Drive TO: 6300 Tidewater Drive		PE	2027	\$944	\$0		
Scope:	Facilities for Pedestrians and Bicycles		RW	2029	\$155	\$0		
			CN	2030	\$2,304	\$0		
			Total		\$3,402	\$0		
Service Area / Fund	Previous	FY2023	FY2024	FY2025	FY2026	FY2027	FY2028	Total
Revenue Sharing								
State	\$0	\$0	\$0	\$500	\$846	\$0	\$0	\$1,346
Local	\$0	\$0	\$0	\$500	\$846	\$0	\$0	\$1,346
TOTAL	\$0	\$0	\$0	\$1,000	\$1,692	\$0	\$0	\$2,692

ROUTE: 0170	PROJECT NAME (NEW)		PROGRAM/SYSTEM				MPO Area	
UPC: 120905	EAST LITTLE CREEK ROAD & RANSOM ROAD SIGNAL IMPROVEMENTS		Enhancement				Hampton Roads	
Jurisdiction:	Norfolk		Start (CY)		Budget	Expenditure		
Description:	FROM: 50' west of Ransom Road TO: 50' east of Shopping Center Driveway		PE	2027	\$380	\$0		
Scope:	Traffic Management/Engineering		RW	2029	\$25	\$0		
			CN	2030	\$1,252	\$0		
			Total		\$1,658	\$0		
Service Area / Fund	Previous	FY2023	FY2024	FY2025	FY2026	FY2027	FY2028	Total
Revenue Sharing								
State	\$0	\$0	\$0	\$300	\$356	\$0	\$0	\$656
Local	\$0	\$0	\$0	\$300	\$356	\$0	\$0	\$656
TOTAL	\$0	\$0	\$0	\$600	\$712	\$0	\$0	\$1,312

ROUTE: 0171	PROJECT NAME				PROGRAM/SYSTEM		MPO Area		
UPC: 111791	#SMART18 - Route 171 Widening between Route 17 and Route 134				Primary		Hampton Roads		
REPORT NOTE: Balance to be addressed at RW authorization									
Street Name:	Victory Boulevard						Start (CY)	Budget	Expenditure
Jurisdiction:	York County				PE		2019	\$842	\$389
Description:	FROM: 0.009 Miles East of Route 17 (George Washington Hwy) TO: 0.016 Miles West of Route 134 (Hampton Hwy) (0.3400 MI)				RW		2023	\$483	\$0
Scope:	Reconstruction w/ Added Capacity				CN		2024	\$2,644	\$0
					Total			\$3,968	\$389
Service Area / Fund	Previous	FY2023	FY2024	FY2025	FY2026	FY2027	FY2028	Total	
District Grant Program									
Federal	\$0	\$1,921	\$0	\$0	\$0	\$0	\$0	\$1,921	
State	\$1,065	\$1,603	\$0	\$0	\$0	\$0	\$0	\$2,668	
TOTAL	\$1,065	\$3,524	\$0	\$0	\$0	\$0	\$0	\$4,588	

ROUTE: 0171	PROJECT NAME				PROGRAM/SYSTEM		MPO Area		
UPC: 113633	Route 171 (Victory Blvd.) Right Turn Lane Extension				Primary		Hampton Roads		
Street Name:	Victory Boulevard						Start (CY)	Budget	Expenditure
Jurisdiction:	York County				PE		2022	\$70	\$0
Description:	FROM: 0.04 Miles W. Int. with Kiln Creek Parkway TO: 0.18 Miles W. of Int. with Kiln Creek Parkway (0.1400 MI)				RW				
Scope:	Safety				CN		2024	\$385	\$0
					Total			\$455	\$0
Service Area / Fund	Previous	FY2023	FY2024	FY2025	FY2026	FY2027	FY2028	Total	
VA Safety Funds									
Federal	\$0	\$68	\$0	\$387	\$0	\$0	\$0	\$455	

ROUTE: 0171	PROJECT NAME				PROGRAM/SYSTEM		MPO Area		
UPC: 115509	#SMART20 Route 171 capacity enhancements BTW Rts. 134 & 1740				Primary		Hampton Roads		
REPORT NOTE: Balance to be provided by applicant.									
Jurisdiction:	York County						Start (CY)	Budget	Expenditure
Description:	FROM: Route 134 TO: Route 1740 (1.2500 MI)				PE		2022	\$650	\$0
Scope:	Safety				RW		2026	\$242	\$0
					CN		2027	\$2,738	\$0
					Total			\$3,630	\$0
Service Area / Fund	Previous	FY2023	FY2024	FY2025	FY2026	FY2027	FY2028	Total	
District Grant Program									
Federal	\$0	\$0	\$0	\$1,000	\$0	\$0	\$0	\$1,000	
State	\$400	\$500	\$520	\$0	\$0	\$0	\$0	\$1,420	
TOTAL	\$400	\$500	\$520	\$1,000	\$0	\$0	\$0	\$2,420	

ROUTE: 0171		PROJECT NAME				PROGRAM/SYSTEM		MPO Area	
UPC:	115524	#SMART20 Victory Blvd Enhancement App 2: Poquoson Segment				Urban		Hampton Roads	
Street Name:	Victory Blvd (Rte. 171)					Start (CY)	Budget	Expenditure	
Jurisdiction:	Poquoson					PE	2023	\$680	\$0
Description:	FROM: Wythe Creek Road TO: East Yorktown Road					RW	2025	\$185	\$0
Scope:	Reconstruction w/ Added Capacity					CN	2026	\$2,864	\$0
						Total		\$3,729	\$0
Service Area / Fund	Previous	FY2023	FY2024	FY2025	FY2026	FY2027	FY2028	Total	
District Grant Program									
Federal	\$0	\$0	\$0	\$2,560	\$0	\$0	\$0	\$2,560	
State	\$0	\$0	\$865	\$261	\$0	\$0	\$0	\$1,126	
Other Funds									
Other	\$43	\$0	\$0	\$0	\$0	\$0	\$0	\$43	
TOTAL	\$43	\$0	\$865	\$2,821	\$0	\$0	\$0	\$3,729	

ROUTE: 0171		PROJECT NAME				PROGRAM/SYSTEM		MPO Area	
UPC:	119360	#SMART22 OYSTER POINT RD IMPRV JEFFERSON AVE TO OPERATION DR				Urban		Hampton Roads	
Street Name:	Oyster Point Rd					Start (CY)	Budget	Expenditure	
Jurisdiction:	Newport News					PE	2026	\$1,264	\$0
Description:	FROM: Operation Dr TO: Criston Dr (0.1500 MI)					RW	2028	\$5,416	\$0
Scope:	Facilities for Pedestrians and Bicycles					CN	2029	\$9,306	\$0
						Total		\$15,986	\$0
Service Area / Fund	Previous	FY2023	FY2024	FY2025	FY2026	FY2027	FY2028	Total	
District Grant Program									
Federal	\$2,000	\$0	\$1,412	\$1,310	\$6,000	\$2,100	\$0	\$12,822	
State	\$55	\$1,744	\$50	\$0	\$409	\$906	\$0	\$3,163	
TOTAL	\$2,055	\$1,744	\$1,462	\$1,310	\$6,409	\$3,006	\$0	\$15,986	

ROUTE: 0171		PROJECT NAME (NEW)				PROGRAM/SYSTEM		MPO Area	
UPC:	121103	SHIPWRECK ISLAND REALIGNMENT & IMPROVEMENT				Urban		Hampton Roads	
Jurisdiction:	Poquoson					Start (CY)	Budget	Expenditure	
Description:	FROM: 335 Little Florida Road TO: 965 Poquoson Avenue					PE	2026	\$64	\$0
Scope:	Reconstruction w/ Added Capacity					RW		\$0	\$0
						CN	2029	\$636	\$0
						Total		\$700	\$0
Service Area / Fund	Previous	FY2023	FY2024	FY2025	FY2026	FY2027	FY2028	Total	
Revenue Sharing									
State	\$0	\$0	\$0	\$150	\$200	\$0	\$0	\$350	
Local	\$0	\$0	\$0	\$150	\$200	\$0	\$0	\$350	
TOTAL	\$0	\$0	\$0	\$300	\$400	\$0	\$0	\$700	

ROUTE: 0172	PROJECT NAME				PROGRAM/SYSTEM		MPO Area		
UPC: 97715	Wythe Creek Road - Widen to 3 Lanes				Urban		Hampton Roads		
Street Name:	Wythe Creek Road						Start (CY)	Budget	Expenditure
Jurisdiction:	Hampton				PE	2011	\$3,262	\$3,253	
Description:	FROM: 0.965 Mi. S. of Hampton City Limits TO: Hampton City Limits (0.9650 MI)				RW	2016	\$2,320	\$2,426	
Scope:	Reconstruction w/ Added Capacity				CN	2021	\$36,044	\$0	
					Total		\$41,627	\$5,679	
Service Area / Fund	Previous	FY2023	FY2024	FY2025	FY2026	FY2027	FY2028	Total	
Specialized State and Federal									
Federal	\$1,381	\$0	\$0	\$0	\$0	\$0	\$0	\$1,381	
MPO RSTP	\$37,635	\$918	\$925	\$0	\$0	\$0	\$0	\$39,478	
Local	\$593	\$0	\$0	\$0	\$0	\$0	\$0	\$593	
Revenue Sharing									
State	\$88	\$0	\$0	\$0	\$0	\$0	\$0	\$88	
Local	\$88	\$0	\$0	\$0	\$0	\$0	\$0	\$88	
TOTAL	\$39,784	\$918	\$925	\$0	\$0	\$0	\$0	\$41,627	

ROUTE: 0173	PROJECT NAME				PROGRAM/SYSTEM		MPO Area		
UPC: 113823	Denbigh Boulevard Sidewalk				Urban		Hampton Roads		
Street Name:	Denbigh Boulevard						Start (CY)	Budget	Expenditure
Jurisdiction:	Newport News				PE	2022	\$40	\$1	
Description:	FROM: Woodside Lane TO: Old Denbigh Boulevard				RW	2024	\$75	\$0	
Scope:	Facilities for Pedestrians and Bicycles				CN	2025	\$401	\$0	
					Total		\$516	\$1	
Service Area / Fund	Previous	FY2023	FY2024	FY2025	FY2026	FY2027	FY2028	Total	
VA Safety Funds									
Federal	\$40	\$75	\$280	\$120	\$0	\$0	\$0	\$516	

ROUTE: 0173	PROJECT NAME (NEW)				PROGRAM/SYSTEM		MPO Area		
UPC: 120906	GOODWIN NECK ROAD BIKEWAY				Secondary		Hampton Roads		
Jurisdiction:	York County						Start (CY)	Budget	Expenditure
Description:	FROM: Back Creek Park TO: Back Creek Park				PE	2026	\$642	\$0	
Scope:	Facilities for Pedestrians and Bicycles				RW	2028	\$32	\$0	
					CN	2029	\$6,087	\$0	
					Total		\$6,761	\$0	
Service Area / Fund	Previous	FY2023	FY2024	FY2025	FY2026	FY2027	FY2028	Total	
Revenue Sharing									
State	\$0	\$0	\$0	\$2,000	\$883	\$0	\$0	\$2,883	
Local	\$0	\$0	\$0	\$2,000	\$883	\$0	\$0	\$2,883	
TOTAL	\$0	\$0	\$0	\$4,000	\$1,767	\$0	\$0	\$5,767	

ROUTE: 0175	PROJECT NAME				PROGRAM/SYSTEM		MPO Area	
UPC: T25542	#SS - CHINCOTEAGUE MOVABLE BRIDGE				Primary		NonMPO	
Jurisdiction:	Hampton Roads District-wide							
Description:								
Scope:								
Service Area / Fund	Previous	FY2023	FY2024	FY2025	FY2026	FY2027	FY2028	Total
Special Structures								
State	\$0	\$0	\$0	\$0	\$0	\$100	\$0	\$100

ROUTE: 0178	PROJECT NAME				PROGRAM/SYSTEM		MPO Area			
UPC: 113030	#SGR19VB - RT178 over Occohannock Creek (Fed 356) REPLACE				Primary		NonMPO			
Street Name:	Shields Bridge Rd						Start (CY)	Budget	Expenditure	
Jurisdiction:	Accomack County						PE	2018	\$900	\$551
Description:	FROM: MP 2.55 TO: MP 2.74 (0.1800 MI)						RW	2022	\$444	\$43
Scope:	Bridge Replacement w/o Added Capacity						CN	2023	\$4,742	\$0
							Total		\$6,086	\$594
Service Area / Fund	Previous	FY2023	FY2024	FY2025	FY2026	FY2027	FY2028	Total		
State of Good Repair										
Federal	\$500	\$3,820	\$0	\$0	\$0	\$0	\$0	\$4,320		
State	\$1,900	\$0	\$0	\$0	\$0	\$0	\$0	\$1,900		
TOTAL	\$2,400	\$3,820	\$0	\$0	\$0	\$0	\$0	\$6,220		

ROUTE: 0179	PROJECT NAME				PROGRAM/SYSTEM		MPO Area			
UPC: 119283	#SMART22 ROUTE 179-MARKET STREET ROAD				Primary					
Street Name:	Market Street						Start (CY)	Budget	Expenditure	
Jurisdiction:	Accomack County						PE	2025	\$132	\$0
Description:	FROM: Intersection of Rte. 718 (Hill Street) TO: Intersection of Shore Parkway						RW			
Scope:	Reconstruction w/o Added Capacity						CN	2028	\$1,596	\$0
							Total		\$1,729	\$0
Service Area / Fund	Previous	FY2023	FY2024	FY2025	FY2026	FY2027	FY2028	Total		
District Grant Program										
Federal	\$0	\$0	\$1,729	\$0	\$0	\$0	\$0	\$1,729		

ROUTE: 0184	PROJECT NAME (NEW)				PROGRAM/SYSTEM		MPO Area		
UPC: T27154	EASTERN SHORE RAILS TO TRAILS STUDY (CAPE CHARLES TO RT 13)				Urban		NonMPO		
Jurisdiction:	Cape Charles						Start (CY)	Budget	Expenditure
Description:							PE	\$20	\$0
Scope:	Facilities for Pedestrians and Bicycles						RW	\$250	\$0
							CN	\$2,230	\$0
							Total	\$2,500	\$0
Service Area / Fund	Previous	FY2023	FY2024	FY2025	FY2026	FY2027	FY2028	Total	
Earmarks									
Federal	\$0	\$2,500	\$0	\$0	\$0	\$0	\$0	\$2,500	

ROUTE: 0189	PROJECT NAME				PROGRAM/SYSTEM		MPO Area		
UPC: 98813	#SGR17VB - BR RT 189 (Southquay Road) over BlackWater River				Primary		Hampton Roads		
REPORT NOTE: Balance to be addressed at CN completion									
Street Name:	Southquay Road						Start (CY)	Budget	Expenditure
Jurisdiction:	Multi-jurisdictional: Hampton Roads MPO				PE	2011	\$1,906	\$1,906	
Description:	FROM: 0.153 Mile S Blackwater River TO: 0.189 Mile N Black Water River (0.3410 MI)				RW	2018	\$330	\$319	
Scope:	Bridge Replacement w/o Added Capacity				CN	2020	\$16,848	\$6,490	
					Total		\$19,083	\$8,714	
Service Area / Fund	Previous	FY2023	FY2024	FY2025	FY2026	FY2027	FY2028	Total	
State of Good Repair									
Federal	\$13,831	\$3,539	\$0	\$0	\$0	\$0	\$0	\$17,371	
State	\$762	\$0	\$0	\$0	\$0	\$0	\$0	\$762	
Specialized State and Federal									
Federal	\$1,345	\$0	\$0	\$0	\$0	\$0	\$0	\$1,345	
TOTAL	\$15,938	\$3,539	\$0	\$0	\$0	\$0	\$0	\$19,478	

ROUTE: 0199	PROJECT NAME				PROGRAM/SYSTEM		MPO Area		
UPC: 117246	I64 Corr Tech Adv-60, 143, 199 Signal Comm Cam - NN to Nw Kn				Primary		Hampton Roads		
Street Name:	Various						Start (CY)	Budget	Expenditure
Jurisdiction:	Williamsburg				PE	2020	\$250	\$240	
Description:	FROM: Old Mooretown Road TO: Marquis Parkway				RW				
Scope:	Safety				CN	2021	\$510	\$467	
					Total		\$760	\$707	
Service Area / Fund	Previous	FY2023	FY2024	FY2025	FY2026	FY2027	FY2028	Total	
High Priority Projects									
ITTF	\$10	\$0	\$0	\$0	\$0	\$0	\$0	\$10	
Legacy CN Formula									
State	\$750	\$0	\$0	\$0	\$0	\$0	\$0	\$750	
TOTAL	\$760	\$0	\$0	\$0	\$0	\$0	\$0	\$760	

ROUTE: 0225	PROJECT NAME				PROGRAM/SYSTEM		MPO Area		
UPC: 119231	#SMART22 INDEPENDENCE BLVD/EDWIN DRIVE INTS. IMPROVEMENTS				Urban		Hampton Roads		
REPORT NOTE: Balance to be provided by applicant									
Street Name:	S. Independence Blvd						Start (CY)	Budget	Expenditure
Jurisdiction:	Virginia Beach				PE	2025	\$1,350	\$0	
Description:	FROM: Independence Blvd TO: Edwin Dr (0.4000 MI)				RW	2029	\$1,321	\$0	
Scope:	Reconstruction w/o Added Capacity				CN	2030	\$11,921	\$0	
					Total		\$14,592	\$0	
Service Area / Fund	Previous	FY2023	FY2024	FY2025	FY2026	FY2027	FY2028	Total	
District Grant Program									
Federal	\$0	\$0	\$0	\$0	\$0	\$2,442	\$0	\$2,442	
State	\$0	\$0	\$0	\$0	\$5,000	\$2,358	\$0	\$7,358	
TOTAL	\$0	\$0	\$0	\$0	\$5,000	\$4,800	\$0	\$9,800	

ROUTE: 0238		PROJECT NAME (NEW)				PROGRAM/SYSTEM		MPO Area	
UPC:	121108	BOAT TRAIL MUP YORKTOWN RD TO NEWPORT NEWS PARK				Enhancement		Hampton Roads	
Jurisdiction:	Newport News					Start (CY)	Budget	Expenditure	
Description:	FROM: Existing Bike Trail in Newport News Park TO: Chelsea Place & Yorktown Rd					PE	2022	\$678	\$0
Scope:	Facilities for Pedestrians and Bicycles					RW	2025	\$246	\$0
						CN	2025	\$3,367	\$0
						Total		\$4,291	\$0
Service Area / Fund	Previous	FY2023	FY2024	FY2025	FY2026	FY2027	FY2028	Total	
Specialized State and Federal									
Federal	\$0	\$100	\$400	\$0	\$0	\$0	\$0	\$500	
MPO TAP	\$0	\$500	\$0	\$0	\$0	\$0	\$0	\$500	
Other Funds									
Other	\$3,041	\$150	\$100	\$0	\$0	\$0	\$0	\$3,291	
TOTAL	\$3,041	\$750	\$500	\$0	\$0	\$0	\$0	\$4,291	

ROUTE: 0239		PROJECT NAME				PROGRAM/SYSTEM		MPO Area	
UPC:	107287	#SGR19LB - Bridge Replacement - Paradise Creek Bridge				Urban		Hampton Roads	
REPORT NOTE: Locally Administered.									
Street Name:	Victory Boulevard					Start (CY)	Budget	Expenditure	
Jurisdiction:	Portsmouth					PE	2016	\$605	\$616
Description:	FROM: 938 feet from Afton Parkway TO: 1118 feet from Afton Parkway (0.0341 MI)					RW	2022	\$250	\$0
Scope:	Bridge Replacement w/o Added Capacity					CN	2024	\$9,513	\$0
						Total		\$10,368	\$616
Service Area / Fund	Previous	FY2023	FY2024	FY2025	FY2026	FY2027	FY2028	Total	
State of Good Repair									
State	\$8,343	\$0	\$0	\$0	\$0	\$0	\$0	\$8,343	
Specialized State and Federal									
Bond	\$430	\$0	\$0	\$0	\$0	\$0	\$0	\$430	
Revenue Sharing									
State	\$303	\$0	\$495	\$0	\$0	\$0	\$0	\$797	
Local	\$303	\$0	\$495	\$0	\$0	\$0	\$0	\$797	
TOTAL	\$9,379	\$0	\$989	\$0	\$0	\$0	\$0	\$10,368	

ROUTE: 0258		PROJECT NAME				PROGRAM/SYSTEM		MPO Area	
UPC:	102951	Main Street Pedestrian Improvements				Primary		Hampton Roads	
Street Name:	Main Street					Start (CY)	Budget	Expenditure	
Jurisdiction:	Isle of Wight County					PE	2019	\$150	\$60
Description:	FROM: Route 10 TO: Route 10 (Intersection)					RW	2022	\$5	\$0
Scope:	Facilities for Pedestrians and Bicycles					CN	2023	\$1,337	\$0
						Total		\$1,492	\$60
Service Area / Fund	Previous	FY2023	FY2024	FY2025	FY2026	FY2027	FY2028	Total	
Specialized State and Federal									
State	\$496	\$81	\$0	\$0	\$0	\$0	\$0	\$577	
MPO CMAQ	\$891	\$0	\$0	\$0	\$0	\$0	\$0	\$891	
Legacy CN Formula									
State	\$30	\$0	\$0	\$0	\$0	\$0	\$0	\$30	
Other Funds									
Other	\$203	\$24	\$0	\$0	\$0	\$0	\$0	\$227	
TOTAL	\$1,620	\$104	\$0	\$0	\$0	\$0	\$0	\$1,725	

ROUTE: 0258	PROJECT NAME		PROGRAM/SYSTEM				MPO Area	
UPC: 113747	Mercury Blvd - Pedestrian Improvements		Primary				Hampton Roads	
Street Name:	Mercury Blvd West		Start (CY)		Budget	Expenditure		
Jurisdiction:	Hampton		PE	2021	\$100	\$0		
Description:	FROM: Kilgore Avenue TO: Build America Drive		RW					
Scope:	Facilities for Pedestrians and Bicycles		CN	2023	\$490	\$0		
			Total		\$590	\$0		
Service Area / Fund	Previous	FY2023	FY2024	FY2025	FY2026	FY2027	FY2028	Total
VA Safety Funds								
Federal	\$100	\$490	\$0	\$0	\$0	\$0	\$0	\$590

ROUTE: 0258	PROJECT NAME		PROGRAM/SYSTEM				MPO Area	
UPC: 113749	Mercury Blvd Pedestrian Improvements		Primary				Hampton Roads	
Street Name:	Mercury Blvd		Start (CY)		Budget	Expenditure		
Jurisdiction:	Hampton		PE	2021	\$90	\$1		
Description:	FROM: Seldendale Drive TO: King Street (0.5740 MI)		RW					
Scope:	Facilities for Pedestrians and Bicycles		CN	2023	\$684	\$0		
			Total		\$774	\$1		
Service Area / Fund	Previous	FY2023	FY2024	FY2025	FY2026	FY2027	FY2028	Total
VA Safety Funds								
Federal	\$268	\$377	\$0	\$0	\$0	\$0	\$0	\$645
Specialized State and Federal								
Federal	\$129	\$0	\$0	\$0	\$0	\$0	\$0	\$129
TOTAL	\$397	\$377	\$0	\$0	\$0	\$0	\$0	\$774

ROUTE: 0260	PROJECT NAME (NEW)		PROGRAM/SYSTEM				MPO Area	
UPC: 121127	#SGR23LP CITY OF SUFFOLK 2182 GREAT MILL HWY		Urban				Hampton Roads	
Street Name:	Great Mill Highway (US Route 258)		Start (CY)		Budget	Expenditure		
Jurisdiction:	Suffolk		PE	2022	\$20	\$0		
Description:	FROM: 1170' North of US 58 Intersection - MP 13.97 TO: 780' North of Stuart Drive (UR-617) MP 14.68 (0.7100 MI)		RW					
Scope:	Resurfacing		CN	2024	\$352	\$0		
			Total		\$372	\$0		
Service Area / Fund	Previous	FY2023	FY2024	FY2025	FY2026	FY2027	FY2028	Total
State of Good Repair								
State	\$0	\$242	\$0	\$0	\$0	\$0	\$0	\$242

ROUTE: 0264	PROJECT NAME		PROGRAM/SYSTEM				MPO Area	
UPC: T26650	#SS - BERKLEY CROSS GIRDER PHASE II		Interstate				Hampton Roads	
Street Name:	I-264		Start (CY)		Budget	Expenditure		
Jurisdiction:	Norfolk		PE		\$300	\$0		
Description:	FROM: 0.38 MI FROM CITY HALL AVE RAMP TO: 0.48 MI TO DTT EAST PORTAL (0.0400 MI)		RW					
Scope:	Bridge Rehab w/o Added Capacity		CN		\$2,000	\$0		
			Total		\$2,300	\$0		
Service Area / Fund	Previous	FY2023	FY2024	FY2025	FY2026	FY2027	FY2028	Total
Special Structures								
State	\$20	\$200	\$2,080	\$0	\$0	\$0	\$0	\$2,300

ROUTE: 0264	PROJECT NAME				PROGRAM/SYSTEM		MPO Area	
UPC: T25395	#SS - BERKLEY BRIDGE				Interstate		NonMPO	
Jurisdiction:	Hampton Roads District-wide							
Description:								
Scope:								
Service Area / Fund	Previous	FY2023	FY2024	FY2025	FY2026	FY2027	FY2028	Total
Special Structures								
State	\$0	\$0	\$0	\$1,500	\$0	\$2,070	\$5,439	\$9,009

ROUTE: 0264	PROJECT NAME				PROGRAM/SYSTEM		MPO Area	
UPC: 17630	#SMART18 - I-264/WITCHDUCK RD INTERCHANGE & RAMP EXTENSION				Interstate		Hampton Roads	
Jurisdiction:	Virginia Beach				Start (CY)	Budget	Expenditure	
Description:	FROM: 0.383 MILE EAST OF WBL I-64 TO: 0.472 MILE EAST OF WITCHDUCK RD (2.3000 MI)				PE	2000	\$14,083	\$14,083
Scope:	Reconstruction w/ Added Capacity				RW	2015	\$54,393	\$55,994
					CN	2017	\$126,028	\$124,950
					Total		\$194,504	\$195,028
Service Area / Fund	Previous	FY2023	FY2024	FY2025	FY2026	FY2027	FY2028	Total
High Priority Projects								
Federal	\$37,530	\$0	\$0	\$0	\$0	\$0	\$0	\$37,530
State	\$12,470	\$0	\$0	\$0	\$0	\$0	\$0	\$12,470
Specialized State and Federal								
Federal	\$8,771	\$0	\$0	\$0	\$0	\$0	\$0	\$8,771
Match	\$1,155	\$0	\$0	\$0	\$0	\$0	\$0	\$1,155
State	\$815	\$0	\$0	\$0	\$0	\$0	\$0	\$815
Bond	\$1,250	\$0	\$0	\$0	\$0	\$0	\$0	\$1,250
MPO RSTP	\$1,892	\$0	\$0	\$0	\$0	\$0	\$0	\$1,892
Local	\$2,871	\$0	\$0	\$0	\$0	\$0	\$0	\$2,871
Other Funds								
HRTAC	\$127,750	\$0	\$0	\$0	\$0	\$0	\$0	\$127,750
TOTAL	\$194,504	\$0	\$0	\$0	\$0	\$0	\$0	\$194,504

ROUTE: 0264	PROJECT NAME				PROGRAM/SYSTEM		MPO Area	
UPC: 57048	#SMART18 - RTE 264 INTERCHNG IMPROVEMENTS 64WB RAMP TO 264EB				Interstate		Hampton Roads	
Jurisdiction:	Norfolk				Start (CY)	Budget	Expenditure	
Description:	FROM: 0.757 MILE SOUTH OF CURLEW DRIVE TO: 0.832 MILE EAST OF WBL I-64 (1.5200 MI)				PE	2001	\$10,135	\$10,135
Scope:	Reconstruction w/o Added Capacity				RW	2015	\$11,571	\$20,458
					CN	2016	\$137,024	\$121,449
					Total		\$158,730	\$152,042
Service Area / Fund	Previous	FY2023	FY2024	FY2025	FY2026	FY2027	FY2028	Total
Specialized State and Federal								
Federal	\$4,654	\$0	\$0	\$0	\$0	\$0	\$0	\$4,654
Match	\$981	\$0	\$0	\$0	\$0	\$0	\$0	\$981
State	\$1,000	\$0	\$0	\$0	\$0	\$0	\$0	\$1,000
Other Funds								
HRTAC	\$152,095	\$0	\$0	\$0	\$0	\$0	\$0	\$152,095
TOTAL	\$158,730	\$0	\$0	\$0	\$0	\$0	\$0	\$158,730

ROUTE: 0264	PROJECT NAME		PROGRAM/SYSTEM				MPO Area	
UPC: 103037	DT/MT/MLK Interstate Debt Service		Interstate				Hampton Roads	
REPORT NOTE: Revised estimate and/or schedule required								
Jurisdiction:	Hampton Roads District-wide							
Description:	FROM: Downtown and Midtown Tunnels; extension of MLK to I-264 TO: Downtown and Midtown Tunnels; extension of MLK to I-264 (3.9000 MI)							
Scope:	Bridge, New Construction							
Service Area / Fund	Previous	FY2023	FY2024	FY2025	FY2026	FY2027	FY2028	Total
Debt Service								
Federal	\$9,651	\$947	\$943	\$943	\$943	\$942	\$502	\$14,872

ROUTE: 0264	PROJECT NAME		PROGRAM/SYSTEM				MPO Area	
UPC: 111788	#SMART18 - I-264 W Off-Ramp at Ballentine Boulevard		Interstate				Hampton Roads	
Street Name:	I-264 W Ramp 12A		Start (CY)		Budget	Expenditure		
Jurisdiction:	Norfolk		PE	2019	\$200	\$45		
Description:	FROM: 450 Feet East of Ballentine Boulevard TO: Ballentine Boulevard (0.0900 MI)		RW	2024	\$180	\$0		
Scope:	Traffic Management/Engineering		CN	2025	\$1,330	\$0		
			Total		\$1,710	\$45		
Service Area / Fund	Previous	FY2023	FY2024	FY2025	FY2026	FY2027	FY2028	Total
District Grant Program								
Federal	\$200	\$510	\$0	\$0	\$0	\$0	\$0	\$710
State	\$1,000	\$0	\$0	\$0	\$0	\$0	\$0	\$1,000
TOTAL	\$1,200	\$510	\$0	\$0	\$0	\$0	\$0	\$1,710

ROUTE: 0264	PROJECT NAME		PROGRAM/SYSTEM				MPO Area	
UPC: 118702	#SGR22VP 2022 SOUTHSIDE INTERSTATE PLANT MIX		Interstate				Hampton Roads	
REPORT NOTE: Funded to anticipated award estimate								
Street Name:	I-264 WB		Start (CY)		Budget	Expenditure		
Jurisdiction:	Portsmouth		PE					
Description:	FROM: Victory Blvd. Overpass TO: Frederick Blvd. Overpass (1.7100 MI)		RW					
Scope:	Restoration and Rehabilitation		CN	2021	\$865	\$0		
			Total		\$865	\$0		
Service Area / Fund	Previous	FY2023	FY2024	FY2025	FY2026	FY2027	FY2028	Total
State of Good Repair								
Federal	\$616	\$0	\$0	\$0	\$0	\$0	\$0	\$616
State	\$144	\$110	\$0	\$0	\$0	\$0	\$0	\$253
TOTAL	\$760	\$110	\$0	\$0	\$0	\$0	\$0	\$869

ROUTE: 0264	PROJECT NAME		PROGRAM/SYSTEM				MPO Area	
UPC: 120300	#SS - BERKLEY CROSS GIRDER		Interstate				Hampton Roads	
Jurisdiction:	Norfolk							
Description:	FROM: 0.38 MI FROM CITY HALL AVE RAMP TO: 0.48 MI TO DTT EAST PORTAL (0.0400 MI)		Start (CY)		Budget	Expenditure		
Scope:	Bridge Rehab w/o Added Capacity		PE					
			RW					
			CN	2021	\$450	\$310		
			Total		\$450	\$310		
Service Area / Fund	Previous	FY2023	FY2024	FY2025	FY2026	FY2027	FY2028	Total
Special Structures								
State	\$450	\$0	\$0	\$0	\$0	\$0	\$0	\$450

ROUTE: 0264		PROJECT NAME				PROGRAM/SYSTEM		MPO Area		
UPC:	120632	#SS - BERKLEY WBL DRIVES AND MACHINERY - ELEC CABINET				Interstate		Hampton Roads		
Street Name:	I-264							Start (CY)	Budget	Expenditure
Jurisdiction:	Norfolk					PE		2022	\$65	\$13
Description:	FROM: Water St TO: State St (0.3700 MI)				RW					
Scope:	Restoration and Rehabilitation				CN		2022	\$185	\$41	
						Total		\$250	\$54	
Service Area / Fund	Previous	FY2023	FY2024	FY2025	FY2026	FY2027	FY2028	Total		
Special Structures										
State	\$100	\$150	\$0	\$0	\$0	\$0	\$0	\$0	\$250	

ROUTE: 0264		PROJECT NAME				PROGRAM/SYSTEM		MPO Area		
UPC:	120634	#SS - BERKLEY SUPERSTRUCTURE REHABILITATION (WB) BEAM REPAIR				Interstate		Hampton Roads		
Street Name:	I-264							Start (CY)	Budget	Expenditure
Jurisdiction:	Norfolk					PE		2022	\$185	\$120
Description:	FROM: Water St TO: State St (0.3200 MI)				RW					
Scope:	Bridge Rehab w/o Added Capacity				CN		2022	\$670	\$0	
						Total		\$855	\$120	
Service Area / Fund	Previous	FY2023	FY2024	FY2025	FY2026	FY2027	FY2028	Total		
Special Structures										
State	\$200	\$655	\$0	\$0	\$0	\$0	\$0	\$0	\$855	

ROUTE: 0264		PROJECT NAME				PROGRAM/SYSTEM		MPO Area		
UPC:	120673	#SS - BERKLEY GENERATOR REPLACEMENT				Interstate		Hampton Roads		
Street Name:	I-264							Start (CY)	Budget	Expenditure
Jurisdiction:	Norfolk					PE		2022	\$100	\$118
Description:	FROM: State Street TO: Water Street (0.6200 MI)				RW					
Scope:	Restoration and Rehabilitation				CN		2022	\$8,500	\$0	
						Total		\$8,600	\$118	
Service Area / Fund	Previous	FY2023	FY2024	FY2025	FY2026	FY2027	FY2028	Total		
Special Structures										
State	\$50	\$3,900	\$4,650	\$0	\$0	\$0	\$0	\$0	\$8,600	

ROUTE: 0264		PROJECT NAME				PROGRAM/SYSTEM		MPO Area		
UPC:	121173	#SS - BERKLEY MECHANICAL AND ELECTRICAL SYSTEM REPLACEMENT				Interstate		Hampton Roads		
REPORT NOTE: Balance to be addressed at RW authorization										
Street Name:	I-264							Start (CY)	Budget	Expenditure
Jurisdiction:	Norfolk					PE		2022	\$200	\$0
Description:	FROM: State Street TO: Water Street				RW					
Scope:	Bridge Rehab w/o Added Capacity				CN		2026	\$78,800	\$0	
						Total		\$79,000	\$0	
Service Area / Fund	Previous	FY2023	FY2024	FY2025	FY2026	FY2027	FY2028	Total		
Special Structures										
State	\$20	\$200	\$15,154	\$23,498	\$11,299	\$11,909	\$7,739	\$69,820		

ROUTE: 0278		PROJECT NAME				PROGRAM/SYSTEM		MPO Area	
UPC:	107340	N. King Street Improvements - Phase IV				Urban		Hampton Roads	
REPORT NOTE: Revised estimate and/or schedule required									
Street Name:	N. King Street (UR-7039)					Start (CY)	Budget	Expenditure	
Jurisdiction:	Hampton					PE	2015	\$247	\$153
Description:	FROM: N. King Street TO: Pembroke Avenue (0.4500 MI)					RW	2019	\$0	\$0
Scope:	Reconstruction w/o Added Capacity					CN	2021	\$2,937	\$1
						Total		\$3,184	\$154
Service Area / Fund	Previous	FY2023	FY2024	FY2025	FY2026	FY2027	FY2028	Total	
Specialized State and Federal									
Federal	\$15	\$0	\$0	\$0	\$0	\$0	\$0	\$15	
Legacy CN Formula									
Federal	\$610	\$0	\$0	\$0	\$0	\$0	\$0	\$610	
Match	\$137	\$0	\$0	\$0	\$0	\$0	\$0	\$137	
Revenue Sharing									
State	\$1,145	\$373	\$0	\$0	\$0	\$0	\$0	\$1,517	
Local	\$1,145	\$373	\$0	\$0	\$0	\$0	\$0	\$1,517	
TOTAL	\$3,052	\$745	\$0	\$0	\$0	\$0	\$0	\$3,797	

ROUTE: 0301		PROJECT NAME				PROGRAM/SYSTEM		MPO Area	
UPC:	115507	#SMART20 HWY 301S Sidewalk Greenville Project				Primary			
Street Name:	HWY 301					Start (CY)	Budget	Expenditure	
Jurisdiction:	Greenville County					PE	2023	\$43	\$0
Description:	FROM: HWY 301 South TO: Brookridge Apartment Complex (0.1820 MI)					RW	2026	\$317	\$0
Scope:	Safety					CN	2027	\$217	\$0
						Total		\$577	\$0
Service Area / Fund	Previous	FY2023	FY2024	FY2025	FY2026	FY2027	FY2028	Total	
District Grant Program									
Federal	\$0	\$0	\$43	\$284	\$0	\$0	\$0	\$327	
State	\$50	\$200	\$0	\$0	\$0	\$0	\$0	\$250	
TOTAL	\$50	\$200	\$43	\$284	\$0	\$0	\$0	\$577	

ROUTE: 0337		PROJECT NAME				PROGRAM/SYSTEM		MPO Area	
UPC:	107265	Nansemond Pkwy/Bennetts Pasture Rd Intersection Improvements				Urban		Hampton Roads	
Street Name:	Bennett's Pasture Road					Start (CY)	Budget	Expenditure	
Jurisdiction:	Suffolk					PE	2015	\$2,122	\$569
Description:	FROM: Nansemond River High School TO: Sportsman Boulevard (0.5000 MI)					RW	2022	\$1,893	\$0
Scope:	Reconstruction w/ Added Capacity					CN	2023	\$7,060	\$0
						Total		\$11,075	\$569
Service Area / Fund	Previous	FY2023	FY2024	FY2025	FY2026	FY2027	FY2028	Total	
Revenue Sharing									
State	\$3,406	\$2,131	\$0	\$0	\$0	\$0	\$0	\$5,538	
Local	\$3,406	\$2,131	\$0	\$0	\$0	\$0	\$0	\$5,538	
TOTAL	\$6,813	\$4,262	\$0	\$0	\$0	\$0	\$0	\$11,075	

ROUTE: 0337	PROJECT NAME		PROGRAM/SYSTEM				MPO Area	
UPC: 113194	Hampton Blvd and Azalea Ct. Intersection Improvements		Urban				Hampton Roads	
Street Name:	Hampton Boulevard		Start (CY)		Budget	Expenditure		
Jurisdiction:	Norfolk		PE	2018	\$239	\$50		
Description:	FROM: South of Azalea Court TO: North of Azalea Court (0.0050 MI)		RW	2021	\$30	\$0		
Scope:	Reconstruction w/o Added Capacity		CN	2022	\$665	\$0		
			Total		\$934	\$50		
Service Area / Fund	Previous	FY2023	FY2024	FY2025	FY2026	FY2027	FY2028	Total
Revenue Sharing								
State	\$229	\$221	\$0	\$0	\$0	\$0	\$0	\$450
Local	\$229	\$221	\$0	\$0	\$0	\$0	\$0	\$450
Other Funds								
Other	\$33	\$0	\$0	\$0	\$0	\$0	\$0	\$33
TOTAL	\$491	\$442	\$0	\$0	\$0	\$0	\$0	\$934

ROUTE: 0337	PROJECT NAME		PROGRAM/SYSTEM				MPO Area	
UPC: 119230	#SMART22 SUFFOLK SEABOARD COASTLINE TRAIL - PHASE IIIA		Urban				Hampton Roads	
REPORT NOTE: Balance to be provided by applicant								
Street Name:	Driver trailhead to Nansemond River High School		Start (CY)		Budget	Expenditure		
Jurisdiction:	Suffolk		PE	2025	\$406	\$0		
Description:	FROM: Driver Lane TO: Nansemond River High School (1.7500 MI)		RW	2028	\$935	\$0		
Scope:	Facilities for Pedestrians and Bicycles		CN	2028	\$2,112	\$0		
			Total		\$3,452	\$0		
Service Area / Fund	Previous	FY2023	FY2024	FY2025	FY2026	FY2027	FY2028	Total
High Priority Projects								
State	\$0	\$0	\$0	\$0	\$1,500	\$1,613	\$0	\$3,113

ROUTE: 0337	PROJECT NAME		PROGRAM/SYSTEM				MPO Area	
UPC: 119273	#SMART22 SUFFOLK EXPRESS COMMUTER BUS		Other				Hampton Roads	
Jurisdiction:	Multi-jurisdictional: Hampton Roads MPO		Start (CY)		Budget	Expenditure		
Description:	FROM: 139 e Washington St TO: 139 e Washington St		PE					
Scope:	Transit		RW					
			CN	2025	\$358	\$0		
			Total		\$358	\$0		
Service Area / Fund	Previous	FY2023	FY2024	FY2025	FY2026	FY2027	FY2028	Total
High Priority Projects								
State	\$0	\$0	\$0	\$0	\$358	\$0	\$0	\$358

ROUTE: 0337	PROJECT NAME		PROGRAM/SYSTEM				MPO Area	
UPC: 119276	BRAMBLETON AVENUE BRIDGE REHABILITATION		Urban				Hampton Roads	
Street Name:	Branbleton		Start (CY)		Budget	Expenditure		
Jurisdiction:	Norfolk		PE					
Description:	FROM: 2nd Street TO: Boteourt Street (0.1230 MI)		RW					
Scope:	Bridge Rehab w/o Added Capacity		CN	2026	\$4,000	\$0		
			Total		\$4,000	\$0		
Service Area / Fund	Previous	FY2023	FY2024	FY2025	FY2026	FY2027	FY2028	Total
Specialized State and Federal								
MPO RSTP	\$0	\$0	\$0	\$0	\$0	\$3,000	\$1,000	\$4,000

ROUTE: 0337		PROJECT NAME (NEW)				PROGRAM/SYSTEM		MPO Area		
UPC:	120917	HAMPTON BLVD & MAGNOLIA INTERSECTION IMPROVEMENTS				Urban		Hampton Roads		
Jurisdiction:	Norfolk							Start (CY)	Budget	Expenditure
Description:	FROM: 35' north of Magnolia Avenue TO: 35' south of Magnolia Avenue					PE	2027	\$380	\$0	
Scope:	Traffic Management/Engineering					RW	2029	\$16	\$0	
						CN	2030	\$1,201	\$0	
						Total		\$1,597	\$0	
Service Area / Fund	Previous	FY2023	FY2024	FY2025	FY2026	FY2027	FY2028	Total		
Revenue Sharing										
State	\$0	\$0	\$0	\$300	\$332	\$0	\$0	\$632		
Local	\$0	\$0	\$0	\$300	\$332	\$0	\$0	\$632		
TOTAL	\$0	\$0	\$0	\$600	\$663	\$0	\$0	\$1,263		

ROUTE: 0337		PROJECT NAME (NEW)				PROGRAM/SYSTEM		MPO Area		
UPC:	121109	SEABOARD COASTLINE TRAIL PHASE 3B				Enhancement		Hampton Roads		
Street Name:	Seaboard Coastline Trail							Start (CY)	Budget	Expenditure
Jurisdiction:	Suffolk					PE	2023	\$460	\$0	
Description:	FROM: Nansemond Parkway TO: Pine Tree Way/Cherry Blossom Dr (1.5000 MI)					RW	2025	\$40	\$0	
Scope:	Preservation of Abandoned Railway Corridors					CN	2026	\$1,771	\$0	
						Total		\$2,270	\$0	
Service Area / Fund	Previous	FY2023	FY2024	FY2025	FY2026	FY2027	FY2028	Total		
Specialized State and Federal										
Federal	\$1,286	\$0	\$0	\$0	\$0	\$0	\$0	\$1,286		
MPO TAP	\$0	\$530	\$0	\$0	\$0	\$0	\$0	\$530		
Other Funds										
Other	\$321	\$133	\$0	\$0	\$0	\$0	\$0	\$454		
TOTAL	\$1,607	\$663	\$0	\$0	\$0	\$0	\$0	\$2,270		

ROUTE: 0403		PROJECT NAME				PROGRAM/SYSTEM		MPO Area		
UPC:	115379	Newtown Road Corridor Study				Urban		Hampton Roads		
Street Name:	Newtown Road							Start (CY)	Budget	Expenditure
Jurisdiction:	Norfolk					PE	2025	\$250	\$0	
Description:	FROM: Arrowhead Drive TO: Paca Lane (1.6900 MI)					RW				
Scope:	Preliminary Engineering					CN				
						Total		\$250	\$0	
Service Area / Fund	Previous	FY2023	FY2024	FY2025	FY2026	FY2027	FY2028	Total		
Specialized State and Federal										
MPO RSTP	\$0	\$0	\$0	\$250	\$0	\$0	\$0	\$250		

ROUTE: 0405		PROJECT NAME				PROGRAM/SYSTEM		MPO Area		
UPC:	115235	#SMART20 Ballentine Blvd Lane Improvements				Urban		Hampton Roads		
Street Name:	Ballentine Blvd							Start (CY)	Budget	Expenditure
Jurisdiction:	Norfolk					PE	2023	\$140	\$0	
Description:	FROM: 1-264 Westbound TO: Middle Towne Crescent (0.1500 MI)					RW	2025	\$20	\$0	
Scope:	Reconstruction w/ Added Capacity					CN	2026	\$907	\$0	
						Total		\$1,067	\$0	
Service Area / Fund	Previous	FY2023	FY2024	FY2025	FY2026	FY2027	FY2028	Total		
District Grant Program										
State	\$0	\$0	\$140	\$927	\$0	\$0	\$0	\$1,067		

ROUTE: 0407	PROJECT NAME		PROGRAM/SYSTEM				MPO Area	
UPC: 113697	#SGR19LB - Indian River Road (RT 407) over Indian River		Urban				Hampton Roads	
Street Name:	Indian River Road		Start (CY)		Budget	Expenditure		
Jurisdiction:	Chesapeake		PE	2020	\$482	\$1		
Description:	FROM: Indian River Road TO: Indian River Road (0.1800 MI)		RW					
Scope:	Bridge Rehab w/o Added Capacity		CN	2023	\$4,646	\$0		
			Total		\$5,128	\$1		
Service Area / Fund	Previous	FY2023	FY2024	FY2025	FY2026	FY2027	FY2028	Total
State of Good Repair								
Federal	\$2,723	\$1,923	\$0	\$0	\$0	\$0	\$0	\$4,646
State	\$482	\$0	\$0	\$0	\$0	\$0	\$0	\$482
TOTAL	\$3,205	\$1,923	\$0	\$0	\$0	\$0	\$0	\$5,128

ROUTE: 0410	PROJECT NAME		PROGRAM/SYSTEM				MPO Area	
UPC: 119222	#SMART22 HOLLAND ROAD PHASE 1		Urban				Hampton Roads	
REPORT NOTE: Balance to be provided by applicant								
Street Name:	Holland Road		Start (CY)		Budget	Expenditure		
Jurisdiction:	Virginia Beach		PE	2025	\$3,412	\$0		
Description:	FROM: S Independence Blvd TO: S Plaza Trl (0.5700 MI)		RW		\$6,692	\$0		
Scope:	Reconstruction w/ Added Capacity		CN	2030	\$14,407	\$0		
			Total		\$24,510	\$0		
Service Area / Fund	Previous	FY2023	FY2024	FY2025	FY2026	FY2027	FY2028	Total
District Grant Program								
State	\$15,903	\$897	\$0	\$0	\$0	\$0	\$0	\$16,800

ROUTE: 0415	PROJECT NAME		PROGRAM/SYSTEM				MPO Area	
UPC: 111016	#SMART18 - POWER PLANT PARKWAY SIDEWALKS		Urban				Hampton Roads	
Street Name:	Power Plant Parkway		Start (CY)		Budget	Expenditure		
Jurisdiction:	Hampton		PE	2021	\$134	\$1		
Description:	FROM: Pine Chapel Road TO: Briarfield Road (0.5000 MI)		RW		\$117	\$0		
Scope:	Safety		CN	2024	\$503	\$0		
			Total		\$754	\$1		
Service Area / Fund	Previous	FY2023	FY2024	FY2025	FY2026	FY2027	FY2028	Total
District Grant Program								
Federal	\$129	\$0	\$9	\$0	\$0	\$0	\$0	\$138
State	\$4	\$117	\$490	\$0	\$0	\$0	\$0	\$611
Other Funds								
Other	\$5	\$0	\$0	\$0	\$0	\$0	\$0	\$5
TOTAL	\$138	\$117	\$499	\$0	\$0	\$0	\$0	\$754

ROUTE: 0460	PROJECT NAME		PROGRAM/SYSTEM				MPO Area	
UPC: 111021	#SMART18 - Granby Street Bike Lanes		Urban				Hampton Roads	
Street Name:	Granby Street		Start (CY)		Budget	Expenditure		
Jurisdiction:	Norfolk		PE	2022	\$108	\$0		
Description:	FROM: Willow Wood Drive TO: Admiral Taussing Boulevard (2.0000 MI)		RW					
Scope:	Other		CN	2024	\$714	\$0		
			Total		\$822	\$0		
Service Area / Fund	Previous	FY2023	FY2024	FY2025	FY2026	FY2027	FY2028	Total
District Grant Program								
Federal	\$0	\$192	\$0	\$0	\$0	\$0	\$0	\$192
State	\$630	\$0	\$0	\$0	\$0	\$0	\$0	\$630
TOTAL	\$630	\$192	\$0	\$0	\$0	\$0	\$0	\$822

ROUTE:	PROJECT NAME				PROGRAM/SYSTEM		MPO Area			
0460	#SMART20 Wakefield 460 Eastbound Turnlane				Primary		NonMPO			
UPC:	115508									
REPORT NOTE: Balance to be provided by applicant										
Street Name:	US-460						Start (CY)	Budget	Expenditure	
Jurisdiction:	Sussex County						PE	2023	\$153	\$0
Description:	FROM: Rt. 460 TO: Rt. 628 (0.1000 MI)						RW	2026	\$14	\$0
Scope:	Safety						CN	2027	\$828	\$0
							Total		\$995	\$0
Service Area / Fund	Previous	FY2023	FY2024	FY2025	FY2026	FY2027	FY2028	Total		
District Grant Program										
Federal	\$0	\$0	\$406	\$400	\$0	\$0	\$0	\$806		
State	\$150	\$25	\$0	\$0	\$0	\$0	\$0	\$175		
TOTAL	\$150	\$25	\$406	\$400	\$0	\$0	\$0	\$981		

ROUTE:	PROJECT NAME				PROGRAM/SYSTEM		MPO Area			
0460	#SMART20 U.S. Route 460 at U.S. Route 258 Turn Lane Improve				Urban		Hampton Roads			
UPC:	115528									
Street Name:	Route 258						Start (CY)	Budget	Expenditure	
Jurisdiction:	Isle of Wight County						PE	2023	\$521	\$0
Description:	FROM: Route 258 TO: Rout 460 (0.1530 MI)						RW	2025	\$466	\$0
Scope:	Reconstruction w/o Added Capacity						CN	2026	\$2,248	\$0
							Total		\$3,235	\$0
Service Area / Fund	Previous	FY2023	FY2024	FY2025	FY2026	FY2027	FY2028	Total		
High Priority Projects										
Federal	\$700	\$0	\$800	\$682	\$1,000	\$0	\$0	\$3,182		
State	\$53	\$0	\$0	\$0	\$0	\$0	\$0	\$53		
TOTAL	\$753	\$0	\$800	\$682	\$1,000	\$0	\$0	\$3,235		

ROUTE:	PROJECT NAME				PROGRAM/SYSTEM		MPO Area			
0460	St. Paul's Roadway Improvements - Phase 2				Urban		Hampton Roads			
UPC:	118642									
Street Name:	Church Street						Start (CY)	Budget	Expenditure	
Jurisdiction:	Norfolk						PE	2021	\$903	\$0
Description:	FROM: Freemason Street (Tidewater Garden area) TO: Virgin Street						RW			
Scope:	Reconstruction w/ Added Capacity						CN	2022	\$21,715	\$0
							Total		\$22,618	\$0
Service Area / Fund	Previous	FY2023	FY2024	FY2025	FY2026	FY2027	FY2028	Total		
Revenue Sharing										
State	\$0	\$1,500	\$645	\$0	\$0	\$0	\$0	\$2,145		
Local	\$0	\$1,500	\$645	\$0	\$0	\$0	\$0	\$2,145		
Other Funds										
Other	\$18,329	\$0	\$0	\$0	\$0	\$0	\$0	\$18,329		
TOTAL	\$18,329	\$3,000	\$1,290	\$0	\$0	\$0	\$0	\$22,618		

ROUTE: 0460	PROJECT NAME (NEW)				PROGRAM/SYSTEM	MPO Area		
UPC: 120911	BERKLEY AVENUE EXTENDED AND WILSON RD SIGNAL IMPROVEMENTS				Urban	Hampton Roads		
Jurisdiction: Norfolk						Start (CY)	Budget	Expenditure
Description: FROM: 30' north of intersection TO: 30' south of intersection					PE	2027	\$380	\$0
Scope: Facilities for Pedestrians and Bicycles					RW	2029	\$12	\$0
					CN	2030	\$1,085	\$0
					Total		\$1,476	\$0
Service Area / Fund	Previous	FY2023	FY2024	FY2025	FY2026	FY2027	FY2028	Total
Revenue Sharing								
State	\$493	\$0	\$0	\$91	\$0	\$0	\$0	\$584
Local	\$493	\$0	\$0	\$91	\$0	\$0	\$0	\$584
TOTAL	\$985	\$0	\$0	\$183	\$0	\$0	\$0	\$1,168

ROUTE: 0464	PROJECT NAME (NEW)				PROGRAM/SYSTEM	MPO Area		
UPC: 121886	POINDEXTER SIDEWALKS EXTENSION				Interstate	Hampton Roads		
Jurisdiction: Chesapeake						Start (CY)	Budget	Expenditure
Description: FROM: 30' north of intersection TO: 30' south of intersection					PE		\$295	\$0
Scope: Facilities for Pedestrians and Bicycles					RW		\$10	\$0
					CN		\$2,095	\$0
					Total		\$2,400	\$0
Service Area / Fund	Previous	FY2023	FY2024	FY2025	FY2026	FY2027	FY2028	Total
Earmarks								
Federal	\$0	\$2,400	\$0	\$0	\$0	\$0	\$0	\$2,400

ROUTE: 0602	PROJECT NAME				PROGRAM/SYSTEM	MPO Area		
UPC: 1852	#SMART18 - RTE 602 - RECONSTRUCTION				Secondary	NonMPO		
Street Name: LEE STREET						Start (CY)	Budget	Expenditure
Jurisdiction: Belle Haven					PE	2014	\$441	\$373
Description: FROM: NORTHAMPTON COUNTY LINE TO: ROUTE 178 (0.5970 MI)					RW	2019	\$1,267	\$744
Scope: Reconstruction w/o Added Capacity					CN	2022	\$2,283	\$0
					Total		\$3,991	\$1,117
Service Area / Fund	Previous	FY2023	FY2024	FY2025	FY2026	FY2027	FY2028	Total
District Grant Program								
Federal	\$1,060	\$1,118	\$0	\$0	\$0	\$0	\$0	\$2,178
State	\$877	\$32	\$0	\$0	\$0	\$0	\$0	\$908
Specialized State and Federal								
State	\$361	\$16	\$0	\$0	\$0	\$0	\$0	\$377
Legacy CN Formula								
State	\$528	\$0	\$0	\$0	\$0	\$0	\$0	\$528
TOTAL	\$2,825	\$1,166	\$0	\$0	\$0	\$0	\$0	\$3,991

ROUTE: 0604		PROJECT NAME				PROGRAM/SYSTEM		MPO Area	
UPC:	113126	Pitchkettle Road Realignment				Urban		Hampton Roads	
Street Name:	Pitchkettle Road					Start (CY)		Budget	Expenditure
Jurisdiction:	Suffolk					PE	2018	\$769	\$297
Description:	FROM: Lake Meade TO: West Constance Road (0.3000 MI)					RW	2022	\$1,500	\$0
Scope:	Reconstruction w/o Added Capacity					CN	2024	\$5,493	\$0
						Total		\$7,763	\$297
Service Area / Fund	Previous	FY2023	FY2024	FY2025	FY2026	FY2027	FY2028	Total	
Revenue Sharing									
State	\$1,198	\$1,100	\$1,583	\$0	\$0	\$0	\$0	\$3,881	
Local	\$1,198	\$1,100	\$1,583	\$0	\$0	\$0	\$0	\$3,881	
TOTAL	\$2,396	\$2,200	\$3,166	\$0	\$0	\$0	\$0	\$7,763	

ROUTE: 0607		PROJECT NAME				PROGRAM/SYSTEM		MPO Area	
UPC:	100920	Croaker Road - Four Lane Widening From Library to Rte 60				Secondary		Hampton Roads	
Street Name:	CROAKER ROAD					Start (CY)		Budget	Expenditure
Jurisdiction:	James City County					PE	2012	\$1,754	\$1,539
Description:	FROM: RTE 60 TO: RTE 1647 Point O Woods Rd (0.7290 MI)					RW	2020	\$3,131	\$925
Scope:	Reconstruction w/ Added Capacity					CN	2023	\$17,157	\$0
						Total		\$22,042	\$2,465
Service Area / Fund	Previous	FY2023	FY2024	FY2025	FY2026	FY2027	FY2028	Total	
Specialized State and Federal									
Federal	\$1,381	\$0	\$0	\$0	\$0	\$0	\$0	\$1,381	
State	\$401	\$214	\$214	\$214	\$0	\$0	\$0	\$1,042	
MPO RSTP	\$3,500	\$8,600	\$0	\$3,131	\$2,000	\$0	\$0	\$17,231	
Local	\$914	\$0	\$0	\$0	\$0	\$0	\$0	\$914	
Legacy CN Formula									
Federal	\$616	\$0	\$0	\$0	\$0	\$0	\$0	\$616	
Match	\$154	\$0	\$0	\$0	\$0	\$0	\$0	\$154	
State	\$820	\$0	\$0	\$0	\$0	\$0	\$0	\$820	
TOTAL	\$7,786	\$8,814	\$214	\$3,344	\$2,000	\$0	\$0	\$22,158	

ROUTE: 0612		PROJECT NAME				PROGRAM/SYSTEM		MPO Area	
UPC:	100921	#HB2.FY17 Longhill Rd Widening				Secondary		Hampton Roads	
Street Name:	Longhill Rd. (Rte. 612)					Start (CY)		Budget	Expenditure
Jurisdiction:	James City County					PE	2016	\$1,891	\$1,891
Description:	FROM: 0.205 Mi. N. Int. Rte. 658 Olde Towne Road TO: 0.105 Mi. S. of Williamsburg West Drive (0.7080 MI)					RW	2017	\$4,549	\$5,522
Scope:	Reconstruction w/ Added Capacity					CN	2019	\$13,331	\$11,772
						Total		\$19,771	\$19,185
Service Area / Fund	Previous	FY2023	FY2024	FY2025	FY2026	FY2027	FY2028	Total	
District Grant Program									
State	\$6,755	\$0	\$0	\$0	\$0	\$0	\$0	\$6,755	
Specialized State and Federal									
Federal	\$9,266	\$0	\$0	\$0	\$0	\$0	\$0	\$9,266	
Match	\$276	\$0	\$0	\$0	\$0	\$0	\$0	\$276	
State	\$2,100	\$0	\$0	\$0	\$0	\$0	\$0	\$2,100	
Local	\$1,174	\$0	\$0	\$0	\$0	\$0	\$0	\$1,174	
Legacy CN Formula									
State	\$199	\$0	\$0	\$0	\$0	\$0	\$0	\$199	
TOTAL	\$19,770	\$0	\$0	\$0	\$0	\$0	\$0	\$19,770	

ROUTE: 0614		PROJECT NAME (NEW)				PROGRAM/SYSTEM		MPO Area	
UPC:	121185	JOLLY POND AND CENTERVILLE ROAD TRAFFIC SIGNAL				Urban		Hampton Roads	
Street Name:	Centerville Road					Start (CY)	Budget	Expenditure	
Jurisdiction:	James City County					PE	2026	\$68	\$0
Description:	FROM: Centerville Road TO: Jolly Pond Road					RW	2028	\$28	\$0
Scope:	Traffic Management/Engineering					CN	2029	\$504	\$0
						Total		\$600	\$0
Service Area / Fund	Previous	FY2023	FY2024	FY2025	FY2026	FY2027	FY2028	Total	
Revenue Sharing									
State	\$0	\$0	\$0	\$300	\$0	\$0	\$0	\$300	
Local	\$0	\$0	\$0	\$300	\$0	\$0	\$0	\$300	
TOTAL	\$0	\$0	\$0	\$600	\$0	\$0	\$0	\$600	

ROUTE: 0614		PROJECT NAME (NEW)				PROGRAM/SYSTEM		MPO Area	
UPC:	121531	#BF - RTE 614 OVER SEACOCK SWAMP REPLACEMENT (FED ID 17781)				Secondary		NonMPO	
Street Name:	Seacock Chapel Road					Start (CY)	Budget	Expenditure	
Jurisdiction:	Southampton County					PE	2022	\$1,000	\$0
Description:	(0.1000 MI)					RW	2025	\$500	\$0
Scope:	Bridge Replacement w/o Added Capacity					CN	2025	\$4,367	\$0
						Total		\$5,867	\$0
Service Area / Fund	Previous	FY2023	FY2024	FY2025	FY2026	FY2027	FY2028	Total	
Specialized State and Federal									
Federal	\$0	\$3,396	\$950	\$950	\$571	\$0	\$0	\$5,867	

ROUTE: 0620		PROJECT NAME				PROGRAM/SYSTEM		MPO Area	
UPC:	117124	Lakeside Drive Sidewalk				Urban		Hampton Roads	
Street Name:	Lakeside Drive					Start (CY)	Budget	Expenditure	
Jurisdiction:	York County					PE	2025	\$72	\$0
Description:	FROM: Carraway Terrace TO: Bailey Road (0.3600 MI)					RW	2028	\$29	\$0
Scope:	Facilities for Pedestrians and Bicycles					CN	2028	\$362	\$0
						Total		\$463	\$0
Service Area / Fund	Previous	FY2023	FY2024	FY2025	FY2026	FY2027	FY2028	Total	
Revenue Sharing									
State	\$36	\$45	\$150	\$0	\$0	\$0	\$0	\$231	
Local	\$36	\$45	\$150	\$0	\$0	\$0	\$0	\$231	
TOTAL	\$72	\$91	\$300	\$0	\$0	\$0	\$0	\$463	

ROUTE: 0622		PROJECT NAME (NEW)				PROGRAM/SYSTEM		MPO Area	
UPC:	121087	SEAFORD ROAD ELEVATION				Urban		Hampton Roads	
Jurisdiction:	York County					Start (CY)	Budget	Expenditure	
Description:	FROM: Sadelia Drive TO: .05 mile east of Rebecca Drive					PE	2027	\$122	\$0
Scope:	Reconstruction w/o Added Capacity					RW	2029	\$67	\$0
						CN	2030	\$1,753	\$0
						Total		\$1,941	\$0
Service Area / Fund	Previous	FY2023	FY2024	FY2025	FY2026	FY2027	FY2028	Total	
Revenue Sharing									
State	\$0	\$0	\$0	\$468	\$300	\$0	\$0	\$768	
Local	\$0	\$0	\$0	\$468	\$300	\$0	\$0	\$768	
TOTAL	\$0	\$0	\$0	\$936	\$600	\$0	\$0	\$1,536	

ROUTE: 0626		PROJECT NAME				PROGRAM/SYSTEM		MPO Area	
UPC:	69050	#HB2.FY17 Bridge Rd & Shoulders Hill Rd Intersection Imps				Urban		Hampton Roads	
REPORT NOTE: Balance to be addressed at CN advertisement.									
Street Name:	Bridge Rd (Rte 17) at Shoulders Hill Rd (Rte 626)					Start (CY)	Budget	Expenditure	
Jurisdiction:	Suffolk					PE	2003	\$2,191	\$1,331
Description:	FROM: .4 Miles W. of Rte 626 & .35 Miles S. of Rte 17 TO: .4 Miles E. of Rte 626 & .035 Miles N. of Rte 17 (0.2000 MI)					RW	2019	\$9,586	\$3,501
Scope:	Reconstruction w/o Added Capacity					CN	2022	\$14,048	\$0
						Total		\$25,824	\$4,832
Service Area / Fund	Previous	FY2023	FY2024	FY2025	FY2026	FY2027	FY2028	Total	
District Grant Program									
Federal	\$11,414	\$2,043	\$0	\$0	\$0	\$0	\$0	\$0	\$13,457
State	\$1,205	\$0	\$0	\$0	\$0	\$0	\$0	\$0	\$1,205
Specialized State and Federal									
Federal	\$171	\$0	\$0	\$0	\$0	\$0	\$0	\$0	\$171
MPO RSTP	\$0	\$0	\$0	\$4,500	\$4,075	\$0	\$0	\$0	\$8,575
Legacy CN Formula									
Federal	\$681	\$0	\$0	\$0	\$0	\$0	\$0	\$0	\$681
State	\$6	\$0	\$0	\$0	\$0	\$0	\$0	\$0	\$6
Revenue Sharing									
State	\$350	\$1,860	\$2,000	\$0	\$0	\$0	\$0	\$0	\$4,210
Local	\$350	\$1,860	\$2,000	\$0	\$0	\$0	\$0	\$0	\$4,210
Other Funds									
Other	\$159	\$0	\$0	\$0	\$0	\$0	\$0	\$0	\$159
TOTAL	\$14,335	\$5,764	\$4,000	\$4,500	\$4,075	\$0	\$0	\$0	\$32,674

ROUTE: 0626		PROJECT NAME (NEW)				PROGRAM/SYSTEM		MPO Area	
UPC:	121101	SHOULDER'S HILL ROAD WIDENING, 2-4 LANES PHASE 3				Urban		Hampton Roads	
Jurisdiction:	Suffolk					Start (CY)	Budget	Expenditure	
Description:	FROM: Bennett's Creek Park Road TO: Pughsville Road					PE	2027	\$1,400	\$0
Scope:	Reconstruction w/ Added Capacity					RW	2031	\$2,915	\$0
						CN	2031	\$11,401	\$0
						Total		\$15,716	\$0
Service Area / Fund	Previous	FY2023	FY2024	FY2025	FY2026	FY2027	FY2028	Total	
Revenue Sharing									
State	\$0	\$0	\$0	\$1,000	\$582	\$0	\$0	\$0	\$1,582
Local	\$0	\$0	\$0	\$1,000	\$582	\$0	\$0	\$0	\$1,582
TOTAL	\$0	\$0	\$0	\$2,000	\$1,165	\$0	\$0	\$0	\$3,165

ROUTE: 0626		PROJECT NAME (NEW)				PROGRAM/SYSTEM		MPO Area	
UPC:	121102	SHOULDER'S HILL ROAD WIDENING, 2-4 LANES PHASE 2				Urban		Hampton Roads	
Jurisdiction:	Suffolk					Start (CY)	Budget	Expenditure	
Description:	FROM: Laycock Lane TO: Bennett's Creek Park Road					PE	2026	\$950	\$0
Scope:	Reconstruction w/ Added Capacity					RW	2028	\$345	\$0
						CN	2029	\$8,308	\$0
						Total		\$9,603	\$0
Service Area / Fund	Previous	FY2023	FY2024	FY2025	FY2026	FY2027	FY2028	Total	
Revenue Sharing									
State	\$0	\$0	\$0	\$1,500	\$1,715	\$0	\$0	\$0	\$3,215
Local	\$0	\$0	\$0	\$1,500	\$1,715	\$0	\$0	\$0	\$3,215
TOTAL	\$0	\$0	\$0	\$3,000	\$3,431	\$0	\$0	\$0	\$6,431

ROUTE: 0638		PROJECT NAME				PROGRAM/SYSTEM		MPO Area		
UPC:	113026	#SGR19VB - RT638 over Burnt Mill Swamp Fed 10417 REPLACE				Secondary		Hampton Roads		
REPORT NOTE: Funded to anticipated award estimate										
Street Name:	MILL CREEK ROAD					Start (CY)		Budget	Expenditure	
Jurisdiction:	Isle of Wight County					PE				
Description:	FROM: 0.734 MI. S. OF ROUTE 645 TO: 0.659 MI S. OF ROUTE 645 (0.0470 MI)					RW		2020	\$165	\$153
Scope:	Bridge Replacement w/o Added Capacity					CN		2021	\$1,222	\$876
								Total	\$1,387	\$1,029
Service Area / Fund	Previous	FY2023	FY2024	FY2025	FY2026	FY2027	FY2028	Total		
State of Good Repair										
Federal	\$787	\$0	\$0	\$0	\$0	\$0	\$0	\$787		
State	\$325	\$266	\$0	\$0	\$0	\$0	\$0	\$592		
TOTAL	\$1,113	\$266	\$0	\$0	\$0	\$0	\$0	\$1,379		

ROUTE: 0644		PROJECT NAME				PROGRAM/SYSTEM		MPO Area		
UPC:	113029	#SGR19VB - RT 644 over Pope Swamp (Fed 10424) Replacement				Secondary		Hampton Roads		
Street Name:	Fire Tower Road					Start (CY)		Budget	Expenditure	
Jurisdiction:	Isle of Wight County					PE		2018	\$900	\$653
Description:	FROM: MP 3.80 TO: MP 3.85 (0.0500 MI)					RW		2022	\$170	\$48
Scope:	Bridge Replacement w/o Added Capacity					CN		2023	\$1,904	\$0
								Total	\$2,975	\$701
Service Area / Fund	Previous	FY2023	FY2024	FY2025	FY2026	FY2027	FY2028	Total		
State of Good Repair										
Federal	\$0	\$2,500	\$0	\$0	\$0	\$0	\$0	\$2,500		
State	\$1,200	\$418	\$0	\$0	\$0	\$0	\$0	\$1,618		
TOTAL	\$1,200	\$2,918	\$0	\$0	\$0	\$0	\$0	\$4,118		

ROUTE: 0645		PROJECT NAME				PROGRAM/SYSTEM		MPO Area		
UPC:	119376	#SMART22 AIRPORT, MOORETOWN, AND RICHMOND RD IMPROVEMENTS				Primary		Hampton Roads		
Street Name:	Airport Road					Start (CY)		Budget	Expenditure	
Jurisdiction:	James City County					PE		2025	\$1,221	\$0
Description:	FROM: Intersection of Richmond Road (Rte 60) TO: Intersection of Mooretown Road (Rte 603) (0.1400 MI)					RW		2029	\$330	\$0
Scope:	Reconstruction w/o Added Capacity					CN		2030	\$11,017	\$0
								Total	\$12,569	\$0
Service Area / Fund	Previous	FY2023	FY2024	FY2025	FY2026	FY2027	FY2028	Total		
District Grant Program										
State	\$5,483	\$2,681	\$3,700	\$0	\$0	\$705	\$0	\$12,569		

ROUTE: 0664		PROJECT NAME				PROGRAM/SYSTEM		MPO Area		
UPC:	T26349	#SS - MONITOR MERRIMAC MEMORIAL BRIDGE TUNNEL UTILITY POWER				Interstate		Hampton Roads		
Street Name:	I-664					Start (CY)		Budget	Expenditure	
Jurisdiction:	Newport News					PE		\$4,000	\$0	
Description:	FROM: 25th Street TO: College Drive (6.9060 MI)					RW		\$0	\$0	
Scope:	Safety					CN		\$40,000	\$0	
								Total	\$44,000	\$0
Service Area / Fund	Previous	FY2023	FY2024	FY2025	FY2026	FY2027	FY2028	Total		
Special Structures										
State	\$20	\$200	\$2,100	\$1,500	\$8,454	\$10,000	\$10,300	\$32,574		

ROUTE:	0664	PROJECT NAME	PROGRAM/SYSTEM					MPO Area
UPC:	T25412	#SS - MONITOR-MERRIMAC BRIDGE TUNNEL APPROACH - SOUTH	Interstate					NonMPO
Jurisdiction:	Hampton Roads District-wide							
Description:								
Scope:								
Service Area / Fund	Previous	FY2023	FY2024	FY2025	FY2026	FY2027	FY2028	Total
Special Structures								
State	\$0	\$0	\$0	\$0	\$0	\$100	\$0	\$100

ROUTE:	0664	PROJECT NAME	PROGRAM/SYSTEM					MPO Area
UPC:	T25402	#SS - MONITOR-MERRIMAC MEMORIAL TUNNEL	Interstate					NonMPO
Jurisdiction:	Hampton Roads District-wide							
Description:								
Scope:								
Service Area / Fund	Previous	FY2023	FY2024	FY2025	FY2026	FY2027	FY2028	Total
Special Structures								
State	\$0	\$0	\$0	\$750	\$1,625	\$1,625	\$0	\$4,000

ROUTE:	0664	PROJECT NAME	PROGRAM/SYSTEM					MPO Area
UPC:	T25401	#SS - MONITOR-MERRIMAC MEMORIAL TUNNEL APPROACHES - NORTH	Interstate					NonMPO
Jurisdiction:	Hampton Roads District-wide							
Description:								
Scope:								
Service Area / Fund	Previous	FY2023	FY2024	FY2025	FY2026	FY2027	FY2028	Total
Special Structures								
State	\$0	\$0	\$0	\$0	\$0	\$650	\$1,250	\$1,900

ROUTE:	0664	PROJECT NAME	PROGRAM/SYSTEM					MPO Area
UPC:	108666	MMMBT TRAFFIC & SAFETY IMPROVEMENTS	Interstate					Hampton Roads
Street Name:	I-664				Start (CY)	Budget	Expenditure	
Jurisdiction:	Multi-jurisdictional: Hampton Roads MPO				PE			
Description:	FROM: College Drive TO: 21st Street (6.5000 MI)				RW			
Scope:	Traffic Management/Engineering				CN	2020	\$7,000	\$818
					Total		\$7,000	\$818
Service Area / Fund	Previous	FY2023	FY2024	FY2025	FY2026	FY2027	FY2028	Total
High Priority Projects								
ITTF	\$5,174	\$0	\$0	\$0	\$0	\$0	\$0	\$5,174
Specialized State and Federal								
Federal	\$1,460	\$0	\$0	\$0	\$0	\$0	\$0	\$1,460
Match	\$365	\$0	\$0	\$0	\$0	\$0	\$0	\$365
TOTAL	\$7,000	\$0	\$0	\$0	\$0	\$0	\$0	\$7,000

ROUTE: 0668		PROJECT NAME				PROGRAM/SYSTEM		MPO Area	
UPC:	113699	#SGR19LB - Freeman Mill Road over Spivey Swamp				Urban		Hampton Roads	
Street Name:	Freeman Mill Road					Start (CY)		Budget	Expenditure
Jurisdiction:	Suffolk					PE	2022	\$137	\$0
Description:	FROM: Freeman Mill Road @ Spivey Swamp TO: Freeman Mill Road @ Spivey Swamp					RW	2024	\$15	\$0
Scope:	Bridge Replacement w/o Added Capacity					CN	2025	\$1,041	\$0
						Total		\$1,193	\$0
Service Area / Fund	Previous	FY2023	FY2024	FY2025	FY2026	FY2027	FY2028	Total	
State of Good Repair									
State	\$189	\$649	\$0	\$0	\$0	\$0	\$0	\$838	
Other Funds									
Other	\$355	\$0	\$0	\$0	\$0	\$0	\$0	\$355	
TOTAL	\$544	\$649	\$0	\$0	\$0	\$0	\$0	\$1,193	

ROUTE: 0669		PROJECT NAME				PROGRAM/SYSTEM		MPO Area	
UPC:	109314	#HB2.FY17 NIKE PARK RD EXTENSION FROM REYNOLDS DR TO RTE 17				Secondary		Hampton Roads	
REPORT NOTE:									
Street Name:	Nike Park					Start (CY)		Budget	Expenditure
Jurisdiction:	Isle of Wight County					PE	2016	\$1,858	\$1,262
Description:	FROM: 0.052 MLES NORTH OF ROUTE 665 TO: 0.0018 MLES WEST OF ROUTE 17 (0.9320 MI)					RW	2023	\$3,695	\$0
Scope:	New Construction Roadway					CN	2025	\$10,749	\$0
						Total		\$16,302	\$1,262
Service Area / Fund	Previous	FY2023	FY2024	FY2025	FY2026	FY2027	FY2028	Total	
District Grant Program									
Federal/State	\$178	\$0	\$0	\$0	\$0	\$0	\$0	\$178	
Federal	\$1,658	\$1,120	\$1,736	\$1,081	\$0	\$0	\$0	\$5,596	
State	\$7,942	\$0	\$0	\$0	\$0	\$0	\$0	\$7,942	
Specialized State and Federal									
Federal	\$386	\$0	\$0	\$0	\$0	\$0	\$0	\$386	
Other Funds									
Other	\$2,200	\$0	\$0	\$0	\$0	\$0	\$0	\$2,200	
TOTAL	\$12,365	\$1,120	\$1,736	\$1,081	\$0	\$0	\$0	\$16,302	

ROUTE: 0673		PROJECT NAME (NEW)				PROGRAM/SYSTEM		MPO Area	
UPC:	121633	#BF-SUFFOLK GATES OVER ADAMS SWAMP REPLACEMENT (FED 1D22153)				Urban		Hampton Roads	
Street Name:	Gates Run Road					Start (CY)		Budget	Expenditure
Jurisdiction:	Suffolk					PE	2023	\$380	\$0
Description:	FROM: Gates Run Road TO: Gates Run Road (0.0140 MI)					RW	2025	\$80	\$0
Scope:	Bridge Replacement w/o Added Capacity					CN	2026	\$900	\$0
						Total		\$1,360	\$0
Service Area / Fund	Previous	FY2023	FY2024	FY2025	FY2026	FY2027	FY2028	Total	
Specialized State and Federal									
Federal	\$0	\$0	\$1,360	\$0	\$0	\$0	\$0	\$1,360	

ROUTE: 0683	PROJECT NAME				PROGRAM/SYSTEM		MPO Area		
UPC: 113028	#SGR19VB - RT 683 over Stallings Crk (Fed 10441) REPLACE				Secondary		Hampton Roads		
Street Name:	Dews Plantation Road						Start (CY)	Budget	Expenditure
Jurisdiction:	Isle of Wight County				PE		2018	\$789	\$363
Description:	FROM: MP 2.37 TO: MP 2.42				RW		2021	\$311	\$41
Scope:	Bridge Replacement w/o Added Capacity				CN		2022	\$2,700	\$0
							Total	\$3,800	\$403
Service Area / Fund	Previous	FY2023	FY2024	FY2025	FY2026	FY2027	FY2028	Total	
State of Good Repair									
Federal	\$780	\$0	\$0	\$0	\$0	\$0	\$0	\$780	
State	\$2,189	\$831	\$0	\$0	\$0	\$0	\$0	\$3,020	
TOTAL	\$2,969	\$831	\$0	\$0	\$0	\$0	\$0	\$3,800	

ROUTE: 0706	PROJECT NAME				PROGRAM/SYSTEM		MPO Area		
UPC: 117127	Yorktown Road Sidewalk				Urban		Hampton Roads		
Street Name:	Yorktown Road						Start (CY)	Budget	Expenditure
Jurisdiction:	York County				PE		2025	\$66	\$0
Description:	FROM: Bethel Baptist Church TO: Tabb High School (0.2800 MI)				RW		2027	\$9	\$0
Scope:	Facilities for Pedestrians and Bicycles				CN		2028	\$184	\$0
							Total	\$258	\$0
Service Area / Fund	Previous	FY2023	FY2024	FY2025	FY2026	FY2027	FY2028	Total	
Revenue Sharing									
State	\$33	\$36	\$60	\$0	\$0	\$0	\$0	\$129	
Local	\$33	\$36	\$60	\$0	\$0	\$0	\$0	\$129	
TOTAL	\$66	\$73	\$120	\$0	\$0	\$0	\$0	\$258	

ROUTE: 0706	PROJECT NAME				PROGRAM/SYSTEM		MPO Area			
UPC: 119281	VICTORY BOULEVARD SHARED USE PATH				Urban		Hampton Roads			
Jurisdiction:	York County						Start (CY)	Budget	Expenditure	
Description:	FROM: Big Bethel Road TO: E. Yorktown Road				PE		2026	\$257	\$0	
Scope:	Facilities for Pedestrians and Bicycles				RW		2029	\$1	\$0	
							CN	2030	\$403	\$0
							Total	\$661	\$0	
Service Area / Fund	Previous	FY2023	FY2024	FY2025	FY2026	FY2027	FY2028	Total		
Specialized State and Federal										
MPO CMAQ	\$0	\$0	\$0	\$0	\$0	\$498	\$404	\$902		

ROUTE: 0713	PROJECT NAME (NEW)				PROGRAM/SYSTEM		MPO Area			
UPC: 120904	WALLER MILL ROAD, ROAD DIET				Secondary		Hampton Roads			
Jurisdiction:	York County						Start (CY)	Budget	Expenditure	
Description:	FROM: Mooretown Road TO: Waller Mill Elementary School				PE		2027	\$106	\$0	
Scope:	Facilities for Pedestrians and Bicycles				RW			\$0	\$0	
							CN	2030	\$1,000	\$0
							Total	\$1,106	\$0	
Service Area / Fund	Previous	FY2023	FY2024	FY2025	FY2026	FY2027	FY2028	Total		
Revenue Sharing										
State	\$0	\$0	\$0	\$238	\$200	\$0	\$0	\$438		
Local	\$0	\$0	\$0	\$238	\$200	\$0	\$0	\$438		
TOTAL	\$0	\$0	\$0	\$475	\$400	\$0	\$0	\$875		

ROUTE:	0743	PROJECT NAME	PROGRAM/SYSTEM				MPO Area	
UPC:	113031	#SGR19VB - RT 743 over Tarrara Creek (Fed 17901) REPLACE	Secondary				NonMPO	
Street Name:	Burnt Reed Road		Start (CY)		Budget	Expenditure		
Jurisdiction:	Southampton County		PE	2018	\$700	\$514		
Description:	FROM: From: 0.13 Miles West of Route 716 TO: To: 0.18 Miles West of Route 716 (0.0500 MI)		RW	2021	\$215	\$48		
Scope:	Bridge Replacement w/o Added Capacity		CN	2022	\$2,335	\$0		
			Total		\$3,250	\$562		
Service Area / Fund	Previous	FY2023	FY2024	FY2025	FY2026	FY2027	FY2028	Total
State of Good Repair								
Federal	\$0	\$2,200	\$0	\$0	\$0	\$0	\$0	\$2,200
State	\$1,050	\$0	\$0	\$0	\$0	\$0	\$0	\$1,050
TOTAL	\$1,050	\$2,200	\$0	\$0	\$0	\$0	\$0	\$3,250

ROUTE:	0907	PROJECT NAME	PROGRAM/SYSTEM				MPO Area	
UPC:	119219	#SMART22 WESTERN BRANCH RAILS TO TRAILS PHASE 2	Urban				Hampton Roads	
Street Name:	Gum Road		Start (CY)		Budget	Expenditure		
Jurisdiction:	Chesapeake		PE	2026	\$464	\$0		
Description:	FROM: Chesapeake City Line TO: Taylor Rd.		RW	2028	\$264	\$0		
Scope:	Facilities for Pedestrians and Bicycles		CN	2029	\$1,847	\$0		
			Total		\$2,576	\$0		
Service Area / Fund	Previous	FY2023	FY2024	FY2025	FY2026	FY2027	FY2028	Total
District Grant Program								
State	\$0	\$0	\$0	\$0	\$1,300	\$1,276	\$0	\$2,576

ROUTE:	0911	PROJECT NAME (NEW)	PROGRAM/SYSTEM				MPO Area	
UPC:	121098	PUNGO FERRY ROAD IMPROVEMENTS	Urban				Hampton Roads	
Jurisdiction:	Virginia Beach		Start (CY)		Budget	Expenditure		
Description:	FROM: Blackwater Road TO: west side of the Pungo Ferry Rd Bridge approach		PE	2024	\$1,150	\$0		
Scope:	Reconstruction w/o Added Capacity		RW	2026	\$575	\$0		
			CN	2027	\$9,775	\$0		
			Total		\$11,500	\$0		
Service Area / Fund	Previous	FY2023	FY2024	FY2025	FY2026	FY2027	FY2028	Total
Revenue Sharing								
State	\$0	\$0	\$0	\$250	\$250	\$0	\$0	\$500
Local	\$0	\$0	\$0	\$250	\$250	\$0	\$0	\$500
TOTAL	\$0	\$0	\$0	\$500	\$500	\$0	\$0	\$1,000

ROUTE:	0917	PROJECT NAME	PROGRAM/SYSTEM				MPO Area	
UPC:	119269	CENTERVILLE TURNPIKE/ELBOW ROAD INTERSECTION IMPROVEMENTS	Urban				Hampton Roads	
Street Name:	Centerville Turnpike/ElbowRoad		Start (CY)		Budget	Expenditure		
Jurisdiction:	Chesapeake		PE	2027	\$308	\$0		
Description:	FROM: Centerville Turnpike/Elbow Road Intersection TO: Centerville Turnpike/Elbow Road Intersection (0.0100 MI)		RW	2030	\$1,000	\$0		
Scope:	Traffic Management/Engineering		CN	2030	\$3,542	\$0		
			Total		\$4,850	\$0		
Service Area / Fund	Previous	FY2023	FY2024	FY2025	FY2026	FY2027	FY2028	Total
Specialized State and Federal								
MPO CMAQ	\$0	\$0	\$0	\$0	\$0	\$308	\$1,000	\$1,308

ROUTE: 0939		PROJECT NAME				PROGRAM/SYSTEM		MPO Area	
UPC:	118374	#SGR21LB-Indian Crk over Indian Crk-Bridge Repl-FED ID 21799				Urban		Hampton Roads	
Street Name:	Indian Creek					Start (CY)	Budget	Expenditure	
Jurisdiction:	Chesapeake					PE	2022	\$567	\$0
Description:	FROM: Indian River Creek TO: Indian River Creek (0.1700 MI)					RW	2024	\$150	\$0
Scope:	Bridge Replacement w/o Added Capacity					CN	2025	\$2,863	\$0
						Total		\$3,580	\$0
Service Area / Fund	Previous	FY2023	FY2024	FY2025	FY2026	FY2027	FY2028	Total	
State of Good Repair									
Federal	\$0	\$0	\$1,000	\$0	\$0	\$0	\$0	\$0	\$1,000
State	\$200	\$380	\$500	\$1,500	\$0	\$0	\$0	\$0	\$2,580
TOTAL	\$200	\$380	\$1,500	\$1,500	\$0	\$0	\$0	\$0	\$3,580

ROUTE: 0949		PROJECT NAME				PROGRAM/SYSTEM		MPO Area	
UPC:	117139	Twin Pines Road Widening- Swanonoa to Sunset				Urban		Hampton Roads	
Street Name:	Twin Pines Road					Start (CY)	Budget	Expenditure	
Jurisdiction:	Portsmouth					PE	2025	\$115	\$0
Description:	FROM: Swannanoa Drive TO: Sunset Point (0.4400 MI)					RW			
Scope:	Reconstruction w/o Added Capacity					CN	2027	\$1,685	\$0
						Total		\$1,800	\$0
Service Area / Fund	Previous	FY2023	FY2024	FY2025	FY2026	FY2027	FY2028	Total	
Revenue Sharing									
State	\$58	\$200	\$600	\$0	\$0	\$0	\$0	\$0	\$858
Local	\$58	\$200	\$600	\$0	\$0	\$0	\$0	\$0	\$858
TOTAL	\$115	\$400	\$1,200	\$0	\$0	\$0	\$0	\$0	\$1,715

ROUTE: 0949		PROJECT NAME				PROGRAM/SYSTEM		MPO Area	
UPC:	117140	Hoffler Creek Parkway Active Transportation Improvements				Urban		Hampton Roads	
Street Name:	Hoffler Creek Parkway					Start (CY)	Budget	Expenditure	
Jurisdiction:	Portsmouth					PE	2025	\$60	\$0
Description:	FROM: Twin Pines Road TO: Long Point Boulevard (0.4200 MI)					RW			
Scope:	Facilities for Pedestrians and Bicycles					CN	2027	\$540	\$0
						Total		\$600	\$0
Service Area / Fund	Previous	FY2023	FY2024	FY2025	FY2026	FY2027	FY2028	Total	
Revenue Sharing									
State	\$30	\$270	\$0	\$0	\$0	\$0	\$0	\$0	\$300
Local	\$30	\$270	\$0	\$0	\$0	\$0	\$0	\$0	\$300
TOTAL	\$60	\$540	\$0	\$0	\$0	\$0	\$0	\$0	\$600

ROUTE: 0949		PROJECT NAME (NEW)				PROGRAM/SYSTEM		MPO Area	
UPC:	121778	#BF NORFOLK ROBIN HOOD ROAD OVERLAY & REPAIR (20767)				Urban		Hampton Roads	
Jurisdiction:	Norfolk					Start (CY)	Budget	Expenditure	
Description:	FROM: Miller Store Road TO: Alameda Avenue					PE	2022	\$200	\$0
Scope:	Reconstruction w/o Added Capacity					RW		\$0	\$0
						CN	2025	\$800	\$0
						Total		\$1,000	\$0
Service Area / Fund	Previous	FY2023	FY2024	FY2025	FY2026	FY2027	FY2028	Total	
Specialized State and Federal									
Federal	\$0	\$0	\$1,000	\$0	\$0	\$0	\$0	\$0	\$1,000

ROUTE: 0953	PROJECT NAME (NEW)				PROGRAM/SYSTEM		MPO Area		
UPC: 121104	CHESAPEAKE TRAIL PH2- DORDON TO TAYLOR				Enhancement		Hampton Roads		
Street Name:	Chesapeake Trail						Start (CY)	Budget	Expenditure
Jurisdiction:	Chesapeake				PE	2022	\$63	\$0	
Description:	FROM: Dordon Street TO: Taylor Road (2.6000 MI)				RW	2024	\$415	\$0	
Scope:	Facilities for Pedestrians and Bicycles				CN	2025	\$520	\$0	
					Total		\$998	\$0	
Service Area / Fund	Previous	FY2023	FY2024	FY2025	FY2026	FY2027	FY2028	Total	
Specialized State and Federal									
Federal	\$0	\$25	\$558	\$0	\$0	\$0	\$0	\$583	
Other Funds									
Other	\$269	\$6	\$139	\$0	\$0	\$0	\$0	\$415	
TOTAL	\$269	\$31	\$697	\$0	\$0	\$0	\$0	\$998	

ROUTE: 0953	PROJECT NAME (NEW)				PROGRAM/SYSTEM		MPO Area		
UPC: 121107	CHESAPEAKE TRAIL PH3 - TAYLOR TO SUFFOLK				Enhancement		Hampton Roads		
Street Name:	Chesapeake Trail						Start (CY)	Budget	Expenditure
Jurisdiction:	Chesapeake				PE	2022	\$221	\$0	
Description:	FROM: Suffolk City Line TO: Taylor Road (1.0000 MI)				RW	2025	\$288	\$0	
Scope:	Facilities for Pedestrians and Bicycles				CN	2025	\$2,101	\$0	
					Total		\$2,610	\$0	
Service Area / Fund	Previous	FY2023	FY2024	FY2025	FY2026	FY2027	FY2028	Total	
Specialized State and Federal									
Federal	\$0	\$25	\$381	\$0	\$0	\$0	\$0	\$406	
Other Funds									
Other	\$2,102	\$6	\$95	\$0	\$0	\$0	\$0	\$2,204	
TOTAL	\$2,102	\$31	\$477	\$0	\$0	\$0	\$0	\$2,610	

ROUTE: 0963	PROJECT NAME (NEW)				PROGRAM/SYSTEM		MPO Area		
UPC: 120908	CHESAPEAKE BLVD & SHEPPARD AVE INTERSECTION IMPROVEMENTS				Urban		Hampton Roads		
Jurisdiction:	Norfolk						Start (CY)	Budget	Expenditure
Description:	FROM: 200' north of Sheppard Avenue TO: 25' south of Sheppard Avenue				PE	2027	\$507	\$0	
Scope:	Reconstruction w/ Added Capacity				RW	2029	\$11	\$0	
					CN	2030	\$1,404	\$0	
					Total		\$1,922	\$0	
Service Area / Fund	Previous	FY2023	FY2024	FY2025	FY2026	FY2027	FY2028	Total	
Revenue Sharing									
State	\$0	\$0	\$0	\$360	\$400	\$0	\$0	\$760	
Local	\$0	\$0	\$0	\$360	\$400	\$0	\$0	\$760	
TOTAL	\$0	\$0	\$0	\$721	\$800	\$0	\$0	\$1,521	

ROUTE: 0965	PROJECT NAME				PROGRAM/SYSTEM		MPO Area		
UPC: 113820	Harpersville Road Sidewalk				Urban		Hampton Roads		
Street Name:	Harpersville Road						Start (CY)	Budget	Expenditure
Jurisdiction:	Newport News				PE	2021	\$75	\$2	
Description:	FROM: Bayberry Drive TO: Daphia Circle				RW	2023	\$100	\$0	
Scope:	Facilities for Pedestrians and Bicycles				CN	2024	\$1,098	\$0	
					Total		\$1,273	\$2	
Service Area / Fund	Previous	FY2023	FY2024	FY2025	FY2026	FY2027	FY2028	Total	
VA Safety Funds									
Federal	\$75	\$100	\$768	\$329	\$0	\$0	\$0	\$1,273	

ROUTE: 0985	PROJECT NAME				PROGRAM/SYSTEM		MPO Area			
UPC: 119212	#SMART22 N KING ST CORRIDOR IMPROVEMENTS SEGMENT 5				Urban		Hampton Roads			
Street Name:	N King Street						Start (CY)	Budget	Expenditure	
Jurisdiction:	Hampton						PE	2025	\$566	\$0
Description:	FROM: Quash Street TO: Old Fox Hill Road (0.7150 MI)						RW	2028	\$160	\$0
Scope:	Facilities for Pedestrians and Bicycles						CN	2028	\$4,293	\$0
							Total		\$5,019	\$0
Service Area / Fund	Previous	FY2023	FY2024	FY2025	FY2026	FY2027	FY2028	Total		
District Grant Program										
State	\$0	\$0	\$0	\$0	\$2,519	\$2,500	\$0	\$5,019		

ROUTE: 1018	PROJECT NAME (NEW)				PROGRAM/SYSTEM		MPO Area			
UPC: 121094	RIVER RD SIDEWALK & MERCURY BLVD INTERSECTION IMPROVEMENTS				Urban		Hampton Roads			
Jurisdiction:	Newport News						Start (CY)	Budget	Expenditure	
Description:	FROM: 75th Street TO: Hornet Circle						PE	2026	\$454	\$0
Scope:	Facilities for Pedestrians and Bicycles						RW	2028	\$499	\$0
							CN	2029	\$2,249	\$0
							Total		\$3,202	\$0
Service Area / Fund	Previous	FY2023	FY2024	FY2025	FY2026	FY2027	FY2028	Total		
Revenue Sharing										
State	\$0	\$0	\$0	\$300	\$491	\$0	\$0	\$791		
Local	\$0	\$0	\$0	\$300	\$491	\$0	\$0	\$791		
TOTAL	\$0	\$0	\$0	\$600	\$982	\$0	\$0	\$1,582		

ROUTE: 1032	PROJECT NAME (NEW)				PROGRAM/SYSTEM		MPO Area			
UPC: 121097	HUNTINGTON PEDESTRIAN IMPROVEMENTS				Urban		Hampton Roads			
Jurisdiction:	Newport News						Start (CY)	Budget	Expenditure	
Description:	FROM: 23rd St TO: 50th St						PE	2026	\$531	\$0
Scope:	Facilities for Pedestrians and Bicycles						RW	2028	\$238	\$0
							CN	2029	\$3,914	\$0
							Total		\$4,683	\$0
Service Area / Fund	Previous	FY2023	FY2024	FY2025	FY2026	FY2027	FY2028	Total		
Revenue Sharing										
State	\$0	\$0	\$0	\$500	\$561	\$0	\$0	\$1,061		
Local	\$0	\$0	\$0	\$500	\$561	\$0	\$0	\$1,061		
TOTAL	\$0	\$0	\$0	\$1,000	\$1,123	\$0	\$0	\$2,123		

ROUTE: 1032	PROJECT NAME (NEW)				PROGRAM/SYSTEM		MPO Area			
UPC: 121105	WASHINGTON AVE & 25TH PED IMPROVEMENTS				Enhancement		Hampton Roads			
Jurisdiction:	Newport News						Start (CY)	Budget	Expenditure	
Description:	FROM: 28th St at Washington St TO: 25th St from West Ave to Huntington Ave						PE	2023	\$118	\$0
Scope:	Facilities for Pedestrians and Bicycles						RW	2026	\$25	\$0
							CN	2026	\$2,095	\$0
							Total		\$2,238	\$0
Service Area / Fund	Previous	FY2023	FY2024	FY2025	FY2026	FY2027	FY2028	Total		
Specialized State and Federal										
MPO TAP	\$0	\$1,000	\$0	\$0	\$0	\$0	\$0	\$1,000		
Other Funds										
Other	\$988	\$250	\$0	\$0	\$0	\$0	\$0	\$1,238		
TOTAL	\$988	\$1,250	\$0	\$0	\$0	\$0	\$0	\$2,238		

ROUTE: 1108	PROJECT NAME (NEW)				PROGRAM/SYSTEM	MPO Area		
UPC: 121634	#BF CHESAPEAKE LAND OF PROMISE RD REPLACEMENT (FED ID 21798)				Secondary	Hampton Roads		
Jurisdiction: Chesapeake						Start (CY)	Budget	Expenditure
Description: FROM: Over Pocaty Creek TO: Over Pocaty Creek					PE	2023	\$275	\$0
Scope: Bridge Replacement w/o Added Capacity					RW	2025	\$50	\$0
					CN	2026	\$1,675	\$0
					Total		\$2,000	\$0
Service Area / Fund	Previous	FY2023	FY2024	FY2025	FY2026	FY2027	FY2028	Total
Specialized State and Federal								
Federal	\$0	\$2,000	\$0	\$0	\$0	\$0	\$0	\$2,000

ROUTE: 1150	PROJECT NAME (NEW)				PROGRAM/SYSTEM	MPO Area		
UPC: 120913	VIRGINIA BEACH BLVD & MERRIMAC AVE SIGNAL IMPROVEMENT				Urban	Hampton Roads		
Jurisdiction: Norfolk						Start (CY)	Budget	Expenditure
Description: FROM: 45' west of Merrimac Avenue TO: 45' east of Merrimac Avenue					PE	2027	\$380	\$0
Scope: Traffic Management/Engineering					RW	2029	\$25	\$0
					CN	2030	\$1,117	\$0
					Total		\$1,523	\$0
Service Area / Fund	Previous	FY2023	FY2024	FY2025	FY2026	FY2027	FY2028	Total
Revenue Sharing								
State	\$0	\$0	\$0	\$300	\$302	\$0	\$0	\$602
Local	\$0	\$0	\$0	\$300	\$302	\$0	\$0	\$602
TOTAL	\$0	\$0	\$0	\$600	\$605	\$0	\$0	\$1,205

ROUTE: 1545	PROJECT NAME				PROGRAM/SYSTEM	MPO Area		
UPC: 117128	Villa Way Sidewalk				Urban	Hampton Roads		
Street Name: Villa Way						Start (CY)	Budget	Expenditure
Jurisdiction: York County					PE	2025	\$122	\$0
Description: FROM: Yorktown Road (Route 706) TO: .06 mile north of McDonald Circle (Route 1459) (0.5000 MI)					RW	2027	\$104	\$0
Scope: Facilities for Pedestrians and Bicycles					CN	2028	\$224	\$0
					Total		\$450	\$0
Service Area / Fund	Previous	FY2023	FY2024	FY2025	FY2026	FY2027	FY2028	Total
Revenue Sharing								
State	\$61	\$64	\$100	\$0	\$0	\$0	\$0	\$225
Local	\$61	\$64	\$100	\$0	\$0	\$0	\$0	\$225
TOTAL	\$122	\$128	\$200	\$0	\$0	\$0	\$0	\$450

ROUTE: 7006	PROJECT NAME				PROGRAM/SYSTEM	MPO Area		
UPC: 109801	#HB2.FY17 Peninsula Regional Park and Ride Enhancement				Transit	Hampton Roads		
Jurisdiction: Newport News						Start (CY)	Budget	Expenditure
Description: FROM: Hampton Transit Facility TO: Newport News Transit Facility					PE	2017	\$0	\$0
Scope: Transit					RW		\$0	\$0
					CN	2020	\$4,662	\$1,480
					Total		\$4,662	\$1,480
Service Area / Fund	Previous	FY2023	FY2024	FY2025	FY2026	FY2027	FY2028	Total
High Priority Projects								
State	\$3,500	\$0	\$0	\$0	\$0	\$0	\$0	\$3,500
Other Funds								
Other	\$1,162	\$0	\$0	\$0	\$0	\$0	\$0	\$1,162
TOTAL	\$4,662	\$0	\$0	\$0	\$0	\$0	\$0	\$4,662

ROUTE: 7081		PROJECT NAME				PROGRAM/SYSTEM		MPO Area	
UPC:	111018	#SMART18 - IRONBOUND ROAD IMPROVEMENTS - PHASE 2				Urban		Hampton Roads	
Street Name:	Ironbound Rd (UR-7081)					Start (CY)	Budget	Expenditure	
Jurisdiction:	Williamsburg					PE	2021	\$310	\$2
Description:	FROM: Treyburn Rd. TO: Richmond Rd. (0.5000 MI)					RW	2024	\$469	\$0
Scope:	Reconstruction w/ Added Capacity					CN	2025	\$1,144	\$0
						Total		\$1,923	\$2
Service Area / Fund	Previous	FY2023	FY2024	FY2025	FY2026	FY2027	FY2028	Total	
District Grant Program									
State	\$310	\$1,613	\$0	\$0	\$0	\$0	\$0	\$0	\$1,923

ROUTE: 7081		PROJECT NAME				PROGRAM/SYSTEM		MPO Area	
UPC:	111020	#SMART18 - IRONBOUND ROAD IMPROVEMENTS - PHASE 3				Urban		Hampton Roads	
Street Name:	Ironbound Rd (UR-7081)					Start (CY)	Budget	Expenditure	
Jurisdiction:	Williamsburg					PE	2021	\$452	\$1
Description:	FROM: Treyburn Drive TO: DePue Drive (1.0000 MI)					RW	2022	\$1,117	\$0
Scope:	Reconstruction w/ Added Capacity					CN	2023	\$1,744	\$0
						Total		\$3,312	\$1
Service Area / Fund	Previous	FY2023	FY2024	FY2025	FY2026	FY2027	FY2028	Total	
District Grant Program									
State	\$452	\$0	\$1,117	\$1,744	\$0	\$0	\$0	\$0	\$3,312

ROUTE: 8540		PROJECT NAME				PROGRAM/SYSTEM		MPO Area	
UPC:	119214	#SMART22 GREENWOOD PARK & RIDE LOT				Other		Hampton Roads	
Street Name:	Greenwood Drive					Start (CY)	Budget	Expenditure	
Jurisdiction:	Portsmouth					PE	2025	\$555	\$0
Description:	FROM: At 4690 Greenwood Drive TO: At 4690 Greenwood Drive					RW			
Scope:	Other					CN	2028	\$5,852	\$0
						Total		\$6,408	\$0
Service Area / Fund	Previous	FY2023	FY2024	FY2025	FY2026	FY2027	FY2028	Total	
District Grant Program									
State	\$0	\$0	\$0	\$0	\$3,408	\$3,000	\$0	\$0	\$6,408

ROUTE: 8575		PROJECT NAME				PROGRAM/SYSTEM		MPO Area	
UPC:	117138	St. Paul's Roadway Improvements (Phase I)				Urban		Hampton Roads	
Street Name:	Church Street					Start (CY)	Budget	Expenditure	
Jurisdiction:	Norfolk					PE	2021	\$959	\$20
Description:	FROM: Brambleton Avenue TO: St. Paul's Boulevard (0.4020 MI)					RW			
Scope:	Reconstruction w/ Added Capacity					CN	2021	\$15,327	\$1
						Total		\$16,286	\$21
Service Area / Fund	Previous	FY2023	FY2024	FY2025	FY2026	FY2027	FY2028	Total	
Revenue Sharing									
State	\$500	\$2,416	\$1,853	\$0	\$0	\$0	\$0	\$0	\$4,769
Local	\$500	\$2,416	\$1,853	\$0	\$0	\$0	\$0	\$0	\$4,769
Other Funds									
Other	\$6,748	\$0	\$0	\$0	\$0	\$0	\$0	\$0	\$6,748
TOTAL	\$7,748	\$4,833	\$3,705	\$0	\$0	\$0	\$0	\$0	\$16,286

ROUTE: 8663	PROJECT NAME		PROGRAM/SYSTEM				MPO Area	
UPC: 117129	Johnstown Road Widening		Urban				Hampton Roads	
Street Name:	Johnstown Road		Start (CY)		Budget	Expenditure		
Jurisdiction:	Chesapeake		PE	2022	\$2,040	\$0		
Description:	FROM: Benefit Rd. TO: Elaine St. (3.0200 MI)		RW	2024	\$3,570	\$0		
Scope:	Reconstruction w/o Added Capacity		CN	2025	\$16,890	\$0		
			Total		\$22,500	\$0		
Service Area / Fund	Previous	FY2023	FY2024	FY2025	FY2026	FY2027	FY2028	Total
Revenue Sharing								
State	\$1,402	\$2,000	\$5,077	\$750	\$771	\$0	\$0	\$10,000
Local	\$1,402	\$2,000	\$5,077	\$750	\$771	\$0	\$0	\$10,000
TOTAL	\$2,804	\$4,000	\$10,153	\$1,500	\$1,543	\$0	\$0	\$20,000

ROUTE: 8761	PROJECT NAME		PROGRAM/SYSTEM				MPO Area	
UPC: 119211	#SMART22 PORTSMOUTH TRANSIT STATION		Other				Hampton Roads	
Street Name:	Court Street		Start (CY)		Budget	Expenditure		
Jurisdiction:	Portsmouth		PE	2025	\$328	\$0		
Description:	FROM: At Intersection of Bart and Court Streets TO: At Intersection of Bart and Court Streets		RW					
Scope:	Transit		CN	2028	\$3,744	\$0		
			Total		\$4,073	\$0		
Service Area / Fund	Previous	FY2023	FY2024	FY2025	FY2026	FY2027	FY2028	Total
District Grant Program								
State	\$0	\$0	\$0	\$0	\$2,073	\$2,000	\$0	\$4,073

ROUTE: 9031	PROJECT NAME (NEW)		PROGRAM/SYSTEM				MPO Area	
UPC: 121089	NETTLES DR PEDESTRIAN IMPROVEMENTS		Urban				Hampton Roads	
Jurisdiction:	Newport News		Start (CY)		Budget	Expenditure		
Description:	FROM: Menchville TO: Oyster Point Rd		PE	2026	\$308	\$0		
Scope:	Facilities for Pedestrians and Bicycles		RW	2028	\$122	\$0		
			CN	2029	\$1,323	\$0		
			Total		\$1,753	\$0		
Service Area / Fund	Previous	FY2023	FY2024	FY2025	FY2026	FY2027	FY2028	Total
Revenue Sharing								
State	\$0	\$0	\$0	\$100	\$297	\$0	\$0	\$397
Local	\$0	\$0	\$0	\$100	\$297	\$0	\$0	\$397
TOTAL	\$0	\$0	\$0	\$200	\$593	\$0	\$0	\$793

ROUTE: 9999	PROJECT NAME		PROGRAM/SYSTEM				MPO Area	
UPC: T24778	HREL Toll Integration - Systems Integrator - HRTAC		Interstate				Hampton Roads	
Street Name:	I64		Start (CY)		Budget	Expenditure		
Jurisdiction:	Multi-jurisdictional: Hampton Roads MPO							
Description:								
Scope:	Other							
Service Area / Fund	Previous	FY2023	FY2024	FY2025	FY2026	FY2027	FY2028	Total
Other Funds								
HRTAC	\$13,000	\$10,873	\$10,000	\$5,283	\$0	\$0	\$0	\$39,156

ROUTE: 9999	PROJECT NAME		PROGRAM/SYSTEM				MPO Area	
UPC: T21763	HAMPTON DGP DEALLOCATION BALANCE ENTRY		Other				NonMPO	
Jurisdiction: Hampton Roads District-wide								
Description:								
Scope:								
Service Area / Fund	Previous	FY2023	FY2024	FY2025	FY2026	FY2027	FY2028	Total
District Grant Program								
Federal	\$158	\$0	\$0	\$0	\$0	\$0	\$0	\$158
State	\$578	\$0	\$0	\$0	\$0	\$0	\$0	\$578
TOTAL	\$736	\$0	\$0	\$0	\$0	\$0	\$0	\$736

ROUTE: 9999	PROJECT NAME		PROGRAM/SYSTEM				MPO Area	
UPC: T15986	#HB2.FY17 HIGHWAY CONST DISTRICT GRANT PRGM - HAMPTON		Other				NonMPO	
Jurisdiction: Hampton Roads District-wide								
Description:								
Scope:								
Service Area / Fund	Previous	FY2023	FY2024	FY2025	FY2026	FY2027	FY2028	Total
District Grant Program								
Federal	\$0	\$0	\$0	\$0	\$0	\$0	\$42,694	\$42,694
State	\$0	\$0	\$3,936	\$12,665	\$18,890	\$21,107	\$14,848	\$71,446
TOTAL	\$0	\$0	\$3,936	\$12,665	\$18,890	\$21,107	\$57,542	\$114,139

ROUTE: 9999	PROJECT NAME		PROGRAM/SYSTEM				MPO Area	
UPC: T13919	#SGR Hampton Roads-VDOT SGR Bridge-Balance Entry		Other				NonMPO	
Jurisdiction: Hampton Roads District-wide								
Description: FROM: various TO: various								
Scope: Other								
Service Area / Fund	Previous	FY2023	FY2024	FY2025	FY2026	FY2027	FY2028	Total
State of Good Repair								
State	\$483	\$0	\$0	\$0	\$0	\$0	\$1,469	\$1,952

ROUTE: 9999	PROJECT NAME		PROGRAM/SYSTEM				MPO Area	
UPC: T13509	#SGR Hampton Roads-VDOT SGR Paving-Balance Entry		Other				NonMPO	
Jurisdiction: Hampton Roads District-wide								
Description: FROM: Various TO: Various								
Scope: Other								
Service Area / Fund	Previous	FY2023	FY2024	FY2025	FY2026	FY2027	FY2028	Total
State of Good Repair								
State	\$957	\$4,334	\$7,915	\$8,596	\$8,528	\$8,405	\$8,416	\$47,151

ROUTE: 9999	PROJECT NAME				PROGRAM/SYSTEM		MPO Area	
UPC: T9588	#SGR Hampton Roads-Local SGR Bridge-Balance Entry				Other		NonMPO	
Jurisdiction: Hampton Roads District-wide								
Description:								
Scope:								
Service Area / Fund	Previous	FY2023	FY2024	FY2025	FY2026	FY2027	FY2028	Total
State of Good Repair								
Federal	\$0	\$0	\$988	\$0	\$8,000	\$8,000	\$15,000	\$31,988
State	\$11,284	\$5,428	\$3,335	\$4,692	\$9,056	\$5,436	\$1,832	\$41,064
TOTAL	\$11,284	\$5,428	\$4,323	\$4,692	\$17,056	\$13,436	\$16,832	\$73,052

ROUTE: 9999	PROJECT NAME				PROGRAM/SYSTEM		MPO Area	
UPC: T9587	#SGR Hampton Roads-Local SGR Paving-Balance Entry				Other		NonMPO	
Jurisdiction: Hampton Roads District-wide								
Description:								
Scope:								
Service Area / Fund	Previous	FY2023	FY2024	FY2025	FY2026	FY2027	FY2028	Total
State of Good Repair								
Federal	\$0	\$0	\$0	\$0	\$0	\$0	\$15,000	\$15,000
State	\$0	\$15,768	\$18,265	\$19,837	\$19,680	\$19,396	\$4,421	\$97,369
TOTAL	\$0	\$15,768	\$18,265	\$19,837	\$19,680	\$19,396	\$19,421	\$112,369

ROUTE: 9999	PROJECT NAME				PROGRAM/SYSTEM		MPO Area		
UPC: T9093	Regional Fixed Guideway Studies & ROW				Transit		Hampton Roads		
Jurisdiction: HRT - DRPT									
Description:									
Scope: Transit									
						Start (CY)	Budget	Expenditure	
						PE	2010	\$30,913	\$0
						RW			
						CN			
						Total		\$30,913	\$0
Service Area / Fund	Previous	FY2023	FY2024	FY2025	FY2026	FY2027	FY2028	Total	
Specialized State and Federal									
MPO RSTP	\$25,631	\$6,000	\$0	\$0	\$0	\$0	\$0	\$31,631	

ROUTE: 9999	PROJECT NAME				PROGRAM/SYSTEM		MPO Area		
UPC: 4483	#HB2.FY17 ATKINSON BLVD - 4 LANES				Urban		Hampton Roads		
Street Name:	ATKINSON BLVD.						Start (CY)	Budget	Expenditure
Jurisdiction:	Newport News				PE	1987	\$5,693	\$5,693	
Description:	FROM: WARWICK BOULEVARD (ROUTE 60) TO: JEFFERSON AVENUE (ROUTE 143) (1.2000 MI)				RW	2016	\$1,389	\$695	
Scope:	New Construction Roadway				CN	2017	\$60,537	\$56,232	
					Total		\$67,619	\$62,619	
Service Area / Fund	Previous	FY2023	FY2024	FY2025	FY2026	FY2027	FY2028	Total	
District Grant Program									
Federal	\$506	\$0	\$0	\$0	\$0	\$0	\$0	\$506	
State	\$7,195	\$0	\$0	\$0	\$0	\$0	\$0	\$7,195	
Specialized State and Federal									
Match	\$400	\$0	\$0	\$0	\$0	\$0	\$0	\$400	
MPO RSTP	\$49,762	\$0	\$0	\$0	\$0	\$0	\$0	\$49,762	
Local	\$1	\$0	\$0	\$0	\$0	\$0	\$0	\$1	
Legacy CN Formula									
Federal	\$800	\$0	\$0	\$0	\$0	\$0	\$0	\$800	
Match	\$220	\$0	\$0	\$0	\$0	\$0	\$0	\$220	
Revenue Sharing									
State	\$4,750	\$0	\$0	\$0	\$0	\$0	\$0	\$4,750	
Local	\$4,750	\$0	\$0	\$0	\$0	\$0	\$0	\$4,750	
TOTAL	\$68,384	\$0	\$0	\$0	\$0	\$0	\$0	\$68,384	

ROUTE: 9999	PROJECT NAME				PROGRAM/SYSTEM		MPO Area		
UPC: 15828	Elbow Road Phase 2B				Urban		Hampton Roads		
REPORT NOTE: Balance to be provided by locality									
Street Name:	ELBOW ROAD						Start (CY)	Budget	Expenditure
Jurisdiction:	Virginia Beach				PE	1996	\$7,903	\$3,743	
Description:	FROM: Margaret Drive/Meadow Crest Way TO: Chesapeake City Line (1.2000 MI)				RW	2006	\$5,500	\$1,610	
Scope:	New Construction Roadway				CN	2023	\$37,880	\$0	
					Total		\$51,283	\$5,352	
Service Area / Fund	Previous	FY2023	FY2024	FY2025	FY2026	FY2027	FY2028	Total	
Specialized State and Federal									
Federal	\$592	\$0	\$0	\$0	\$0	\$0	\$0	\$592	
Match	\$455	\$0	\$0	\$0	\$0	\$0	\$0	\$455	
MPO RSTP	\$14,492	\$0	\$0	\$0	\$0	\$0	\$0	\$14,492	
Legacy CN Formula									
Federal	\$3,052	\$0	\$0	\$0	\$0	\$0	\$0	\$3,052	
Revenue Sharing									
State	\$2,719	\$1,000	\$5,281	\$0	\$0	\$0	\$0	\$9,000	
Local	\$2,719	\$1,000	\$5,281	\$0	\$0	\$0	\$0	\$9,000	
Other Funds									
Other	\$12,734	\$0	\$0	\$0	\$0	\$0	\$0	\$12,734	
TOTAL	\$36,763	\$2,000	\$10,562	\$0	\$0	\$0	\$0	\$49,325	

ROUTE: 9999		PROJECT NAME				PROGRAM/SYSTEM		MPO Area	
UPC: 15829		#HB2.FY17 INDIAN RIVER ROAD Ph 7A				Urban		Hampton Roads	
REPORT NOTE: Balance to be addressed at CN advertisement									
Street Name: INDIAN RIVER ROAD						Start (CY)		Budget	Expenditure
Jurisdiction: Virginia Beach						PE	1996	\$5,172	\$4,130
Description: FROM: LYNNHAVEN PARKWAY TO: ELBOW ROAD (2.2000 KM)						RW	2006	\$12,550	\$2,944
Scope: Reconstruction w/ Added Capacity						CN	2023	\$36,743	\$0
						Total		\$54,465	\$7,074
Service Area / Fund	Previous	FY2023	FY2024	FY2025	FY2026	FY2027	FY2028	Total	
High Priority Projects									
GARVEE	\$3,098	\$0	\$0	\$0	\$0	\$0	\$0	\$3,098	
District Grant Program									
GARVEE	\$16,902	\$0	\$0	\$0	\$0	\$0	\$0	\$16,902	
Legacy CN Formula									
Federal	\$3,275	\$0	\$0	\$0	\$0	\$0	\$0	\$3,275	
State	\$1,824	\$0	\$0	\$0	\$0	\$0	\$0	\$1,824	
Other Funds									
Other	\$31,004	\$0	\$0	\$0	\$0	\$0	\$0	\$31,004	
TOTAL	\$56,103	\$0	\$0	\$0	\$0	\$0	\$0	\$56,103	

ROUTE: 9999		PROJECT NAME				PROGRAM/SYSTEM		MPO Area	
UPC: 59766		CONSTRUCT PEDESTRIAN/BICYCLE TRAIL ALONG MADDOX BLVD.				Enhancement		NonMPO	
						Start (CY)		Budget	Expenditure
Jurisdiction: Chincoteague						PE	2002	\$389	\$352
Description:						RW	2002	\$204	\$204
Scope: Landscaping/Beautification						CN	2003	\$1,955	\$1,322
						Total		\$2,547	\$1,878
Service Area / Fund	Previous	FY2023	FY2024	FY2025	FY2026	FY2027	FY2028	Total	
Specialized State and Federal									
Federal	\$1,763	\$0	\$0	\$0	\$0	\$0	\$0	\$1,763	
Local	\$6	\$0	\$0	\$0	\$0	\$0	\$0	\$6	
Legacy CN Formula									
State	\$35	\$0	\$0	\$0	\$0	\$0	\$0	\$35	
Other Funds									
Other	\$260	\$0	\$0	\$0	\$0	\$0	\$0	\$260	
TOTAL	\$2,064	\$0	\$0	\$0	\$0	\$0	\$0	\$2,064	

ROUTE: 9999		PROJECT NAME				PROGRAM/SYSTEM		MPO Area	
UPC: 99571		Project Prescoping - Hampton				Other		NonMPO	
Street Name: Various									
Jurisdiction: Hampton Roads District-wide									
Description: FROM: Various TO: Various									
Scope: Preliminary Engineering									
Service Area / Fund	Previous	FY2023	FY2024	FY2025	FY2026	FY2027	FY2028	Total	
Research & Planning									
State	\$29,802	\$2,279	\$0	\$0	\$0	\$0	\$0	\$32,082	

ROUTE: 9999		PROJECT NAME				PROGRAM/SYSTEM		MPO Area	
UPC: 103005		Centerville Turnpike Widening Phase 2				Urban		Hampton Roads	
REPORT NOTE: Balance to be addressed at CN advertisement									
Street Name: Centerville Turnpike						Start (CY)		Budget	Expenditure
Jurisdiction: Virginia Beach						PE	2013	\$2,781	\$925
Description: FROM: Kempsville Road TO: Indian River Road (1.8300 MI)						RW	2015	\$11,178	\$670
Scope: Reconstruction w/ Added Capacity						CN	2024	\$28,948	\$0
						Total		\$42,907	\$1,595
Service Area / Fund	Previous	FY2023	FY2024	FY2025	FY2026	FY2027	FY2028	Total	
Specialized State and Federal									
Federal	\$1,422	\$0	\$0	\$0	\$0	\$0	\$0	\$1,422	
MPO RSTP	\$12,990	\$0	\$0	\$0	\$0	\$0	\$0	\$12,990	
Legacy CN Formula									
State	\$2,000	\$0	\$0	\$0	\$0	\$0	\$0	\$2,000	
Revenue Sharing									
State	\$2,249	\$2,000	\$5,751	\$0	\$0	\$0	\$0	\$10,000	
Local	\$2,249	\$2,000	\$5,751	\$0	\$0	\$0	\$0	\$10,000	
Other Funds									
Other	\$8,443	\$0	\$0	\$0	\$0	\$0	\$0	\$8,443	
TOTAL	\$29,353	\$4,000	\$11,502	\$0	\$0	\$0	\$0	\$44,855	

ROUTE: 9999		PROJECT NAME				PROGRAM/SYSTEM		MPO Area	
UPC: 103928		Green Operator Truck Replacement				Other		Hampton Roads	
Street Name: N/A						Start (CY)		Budget	Expenditure
Jurisdiction: Hampton Roads District-wide						PE	2014	\$5,042	\$3,171
Description: FROM: N/A TO: N/A						RW			
Scope: Environmental Only						CN			
						Total		\$5,042	\$3,171
Service Area / Fund	Previous	FY2023	FY2024	FY2025	FY2026	FY2027	FY2028	Total	
Specialized State and Federal									
MPO CMAQ	\$5,042	\$0	\$0	\$0	\$0	\$1,000	\$1,000	\$7,042	

ROUTE: 9999		PROJECT NAME				PROGRAM/SYSTEM		MPO Area	
UPC: 104359		Rte 58/Manning Bridge Rd Intersection Improvements				Urban		Hampton Roads	
Street Name: Manning Bridge Road						Start (CY)		Budget	Expenditure
Jurisdiction: Suffolk						PE	2013	\$450	\$178
Description: FROM: Manning Bridge Road TO: Route 58						RW	2015	\$1,025	\$547
Scope: New Construction Roadway						CN	2020	\$6,663	\$618
						Total		\$8,138	\$1,344
Service Area / Fund	Previous	FY2023	FY2024	FY2025	FY2026	FY2027	FY2028	Total	
Revenue Sharing									
State	\$1,857	\$1,936	\$255	\$0	\$0	\$0	\$0	\$4,048	
Local	\$1,857	\$1,936	\$255	\$0	\$0	\$0	\$0	\$4,048	
Other Funds									
Other	\$42	\$0	\$0	\$0	\$0	\$0	\$0	\$42	
TOTAL	\$3,755	\$3,873	\$510	\$0	\$0	\$0	\$0	\$8,138	

ROUTE: 9999		PROJECT NAME				PROGRAM/SYSTEM		MPO Area	
UPC: 105623		Rosemont Road				Urban		Hampton Roads	
Street Name: Rosemont Road						Start (CY)		Budget	Expenditure
Jurisdiction: Virginia Beach						PE	2014	\$1,315	\$451
Description: FROM: Lynnhaven Parkway TO: Dam Neck Road (1.5000 MI)						RW	2016	\$3,250	\$30
Scope: Reconstruction w/ Added Capacity						CN	2024	\$13,976	\$0
						Total		\$18,541	\$481
Service Area / Fund	Previous	FY2023	FY2024	FY2025	FY2026	FY2027	FY2028	Total	
Revenue Sharing									
State	\$904	\$2,597	\$5,500	\$0	\$0	\$0	\$0	\$9,000	
Local	\$904	\$2,597	\$5,500	\$0	\$0	\$0	\$0	\$9,000	
Other Funds									
Other	\$541	\$0	\$0	\$0	\$0	\$0	\$0	\$541	
TOTAL	\$2,348	\$5,194	\$10,999	\$0	\$0	\$0	\$0	\$18,541	

ROUTE: 9999		PROJECT NAME				PROGRAM/SYSTEM		MPO Area	
UPC: 105625		Campbell Road Reconstruction				Urban		Hampton Roads	
Street Name: Campbell Road						Start (CY)		Budget	Expenditure
Jurisdiction: Newport News						PE	2015	\$802	\$401
Description: FROM: Warwick Boulevard TO: Bland Boulevard (0.5000 MI)						RW	2018	\$1,500	\$67
Scope: Reconstruction w/o Added Capacity						CN	2019	\$6,493	\$2,420
						Total		\$8,795	\$2,888
Service Area / Fund	Previous	FY2023	FY2024	FY2025	FY2026	FY2027	FY2028	Total	
Revenue Sharing									
State	\$2,485	\$2,015	\$0	\$0	\$0	\$0	\$0	\$4,500	
Local	\$2,485	\$2,015	\$0	\$0	\$0	\$0	\$0	\$4,500	
TOTAL	\$4,969	\$4,031	\$0	\$0	\$0	\$0	\$0	\$9,000	

ROUTE: 9999		PROJECT NAME				PROGRAM/SYSTEM		MPO Area	
UPC: 107058		NEWPORT NEWS CITYWIDE SIGNAL RETIMING AND UPGRADES				Urban		Hampton Roads	
Street Name: Citywide						Start (CY)		Budget	Expenditure
Jurisdiction: Newport News						PE	2022	\$280	\$0
Description: FROM: Citywide TO: Citywide						RW			
Scope: Safety						CN	2024	\$1,088	\$0
						Total		\$1,368	\$0
Service Area / Fund	Previous	FY2023	FY2024	FY2025	FY2026	FY2027	FY2028	Total	
High Priority Projects									
ITTF	\$220	\$0	\$0	\$0	\$0	\$0	\$0	\$220	
Specialized State and Federal									
MPO CMAQ	\$1,323	\$0	\$0	\$0	\$0	\$0	\$0	\$1,323	
Other Funds									
Other	\$134	\$0	\$0	\$0	\$0	\$0	\$0	\$134	
TOTAL	\$1,677	\$0	\$0	\$0	\$0	\$0	\$0	\$1,677	

ROUTE: 9999	PROJECT NAME		PROGRAM/SYSTEM				MPO Area	
UPC: 107267	Pruden Blvd/Prudence Road Intersection Improvements		Urban				Hampton Roads	
Street Name:	Pruden Boulevard		Start (CY)		Budget	Expenditure		
Jurisdiction:	Suffolk		PE	2018	\$280	\$144		
Description:	FROM: Prudence Road TO: Pruden Boulevard (0.1200 MI)		RW	2020	\$1,600	\$51		
Scope:	Reconstruction w/ Added Capacity		CN	2022	\$2,887	\$0		
			Total		\$4,767	\$195		
Service Area / Fund	Previous	FY2023	FY2024	FY2025	FY2026	FY2027	FY2028	Total
Revenue Sharing								
State	\$1,542	\$842	\$0	\$0	\$0	\$0	\$0	\$2,384
Local	\$1,542	\$842	\$0	\$0	\$0	\$0	\$0	\$2,384
TOTAL	\$3,083	\$1,684	\$0	\$0	\$0	\$0	\$0	\$4,767

ROUTE: 9999	PROJECT NAME		PROGRAM/SYSTEM				MPO Area	
UPC: 108722	Hogan Drive Ph 2		Urban				Hampton Roads	
Street Name:	Hogan Drive		Start (CY)		Budget	Expenditure		
Jurisdiction:	Newport News		PE	2017	\$1,822	\$622		
Description:	FROM: Jefferson Avenue TO: Canon Boulevard (1.0000 MI)		RW	2020	\$0	\$0		
Scope:	New Construction Roadway		CN	2020	\$9,910	\$2,188		
			Total		\$11,732	\$2,811		
Service Area / Fund	Previous	FY2023	FY2024	FY2025	FY2026	FY2027	FY2028	Total
Revenue Sharing								
State	\$1,150	\$2,500	\$2,216	\$0	\$0	\$0	\$0	\$5,866
Local	\$1,150	\$2,500	\$2,216	\$0	\$0	\$0	\$0	\$5,866
TOTAL	\$2,300	\$5,000	\$4,432	\$0	\$0	\$0	\$0	\$11,732

ROUTE: 9999	PROJECT NAME		PROGRAM/SYSTEM				MPO Area	
UPC: 108723	Habersham Area Improvements		Urban				Hampton Roads	
Street Name:	Jefferson Avenue		Start (CY)		Budget	Expenditure		
Jurisdiction:	Newport News		PE	2016	\$216	\$207		
Description:	FROM: Brick Kiln Boulevard TO: Boykin Lane (0.6600 MI)		RW	2018	\$98	\$16		
Scope:	Reconstruction w/o Added Capacity		CN	2022	\$2,371	\$0		
			Total		\$2,685	\$223		
Service Area / Fund	Previous	FY2023	FY2024	FY2025	FY2026	FY2027	FY2028	Total
Revenue Sharing								
State	\$918	\$582	\$0	\$0	\$0	\$0	\$0	\$1,500
Local	\$918	\$582	\$0	\$0	\$0	\$0	\$0	\$1,500
TOTAL	\$1,837	\$1,163	\$0	\$0	\$0	\$0	\$0	\$3,000

ROUTE: 9999	PROJECT NAME					PROGRAM/SYSTEM		MPO Area		
UPC: 108731	#HB2.FY17 Coliseum Drive Extension - Segment A					Urban		Hampton Roads		
Street Name: Coliseum Drive								Start (CY)	Budget	Expenditure
Jurisdiction: Hampton						PE	2016	\$579	\$579	
Description: FROM: Hampton Road Center Parkway TO: Butler Farm Road (0.2900 MI)						RW	2019	\$610	\$603	
Scope: New Construction Roadway						CN	2020	\$3,537	\$2,072	
						Total		\$4,726	\$3,254	
Service Area / Fund	Previous	FY2023	FY2024	FY2025	FY2026	FY2027	FY2028	Total		
District Grant Program										
State	\$2,062	\$0	\$0	\$0	\$0	\$0	\$0	\$2,062		
Revenue Sharing										
State	\$1,315	\$0	\$0	\$0	\$0	\$0	\$0	\$1,315		
Local	\$1,315	\$0	\$0	\$0	\$0	\$0	\$0	\$1,315		
Other Funds										
Other	\$34	\$0	\$0	\$0	\$0	\$0	\$0	\$34		
TOTAL	\$4,726	\$0	\$0	\$0	\$0	\$0	\$0	\$4,726		

ROUTE: 9999	PROJECT NAME					PROGRAM/SYSTEM		MPO Area		
UPC: 108982	Suffolk Transportation Operation Center					Urban		Hampton Roads		
Jurisdiction: Suffolk								Start (CY)	Budget	Expenditure
Description: FROM: Carolina Road TO: Carolina Rd						PE	2022	\$70	\$0	
Scope: Other						RW				
						CN	2023	\$2,027	\$0	
						Total		\$2,097	\$0	
Service Area / Fund	Previous	FY2023	FY2024	FY2025	FY2026	FY2027	FY2028	Total		
Specialized State and Federal										
MPO CMAQ	\$1,258	\$750	\$0	\$0	\$0	\$0	\$0	\$2,008		
Other Funds										
Other	\$89	\$0	\$0	\$0	\$0	\$0	\$0	\$89		
TOTAL	\$1,347	\$750	\$0	\$0	\$0	\$0	\$0	\$2,097		

ROUTE: 9999	PROJECT NAME					PROGRAM/SYSTEM		MPO Area		
UPC: 108983	SUFFOLK CITYWIDE SIGNAL TIMINGS AND EQUIPMENT INSTALLATION					Urban		Hampton Roads		
Jurisdiction: Suffolk								Start (CY)	Budget	Expenditure
Description: FROM: Citywide TO: Various Locations						PE	2022	\$300	\$0	
Scope: Traffic Management/Engineering						RW				
						CN	2024	\$427	\$0	
						Total		\$727	\$0	
Service Area / Fund	Previous	FY2023	FY2024	FY2025	FY2026	FY2027	FY2028	Total		
Specialized State and Federal										
MPO CMAQ	\$425	\$230	\$0	\$0	\$0	\$0	\$0	\$655		
Other Funds										
Other	\$71	\$0	\$0	\$0	\$0	\$0	\$0	\$71		
TOTAL	\$497	\$230	\$0	\$0	\$0	\$0	\$0	\$727		

ROUTE: 9999	PROJECT NAME				PROGRAM/SYSTEM		MPO Area	
UPC: 108984	#SGR18LB - Speights Spillway Bridge Replacement				Urban		Hampton Roads	
REPORT NOTE: Locally administered.								
Street Name:	Turlington Road				Start (CY)		Budget	Expenditure
Jurisdiction:	Suffolk				PE	2019	\$275	\$3
Description:	FROM: Turlington Road TO: Turlington Road (0.1000 MI)				RW	2022	\$5	\$0
Scope:	Bridge Replacement w/o Added Capacity				CN	2023	\$1,848	\$0
Total							\$2,128	\$3
Service Area / Fund	Previous	FY2023	FY2024	FY2025	FY2026	FY2027	FY2028	Total
State of Good Repair								
State	\$778	\$0	\$0	\$0	\$0	\$0	\$0	\$778
Specialized State and Federal								
MPO RSTP	\$1,191	\$159	\$0	\$0	\$0	\$0	\$0	\$1,350
TOTAL	\$1,969	\$159	\$0	\$0	\$0	\$0	\$0	\$2,128

ROUTE: 9999	PROJECT NAME				PROGRAM/SYSTEM		MPO Area	
UPC: 109303	#HB2.FY17 Norfolk Traffic Control System Platform Upgrade				Urban		Hampton Roads	
Street Name:	Citywide				Start (CY)		Budget	Expenditure
Jurisdiction:	Norfolk				PE	2017	\$138	\$138
Description:	FROM: Citywide TO: Citywide				RW			
Scope:	Traffic Management/Engineering				CN	2018	\$2,829	\$2,145
Total							\$2,967	\$2,283
Service Area / Fund	Previous	FY2023	FY2024	FY2025	FY2026	FY2027	FY2028	Total
District Grant Program								
State	\$2,967	\$0	\$0	\$0	\$0	\$0	\$0	\$2,967

ROUTE: 9999	PROJECT NAME				PROGRAM/SYSTEM		MPO Area	
UPC: 109304	#HB2.FY17 Little Back River Road Reconstruction				Urban		Hampton Roads	
Street Name:	Little Back River Road				Start (CY)		Budget	Expenditure
Jurisdiction:	Hampton				PE	2019	\$1,675	\$714
Description:	FROM: N. King Street TO: Valirey Drive (0.8500 MI)				RW	2021	\$1,435	\$0
Scope:	Reconstruction w/o Added Capacity				CN	2023	\$6,160	\$0
Total							\$9,270	\$714
Service Area / Fund	Previous	FY2023	FY2024	FY2025	FY2026	FY2027	FY2028	Total
District Grant Program								
Federal	\$1,550	\$0	\$0	\$0	\$0	\$0	\$0	\$1,550
State	\$910	\$4,163	\$2,647	\$0	\$0	\$0	\$0	\$7,720
TOTAL	\$2,460	\$4,163	\$2,647	\$0	\$0	\$0	\$0	\$9,270

ROUTE: 9999		PROJECT NAME				PROGRAM/SYSTEM		MPO Area	
UPC:	109381	#HB2.FY17 Centerville Turnpike - Phase III				Urban		Hampton Roads	
Street Name:	Centerville Turnpike					Start (CY)		Budget	Expenditure
Jurisdiction:	Virginia Beach					PE	2016	\$2,107	\$523
Description:	FROM: .43 Mile South of Lynnhaven Parkway TO: .75 Mile North of Lynnhaven Parkway (1.1500 MI)					RW	2023	\$8,150	\$0
Scope:	Reconstruction w/ Added Capacity					CN	2026	\$27,790	\$0
						Total		\$38,047	\$523
Service Area / Fund	Previous	FY2023	FY2024	FY2025	FY2026	FY2027	FY2028	Total	
District Grant Program									
Federal	\$1,710	\$0	\$0	\$0	\$0	\$0	\$0	\$1,710	
State	\$4,290	\$0	\$0	\$0	\$0	\$0	\$0	\$4,290	
Earmarks									
Federal	\$0	\$6,000	\$0	\$0	\$0	\$0	\$0	\$6,000	
Other Funds									
Other	\$11,921	\$13,598	\$527	\$0	\$0	\$0	\$0	\$26,047	
TOTAL	\$17,921	\$19,598	\$527	\$0	\$0	\$0	\$0	\$38,047	

ROUTE: 9999		PROJECT NAME				PROGRAM/SYSTEM		MPO Area	
UPC:	109572	Norfolk BusShelters and Pedestrian Improvements				Urban		Hampton Roads	
Street Name:	Citywide					Start (CY)		Budget	Expenditure
Jurisdiction:	Norfolk					PE	2021	\$75	\$0
Description:	FROM: Various TO: Various					RW			
Scope:	Transit					CN	2023	\$1,217	\$0
						Total		\$1,292	\$0
Service Area / Fund	Previous	FY2023	FY2024	FY2025	FY2026	FY2027	FY2028	Total	
Specialized State and Federal									
MPO CMAQ	\$800	\$220	\$150	\$0	\$0	\$0	\$0	\$1,170	
Other Funds									
Other	\$121	\$0	\$0	\$0	\$0	\$0	\$0	\$121	
TOTAL	\$922	\$220	\$150	\$0	\$0	\$0	\$0	\$1,292	

ROUTE: 9999		PROJECT NAME				PROGRAM/SYSTEM		MPO Area	
UPC:	110386	#HB2.FY17 INDIAN RIVER RD Ph 7A GARVEE DEBT SERVICE				Urban		Hampton Roads	
Jurisdiction:	Virginia Beach								
Description:									
Scope:									
Service Area / Fund	Previous	FY2023	FY2024	FY2025	FY2026	FY2027	FY2028	Total	
Debt Service									
Federal	\$6,417	\$1,199	\$1,429	\$1,653	\$1,654	\$1,654	\$1,654	\$15,660	

ROUTE: 9999		PROJECT NAME				PROGRAM/SYSTEM		MPO Area	
UPC:	110634	Nansemond Pkwy/Wilroy Rd Overpass over Commonwealth Railway				Urban		Hampton Roads	
Jurisdiction:	Suffolk					Start (CY)		Budget	Expenditure
Description:	FROM: South of Nansemond Rkwy/Wilroy Intersection TO: North of Bridlewood Lane/Nansemond Parkway (0.7200 MI)					PE	2017	\$1,501	\$1,297
Scope:	New Construction Roadway					RW	2021	\$3,701	\$56
						CN	2023	\$22,277	\$0
						Total		\$27,479	\$1,353
Service Area / Fund	Previous	FY2023	FY2024	FY2025	FY2026	FY2027	FY2028	Total	
Specialized State and Federal									
Federal	\$10,062	\$0	\$0	\$0	\$2,079	\$0	\$0	\$12,141	
Bond	\$4,023	\$0	\$0	\$0	\$0	\$0	\$0	\$4,023	
Revenue Sharing									
State	\$651	\$699	\$2,477	\$0	\$0	\$0	\$0	\$3,826	
Local	\$651	\$699	\$2,477	\$0	\$0	\$0	\$0	\$3,826	
Other Funds									
Other	\$3,662	\$0	\$0	\$0	\$0	\$0	\$0	\$3,662	
TOTAL	\$19,049	\$1,398	\$4,953	\$0	\$2,079	\$0	\$0	\$27,479	

ROUTE: 9999		PROJECT NAME				PROGRAM/SYSTEM		MPO Area	
UPC:	110757	Portsmouth Citywide Signal Timing - Phase 1				Urban		Hampton Roads	
Street Name:	Citywide					Start (CY)		Budget	Expenditure
Jurisdiction:	Portsmouth					PE	2023	\$120	\$0
Description:	FROM: Various TO: Various					RW			
Scope:	Traffic Management/Engineering					CN			
						Total		\$120	\$0
Service Area / Fund	Previous	FY2023	FY2024	FY2025	FY2026	FY2027	FY2028	Total	
Specialized State and Federal									
MPO CMAQ	\$0	\$120	\$0	\$0	\$0	\$0	\$0	\$120	

ROUTE: 9999		PROJECT NAME				PROGRAM/SYSTEM		MPO Area	
UPC:	110801	Chesapeake Signal System - Phase 4				Urban		Hampton Roads	
Street Name:	Various					Start (CY)		Budget	Expenditure
Jurisdiction:	Chesapeake					PE	2023	\$80	\$0
Description:	FROM: Various TO: Various					RW			
Scope:	Traffic Management/Engineering					CN	2024	\$420	\$0
						Total		\$500	\$0
Service Area / Fund	Previous	FY2023	FY2024	FY2025	FY2026	FY2027	FY2028	Total	
Specialized State and Federal									
MPO CMAQ	\$0	\$80	\$220	\$200	\$0	\$0	\$0	\$500	

ROUTE: 9999	PROJECT NAME		PROGRAM/SYSTEM				MPO Area	
UPC: 110802	Dam Neck Road/Holland Road Intersection Improvements		Urban				Hampton Roads	
Street Name:	Dam Neck Road		Start (CY)		Budget	Expenditure		
Jurisdiction:	Virginia Beach		PE	2023	\$180	\$0		
Description:	FROM: Dam Neck TO: Holland Road		RW	2024	\$250	\$0		
Scope:	Reconstruction w/ Added Capacity		CN	2025	\$1,760	\$0		
			Total		\$2,190	\$0		
Service Area / Fund	Previous	FY2023	FY2024	FY2025	FY2026	FY2027	FY2028	Total
Specialized State and Federal								
MPO CMAQ	\$200	\$180	\$1,760	\$0	\$0	\$0	\$0	\$2,140
Other Funds								
Other	\$50	\$0	\$0	\$0	\$0	\$0	\$0	\$50
TOTAL	\$250	\$180	\$1,760	\$0	\$0	\$0	\$0	\$2,190

ROUTE: 9999	PROJECT NAME		PROGRAM/SYSTEM				MPO Area	
UPC: 110803	#SMART18 - Cleveland Street Phase IV		Urban				Hampton Roads	
Street Name:	Cleveland Street		Start (CY)		Budget	Expenditure		
Jurisdiction:	Virginia Beach		PE	2019	\$2,220	\$6		
Description:	FROM: Witchduck Road TO: Independence Boulevard (1.2000 MI)		RW	2023	\$8,733	\$0		
Scope:	Reconstruction w/ Added Capacity		CN	2026	\$13,394	\$0		
			Total		\$24,347	\$6		
Service Area / Fund	Previous	FY2023	FY2024	FY2025	FY2026	FY2027	FY2028	Total
District Grant Program								
Federal	\$2,220	\$3,944	\$2,110	\$0	\$0	\$0	\$0	\$8,274
State	\$1,726	\$0	\$0	\$0	\$0	\$0	\$0	\$1,726
Other Funds								
Other	\$11,027	\$1,332	\$1,987	\$0	\$0	\$0	\$0	\$14,347
TOTAL	\$14,974	\$5,276	\$4,097	\$0	\$0	\$0	\$0	\$24,347

ROUTE: 9999	PROJECT NAME		PROGRAM/SYSTEM				MPO Area	
UPC: 110804	#SMART18 - Indian River Road Phase 7B		Urban				Hampton Roads	
Street Name:	Indian River Road		Start (CY)		Budget	Expenditure		
Jurisdiction:	Virginia Beach		PE	2020	\$860	\$9		
Description:	FROM: Lynnhanven Parkway TO: Elbow Road (2.2000 MI)		RW	2022	\$710	\$0		
Scope:	Reconstruction w/ Added Capacity		CN	2023	\$9,860	\$0		
			Total		\$11,430	\$9		
Service Area / Fund	Previous	FY2023	FY2024	FY2025	FY2026	FY2027	FY2028	Total
District Grant Program								
Federal	\$860	\$0	\$0	\$0	\$0	\$0	\$0	\$860
State	\$2,452	\$1,679	\$9	\$0	\$0	\$0	\$0	\$4,140
Other Funds								
Other	\$6,430	\$0	\$0	\$0	\$0	\$0	\$0	\$6,430
TOTAL	\$9,742	\$1,679	\$9	\$0	\$0	\$0	\$0	\$11,430

ROUTE: 9999		PROJECT NAME				PROGRAM/SYSTEM		MPO Area	
UPC:	110806	#SMART18 - Bus Expansion & 3 Expansion Bus Shelters				Transit		Hampton Roads	
Street Name:	Various					Start (CY)		Budget	Expenditure
Jurisdiction:	York County					PE	2021	\$27	\$0
Description:	FROM: Route 17/George Washington Highway TO: Merrimac Trail (1.0000 MI)				RW	2021	\$4	\$0	
Scope:	Transit					CN	2022	\$303	\$0
						Total		\$334	\$0
Service Area / Fund	Previous	FY2023	FY2024	FY2025	FY2026	FY2027	FY2028	Total	
High Priority Projects									
Federal	\$31	\$303	\$0	\$0	\$0	\$0	\$0	\$334	

ROUTE: 9999		PROJECT NAME				PROGRAM/SYSTEM		MPO Area	
UPC:	111002	#SGR18LB - Triple Decker Bridge - Upper Level				Urban		Hampton Roads	
Street Name:	Military Highway					Start (CY)		Budget	Expenditure
Jurisdiction:	Chesapeake					PE	2020	\$428	\$341
Description:	FROM: Route 460 TO: NS Railway				RW				
Scope:	Bridge Rehab w/o Added Capacity					CN	2022	\$5,556	\$0
						Total		\$5,984	\$341
Service Area / Fund	Previous	FY2023	FY2024	FY2025	FY2026	FY2027	FY2028	Total	
State of Good Repair									
State	\$1,946	\$3,164	\$0	\$0	\$0	\$0	\$0	\$5,110	
Other Funds									
Other	\$874	\$0	\$0	\$0	\$0	\$0	\$0	\$874	
TOTAL	\$2,820	\$3,164	\$0	\$0	\$0	\$0	\$0	\$5,984	

ROUTE: 9999		PROJECT NAME				PROGRAM/SYSTEM		MPO Area	
UPC:	111023	Install and upgrade Countdown Pedestrian Signals				Urban		Hampton Roads	
Street Name:	Various					Start (CY)		Budget	Expenditure
Jurisdiction:	Norfolk					PE	2020	\$286	\$50
Description:	FROM: Various TO: Various				RW				
Scope:	Facilities for Pedestrians and Bicycles					CN	2022	\$1,620	\$0
						Total		\$1,906	\$50
Service Area / Fund	Previous	FY2023	FY2024	FY2025	FY2026	FY2027	FY2028	Total	
VA Safety Funds									
Federal	\$424	\$80	\$920	\$0	\$0	\$0	\$0	\$1,424	
Specialized State and Federal									
Federal	\$482	\$0	\$0	\$0	\$0	\$0	\$0	\$482	
TOTAL	\$906	\$80	\$920	\$0	\$0	\$0	\$0	\$1,906	

ROUTE: 9999		PROJECT NAME				PROGRAM/SYSTEM		MPO Area	
UPC:	111034	Citywide Flashing Yellow Arrow Upgrades				Urban		Hampton Roads	
Street Name:	Various					Start (CY)		Budget	Expenditure
Jurisdiction:	Newport News					PE	2019	\$25	\$44
Description:	FROM: Various TO: Various				RW				
Scope:	Traffic Management/Engineering					CN	2022	\$751	\$0
						Total		\$776	\$44
Service Area / Fund	Previous	FY2023	FY2024	FY2025	FY2026	FY2027	FY2028	Total	
VA Safety Funds									
Federal	\$451	\$300	\$0	\$0	\$0	\$0	\$0	\$751	
Specialized State and Federal									
Federal	\$25	\$0	\$0	\$0	\$0	\$0	\$0	\$25	
TOTAL	\$476	\$300	\$0	\$0	\$0	\$0	\$0	\$776	

ROUTE: 9999	PROJECT NAME				PROGRAM/SYSTEM		MPO Area		
UPC: 111065	Rock Landing Drive @ Omni Boulevard New Traffic Signal				Urban		Hampton Roads		
Street Name:	Rock Landing Drive						Start (CY)	Budget	Expenditure
Jurisdiction:	Newport News				PE		2019	\$90	\$109
Description:	FROM: Rock Landing Drive @ Omni Boulevard TO: Rock Landing Drive @ Omni Boulevard				RW		2022	\$180	\$0
Scope:	Traffic Management/Engineering				CN		2024	\$825	\$0
					Total			\$1,095	\$109
Service Area / Fund	Previous	FY2023	FY2024	FY2025	FY2026	FY2027	FY2028	Total	
VA Safety Funds									
Federal	\$180	\$425	\$389	\$0	\$0	\$0	\$0	\$994	
Specialized State and Federal									
Federal	\$90	\$0	\$0	\$0	\$0	\$0	\$0	\$90	
TOTAL	\$270	\$425	\$389	\$0	\$0	\$0	\$0	\$1,084	

ROUTE: 9999	PROJECT NAME				PROGRAM/SYSTEM		MPO Area		
UPC: 111081	City of Newport News Citywide Signal System Progression				Urban		Hampton Roads		
Jurisdiction:	Newport News						Start (CY)	Budget	Expenditure
Description:	FROM: Various locations TO: Various locations				PE		2022	\$1,250	\$0
Scope:	Safety				RW				
					CN				
					Total			\$1,250	\$0
Service Area / Fund	Previous	FY2023	FY2024	FY2025	FY2026	FY2027	FY2028	Total	
Specialized State and Federal									
MPO CMAQ	\$0	\$100	\$450	\$450	\$0	\$0	\$250	\$1,250	

ROUTE: 9999	PROJECT NAME				PROGRAM/SYSTEM		MPO Area		
UPC: 111083	City of Suffolk Downtown Railroad Warning System				Urban		Hampton Roads		
Street Name:	North Main Street						Start (CY)	Budget	Expenditure
Jurisdiction:	Suffolk				PE		2024	\$150	\$0
Description:	FROM: North Main Street TO: North Main Street				RW				
Scope:	Rail/Highway Crossing				CN		2026	\$500	\$0
					Total			\$650	\$0
Service Area / Fund	Previous	FY2023	FY2024	FY2025	FY2026	FY2027	FY2028	Total	
Specialized State and Federal									
MPO CMAQ	\$0	\$150	\$500	\$0	\$0	\$0	\$0	\$650	

ROUTE: 9999	PROJECT NAME				PROGRAM/SYSTEM		MPO Area		
UPC: 111086	City of Suffolk Citywide Signal System Upgrade				Urban		Hampton Roads		
Street Name:	Citywide						Start (CY)	Budget	Expenditure
Jurisdiction:	Suffolk				PE		2023	\$150	\$0
Description:	FROM: Various Locations TO: Various Locations				RW				
Scope:	Safety				CN		2025	\$2,500	\$0
					Total			\$2,650	\$0
Service Area / Fund	Previous	FY2023	FY2024	FY2025	FY2026	FY2027	FY2028	Total	
Specialized State and Federal									
MPO CMAQ	\$0	\$46	\$1,900	\$0	\$0	\$0	\$704	\$2,650	

ROUTE: 9999	PROJECT NAME		PROGRAM/SYSTEM				MPO Area	
UPC: 111088	City of Suffolk Downtown Signal System Upgrade		Urban				Hampton Roads	
Jurisdiction: Suffolk					Start (CY)		Budget	Expenditure
Description: FROM: Various Locations TO: Citywide			PE	2024			\$150	\$0
Scope: Safety			RW					
			CN	2026			\$1,500	\$0
			Total				\$1,650	\$0
Service Area / Fund	Previous	FY2023	FY2024	FY2025	FY2026	FY2027	FY2028	Total
Specialized State and Federal								
MPO CMAQ	\$0	\$53	\$865	\$0	\$0	\$0	\$732	\$1,650

ROUTE: 9999	PROJECT NAME		PROGRAM/SYSTEM				MPO Area	
UPC: 111089	Crittenden Road and Route 17 Intersection Realignment		Urban				Hampton Roads	
REPORT NOTE: Balance to be addressed at CN advertisement								
Street Name: Crittenden Road					Start (CY)		Budget	Expenditure
Jurisdiction: Suffolk			PE	2019			\$797	\$332
Description: FROM: Crittenden Road TO: Clubhouse Road and Bridge Road (0.1100 MI)			RW				\$3,441	\$282
Scope: Reconstruction w/o Added Capacity			CN	2022			\$5,835	\$0
			Total				\$10,072	\$614
Service Area / Fund	Previous	FY2023	FY2024	FY2025	FY2026	FY2027	FY2028	Total
Specialized State and Federal								
MPO CMAQ	\$0	\$373	\$1,500	\$2,038	\$0	\$0	\$0	\$3,911
Revenue Sharing								
State	\$1,895	\$500	\$1,547	\$0	\$0	\$0	\$0	\$3,942
Local	\$1,895	\$500	\$1,547	\$0	\$0	\$0	\$0	\$3,942
Other Funds								
Other	\$1,154	\$0	\$0	\$0	\$0	\$0	\$0	\$1,154
TOTAL	\$4,944	\$1,373	\$4,594	\$2,038	\$0	\$0	\$0	\$12,949

ROUTE: 9999	PROJECT NAME		PROGRAM/SYSTEM				MPO Area	
UPC: 111090	Jefferson Avenue Sidewalk		Urban				Hampton Roads	
Street Name: Jefferson Avenue					Start (CY)		Budget	Expenditure
Jurisdiction: Newport News			PE	2020			\$95	\$99
Description: FROM: Industrial Park Drive TO: Shields Road (0.5000 MI)			RW				\$200	\$0
Scope: Safety			CN	2023			\$496	\$0
			Total				\$791	\$99
Service Area / Fund	Previous	FY2023	FY2024	FY2025	FY2026	FY2027	FY2028	Total
VA Safety Funds								
Federal	\$0	\$200	\$347	\$149	\$0	\$0	\$0	\$696
Specialized State and Federal								
Federal	\$85	\$0	\$0	\$0	\$0	\$0	\$0	\$85
TOTAL	\$85	\$200	\$347	\$149	\$0	\$0	\$0	\$781

ROUTE: 9999		PROJECT NAME				PROGRAM/SYSTEM		MPO Area	
UPC:	111091	#SMART18 - Jefferson Ave/Yorktown Rd Intersection Improvemnt				Urban		Hampton Roads	
Street Name:	Yorktown Road					Start (CY)	Budget	Expenditure	
Jurisdiction:	Newport News					PE	2021	\$395	\$2
Description:	FROM: 0.25 mil south of Jefferson Avenue TO: 0.25mi north of Jefferson Avenue (0.5000 MI)					RW	2023	\$508	\$0
Scope:	Reconstruction w/ Added Capacity					CN	2024	\$1,557	\$0
						Total		\$2,460	\$2
Service Area / Fund	Previous	FY2023	FY2024	FY2025	FY2026	FY2027	FY2028	Total	
District Grant Program									
Federal	\$397	\$1,557	\$0	\$0	\$0	\$0	\$0	\$1,954	
State	\$506	\$0	\$0	\$0	\$0	\$0	\$0	\$506	
TOTAL	\$903	\$1,557	\$0	\$0	\$0	\$0	\$0	\$2,460	

ROUTE: 9999		PROJECT NAME				PROGRAM/SYSTEM		MPO Area	
UPC:	111237	JAMES CITY COUNTY TRANSPORTATION MASTER PLAN				Primary		Hampton Roads	
Street Name:	Various Locations Throught the County								
Jurisdiction:	James City County								
Description:	FROM: VARIOUS TO: VARIOUS								
Scope:	Safety								
Service Area / Fund	Previous	FY2023	FY2024	FY2025	FY2026	FY2027	FY2028	Total	
Specialized State and Federal									
MPO RSTP	\$0	\$50	\$450	\$0	\$0	\$0	\$0	\$500	

ROUTE: 9999		PROJECT NAME				PROGRAM/SYSTEM		MPO Area	
UPC:	112317	Elbow Road Phase 2C				Urban		Hampton Roads	
Street Name:	Elbow Road					Start (CY)	Budget	Expenditure	
Jurisdiction:	Virginia Beach					PE	2019	\$500	\$65
Description:	FROM: Chesapeake City Line @ Stumpy Lake TO: Salem Road					RW			
Scope:	New Construction Roadway					CN	2025	\$24,334	\$0
						Total		\$24,834	\$65
Service Area / Fund	Previous	FY2023	FY2024	FY2025	FY2026	FY2027	FY2028	Total	
Specialized State and Federal									
Federal	\$3,530	\$0	\$0	\$0	\$0	\$0	\$0	\$3,530	
Match	\$407	\$0	\$0	\$0	\$0	\$0	\$0	\$407	
MPO RSTP	\$13,113	\$7,784	\$0	\$0	\$0	\$0	\$0	\$20,897	
TOTAL	\$17,050	\$7,784	\$0	\$0	\$0	\$0	\$0	\$24,834	

ROUTE: 9999	PROJECT NAME				PROGRAM/SYSTEM		MPO Area	
UPC: 112318	Elbow Road Phase 2D				Urban		Hampton Roads	
REPORT NOTE: Balance to be addressed at RW authorization								
Street Name:	Elbow Road/Dam Neck				Start (CY)		Budget	Expenditure
Jurisdiction:	Virginia Beach				PE	2022	\$1,794	\$0
Description:	FROM: Salem Road TO: Ampitheatre West Parking Area (1.2000 MI)				RW	2024	\$3,250	\$0
Scope:	New Construction Roadway				CN	2025	\$22,230	\$0
					Total		\$27,274	\$0
Service Area / Fund	Previous	FY2023	FY2024	FY2025	FY2026	FY2027	FY2028	Total
Specialized State and Federal								
MPO RSTP	\$0	\$500	\$9,082	\$5,000	\$3,000	\$0	\$0	\$17,582
Revenue Sharing								
State	\$425	\$250	\$77	\$811	\$937	\$0	\$0	\$2,500
Local	\$425	\$250	\$77	\$811	\$937	\$0	\$0	\$2,500
Other Funds								
Other	\$4,692	\$0	\$0	\$0	\$0	\$0	\$0	\$4,692
TOTAL	\$5,542	\$1,000	\$9,236	\$6,623	\$4,873	\$0	\$0	\$27,274

ROUTE: 9999	PROJECT NAME				PROGRAM/SYSTEM		MPO Area	
UPC: 112920	Main Street-Upg.to Cant.Flashing Lights & 4QD Gates w Interc				Rail		Hampton Roads	
Street Name:	Main Street				Start (CY)		Budget	Expenditure
Jurisdiction:	Suffolk				PE	2023	\$0	\$0
Description:	FROM: 55 ft S of Prentiss St TO: At CSX RR Crossing #623790E				RW			
Scope:	Rail/Highway Crossing				CN	2024	\$629	\$0
					Total		\$629	\$0
Service Area / Fund	Previous	FY2023	FY2024	FY2025	FY2026	FY2027	FY2028	Total
Specialized State and Federal								
Federal	\$170	\$424	\$16	\$0	\$0	\$0	\$0	\$611
Match	\$19	\$0	\$0	\$0	\$0	\$0	\$0	\$19
TOTAL	\$189	\$424	\$16	\$0	\$0	\$0	\$0	\$629

ROUTE: 9999	PROJECT NAME				PROGRAM/SYSTEM		MPO Area	
UPC: 112921	Pritchard St - Install Flashing Lights and Gates				Rail		Hampton Roads	
Street Name:	Pritchard St.				Start (CY)		Budget	Expenditure
Jurisdiction:	Norfolk				PE	2023	\$0	\$0
Description:	FROM: 162 FT. S of Miller Store Rd. TO: at BCRR Crossing #465213V				RW			
Scope:	Rail/Highway Crossing				CN	2024	\$260	\$0
					Total		\$260	\$0
Service Area / Fund	Previous	FY2023	FY2024	FY2025	FY2026	FY2027	FY2028	Total
Specialized State and Federal								
Federal	\$70	\$0	\$182	\$0	\$0	\$0	\$0	\$252
Match	\$8	\$0	\$0	\$0	\$0	\$0	\$0	\$8
TOTAL	\$78	\$0	\$182	\$0	\$0	\$0	\$0	\$260

ROUTE: 9999	PROJECT NAME		PROGRAM/SYSTEM				MPO Area	
UPC: 113125	East Atlantic Street Neighborhood Improvement Project		Urban				Hampton Roads	
Street Name:	Center Street		Start (CY)		Budget	Expenditure		
Jurisdiction:	Emporia		PE	2018	\$171	\$42		
Description:	FROM: East Atlantic Street - 58 Business TO: Hicksford Ave (0.4400 MI)		RW					
Scope:	Facilities for Pedestrians and Bicycles		CN	2022	\$630	\$0		
			Total		\$802	\$42		
Service Area / Fund	Previous	FY2023	FY2024	FY2025	FY2026	FY2027	FY2028	Total
Revenue Sharing								
State	\$301	\$100	\$0	\$0	\$0	\$0	\$0	\$401
Local	\$301	\$100	\$0	\$0	\$0	\$0	\$0	\$401
TOTAL	\$602	\$200	\$0	\$0	\$0	\$0	\$0	\$802

ROUTE: 9999	PROJECT NAME		PROGRAM/SYSTEM				MPO Area	
UPC: 113193	Chesapeake Boulevard Reconstruction		Urban				Hampton Roads	
Street Name:	Chesapeake Blvd		Start (CY)		Budget	Expenditure		
Jurisdiction:	Norfolk		PE	2020	\$3	\$3		
Description:	FROM: Hyde Circle TO: Green Street (0.2160 MI)		RW					
Scope:	Reconstruction w/o Added Capacity		CN	2021	\$2,850	\$1		
			Total		\$2,852	\$4		
Service Area / Fund	Previous	FY2023	FY2024	FY2025	FY2026	FY2027	FY2028	Total
Revenue Sharing								
State	\$701	\$724	\$0	\$0	\$0	\$0	\$0	\$1,425
Local	\$701	\$724	\$0	\$0	\$0	\$0	\$0	\$1,425
Other Funds								
Other	\$2	\$0	\$0	\$0	\$0	\$0	\$0	\$2
TOTAL	\$1,405	\$1,447	\$0	\$0	\$0	\$0	\$0	\$2,852

ROUTE: 9999	PROJECT NAME		PROGRAM/SYSTEM				MPO Area	
UPC: 113199	Elbow Road Widening, Phase 2		Urban				Hampton Roads	
REPORT NOTE:								
Street Name:	Elbow Road		Start (CY)		Budget	Expenditure		
Jurisdiction:	Chesapeake		PE	2018	\$2,000	\$413		
Description:	FROM: .75 m east of Centerville TO: City Line		RW		\$8,700	\$0		
Scope:	Reconstruction w/ Added Capacity		CN	2023	\$9,500	\$0		
			Total		\$20,200	\$413		
Service Area / Fund	Previous	FY2023	FY2024	FY2025	FY2026	FY2027	FY2028	Total
Revenue Sharing								
State	\$2,465	\$4,035	\$3,500	\$0	\$0	\$0	\$0	\$10,000
Local	\$2,465	\$4,035	\$3,500	\$0	\$0	\$0	\$0	\$10,000
Other Funds								
Other	\$200	\$0	\$0	\$0	\$0	\$0	\$0	\$200
TOTAL	\$5,129	\$8,071	\$7,000	\$0	\$0	\$0	\$0	\$20,200

ROUTE: 9999	PROJECT NAME		PROGRAM/SYSTEM				MPO Area		
UPC: 113262	Grove Subd - Shlder Widening & Pavement/Drainage/Ditch Defi		Secondary				Hampton Roads		
REPORT NOTE: Balance to be provided by applicant									
Street Name:	Railroad Road/Whiting/Howard/Magruder/Wdside					Start (CY)	Budget	Expenditure	
Jurisdiction:	James City County					PE	2018	\$84	\$50
Description:	FROM: Various-250"SE Hoard to Rt 60; 250' SE Magruder to Woodside TO: 500' SE RR & Whiting- 250' N Jackson/RT60 int Magruder/Woods (0.8500 MI)					RW	2021	\$10	\$0
Scope:	Reconstruction w/o Added Capacity					CN	2023	\$1,909	\$0
						Total		\$2,003	\$50
Service Area / Fund	Previous	FY2023	FY2024	FY2025	FY2026	FY2027	FY2028	Total	
Revenue Sharing									
State	\$503	\$445	\$0	\$0	\$0	\$0	\$0	\$948	
Local	\$503	\$445	\$0	\$0	\$0	\$0	\$0	\$948	
TOTAL	\$1,005	\$890	\$0	\$0	\$0	\$0	\$0	\$1,895	

ROUTE: 9999	PROJECT NAME		PROGRAM/SYSTEM				MPO Area		
UPC: 113265	Burtons Point Road Reconstruction		Urban				Hampton Roads		
Street Name:	Burton's Point Road					Start (CY)	Budget	Expenditure	
Jurisdiction:	Portsmouth					PE	2019	\$50	\$43
Description:	FROM: Elm Avenue TO: 0.22 mi south of intersection (0.2200 MI)					RW			
Scope:	Reconstruction w/o Added Capacity					CN	2022	\$2,450	\$0
						Total		\$2,500	\$43
Service Area / Fund	Previous	FY2023	FY2024	FY2025	FY2026	FY2027	FY2028	Total	
Revenue Sharing									
State	\$50	\$600	\$575	\$0	\$0	\$0	\$0	\$1,225	
Local	\$50	\$600	\$575	\$0	\$0	\$0	\$0	\$1,225	
Other Funds									
Other	\$50	\$0	\$0	\$0	\$0	\$0	\$0	\$50	
TOTAL	\$150	\$1,200	\$1,150	\$0	\$0	\$0	\$0	\$2,500	

ROUTE: 9999	PROJECT NAME		PROGRAM/SYSTEM				MPO Area		
UPC: 113267	Hyman Street and Ballard Avenue Improvements		Urban				Hampton Roads		
Street Name:	Hyman Street					Start (CY)	Budget	Expenditure	
Jurisdiction:	Portsmouth					PE	2019	\$246	\$65
Description:	FROM: the intersection of Airline Boulevard and Hyman St TO: end of Ballard Avenue (0.8600 MI)					RW			
Scope:	Reconstruction w/o Added Capacity					CN	2022	\$1,287	\$0
						Total		\$1,533	\$65
Service Area / Fund	Previous	FY2023	FY2024	FY2025	FY2026	FY2027	FY2028	Total	
Revenue Sharing									
State	\$377	\$293	\$0	\$0	\$0	\$0	\$0	\$671	
Local	\$377	\$293	\$0	\$0	\$0	\$0	\$0	\$671	
Other Funds									
Other	\$192	\$0	\$0	\$0	\$0	\$0	\$0	\$192	
TOTAL	\$946	\$587	\$0	\$0	\$0	\$0	\$0	\$1,533	

ROUTE: 9999	PROJECT NAME				PROGRAM/SYSTEM		MPO Area		
UPC: 113278	Sidewalks(Phs 1) GWashington Mem. Hwy and Hptn Hwy				Primary		Hampton Roads		
Street Name:	George Washington Memorial Highway, Hampton Highwa						Start (CY)	Budget	Expenditure
Jurisdiction:	York County				PE		2018	\$170	\$86
Description:	FROM: Various TO: George Washington Memorial Highway, Hampton Highway (1.1100 MI)				RW				
Scope:	Safety				CN		2021	\$1,323	\$0
							Total	\$1,493	\$86
Service Area / Fund	Previous	FY2023	FY2024	FY2025	FY2026	FY2027	FY2028	Total	
Revenue Sharing									
State	\$190	\$50	\$0	\$0	\$0	\$0	\$0	\$240	
Local	\$190	\$50	\$0	\$0	\$0	\$0	\$0	\$240	
Other Funds									
Other	\$1,013	\$0	\$0	\$0	\$0	\$0	\$0	\$1,013	
TOTAL	\$1,393	\$100	\$0	\$0	\$0	\$0	\$0	\$1,493	

ROUTE: 9999	PROJECT NAME				PROGRAM/SYSTEM		MPO Area		
UPC: 113750	Int. Imprv. upgrad traffic signal & ped facilities				Primary		Hampton Roads		
Street Name:	Llewelyn Avenue						Start (CY)	Budget	Expenditure
Jurisdiction:	Norfolk				PE		2021	\$164	\$0
Description:	FROM: Princess Anne Road TO: Princess Anne Road				RW				
Scope:	Safety				CN		2023	\$707	\$0
							Total	\$871	\$0
Service Area / Fund	Previous	FY2023	FY2024	FY2025	FY2026	FY2027	FY2028	Total	
VA Safety Funds									
Federal	\$97	\$300	\$332	\$142	\$0	\$0	\$0	\$871	

ROUTE: 9999	PROJECT NAME				PROGRAM/SYSTEM		MPO Area		
UPC: 113827	Citywide Flashing Yellow Arrow				Urban		Hampton Roads		
Street Name:	Various						Start (CY)	Budget	Expenditure
Jurisdiction:	Williamsburg				PE		2021	\$98	\$1
Description:	FROM: Various Locations TO: Various Locations				RW				
Scope:	Safety				CN		2023	\$145	\$0
							Total	\$243	\$1
Service Area / Fund	Previous	FY2023	FY2024	FY2025	FY2026	FY2027	FY2028	Total	
VA Safety Funds									
Federal	\$98	\$145	\$0	\$0	\$0	\$0	\$0	\$243	

ROUTE: 9999	PROJECT NAME				PROGRAM/SYSTEM		MPO Area		
UPC: 113855	Arconic Pedestrian Improvements				Urban		Hampton Roads		
Street Name:	Howmet Drive						Start (CY)	Budget	Expenditure
Jurisdiction:	Hampton				PE		2023	\$111	\$0
Description:	FROM: 50th Street TO: Mingee Drive				RW		2025	\$55	\$0
Scope:	Facilities for Pedestrians and Bicycles				CN		2026	\$305	\$0
							Total	\$471	\$0
Service Area / Fund	Previous	FY2023	FY2024	FY2025	FY2026	FY2027	FY2028	Total	
VA Safety Funds									
Federal	\$0	\$0	\$111	\$360	\$0	\$0	\$0	\$471	

ROUTE: 9999		PROJECT NAME				PROGRAM/SYSTEM		MPO Area	
UPC:	113887	Improvements at Non-Median break Intersections				Urban		Hampton Roads	
Street Name:	US Route 58/13/460 Military Highway					Start (CY)		Budget	Expenditure
Jurisdiction:	Suffolk					PE	2023	\$27	\$0
Description:	FROM: US Route 58/13/460 Military Highway TO: US Route 58/13/460 Military Highway					RW			
Scope:	Safety					CN	2025	\$187	\$0
						Total		\$214	\$0
Service Area / Fund	Previous	FY2023	FY2024	FY2025	FY2026	FY2027	FY2028	Total	
VA Safety Funds									
Federal	\$0	\$0	\$27	\$187	\$0	\$0	\$0	\$214	

ROUTE: 9999		PROJECT NAME				PROGRAM/SYSTEM		MPO Area	
UPC:	113988	Coliseum Drive Extension - Segment B				Urban		Hampton Roads	
Street Name:	Coliseum Drive					Start (CY)		Budget	Expenditure
Jurisdiction:	Hampton					PE	2019	\$2,343	\$554
Description:	FROM: Butler Farm Road TO: N. Campus Pway & Magruder Blvd					RW			
Scope:	Other					CN			
						Total		\$2,343	\$554
Service Area / Fund	Previous	FY2023	FY2024	FY2025	FY2026	FY2027	FY2028	Total	
Specialized State and Federal									
Local	\$0	\$0	\$0	\$0	\$0	\$0	\$0	\$0	
Legacy CN Formula									
Federal	\$628	\$0	\$0	\$0	\$0	\$0	\$0	\$628	
Earmarks									
Federal	\$0	\$1,500	\$0	\$0	\$0	\$0	\$0	\$1,500	
Other Funds									
Other	\$215	\$0	\$0	\$0	\$0	\$0	\$0	\$215	
TOTAL	\$843	\$1,500	\$0	\$0	\$0	\$0	\$0	\$2,343	

ROUTE: 9999		PROJECT NAME				PROGRAM/SYSTEM		MPO Area	
UPC:	114953	Almeda Ave.-Upgrade Flashing Lights&Gates&Add CWT Predictors				Rail		Hampton Roads	
Street Name:	Almeda Ave.					Start (CY)		Budget	Expenditure
Jurisdiction:	Norfolk					PE	2023	\$25	\$0
Description:	FROM: 133 ft South of Cape Henry Ave. MP 0.0 TO: at BBRR Crossing DOT#735341A MP0.454					RW			
Scope:	Rail/Highway Crossing					CN	2024	\$260	\$0
						Total		\$285	\$0
Service Area / Fund	Previous	FY2023	FY2024	FY2025	FY2026	FY2027	FY2028	Total	
Specialized State and Federal									
Federal	\$72	\$206	\$0	\$0	\$0	\$0	\$0	\$277	
Match	\$8	\$0	\$0	\$0	\$0	\$0	\$0	\$8	
TOTAL	\$80	\$206	\$0	\$0	\$0	\$0	\$0	\$285	

ROUTE: 9999		PROJECT NAME				PROGRAM/SYSTEM		MPO Area	
UPC:	115236	#SMART20 Terminal Blvd/Diven St Intersection Improvements				Urban		Hampton Roads	
Street Name:	Diven Street					Start (CY)		Budget	Expenditure
Jurisdiction:	Norfolk					PE	2023	\$250	\$0
Description:	FROM: Terminal Blvd TO: Matthew Henson Street (0.1000 MI)					RW	2025	\$25	\$0
Scope:	Traffic Management/Engineering					CN	2026	\$1,458	\$0
						Total		\$1,733	\$0
Service Area / Fund	Previous	FY2023	FY2024	FY2025	FY2026	FY2027	FY2028	Total	
District Grant Program									
Federal	\$0	\$0	\$250	\$733	\$0	\$0	\$0	\$983	
State	\$0	\$0	\$750	\$0	\$0	\$0	\$0	\$750	
TOTAL	\$0	\$0	\$1,000	\$733	\$0	\$0	\$0	\$1,733	

ROUTE: 9999		PROJECT NAME				PROGRAM/SYSTEM		MPO Area	
UPC:	115242	#SMART20 Hampton Roads Center Pkwy Bike & Pedestrian Access				Urban		Hampton Roads	
Street Name:	Hampton Roads Center Pkwy					Start (CY)		Budget	Expenditure
Jurisdiction:	Hampton					PE	2023	\$446	\$0
Description:	FROM: N. Armistead Avenue TO: Coliseum Drive (0.4000 MI)					RW	2025	\$21	\$0
Scope:	Facilities for Pedestrians and Bicycles					CN	2026	\$1,696	\$0
						Total		\$2,163	\$0
Service Area / Fund	Previous	FY2023	FY2024	FY2025	FY2026	FY2027	FY2028	Total	
District Grant Program									
Federal	\$0	\$0	\$200	\$1,717	\$0	\$0	\$0	\$1,917	
State	\$0	\$0	\$241	\$0	\$0	\$0	\$0	\$241	
Other Funds									
Other	\$5	\$0	\$0	\$0	\$0	\$0	\$0	\$5	
TOTAL	\$5	\$0	\$441	\$1,717	\$0	\$0	\$0	\$2,163	

ROUTE: 9999		PROJECT NAME				PROGRAM/SYSTEM		MPO Area	
UPC:	115243	#SMART20 N Armistead Ave Recon, Ped, & Drainage Improvements.				Urban		Hampton Roads	
Street Name:	North Armistead Ave					Start (CY)		Budget	Expenditure
Jurisdiction:	Hampton					PE	2022	\$660	\$2
Description:	FROM: Thomas Street TO: Convention Center Blvd (0.7830 MI)					RW	2022	\$50	\$0
Scope:	Safety					CN	2024	\$4,589	\$0
						Total		\$5,299	\$2
Service Area / Fund	Previous	FY2023	FY2024	FY2025	FY2026	FY2027	FY2028	Total	
District Grant Program									
Federal	\$600	\$500	\$1,829	\$1,819	\$0	\$0	\$0	\$4,748	
State	\$71	\$0	\$0	\$0	\$0	\$0	\$0	\$71	
Other Funds									
Other	\$480	\$0	\$0	\$0	\$0	\$0	\$0	\$480	
TOTAL	\$1,151	\$500	\$1,829	\$1,819	\$0	\$0	\$0	\$5,299	

ROUTE: 9999	PROJECT NAME				PROGRAM/SYSTEM		MPO Area			
UPC: 115245	#SMART20 General Booth Blvd/Oceana Blvd Intersection Improve				Urban		Hampton Roads			
Street Name:	General Booth Blvd & Oceana Blvd						Start (CY)	Budget	Expenditure	
Jurisdiction:	Virginia Beach						PE	2022	\$663	\$0
Description:	FROM: General Booth Blvd (approx 800') TO: Oceana Blvd. (approx 866') (0.3000 MI)						RW	2024	\$997	\$0
Scope:	Reconstruction w/ Added Capacity						CN	2026	\$2,440	\$0
							Total		\$4,100	\$0
Service Area / Fund	Previous	FY2023	FY2024	FY2025	FY2026	FY2027	FY2028	Total		
District Grant Program										
Federal	\$0	\$0	\$1,550	\$1,550	\$0	\$0	\$0	\$3,100		
State	\$200	\$300	\$0	\$0	\$0	\$0	\$0	\$500		
Other Funds										
Other	\$500	\$0	\$0	\$0	\$0	\$0	\$0	\$500		
TOTAL	\$700	\$300	\$1,550	\$1,550	\$0	\$0	\$0	\$4,100		

ROUTE: 9999	PROJECT NAME				PROGRAM/SYSTEM		MPO Area			
UPC: 115350	#SMART20 Battlefield Blvd/Volvo Pkwy Intersection Improvemnt				Urban		Hampton Roads			
Street Name:	Volvo Parkway						Start (CY)	Budget	Expenditure	
Jurisdiction:	Chesapeake						PE	2022	\$282	\$0
Description:	FROM: Intersection of Volvo Pkwy & Battlefield Blvd TO: Intersection of Volvo Pkwy & Battlefield Blvd						RW	2024	\$189	\$0
Scope:	Reconstruction w/ Added Capacity						CN	2025	\$1,003	\$0
							Total		\$1,475	\$0
Service Area / Fund	Previous	FY2023	FY2024	FY2025	FY2026	FY2027	FY2028	Total		
District Grant Program										
Federal	\$0	\$0	\$547	\$500	\$0	\$0	\$0	\$1,047		
State	\$200	\$200	\$0	\$0	\$0	\$0	\$0	\$400		
Other Funds										
Other	\$28	\$0	\$0	\$0	\$0	\$0	\$0	\$28		
TOTAL	\$228	\$200	\$547	\$500	\$0	\$0	\$0	\$1,475		

ROUTE: 9999	PROJECT NAME				PROGRAM/SYSTEM		MPO Area			
UPC: 115351	#SMART20 Portsmouth Railroad Crossing Message Signs				Urban		Hampton Roads			
Street Name:	Various						Start (CY)	Budget	Expenditure	
Jurisdiction:	Portsmouth						PE	2021	\$204	\$0
Description:	FROM: Various TO: Various						RW			
Scope:	Rail/Highway Crossing						CN	2023	\$570	\$0
							Total		\$774	\$0
Service Area / Fund	Previous	FY2023	FY2024	FY2025	FY2026	FY2027	FY2028	Total		
District Grant Program										
Federal	\$0	\$0	\$100	\$470	\$0	\$0	\$0	\$570		
Other Funds										
Other	\$204	\$0	\$0	\$0	\$0	\$0	\$0	\$204		
TOTAL	\$204	\$0	\$100	\$470	\$0	\$0	\$0	\$774		

ROUTE: 9999	PROJECT NAME	PROGRAM/SYSTEM	MPO Area					
UPC: 115369	Citywide Traffic Signal System Upgrade	Urban	Hampton Roads					
Street Name: Various			Start (CY)	Budget	Expenditure			
Jurisdiction: Chesapeake		PE	2025	\$125	\$0			
Description: FROM: Various TO: Various		RW						
Scope: Traffic Management/Engineering		CN	2026	\$750	\$0			
		Total		\$875	\$0			
Service Area / Fund	Previous	FY2023	FY2024	FY2025	FY2026	FY2027	FY2028	Total
Specialized State and Federal								
MPO CMAQ	\$0	\$0	\$0	\$175	\$175	\$175	\$175	\$700

ROUTE: 9999	PROJECT NAME	PROGRAM/SYSTEM	MPO Area					
UPC: 115370	Traffic Signal Detection Upgrades	Urban	Hampton Roads					
Street Name: Various			Start (CY)	Budget	Expenditure			
Jurisdiction: Norfolk		PE	2025	\$100	\$0			
Description: FROM: Various TO: Various		RW						
Scope: Traffic Management/Engineering		CN	2026	\$900	\$0			
		Total		\$1,000	\$0			
Service Area / Fund	Previous	FY2023	FY2024	FY2025	FY2026	FY2027	FY2028	Total
Specialized State and Federal								
MPO CMAQ	\$0	\$0	\$0	\$1,000	\$0	\$0	\$0	\$1,000

ROUTE: 9999	PROJECT NAME	PROGRAM/SYSTEM	MPO Area					
UPC: 115372	Transportation Information and Decision Support System	Urban	Hampton Roads					
Street Name: Various			Start (CY)	Budget	Expenditure			
Jurisdiction: Norfolk		PE	2025	\$100	\$0			
Description: FROM: Various TO: Various		RW						
Scope: Traffic Management/Engineering		CN	2026	\$700	\$0			
		Total		\$800	\$0			
Service Area / Fund	Previous	FY2023	FY2024	FY2025	FY2026	FY2027	FY2028	Total
Specialized State and Federal								
MPO CMAQ	\$0	\$0	\$0	\$100	\$700	\$0	\$0	\$800

ROUTE: 9999	PROJECT NAME	PROGRAM/SYSTEM	MPO Area					
UPC: 115373	Opticom Emergency Vehicle Preemption (EVP)	Urban	Hampton Roads					
Jurisdiction: Newport News			Start (CY)	Budget	Expenditure			
Description: FROM: Various - Newport news wide TO: Various - Newport News wide		PE	2025	\$50	\$0			
Scope: Traffic Management/Engineering		RW						
		CN	2027	\$725	\$0			
		Total		\$775	\$0			
Service Area / Fund	Previous	FY2023	FY2024	FY2025	FY2026	FY2027	FY2028	Total
Specialized State and Federal								
MPO CMAQ	\$0	\$0	\$0	\$413	\$363	\$0	\$0	\$775

ROUTE: 9999	PROJECT NAME	PROGRAM/SYSTEM	MPO Area					
UPC: 115376	Permanent Message Boards	Urban	Hampton Roads					
Jurisdiction: Newport News			Start (CY)	Budget	Expenditure			
Description: FROM: Various - Newport News Wide TO: Various - Newport News Wide		PE	2025	\$100	\$0			
Scope: Traffic Management/Engineering		RW						
		CN	2027	\$400	\$0			
		Total		\$500	\$0			
Service Area / Fund	Previous	FY2023	FY2024	FY2025	FY2026	FY2027	FY2028	Total
Specialized State and Federal								
MPO CMAQ	\$0	\$0	\$0	\$100	\$400	\$0	\$0	\$500

ROUTE: 9999	PROJECT NAME	PROGRAM/SYSTEM	MPO Area					
UPC: 115377	Traffic Signal System Communications Network Upgrades	Urban	Hampton Roads					
Street Name: Various			Start (CY)	Budget	Expenditure			
Jurisdiction: Norfolk		PE	2025	\$250	\$0			
Description: FROM: Various TO: Various		RW						
Scope: Traffic Management/Engineering		CN	2026	\$750	\$0			
		Total		\$1,000	\$0			
Service Area / Fund	Previous	FY2023	FY2024	FY2025	FY2026	FY2027	FY2028	Total
Specialized State and Federal								
MPO CMAQ	\$0	\$0	\$0	\$250	\$750	\$0	\$0	\$1,000

ROUTE: 9999	PROJECT NAME	PROGRAM/SYSTEM	MPO Area					
UPC: 115424	Southside Bike Lane Network	Urban	Hampton Roads					
Street Name: Various			Start (CY)	Budget	Expenditure			
Jurisdiction: Norfolk		PE	2024	\$104	\$0			
Description: FROM: Various TO: Various (3.4000 MI)		RW						
Scope: Facilities for Pedestrians and Bicycles		CN	2026	\$912	\$0			
		Total		\$1,016	\$0			
Service Area / Fund	Previous	FY2023	FY2024	FY2025	FY2026	FY2027	FY2028	Total
Specialized State and Federal								
MPO RSTP	\$0	\$0	\$0	\$104	\$912	\$0	\$0	\$1,016

ROUTE: 9999	PROJECT NAME	PROGRAM/SYSTEM	MPO Area					
UPC: 115425	Strategic Plan & Comprehensive Operating Analysis	Urban	Hampton Roads					
Jurisdiction: Williamsburg			Start (CY)	Budget	Expenditure			
Description: FROM: Citywide TO: Citywide		PE	2025	\$300	\$0			
Scope: Transit		RW						
		CN						
		Total		\$300	\$0			
Service Area / Fund	Previous	FY2023	FY2024	FY2025	FY2026	FY2027	FY2028	Total
Specialized State and Federal								
MPO RSTP	\$0	\$0	\$0	\$300	\$0	\$0	\$0	\$300

ROUTE: 9999	PROJECT NAME		PROGRAM/SYSTEM				MPO Area	
UPC: 115512	#SMART20 Longhill Road Shared Use Path		Urban				Hampton Roads	
Street Name:	Longhill Road		Start (CY)		Budget	Expenditure		
Jurisdiction:	James City County		PE	2019	\$530	\$222		
Description:	FROM: DePue Drive TO: Lane Place		RW	2023	\$530	\$0		
Scope:	Facilities for Pedestrians and Bicycles		CN	2024	\$3,340	\$0		
			Total		\$4,400	\$222		
Service Area / Fund	Previous	FY2023	FY2024	FY2025	FY2026	FY2027	FY2028	Total
High Priority Projects								
State	\$95	\$0	\$0	\$0	\$0	\$0	\$0	\$95
District Grant Program								
Federal	\$0	\$0	\$1,700	\$1,400	\$0	\$0	\$0	\$3,100
State	\$705	\$500	\$0	\$0	\$0	\$0	\$0	\$1,205
TOTAL	\$800	\$500	\$1,700	\$1,400	\$0	\$0	\$0	\$4,400

ROUTE: 9999	PROJECT NAME		PROGRAM/SYSTEM				MPO Area	
UPC: 115516	Battlefield Blvd/Volvo Parkway Intersection Improvements		Urban				Hampton Roads	
Street Name:	Volvo Parkway		Start (CY)		Budget	Expenditure		
Jurisdiction:	Chesapeake		PE	2025	\$128	\$0		
Description:	FROM: Intersection of Volvo Pkwy & Battlefield Blvd TO: Intersection of Volvo Pkwy & Battlefield Blvd		RW	2026	\$190	\$0		
Scope:	Reconstruction w/ Added Capacity		CN	2027	\$510	\$0		
			Total		\$828	\$0		
Service Area / Fund	Previous	FY2023	FY2024	FY2025	FY2026	FY2027	FY2028	Total
Specialized State and Federal								
MPO CMAQ	\$0	\$0	\$0	\$318	\$510	\$0	\$0	\$828

ROUTE: 9999	PROJECT NAME		PROGRAM/SYSTEM				MPO Area	
UPC: 115518	Citywide Signal Retiming Phase 4		Urban				Hampton Roads	
Street Name:	Various		Start (CY)		Budget	Expenditure		
Jurisdiction:	Norfolk		PE	2025	\$340	\$0		
Description:	FROM: Various TO: Various		RW					
Scope:	Traffic Management/Engineering		CN					
			Total		\$340	\$0		
Service Area / Fund	Previous	FY2023	FY2024	FY2025	FY2026	FY2027	FY2028	Total
Specialized State and Federal								
MPO CMAQ	\$0	\$0	\$0	\$170	\$170	\$0	\$0	\$340

ROUTE: 9999	PROJECT NAME		PROGRAM/SYSTEM				MPO Area	
UPC: 115519	Signal Retiming Improvements		Urban				Hampton Roads	
Jurisdiction:	Newport News		Start (CY)		Budget	Expenditure		
Description:	FROM: Various TO: Various		PE	2025	\$1,350	\$0		
Scope:	Traffic Management/Engineering		RW					
			CN					
			Total		\$1,350	\$0		
Service Area / Fund	Previous	FY2023	FY2024	FY2025	FY2026	FY2027	FY2028	Total
Specialized State and Federal								
MPO CMAQ	\$0	\$0	\$0	\$450	\$450	\$450	\$0	\$1,350

ROUTE: 9999	PROJECT NAME				PROGRAM/SYSTEM		MPO Area		
UPC: 115520	Chesapeake Signal Timing-All Phases				Urban		Hampton Roads		
Street Name: Various							Start (CY)	Budget	Expenditure
Jurisdiction: Chesapeake					PE	2025	\$600	\$0	
Description: FROM: Various TO: Various					RW				
Scope: Traffic Management/Engineering					CN				
Total							\$600	\$0	
Service Area / Fund	Previous	FY2023	FY2024	FY2025	FY2026	FY2027	FY2028	Total	
Specialized State and Federal									
MPO CMAQ	\$0	\$0	\$0	\$150	\$150	\$150	\$150	\$600	

ROUTE: 9999	PROJECT NAME				PROGRAM/SYSTEM		MPO Area		
UPC: 115525	#SMART20 Seaboard Coastline Trail Segment 1				Urban		Hampton Roads		
Street Name: Various							Start (CY)	Budget	Expenditure
Jurisdiction: Suffolk					PE	2023	\$356	\$0	
Description: FROM: Moore Avenue TO: Suburban Drive (1.5000 MI)					RW	2025	\$78	\$0	
Scope: Facilities for Pedestrians and Bicycles					CN	2026	\$3,789	\$0	
Total							\$4,223	\$0	
Service Area / Fund	Previous	FY2023	FY2024	FY2025	FY2026	FY2027	FY2028	Total	
High Priority Projects									
Federal	\$0	\$0	\$174	\$1,330	\$0	\$670	\$0	\$2,174	
State	\$0	\$0	\$576	\$73	\$1,250	\$0	\$0	\$1,899	
Other Funds									
Other	\$150	\$0	\$0	\$0	\$0	\$0	\$0	\$150	
TOTAL	\$150	\$0	\$750	\$1,403	\$1,250	\$670	\$0	\$4,223	

ROUTE: 9999	PROJECT NAME				PROGRAM/SYSTEM		MPO Area		
UPC: 115527	#SMART20 Little Back River Peak Directional & 2Way Left Turn				Urban		Hampton Roads		
Street Name: Little Back River Road							Start (CY)	Budget	Expenditure
Jurisdiction: Hampton					PE	2024	\$955	\$0	
Description: FROM: Harris Creek Road TO: Clemwood Parkway (1.2000 MI)					RW	2026	\$580	\$0	
Scope: Reconstruction w/ Added Capacity					CN	2028	\$7,300	\$0	
Total							\$8,835	\$0	
Service Area / Fund	Previous	FY2023	FY2024	FY2025	FY2026	FY2027	FY2028	Total	
District Grant Program									
Federal	\$0	\$0	\$4,500	\$3,500	\$0	\$0	\$0	\$8,000	
State	\$0	\$500	\$252	\$83	\$0	\$0	\$0	\$835	
TOTAL	\$0	\$500	\$4,752	\$3,583	\$0	\$0	\$0	\$8,835	

ROUTE: 9999		PROJECT NAME				PROGRAM/SYSTEM		MPO Area	
UPC: 115543		Nimmo Parkway Phase VIIB				Urban		Hampton Roads	
REPORT NOTE: Balance to be provided by Locality									
Street Name: Nimmo Parkway						Start (CY)		Budget	Expenditure
Jurisdiction: Virginia Beach						PE	2024	\$3,235	\$0
Description: FROM: Albuquerque Drive TO: Western terminus of Sandbridge Road (1.6000 MI)						RW	2026	\$2,250	\$0
Scope: New Construction Roadway						CN	2028	\$36,427	\$0
						Total		\$41,912	\$0
Service Area / Fund	Previous	FY2023	FY2024	FY2025	FY2026	FY2027	FY2028	Total	
Specialized State and Federal									
MPO RSTP	\$0	\$0	\$0	\$500	\$4,000	\$5,000	\$4,500	\$14,000	
Revenue Sharing									
State	\$0	\$0	\$0	\$250	\$250	\$0	\$0	\$500	
Local	\$0	\$0	\$0	\$250	\$250	\$0	\$0	\$500	
TOTAL	\$0	\$0	\$0	\$1,000	\$4,500	\$5,000	\$4,500	\$15,000	

ROUTE: 9999		PROJECT NAME				PROGRAM/SYSTEM		MPO Area	
UPC: 115863		Portsmouth Signal Timing - Phases 1-4				Urban		Hampton Roads	
Street Name: Various						Start (CY)		Budget	Expenditure
Jurisdiction: Portsmouth						PE	2025	\$480	\$0
Description: FROM: Various TO: Various						RW			
Scope: Traffic Management/Engineering						CN			
						Total		\$480	\$0
Service Area / Fund	Previous	FY2023	FY2024	FY2025	FY2026	FY2027	FY2028	Total	
Specialized State and Federal									
MPO CMAQ	\$0	\$0	\$0	\$120	\$120	\$120	\$120	\$480	

ROUTE: 9999		PROJECT NAME				PROGRAM/SYSTEM		MPO Area	
UPC: 115871		#SMART20 Newport News Shipyard - Gloucester MAX Service				Other		Hampton Roads	
Jurisdiction: Multi-jurisdictional: Hampton Roads MPO						Start (CY)		Budget	Expenditure
Description: FROM: Guinea Road Park and Ride TO: Newport News shipyard						PE			
Scope: Transit						RW			
						CN	2024	\$1,200	\$0
						Total		\$1,200	\$0
Service Area / Fund	Previous	FY2023	FY2024	FY2025	FY2026	FY2027	FY2028	Total	
High Priority Projects									
Federal	\$0	\$0	\$0	\$600	\$0	\$0	\$0	\$600	
State	\$0	\$0	\$600	\$0	\$0	\$0	\$0	\$600	
TOTAL	\$0	\$0	\$600	\$600	\$0	\$0	\$0	\$1,200	

ROUTE: 9999		PROJECT NAME				PROGRAM/SYSTEM		MPO Area	
UPC: 115880		#SMART20 WATA Bus Stop Pull Offs				Other		Hampton Roads	
Jurisdiction: Multi-jurisdictional: Hampton Roads MPO						Start (CY)		Budget	Expenditure
Description: FROM: Bus Stop Upper JCC off Richmond Road TO: Bus Stop York County off Jefferson Avenue						PE	2024	\$40	\$0
Scope: Transit						RW	2024	\$40	\$0
						CN	2025	\$175	\$0
						Total		\$255	\$0
Service Area / Fund	Previous	FY2023	FY2024	FY2025	FY2026	FY2027	FY2028	Total	
High Priority Projects									
Federal	\$0	\$0	\$80	\$175	\$0	\$0	\$0	\$255	

ROUTE: 9999	PROJECT NAME				PROGRAM/SYSTEM		MPO Area		
UPC: 117116	Westminster Avenue Reconstruction				Urban		Hampton Roads		
Street Name:	Westminster Avenue						Start (CY)	Budget	Expenditure
Jurisdiction:	Norfolk				PE	2024	\$530	\$0	
Description:	FROM: Kimball Terrace TO: East End Avenue (0.4000 MI)				RW				
Scope:	Reconstruction w/o Added Capacity				CN	2027	\$1,415	\$0	
							Total	\$1,945	\$0
Service Area / Fund	Previous	FY2023	FY2024	FY2025	FY2026	FY2027	FY2028	Total	
Revenue Sharing									
State	\$265	\$124	\$400	\$0	\$0	\$0	\$0	\$789	
Local	\$265	\$124	\$400	\$0	\$0	\$0	\$0	\$789	
TOTAL	\$530	\$247	\$800	\$0	\$0	\$0	\$0	\$1,577	

ROUTE: 9999	PROJECT NAME				PROGRAM/SYSTEM		MPO Area			
UPC: 117130	Downtown Pedestrian Improvements				Urban		Hampton Roads			
Jurisdiction:	Newport News						Start (CY)	Budget	Expenditure	
Description:	FROM: Various - Newport News Wide TO: Various - Newport News Wide				PE	2021	\$28	\$0		
Scope:	Facilities for Pedestrians and Bicycles				RW					
							CN	2023	\$223	\$0
							Total	\$250	\$0	
Service Area / Fund	Previous	FY2023	FY2024	FY2025	FY2026	FY2027	FY2028	Total		
Revenue Sharing										
State	\$14	\$20	\$65	\$0	\$0	\$0	\$0	\$99		
Local	\$14	\$20	\$65	\$0	\$0	\$0	\$0	\$99		
TOTAL	\$28	\$40	\$130	\$0	\$0	\$0	\$0	\$197		

ROUTE: 9999	PROJECT NAME				PROGRAM/SYSTEM		MPO Area		
UPC: 117133	Pedestrian Improvements-Warwick Blvd to Bland Blvd South				Urban		Hampton Roads		
Street Name:	Cambell Road						Start (CY)	Budget	Expenditure
Jurisdiction:	Newport News				PE	2021	\$90	\$0	
Description:	FROM: Bland Boulevard TO: Warwick Boulevard				RW	2023	\$100	\$0	
Scope:	Facilities for Pedestrians and Bicycles				CN	2024	\$2,610	\$0	
							Total	\$2,800	\$0
Service Area / Fund	Previous	FY2023	FY2024	FY2025	FY2026	FY2027	FY2028	Total	
Revenue Sharing									
State	\$45	\$259	\$800	\$296	\$0	\$0	\$0	\$1,400	
Local	\$45	\$259	\$800	\$296	\$0	\$0	\$0	\$1,400	
TOTAL	\$90	\$518	\$1,600	\$592	\$0	\$0	\$0	\$2,800	

ROUTE: 9999	PROJECT NAME				PROGRAM/SYSTEM		MPO Area			
UPC: 117134	Citywide Sidewalk and Handicap Ramp				Urban		Hampton Roads			
Jurisdiction:	Newport News						Start (CY)	Budget	Expenditure	
Description:	FROM: Citywide TO: Citywide				PE	2021	\$11	\$0		
Scope:	Facilities for Pedestrians and Bicycles				RW	2023	\$5	\$0		
							CN	2024	\$244	\$0
							Total	\$260	\$0	
Service Area / Fund	Previous	FY2023	FY2024	FY2025	FY2026	FY2027	FY2028	Total		
Revenue Sharing										
State	\$6	\$20	\$73	\$0	\$0	\$0	\$0	\$99		
Local	\$6	\$20	\$73	\$0	\$0	\$0	\$0	\$99		
TOTAL	\$11	\$40	\$146	\$0	\$0	\$0	\$0	\$197		

ROUTE: 9999		PROJECT NAME				PROGRAM/SYSTEM		MPO Area	
UPC: 117136		Complete Streets-16th Street				Urban		Hampton Roads	
Street Name: 16th Street						Start (CY)		Budget	Expenditure
Jurisdiction: Newport News						PE	2021	\$605	\$0
Description: FROM: Jefferson Avenue TO: Marshall Avenue						RW	2024	\$500	\$0
Scope: Reconstruction w/o Added Capacity						CN	2024	\$5,095	\$0
						Total		\$6,200	\$0
Service Area / Fund	Previous	FY2023	FY2024	FY2025	FY2026	FY2027	FY2028	Total	
Revenue Sharing									
State	\$303	\$1,000	\$1,353	\$0	\$0	\$0	\$0	\$2,656	
Local	\$303	\$1,000	\$1,353	\$0	\$0	\$0	\$0	\$2,656	
TOTAL	\$605	\$2,000	\$2,707	\$0	\$0	\$0	\$0	\$5,312	

ROUTE: 9999		PROJECT NAME				PROGRAM/SYSTEM		MPO Area	
UPC: 117137		ADA Ramps Phase 5				Urban		Hampton Roads	
Street Name: Citywide						Start (CY)		Budget	Expenditure
Jurisdiction: Norfolk						PE	2024	\$6	\$0
Description: FROM: Citywide TO: Citywide						RW			
Scope: Facilities for Pedestrians and Bicycles						CN	2027	\$994	\$0
						Total		\$1,000	\$0
Service Area / Fund	Previous	FY2023	FY2024	FY2025	FY2026	FY2027	FY2028	Total	
Revenue Sharing									
State	\$3	\$91	\$300	\$0	\$0	\$0	\$0	\$394	
Local	\$3	\$91	\$300	\$0	\$0	\$0	\$0	\$394	
Other Funds									
Other	\$211	\$0	\$0	\$0	\$0	\$0	\$0	\$211	
TOTAL	\$217	\$183	\$600	\$0	\$0	\$0	\$0	\$1,000	

ROUTE: 9999		PROJECT NAME				PROGRAM/SYSTEM		MPO Area	
UPC: 117183		Capitol Landing Road (SR143) Outfall Stream Restoration				Urban		Hampton Roads	
Street Name: Capitol Landing Road						Start (CY)		Budget	Expenditure
Jurisdiction: Williamsburg						PE	2021	\$61	\$0
Description: FROM: 500' N. of Suri Drive TO: 500' N of Suri Drive (0.1200 MI)						RW			
Scope: Restoration and Rehabilitation						CN	2023	\$351	\$0
						Total		\$412	\$0
Service Area / Fund	Previous	FY2023	FY2024	FY2025	FY2026	FY2027	FY2028	Total	
Revenue Sharing									
State	\$30	\$50	\$126	\$0	\$0	\$0	\$0	\$206	
Local	\$30	\$50	\$126	\$0	\$0	\$0	\$0	\$206	
TOTAL	\$61	\$100	\$251	\$0	\$0	\$0	\$0	\$412	

ROUTE: 9999		PROJECT NAME				PROGRAM/SYSTEM		MPO Area		
UPC: 117195		Siege Lane Sidewalk				Urban		Hampton Roads		
Street Name: Siege Lane								Start (CY)	Budget	Expenditure
Jurisdiction: York County						PE		2025	\$70	\$0
Description: FROM: York-Warwick Drive (Route 1203) TO: Runaway Lane (Route 1175) (0.3900 MI)						RW		2027	\$21	\$0
Scope: Facilities for Pedestrians and Bicycles						CN		2028	\$265	\$0
						Total			\$357	\$0
Service Area / Fund	Previous	FY2023	FY2024	FY2025	FY2026	FY2027	FY2028	Total		
Revenue Sharing										
State	\$35	\$42	\$100	\$0	\$0	\$0	\$0	\$177		
Local	\$35	\$42	\$100	\$0	\$0	\$0	\$0	\$177		
TOTAL	\$70	\$84	\$200	\$0	\$0	\$0	\$0	\$354		

ROUTE: 9999		PROJECT NAME				PROGRAM/SYSTEM		MPO Area	
UPC: 117232		#ITTF21 REGIONAL MICROTRANSIT DEMONSTRATION PROJECT				Other		Hampton Roads	
Jurisdiction: Hampton Roads District-wide									
Description: FROM: various TO: various									
Scope: Safety									
Service Area / Fund	Previous	FY2023	FY2024	FY2025	FY2026	FY2027	FY2028	Total	
High Priority Projects									
ITTF	\$1,598	\$0	\$0	\$0	\$0	\$0	\$0	\$1,598	

ROUTE: 9999		PROJECT NAME				PROGRAM/SYSTEM		MPO Area	
UPC: 117345		SAFETY PRESCOPING - HAMPTON ROADS				Other		Hampton Roads	
Jurisdiction: Hampton Roads District-wide									
Description: FROM: VARIOUS TO: VARIOUS									
Scope: Safety									
Service Area / Fund	Previous	FY2023	FY2024	FY2025	FY2026	FY2027	FY2028	Total	
VA Safety Funds									
Federal	\$191	\$180	\$191	\$201	\$0	\$0	\$0	\$764	
Specialized State and Federal									
Federal	\$1,236	\$0	\$0	\$0	\$0	\$0	\$0	\$1,236	
TOTAL	\$1,427	\$180	\$191	\$201	\$0	\$0	\$0	\$2,000	

ROUTE: 9999		PROJECT NAME				PROGRAM/SYSTEM		MPO Area		
UPC: 119210		#SMART22 CENTRALIZED TRANSIT SIGNAL PRIORITY				Urban		Hampton Roads		
Street Name: Citywide								Start (CY)	Budget	Expenditure
Jurisdiction: Norfolk						PE		2025	\$668	\$0
Description: FROM: Various TO: Various						RW				
Scope: Traffic Management/Engineering						CN		2028	\$1,325	\$0
						Total			\$1,992	\$0
Service Area / Fund	Previous	FY2023	FY2024	FY2025	FY2026	FY2027	FY2028	Total		
District Grant Program										
Federal	\$0	\$0	\$0	\$0	\$0	\$795	\$0	\$795		
State	\$0	\$0	\$0	\$0	\$1,000	\$197	\$0	\$1,197		
TOTAL	\$0	\$0	\$0	\$0	\$1,000	\$992	\$0	\$1,992		

ROUTE: 9999	PROJECT NAME		PROGRAM/SYSTEM				MPO Area	
UPC: 119229	#SMART22 RAILROAD CROSSING MESSAGE SIGNS		Urban				Hampton Roads	
Street Name:	Little Creek Roas		Start (CY)		Budget	Expenditure		
Jurisdiction:	Norfolk		PE	2025	\$621	\$0		
Description:	FROM: Grandy Street TO: Hampton Blvd (1.9800 MI)		RW	2027	\$23	\$0		
Scope:	Utilities		CN	2028	\$5,184	\$0		
			Total		\$5,828	\$0		
Service Area / Fund	Previous	FY2023	FY2024	FY2025	FY2026	FY2027	FY2028	Total
District Grant Program								
Federal	\$0	\$0	\$0	\$0	\$2,900	\$2,900	\$0	\$5,800
State	\$0	\$0	\$0	\$0	\$28	\$0	\$0	\$28
TOTAL	\$0	\$0	\$0	\$0	\$2,928	\$2,900	\$0	\$5,828

ROUTE: 9999	PROJECT NAME		PROGRAM/SYSTEM				MPO Area	
UPC: 119233	#SMART22 NORTH CAMPUS PKWY BICYCLE & PED IMPROVEMENTS		Urban				Hampton Roads	
Street Name:	N Campus Pkwy		Start (CY)		Budget	Expenditure		
Jurisdiction:	Hampton		PE	2025	\$481	\$0		
Description:	FROM: Magruder Blvd TO: Commandar Shepard Blvd (0.7510 MI)		RW	2028	\$400	\$0		
Scope:	Facilities for Pedestrians and Bicycles		CN	2028	\$2,286	\$0		
			Total		\$3,166	\$0		
Service Area / Fund	Previous	FY2023	FY2024	FY2025	FY2026	FY2027	FY2028	Total
District Grant Program								
State	\$0	\$0	\$0	\$0	\$1,500	\$1,666	\$0	\$3,166

ROUTE: 9999	PROJECT NAME		PROGRAM/SYSTEM				MPO Area	
UPC: 119246	CITYWIDE TRAFFIC SIGNAL SYSTEM UPGRADES		Urban				Hampton Roads	
Street Name:	Citywide Locations		Start (CY)		Budget	Expenditure		
Jurisdiction:	Chesapeake		PE	2027	\$350	\$0		
Description:	FROM: Various TO: Various (0.0100 MI)		RW					
Scope:	Traffic Management/Engineering		CN	2030	\$900	\$0		
			Total		\$1,250	\$0		
Service Area / Fund	Previous	FY2023	FY2024	FY2025	FY2026	FY2027	FY2028	Total
Specialized State and Federal								
MPO CMAQ	\$0	\$0	\$0	\$0	\$0	\$250	\$250	\$500

ROUTE: 9999	PROJECT NAME		PROGRAM/SYSTEM				MPO Area	
UPC: 119263	#SGR22LB-BRIDGE REPL.-LONG RIDGE RD OVER POCATY CREEK 21800		Urban				Hampton Roads	
Street Name:	Long Ridge Road		Start (CY)		Budget	Expenditure		
Jurisdiction:	Chesapeake		PE	2027	\$563	\$0		
Description:	FROM: Long Ridge Road (Centerville Turnpike) TO: Long Ridge Road (Centerville Turnpike) (0.0100 MI)		RW	2029	\$299	\$0		
Scope:	Bridge Replacement w/o Added Capacity		CN	2029	\$2,512	\$0		
			Total		\$3,374	\$0		
Service Area / Fund	Previous	FY2023	FY2024	FY2025	FY2026	FY2027	FY2028	Total
State of Good Repair								
State	\$0	\$0	\$0	\$0	\$0	\$3,374	\$0	\$3,374

ROUTE: 9999	PROJECT NAME				PROGRAM/SYSTEM		MPO Area		
UPC: 119264	DEEP CREEK ELEMENTARY SCHOOL TRAFFIC SIGNAL IMPROVEMENT				Urban		Hampton Roads		
Street Name:	George Washington Hwy						Start (CY)	Budget	Expenditure
Jurisdiction:	Chesapeake				PE	2027	\$150	\$0	
Description:	FROM: Forehand Drive/Margaret Booker Drive TO: Forehand Drive/Margaret Booker Drive (0.0100 MI)				RW	2029	\$150	\$0	
Scope:	Traffic Management/Engineering				CN	2030	\$1,800	\$0	
					Total		\$2,100	\$0	
Service Area / Fund	Previous	FY2023	FY2024	FY2025	FY2026	FY2027	FY2028	Total	
Specialized State and Federal									
MPO CMAQ	\$0	\$0	\$0	\$0	\$0	\$150	\$150	\$300	

ROUTE: 9999	PROJECT NAME				PROGRAM/SYSTEM		MPO Area		
UPC: 119266	CONSTANCE ROAD AT WILROY ROAD INTERSECTION				Urban		Hampton Roads		
Street Name:	Constance Road						Start (CY)	Budget	Expenditure
Jurisdiction:	Suffolk				PE	2026	\$300	\$0	
Description:	FROM: Constance Road/ Wilroy Road TO: Constance Road/Wilroy Road (0.0100 MI)				RW	2028	\$2,200	\$0	
Scope:	Reconstruction w/ Added Capacity				CN	2029	\$400	\$0	
					Total		\$2,900	\$0	
Service Area / Fund	Previous	FY2023	FY2024	FY2025	FY2026	FY2027	FY2028	Total	
Specialized State and Federal									
MPO CMAQ	\$0	\$0	\$0	\$0	\$0	\$300	\$2,200	\$2,500	

ROUTE: 9999	PROJECT NAME				PROGRAM/SYSTEM		MPO Area		
UPC: 119268	CITYWIDE TRAFFIC SIGNAL SYSTEM UPGRADES				Urban		Hampton Roads		
Jurisdiction:	Portsmouth						Start (CY)	Budget	Expenditure
Description:	FROM: Various TO: Various				PE	2027	\$325	\$0	
Scope:	Traffic Management/Engineering				RW				
					CN	2030	\$300	\$0	
					Total		\$625	\$0	
Service Area / Fund	Previous	FY2023	FY2024	FY2025	FY2026	FY2027	FY2028	Total	
Specialized State and Federal									
MPO CMAQ	\$0	\$0	\$0	\$0	\$0	\$300	\$250	\$550	

ROUTE: 9999	PROJECT NAME				PROGRAM/SYSTEM		MPO Area		
UPC: 119271	RTE 460/58/13 SAFETY IMPROVEMENTS				Urban		Hampton Roads		
Street Name:	US Routes 460/58/13						Start (CY)	Budget	Expenditure
Jurisdiction:	Chesapeake				PE	2027	\$1,609	\$0	
Description:	FROM: US Routes 460/58/13 TO: US Routes 460/58/13 (0.0100 MI)				RW	2029	\$2,750	\$0	
Scope:	Traffic Management/Engineering				CN	2030	\$9,827	\$0	
					Total		\$14,186	\$0	
Service Area / Fund	Previous	FY2023	FY2024	FY2025	FY2026	FY2027	FY2028	Total	
Specialized State and Federal									
MPO CMAQ	\$0	\$0	\$0	\$0	\$0	\$1,609	\$2,750	\$4,359	

ROUTE: 9999	PROJECT NAME				PROGRAM/SYSTEM		MPO Area		
UPC: 119279	YORK COUNTY ROADWAY NEEDS ASSESSMENT				Urban		Hampton Roads		
Street Name:	Ballard Street						Start (CY)	Budget	Expenditure
Jurisdiction:	York County				PE		2027	\$600	\$0
Description:	FROM: Main Street TO: Alexander Hamilton Blvd				RW				
Scope:	Other				CN				
							Total	\$600	\$0
Service Area / Fund	Previous	FY2023	FY2024	FY2025	FY2026	FY2027	FY2028	Total	
Specialized State and Federal									
MPO RSTP	\$0	\$0	\$0	\$0	\$0	\$300	\$300	\$600	

ROUTE: 9999	PROJECT NAME				PROGRAM/SYSTEM		MPO Area		
UPC: 119280	VIRGINIA BEACH TRAFFIC SIGNAL SYSTEM RETIMING				Urban		Hampton Roads		
Street Name:	Various						Start (CY)	Budget	Expenditure
Jurisdiction:	Virginia Beach				PE		2026	\$663	\$0
Description:	FROM: Various TO: Various				RW				
Scope:	Traffic Management/Engineering				CN				
							Total	\$663	\$0
Service Area / Fund	Previous	FY2023	FY2024	FY2025	FY2026	FY2027	FY2028	Total	
Specialized State and Federal									
MPO CMAQ	\$0	\$0	\$0	\$0	\$0	\$663	\$0	\$663	

ROUTE: 9999	PROJECT NAME				PROGRAM/SYSTEM		MPO Area		
UPC: 119378	WILROY ROAD AT PROGRESS ROAD INTERSECTION				Urban		Hampton Roads		
Street Name:	Wilroy Road						Start (CY)	Budget	Expenditure
Jurisdiction:	Suffolk				PE		2026	\$300	\$0
Description:	FROM: Wilroy Road/ Progress Road Intersection TO: Wilroy Road/Progress Road Intersection (0.0100 MI)				RW		2028	\$1,800	\$0
Scope:	Reconstruction w/ Added Capacity				CN		2029	\$400	\$0
							Total	\$2,500	\$0
Service Area / Fund	Previous	FY2023	FY2024	FY2025	FY2026	FY2027	FY2028	Total	
Specialized State and Federal									
MPO CMAQ	\$0	\$0	\$0	\$0	\$0	\$300	\$1,800	\$2,100	

ROUTE: 9999	PROJECT NAME				PROGRAM/SYSTEM		MPO Area		
UPC: 119409	CHESAPEAKE SIGNAL TIMING - PHASES 1-4				Urban		Hampton Roads		
Street Name:	Citywide locations						Start (CY)	Budget	Expenditure
Jurisdiction:	Chesapeake				PE		2027	\$600	\$0
Description:	FROM: Military Highway TO: Kempville Road (0.0200 MI)				RW				
Scope:	Traffic Management/Engineering				CN				
							Total	\$600	\$0
Service Area / Fund	Previous	FY2023	FY2024	FY2025	FY2026	FY2027	FY2028	Total	
Specialized State and Federal									
MPO CMAQ	\$0	\$0	\$0	\$0	\$0	\$150	\$150	\$300	

ROUTE: 9999	PROJECT NAME				PROGRAM/SYSTEM		MPO Area			
UPC: 120334	HAMPTON ROADS HSIP UNSIGNALIZED INTERSECTIONS 2				Secondary		Hampton Roads			
Jurisdiction:	Hampton Roads District-wide						Start (CY)	Budget	Expenditure	
Description:	FROM: Hampton Roads District Office - District Wide TO: Hampton Roads District Office - District Wide						PE	2021	\$400	\$43
Scope:	Safety						RW			
							CN	2022	\$1,465	\$0
							Total		\$1,865	\$43
Service Area / Fund	Previous	FY2023	FY2024	FY2025	FY2026	FY2027	FY2028	Total		
VA Safety Funds										
Federal	\$0	\$0	\$547	\$0	\$0	\$0	\$0	\$547		
Specialized State and Federal										
Federal	\$150	\$1,168	\$0	\$0	\$0	\$0	\$0	\$1,318		
TOTAL	\$150	\$1,168	\$547	\$0	\$0	\$0	\$0	\$1,865		

ROUTE: 9999	PROJECT NAME (NEW)				PROGRAM/SYSTEM		MPO Area			
UPC: 121111	CNI-BATES DRIVE MULTI-USE PATH				Enhancement		Hampton Roads			
Jurisdiction:	Newport News						Start (CY)	Budget	Expenditure	
Description:	FROM: King-Lincoln Park TO: 18th Street and Jefferson Ave						PE	2023	\$515	\$0
Scope:	Facilities for Pedestrians and Bicycles						RW	2026	\$66	\$0
							CN	2026	\$2,642	\$0
							Total		\$3,223	\$0
Service Area / Fund	Previous	FY2023	FY2024	FY2025	FY2026	FY2027	FY2028	Total		
Specialized State and Federal										
MPO TAP	\$0	\$765	\$0	\$0	\$0	\$0	\$0	\$765		
Other Funds										
Other	\$2,267	\$191	\$0	\$0	\$0	\$0	\$0	\$2,458		
TOTAL	\$2,267	\$956	\$0	\$0	\$0	\$0	\$0	\$3,223		

ROUTE: 9999	PROJECT NAME (NEW)				PROGRAM/SYSTEM		MPO Area	
UPC: 121184	WILLIAMSBURG JCC SRTS PROGRAM COORDINATOR				Enhancement		Hampton Roads	
Jurisdiction:	James City County							
Description:	FROM: VARIOUS TO: VARIOUS							
Scope:	Safety and Education of Pedestrians /Bicyclists							
Service Area / Fund	Previous	FY2023	FY2024	FY2025	FY2026	FY2027	FY2028	Total
Specialized State and Federal								
Federal	\$0	\$10	\$125	\$0	\$0	\$0	\$0	\$135
Other Funds								
Other	\$0	\$3	\$31	\$0	\$0	\$0	\$0	\$34
TOTAL	\$0	\$13	\$156	\$0	\$0	\$0	\$0	\$168

ROUTE: 9999	PROJECT NAME				PROGRAM/SYSTEM		MPO Area	
UPC: 999995	HAMPTON ROADS SSYP				SECONDARY			
Jurisdiction:								
Description: Funding on SSYP projects not included in the report.								
Scope:								
Service Area / Fund	Previous	FY2023	FY2024	FY2025	FY2026	FY2027	FY2028	Total
District Grant Program								
Unpaved	\$0	\$466	\$543	\$543	\$580	\$580	\$580	\$3,291
Specialized State and Federal								
State	\$0	\$771	\$771	\$771	\$771	\$771	\$771	\$4,628
TOTAL	\$0	\$1,237	\$1,315	\$1,315	\$1,351	\$1,351	\$1,351	\$7,919

ROUTE: EN22	PROJECT NAME (NEW)				PROGRAM/SYSTEM		MPO Area	
UPC: 121183	NEWPORT NEWS SRTS PROGRAM COORDINATOR				Enhancement		Hampton Roads	
Jurisdiction: Newport News								
Description: FROM: VARIOUS TO: VARIOUS								
Scope: Safety and Education of Pedestrians /Bicyclists								
Service Area / Fund	Previous	FY2023	FY2024	FY2025	FY2026	FY2027	FY2028	Total
Specialized State and Federal								
Federal	\$0	\$19	\$200	\$0	\$0	\$0	\$0	\$219
Other Funds								
Other	\$0	\$5	\$50	\$0	\$0	\$0	\$0	\$55
TOTAL	\$0	\$24	\$250	\$0	\$0	\$0	\$0	\$274

ROUTE: U000	PROJECT NAME (NEW)				PROGRAM/SYSTEM		MPO Area		
UPC: 120901	PINE CHAPEL ROAD CORRIDOR IMPROVEMENTS				Urban		Hampton Roads		
Jurisdiction: Hampton									
Description: FROM: Commerce Drive TO: Saville Row									
Scope: Facilities for Pedestrians and Bicycles									
						Start (CY)	Budget	Expenditure	
						PE	2026	\$555	\$0
						RW	2029	\$177	\$0
						CN	2029	\$4,259	\$0
						Total		\$4,991	\$0
Service Area / Fund	Previous	FY2023	FY2024	FY2025	FY2026	FY2027	FY2028	Total	
Revenue Sharing									
State	\$0	\$0	\$0	\$1,000	\$1,183	\$0	\$0	\$2,183	
Local	\$0	\$0	\$0	\$1,000	\$1,183	\$0	\$0	\$2,183	
TOTAL	\$0	\$0	\$0	\$2,000	\$2,366	\$0	\$0	\$4,366	

ROUTE: U000		PROJECT NAME (NEW)				PROGRAM/SYSTEM		MPO Area	
UPC:	120909	VIRGINIA BEACH BOULEVARD & PARK AVENUE SIGNAL IMPROVEMENTS				Urban		Hampton Roads	
Jurisdiction:	Norfolk					Start (CY)		Budget	Expenditure
Description:	FROM: 90' west of Park Avenue TO: 85' east of Park Avenue					PE	2027	\$463	\$0
Scope:	Traffic Management/Engineering					RW	2029	\$6	\$0
						CN	2030	\$1,261	\$0
						Total		\$1,730	\$0
Service Area / Fund	Previous	FY2023	FY2024	FY2025	FY2026	FY2027	FY2028	Total	
Revenue Sharing									
State	\$0	\$0	\$0	\$300	\$384	\$0	\$0	\$684	
Local	\$0	\$0	\$0	\$300	\$384	\$0	\$0	\$684	
TOTAL	\$0	\$0	\$0	\$600	\$769	\$0	\$0	\$1,369	

ROUTE: U000		PROJECT NAME (NEW)				PROGRAM/SYSTEM		MPO Area	
UPC:	120910	ADA RAMP - PHASE 6				Urban		Hampton Roads	
Jurisdiction:	Norfolk					Start (CY)		Budget	Expenditure
Description:	FROM: Citywide TO: Citywide					PE	2028	\$5	\$0
Scope:	Facilities for Pedestrians and Bicycles					RW		\$0	\$0
						CN	2030	\$1,381	\$0
						Total		\$1,386	\$0
Service Area / Fund	Previous	FY2023	FY2024	FY2025	FY2026	FY2027	FY2028	Total	
Revenue Sharing									
State	\$0	\$0	\$0	\$300	\$376	\$0	\$0	\$676	
Local	\$0	\$0	\$0	\$300	\$376	\$0	\$0	\$676	
TOTAL	\$0	\$0	\$0	\$600	\$751	\$0	\$0	\$1,351	

This Page Is Intentionally Left Blank

LYNCHBURG DISTRICT

2023 - 2028

FINAL

This Page Is Intentionally Left Blank

Funding Allocation Summary LYNCHBURG DISTRICT

Service Area / Fund Source	FY2023	FY2024	FY2025	FY2026	FY2027	FY2028	Total
High Priority Projects							
Federal	\$6,855	\$0	\$0	\$0	\$0	\$0	\$6,855
ITTF	600	600	0	0	0	0	1,200
State	3,649	75	15,891	4,500	15,000	0	39,115
High Priority Projects Total	\$11,104	\$675	\$15,891	\$4,500	\$15,000	\$0	\$47,170
District Grant Program							
Federal	\$13,010	\$11,900	\$13,195	\$12,141	\$11,244	\$11,000	\$72,489
State	13,414	18,666	18,920	20,094	20,994	21,606	113,693
Unpaved	3,782	4,065	4,065	4,067	4,067	4,067	24,113
District Grant Program Total	\$30,205	\$34,630	\$36,180	\$36,302	\$36,305	\$36,673	\$210,296
State of Good Repair							
Federal	\$7,114	\$13,361	\$16,370	\$16,943	\$15,024	\$8,173	\$76,984
State	18,787	13,846	13,179	12,371	13,868	20,755	92,806
State of Good Repair Total	\$25,901	\$27,206	\$29,548	\$29,314	\$28,891	\$28,928	\$169,789
VA Safety Funds							
Federal	\$6,500	\$3,496	\$4,181	\$0	\$1,281	\$0	\$15,458
State	53	0	0	0	0	0	53
VA Safety Funds Total	\$6,553	\$3,496	\$4,181	\$0	\$1,281	\$0	\$15,511
Specialized State and Federal							
Federal	\$4,164	\$3,025	\$7,473	\$2,706	\$0	\$0	\$17,367
State	738	738	738	738	738	738	4,427
Specialized State and Federal Total	\$4,902	\$3,762	\$8,210	\$3,444	\$738	\$738	\$21,794
Revenue Sharing							
Local	\$8,811	\$3,353	\$6,541	\$8,751	\$0	\$0	\$27,456
State	8,811	3,353	6,541	8,751	0	0	27,456
Revenue Sharing Total	\$17,622	\$6,706	\$13,082	\$17,502	\$0	\$0	\$54,912
Research & Planning							
State	\$942	\$0	\$0	\$0	\$0	\$0	\$942
Research & Planning Total	\$942	\$0	\$0	\$0	\$0	\$0	\$942
Debt Service							
Federal	\$5,824	\$5,886	\$5,886	\$5,886	\$5,886	\$5,885	\$35,253
Debt Service Total	\$5,824	\$5,886	\$5,886	\$5,886	\$5,886	\$5,885	\$35,253
District Total	\$103,053	\$82,362	\$112,978	\$96,948	\$88,101	\$72,225	\$555,666

This Page Is Intentionally Left Blank

ROUTE: 0015		PROJECT NAME				PROGRAM/SYSTEM		MPO Area	
UPC:	88830	#SMART18 - BUS 15 - CONSTRUCT LTL @ UR3860 (MILNWOOD RD)				Urban		NonMPO	
Street Name:	SOUTH MAIN STREET					Start (CY)		Budget	Expenditure
Jurisdiction:	Farmville					PE	2013	\$311	\$309
Description:	FROM: 0.081 MILE SOUTH OF UR3860 (MILNWOOD RD) TO: 0.108 MILE NORTH OF UR3860 (MILNWOOD RD) (0.1890 MI)					RW	2017	\$218	\$214
Scope:	Safety					CN	2019	\$1,612	\$1,298
						Total		\$2,141	\$1,821
Service Area / Fund	Previous	FY2023	FY2024	FY2025	FY2026	FY2027	FY2028	Total	
District Grant Program									
Federal	\$114	\$0	\$0	\$0	\$0	\$0	\$0	\$114	
State	\$1,341	\$0	\$0	\$0	\$0	\$0	\$0	\$1,341	
Specialized State and Federal									
Local	\$0	\$0	\$0	\$0	\$0	\$0	\$0	\$0	
Legacy CN Formula									
Federal	\$634	\$0	\$0	\$0	\$0	\$0	\$0	\$634	
Match	\$147	\$0	\$0	\$0	\$0	\$0	\$0	\$147	
State	\$78	\$0	\$0	\$0	\$0	\$0	\$0	\$78	
Other Funds									
Other	\$271	\$0	\$0	\$0	\$0	\$0	\$0	\$271	
TOTAL	\$2,584	\$0	\$0	\$0	\$0	\$0	\$0	\$2,584	

ROUTE: 0015		PROJECT NAME				PROGRAM/SYSTEM		MPO Area	
UPC:	109535	#HB2.FY17 RTE 15 - LEFT & RIGHT TURN LANES AT RTE 665				Primary		NonMPO	
Street Name:	FARMVILLE ROAD					Start (CY)		Budget	Expenditure
Jurisdiction:	Prince Edward County					PE	2017	\$337	\$337
Description:	FROM: 0.160 MILE SOUTH OF RTE 665 TO: 0.131 MILE NORTH OF RTE 665 (0.2910 MI)					RW	2019	\$420	\$222
Scope:	Safety					CN	2020	\$1,689	\$1,215
						Total		\$2,446	\$1,774
Service Area / Fund	Previous	FY2023	FY2024	FY2025	FY2026	FY2027	FY2028	Total	
District Grant Program									
State	\$2,695	\$0	\$0	\$0	\$0	\$0	\$0	\$2,695	

ROUTE: 0015		PROJECT NAME				PROGRAM/SYSTEM		MPO Area	
UPC:	109537	#HB2.FY17 RTE 15 - CONSTRUCT ROUNDABOUT AT RTE 692				Primary		NonMPO	
Street Name:	FARMVILLE ROAD					Start (CY)		Budget	Expenditure
Jurisdiction:	Prince Edward County					PE	2016	\$418	\$418
Description:	FROM: 0.065 MILE SOUTH OF RTE 692 TO: 0.082 MILE NORTH OF RTE 692 (0.1470 MI)					RW	2019	\$144	\$137
Scope:	Safety					CN	2020	\$2,397	\$800
						Total		\$2,959	\$1,356
Service Area / Fund	Previous	FY2023	FY2024	FY2025	FY2026	FY2027	FY2028	Total	
District Grant Program									
State	\$2,978	\$0	\$0	\$0	\$0	\$0	\$0	\$2,978	
Specialized State and Federal									
Federal	\$101	\$0	\$0	\$0	\$0	\$0	\$0	\$101	
TOTAL	\$3,079	\$0	\$0	\$0	\$0	\$0	\$0	\$3,079	

ROUTE: 0015		PROJECT NAME				PROGRAM/SYSTEM		MPO Area	
UPC:	110767	#SMART18 - RTE 15 - CONSTRUCT ROUNDABOUT AT RTE 360				Primary		NonMPO	
Street Name:	FARMVILLE HIGHWAY					Start (CY)	Budget	Expenditure	
Jurisdiction:	Charlotte County					PE	2019	\$758	\$692
Description:	FROM: 0.186 Mi. SOUTH OF ROUTE 15 BUS TO: 0.115 Mi. NORTH OF ROUTE 15 BUS (0.3010 MI)					RW	2021	\$287	\$76
Scope:	Safety					CN	2022	\$4,173	\$0
						Total		\$5,217	\$768
Service Area / Fund	Previous	FY2023	FY2024	FY2025	FY2026	FY2027	FY2028	Total	
District Grant Program									
Federal	\$0	\$774	\$0	\$0	\$0	\$0	\$0	\$0	\$774
State	\$1,131	\$3,312	\$0	\$0	\$0	\$0	\$0	\$0	\$4,443
TOTAL	\$1,131	\$4,086	\$0	\$0	\$0	\$0	\$0	\$0	\$5,217

ROUTE: 0015		PROJECT NAME				PROGRAM/SYSTEM		MPO Area	
UPC:	119386	#SMART22 BUS 15 - INTERSECTION IMPROVEMENTS AT GRIFFIN BLVD				Primary		NonMPO	
Street Name:	SOUTH MAIN ST					Start (CY)	Budget	Expenditure	
Jurisdiction:	Farmville					PE	2026	\$899	\$0
Description:	FROM: 0.020 MILES SOUTH OF GRIFFIN BLVD TO: 0.010 MILES NORTH OF GRIFFIN BLVD (0.0300 MI)					RW	2028	\$2,725	\$0
Scope:	Safety					CN	2029	\$4,223	\$0
						Total		\$7,847	\$0
Service Area / Fund	Previous	FY2023	FY2024	FY2025	FY2026	FY2027	FY2028	Total	
District Grant Program									
Federal	\$0	\$0	\$0	\$53	\$0	\$0	\$0	\$0	\$53
State	\$6,731	\$0	\$1,064	\$0	\$0	\$0	\$0	\$0	\$7,795
TOTAL	\$6,731	\$0	\$1,064	\$53	\$0	\$0	\$0	\$0	\$7,847

ROUTE: 0015		PROJECT NAME				PROGRAM/SYSTEM		MPO Area	
UPC:	119676	RTE 15 - SHOULDER WIDENING / RUMBLE STRIPES				Primary		NonMPO	
Street Name:	N JAMES MADISON HWY					Start (CY)	Budget	Expenditure	
Jurisdiction:	Buckingham County					PE	2023	\$250	\$0
Description:	FROM: NCL DILLWYN TO: RTE 622 (TRENTS MILL RD) (6.3900 MI)					RW	2026	\$300	\$0
Scope:	Safety					CN	2027	\$2,073	\$0
						Total		\$2,623	\$0
Service Area / Fund	Previous	FY2023	FY2024	FY2025	FY2026	FY2027	FY2028	Total	
VA Safety Funds									
Federal	\$0	\$0	\$250	\$2,373	\$0	\$0	\$0	\$0	\$2,623

ROUTE: 0015		PROJECT NAME (NEW)				PROGRAM/SYSTEM		MPO Area	
UPC:	121006	#REVSH22- RTE 15 (FARMVILLE RD) - CONST TURN LANES				Secondary		NonMPO	
Street Name:	FARMVILLE RD					Start (CY)	Budget	Expenditure	
Jurisdiction:	Prince Edward County					PE	2027	\$713	\$0
Description:	FROM: 0.14 MILES NORTH OF MANOR HOUSE DR TO: 0.14 MILE SOUTH OF MANOR HOUSE DR (0.2800 MI)					RW	2029	\$2,072	\$0
Scope:	Safety					CN	2030	\$4,336	\$0
						Total		\$7,121	\$0
Service Area / Fund	Previous	FY2023	FY2024	FY2025	FY2026	FY2027	FY2028	Total	
Revenue Sharing									
State	\$0	\$0	\$0	\$1,513	\$1,513	\$0	\$0	\$0	\$3,026
Local	\$0	\$0	\$0	\$1,513	\$1,513	\$0	\$0	\$0	\$3,026
TOTAL	\$0	\$0	\$0	\$3,026	\$3,026	\$0	\$0	\$0	\$6,052

ROUTE: 0029	PROJECT NAME (NEW)		PROGRAM/SYSTEM				MPO Area	
UPC: T26574	#BF - LYNCHBURG YEAR 5 STRUCTURE RECOATING		Primary				Lynchburg	
Street Name:	WARDS ROAD				Start (CY)	Budget	Expenditure	
Jurisdiction:	Campbell County				PE	\$100	\$0	
Description:					RW			
Scope:	Bridge Rehab w/o Added Capacity				CN	\$859	\$0	
					Total	\$959	\$0	
Service Area / Fund	Previous	FY2023	FY2024	FY2025	FY2026	FY2027	FY2028	Total
Specialized State and Federal								
Federal	\$0	\$0	\$0	\$0	\$959	\$0	\$0	\$959

ROUTE: 0029	PROJECT NAME (NEW)		PROGRAM/SYSTEM				MPO Area	
UPC: T26573	#BF - LYNCHBURG YEAR 5 RESTORATIVE BRIDGE MN RIGID OVERLAYS		Primary				Lynchburg	
Street Name:	RTE. 29 SBL & RTE. 460 WBL BYPASS				Start (CY)	Budget	Expenditure	
Jurisdiction:	Campbell County				PE	\$500	\$0	
Description:					RW			
Scope:	Bridge Rehab w/o Added Capacity				CN	\$3,869	\$0	
					Total	\$4,369	\$0	
Service Area / Fund	Previous	FY2023	FY2024	FY2025	FY2026	FY2027	FY2028	Total
Specialized State and Federal								
Federal	\$0	\$0	\$0	\$3,495	\$874	\$0	\$0	\$4,369

ROUTE: 0029	PROJECT NAME (NEW)		PROGRAM/SYSTEM				MPO Area	
UPC: T26571	#BF - LYNCHBURG YEAR 4 RESTORATIVE BRIDGE MN RIGID OVERLAYS		Primary				Lynchburg	
Street Name:	RTE. 29 NBL & RTE. 460 EBL BYPASS				Start (CY)	Budget	Expenditure	
Jurisdiction:	Campbell County				PE	\$500	\$0	
Description:					RW			
Scope:	Bridge Rehab w/o Added Capacity				CN	\$3,865	\$0	
					Total	\$4,365	\$0	
Service Area / Fund	Previous	FY2023	FY2024	FY2025	FY2026	FY2027	FY2028	Total
Specialized State and Federal								
Federal	\$0	\$0	\$0	\$3,492	\$873	\$0	\$0	\$4,365

ROUTE: 0029	PROJECT NAME		PROGRAM/SYSTEM				MPO Area	
UPC: 111279	#SGR18VB - RT 29 SBL - BRIDGE & APPR OVER NSRR (Fed 20579)		Urban				Lynchburg	
Street Name:	RICHMOND HIGHWAY				Start (CY)	Budget	Expenditure	
Jurisdiction:	Lynchburg				PE			
Description:	FROM: 0.118 MILES WEST OF NS RAILROAD TO: 0.096 MILES EAST OF NS RAILROAD (0.2140 MI)				RW			
Scope:	Bridge Replacement w/o Added Capacity				CN	2020	\$7,019	\$455
					Total		\$7,019	\$455
Service Area / Fund	Previous	FY2023	FY2024	FY2025	FY2026	FY2027	FY2028	Total
State of Good Repair								
Federal	\$3,812	\$407	\$0	\$0	\$0	\$0	\$0	\$4,219
State	\$0	\$2,800	\$0	\$0	\$0	\$0	\$0	\$2,800
TOTAL	\$3,812	\$3,207	\$0	\$0	\$0	\$0	\$0	\$7,019

ROUTE: 0029	PROJECT NAME		PROGRAM/SYSTEM				MPO Area	
UPC: 115488	#SMART20 RTE 29 - INTERSECTION IMPROVEMENTS AT RTE 699		Primary				NonMPO	
Street Name:	WARDS ROAD				Start (CY)	Budget	Expenditure	
Jurisdiction:	Campbell County				PE	2021	\$368	\$66
Description:	FROM: 0.047 MILE SOUTH OF RTE 699 TO: 0.047 MILE NORTH OF RTE 699 (0.0950 MI)				RW	2024	\$959	\$0
Scope:	Safety				CN	2025	\$1,760	\$0
					Total		\$3,087	\$66
Service Area / Fund	Previous	FY2023	FY2024	FY2025	FY2026	FY2027	FY2028	Total
District Grant Program								
Federal	\$0	\$0	\$1,378	\$1,400	\$0	\$0	\$0	\$2,778
State	\$300	\$0	\$0	\$9	\$0	\$0	\$0	\$309
TOTAL	\$300	\$0	\$1,378	\$1,409	\$0	\$0	\$0	\$3,087

ROUTE: 0029	PROJECT NAME		PROGRAM/SYSTEM				MPO Area	
UPC: 115492	#SMART20 RTE 29 - CONSTRUCT RCUT AT INTERSECTION OF RTE 151		Primary				NonMPO	
Street Name:	NORTH AMHERST HIGHWAY				Start (CY)	Budget	Expenditure	
Jurisdiction:	Amherst County				PE	2020	\$462	\$237
Description:	FROM: 0.709 MILE SOUTH OF RTE 151 TO: 0.131 MILE NORTH OF RTE 151 (0.8400 MI)				RW	2023	\$583	\$0
Scope:	Safety				CN	2024	\$2,255	\$0
					Total		\$3,300	\$237
Service Area / Fund	Previous	FY2023	FY2024	FY2025	FY2026	FY2027	FY2028	Total
District Grant Program								
Federal	\$500	\$1,112	\$642	\$589	\$0	\$0	\$0	\$2,843
State	\$457	\$0	\$0	\$0	\$0	\$0	\$0	\$457
TOTAL	\$957	\$1,112	\$642	\$589	\$0	\$0	\$0	\$3,300

ROUTE: 0029	PROJECT NAME		PROGRAM/SYSTEM				MPO Area	
UPC: 119160	#SMART22 PHASE I RTE 29 - ACCESS MANAGEMENT		Primary				Lynchburg	
Street Name:	WARDS RD				Start (CY)	Budget	Expenditure	
Jurisdiction:	Campbell County				PE	2021	\$932	\$0
Description:	FROM: 0.08 MILE SOUTH OF RTE 738 (ENGLISH TAVERN RD) TO: RTE 1433 (RANGOON STREET) (1.4200 MI)				RW	2025	\$6,497	\$0
Scope:	Safety				CN	2027	\$9,602	\$0
					Total		\$17,031	\$0
Service Area / Fund	Previous	FY2023	FY2024	FY2025	FY2026	FY2027	FY2028	Total
District Grant Program								
Federal	\$0	\$0	\$2,012	\$0	\$0	\$0	\$0	\$2,012
State	\$3,217	\$957	\$6,428	\$2,000	\$1,817	\$600	\$0	\$15,019
TOTAL	\$3,217	\$957	\$8,440	\$2,000	\$1,817	\$600	\$0	\$17,031

ROUTE: 0029	PROJECT NAME		PROGRAM/SYSTEM				MPO Area	
UPC: 119162	#SMART22 PHASE II RTE 29 - ACCESS MANAGEMENT		Primary				Lynchburg	
Street Name:	WARDS RD				Start (CY)	Budget	Expenditure	
Jurisdiction:	Campbell County				PE	2026	\$646	\$0
Description:	FROM: 0.08 MILE SOUTH OF RTE 685 (CALOHAN RD) TO: 0.08 MILE SOUTH OF RTE 738 (ENGLISH TAVERN RD) (2.4100 MI)				RW	2028	\$2,286	\$0
Scope:	Safety				CN	2029	\$5,613	\$0
					Total		\$8,545	\$0
Service Area / Fund	Previous	FY2023	FY2024	FY2025	FY2026	FY2027	FY2028	Total
District Grant Program								
State	\$2,931	\$1,522	\$3,113	\$0	\$732	\$246	\$0	\$8,545

ROUTE: 0029		PROJECT NAME				PROGRAM/SYSTEM		MPO Area	
UPC:	119165	#SMART22 RTE 29 - RCUT AT RTE 703 (TIGHTSQUEEZE)				Primary		NonMPO	
Street Name:	ROUTE 29					Start (CY)	Budget	Expenditure	
Jurisdiction:	Pittsylvania County					PE	2021	\$1,162	\$6
Description:	FROM: 0.17 MILE SOUTH OF RTE 703 (TIGHTSQUEEZE RD) TO: 0.17 MILE NORTH OF RTE 703 (TIGHTSQUEEZE RD) (0.3400 MI)					RW	2024	\$2,689	\$0
Scope:	Safety					CN	2026	\$7,573	\$0
						Total		\$11,424	\$6
Service Area / Fund	Previous	FY2023	FY2024	FY2025	FY2026	FY2027	FY2028	Total	
District Grant Program									
Federal	\$0	\$0	\$0	\$6,766	\$947	\$326	\$0	\$8,039	
State	\$0	\$262	\$2,925	\$198	\$0	\$0	\$0	\$3,385	
TOTAL	\$0	\$262	\$2,925	\$6,964	\$947	\$326	\$0	\$11,424	

ROUTE: 0029		PROJECT NAME				PROGRAM/SYSTEM		MPO Area	
UPC:	119385	#SMART22 RTE 29 -TURN LANE IMPROVEMENT AT RTE 653(OAK RIDGE)				Primary		NonMPO	
Street Name:	THOMAS NELSON HWY					Start (CY)	Budget	Expenditure	
Jurisdiction:	Nelson County					PE	2026	\$814	\$0
Description:	FROM: 0.180 MILES SOUTH OF RTE 653 (OAK RIDGE RD) TO: RTE 653 (OAK RIDGE RD) (0.1800 MI)					RW	2028	\$961	\$0
Scope:	Traffic Management/Engineering					CN	2029	\$3,829	\$0
						Total		\$5,605	\$0
Service Area / Fund	Previous	FY2023	FY2024	FY2025	FY2026	FY2027	FY2028	Total	
District Grant Program									
Federal	\$0	\$0	\$446	\$0	\$0	\$0	\$0	\$446	
State	\$4,728	\$0	\$97	\$334	\$0	\$0	\$0	\$5,159	
TOTAL	\$4,728	\$0	\$543	\$334	\$0	\$0	\$0	\$5,605	

ROUTE: 0029		PROJECT NAME (NEW)				PROGRAM/SYSTEM		MPO Area	
UPC:	121062	#SGR23LP BUS 29 NBL (ID 8682) RESURFACING (LYNCHBURG EXPY)				Urban		Lynchburg	
Street Name:	LYNCHBURG EXPY					Start (CY)	Budget	Expenditure	
Jurisdiction:	Lynchburg					PE			
Description:	FROM: 0.01 MILE NORTH OF GRACE ST TO: JAMES RIVER BRIDGE (0.4960 MI)					RW			
Scope:	Resurfacing					CN	2023	\$249	\$0
						Total		\$249	\$0
Service Area / Fund	Previous	FY2023	FY2024	FY2025	FY2026	FY2027	FY2028	Total	
State of Good Repair									
State	\$0	\$249	\$0	\$0	\$0	\$0	\$0	\$249	

ROUTE: 0029		PROJECT NAME (NEW)				PROGRAM/SYSTEM		MPO Area	
UPC:	121069	#SGR23LP BUS 29 (ID 8764) RESURFACING (MEMORIAL DR)				Urban		Danville	
Street Name:	MEMORIAL DR					Start (CY)	Budget	Expenditure	
Jurisdiction:	Danville					PE			
Description:	FROM: 0.04 MILE NORTH OF WEST MAIN ST TO: 0.04 MILE NORTH OF PARK AVE (1.9460 MI)					RW			
Scope:	Resurfacing					CN	2023	\$413	\$0
						Total		\$413	\$0
Service Area / Fund	Previous	FY2023	FY2024	FY2025	FY2026	FY2027	FY2028	Total	
State of Good Repair									
State	\$152	\$261	\$0	\$0	\$0	\$0	\$0	\$413	

ROUTE: 0040	PROJECT NAME (NEW)				PROGRAM/SYSTEM		MPO Area		
UPC: T25139	#SGR23VB - BRIDGE REPL - RTE 40 OVER PIGG RIVER FED ID 13473				Primary		NonMPO		
Street Name:	WEST GRETNA ROAD						Start (CY)	Budget	Expenditure
Jurisdiction:	Pittsylvania County				PE	2026	\$1,831	\$0	
Description:	FROM: 0.16 MILES WEST OF PIGG RIVER TO: 0.16 MILES EAST OF PIGG RIVER (0.3200 MI)				RW	2030	\$1,448	\$0	
Scope:	Bridge Replacement w/o Added Capacity				CN	2031	\$20,075	\$0	
					Total		\$23,354	\$0	
Service Area / Fund	Previous	FY2023	FY2024	FY2025	FY2026	FY2027	FY2028	Total	
State of Good Repair									
Federal	\$0	\$0	\$2,004	\$4,636	\$5,419	\$8,579	\$2,542	\$23,179	
State	\$0	\$0	\$0	\$0	\$175	\$0	\$0	\$175	
TOTAL	\$0	\$0	\$2,004	\$4,636	\$5,594	\$8,579	\$2,542	\$23,354	

ROUTE: 0045	PROJECT NAME				PROGRAM/SYSTEM		MPO Area		
UPC: 110766	#SMART18 - RTE 45 - CONSTRUCT ROUNDABOUT AT RTE 690				Primary		NonMPO		
Street Name:	CARTERSVILLE ROAD						Start (CY)	Budget	Expenditure
Jurisdiction:	Cumberland County				PE	2019	\$513	\$475	
Description:	FROM: 0.078 MILES SOUTH OF RTE 689 TO: 0.036 MILES NORTH OF RTE 689 (0.1140 MI)				RW	2022	\$952	\$12	
Scope:	Reconstruction w/ Added Capacity				CN	2023	\$2,431	\$0	
					Total		\$3,897	\$488	
Service Area / Fund	Previous	FY2023	FY2024	FY2025	FY2026	FY2027	FY2028	Total	
District Grant Program									
Federal	\$496	\$1,540	\$0	\$0	\$0	\$0	\$0	\$2,037	
State	\$1,860	\$0	\$0	\$0	\$0	\$0	\$0	\$1,860	
TOTAL	\$2,356	\$1,540	\$0	\$0	\$0	\$0	\$0	\$3,897	

ROUTE: 0056	PROJECT NAME				PROGRAM/SYSTEM		MPO Area		
UPC: 113660	RTE 56 - UPGRADE FLASHING LIGHTS & GATES AT NSRR CROSSING				Rail		NonMPO		
Street Name:	JAMES RIVER ROAD						Start (CY)	Budget	Expenditure
Jurisdiction:	Nelson County				PE	2024	\$0	\$0	
Description:	FROM: 0.047 MILE WEST OF NSRR CROSSING TO: 0.047 MILE EAST OF NSRR CROSSING (0.0940 MI)				RW				
Scope:	Rail/Highway Crossing				CN	2025	\$400	\$0	
					Total		\$400	\$0	
Service Area / Fund	Previous	FY2023	FY2024	FY2025	FY2026	FY2027	FY2028	Total	
Specialized State and Federal									
Federal	\$108	\$0	\$280	\$0	\$0	\$0	\$0	\$388	
Match	\$12	\$0	\$0	\$0	\$0	\$0	\$0	\$12	
TOTAL	\$120	\$0	\$280	\$0	\$0	\$0	\$0	\$400	

ROUTE: 0058	PROJECT NAME				PROGRAM/SYSTEM		MPO Area		
UPC: 109829	#HB2.FY17 RTE 58- LEFT & RIGHT TURN LANES AT RTE 311				Primary		Danville		
REPORT NOTE: Balance to be addressed at CN completion									
Street Name:	SOUTH BOSTON ROAD						Start (CY)	Budget	Expenditure
Jurisdiction:	Danville				PE		2017	\$333	\$333
Description:	FROM: 0.190 MILES WEST OF RTE 311 TO: .039 MILES EAST OF RTE 311 (0.2290 MI)				RW		2018	\$50	\$50
Scope:	Safety				CN		2019	\$1,985	\$1,928
					Total			\$2,368	\$2,311
Service Area / Fund	Previous	FY2023	FY2024	FY2025	FY2026	FY2027	FY2028	Total	
High Priority Projects									
Federal	\$2,219	\$0	\$0	\$0	\$0	\$0	\$0	\$2,219	
State	\$323	\$0	\$0	\$0	\$0	\$0	\$0	\$323	
TOTAL	\$2,542	\$0	\$0	\$0	\$0	\$0	\$0	\$2,542	

ROUTE: 0058	PROJECT NAME				PROGRAM/SYSTEM		MPO Area		
UPC: 115495	#SMART20 RTE 58 WBL - CONSTRUCT THIRD LANE				Primary		Danville		
Street Name:	SOUTH BOSTON ROAD						Start (CY)	Budget	Expenditure
Jurisdiction:	Danville				PE		2024	\$421	\$0
Description:	FROM: AIRPORT DRIVE TO: KENTUCK ROAD (0.1800 MI)				RW		2025	\$985	\$0
Scope:	Reconstruction w/ Added Capacity				CN		2026	\$2,048	\$0
					Total			\$3,454	\$0
Service Area / Fund	Previous	FY2023	FY2024	FY2025	FY2026	FY2027	FY2028	Total	
District Grant Program									
State	\$0	\$1,727	\$1,727	\$0	\$0	\$0	\$0	\$3,454	

ROUTE: 0058	PROJECT NAME				PROGRAM/SYSTEM		MPO Area		
UPC: 117091	#REVSH21 BUS 58 - PEDESTRIAN IMPROVEMENTS AT PINEY FOREST RD				Urban		Danville		
Street Name:	RIVERSIDE DRIVE						Start (CY)	Budget	Expenditure
Jurisdiction:	Danville				PE		2025	\$25	\$0
Description:	FROM: 0.100 MILE EAST OF PINEY FOREST ROAD TO: 0.100 MILE WEST OF PINEY FOREST ROAD (0.2000 MI)				RW		2027	\$10	\$0
Scope:	Facilities for Pedestrians and Bicycles				CN		2028	\$245	\$0
					Total			\$280	\$0
Service Area / Fund	Previous	FY2023	FY2024	FY2025	FY2026	FY2027	FY2028	Total	
Revenue Sharing									
State	\$13	\$128	\$0	\$0	\$0	\$0	\$0	\$140	
Local	\$13	\$128	\$0	\$0	\$0	\$0	\$0	\$140	
TOTAL	\$25	\$255	\$0	\$0	\$0	\$0	\$0	\$280	

ROUTE: 0058		PROJECT NAME				PROGRAM/SYSTEM		MPO Area	
UPC:	117101	#REVSH21 BUS 58 (RIVERSIDE DRIVE) - RECONSTRUCTION				Urban		Danville	
Street Name:	RIVERSIDE DRIVE					Start (CY)	Budget	Expenditure	
Jurisdiction:	Danville					PE	2025	\$37	\$0
Description:	FROM: ARNETT BOULEVARD TO: AUDUBON DRIVE (0.3500 MI)					RW	2027	\$10	\$0
Scope:	Reconstruction w/o Added Capacity					CN	2028	\$1,513	\$0
						Total		\$1,560	\$0
Service Area / Fund	Previous	FY2023	FY2024	FY2025	FY2026	FY2027	FY2028	Total	
Revenue Sharing									
State	\$18	\$25	\$607	\$0	\$0	\$0	\$0	\$0	\$651
Local	\$18	\$25	\$607	\$0	\$0	\$0	\$0	\$0	\$651
TOTAL	\$37	\$50	\$1,214	\$0	\$0	\$0	\$0	\$0	\$1,301

ROUTE: 0058		PROJECT NAME (NEW)				PROGRAM/SYSTEM		MPO Area	
UPC:	121002	#REVSH23 BUS 58 (RIVERSIDE DR) - STRUCTURE REPLACEMENT				Secondary		Danville	
Jurisdiction:	Danville					Start (CY)	Budget	Expenditure	
Description:	FROM: 0.028 MILE EAST OF AUDUBON DR. TO: 0.072 MILE EAST OF AUDUBON DR.					PE	2027	\$624	\$0
Scope:	Bridge Replacement w/o Added Capacity					RW	2029	\$416	\$0
						CN	2030	\$6,882	\$0
						Total		\$7,923	\$0
Service Area / Fund	Previous	FY2023	FY2024	FY2025	FY2026	FY2027	FY2028	Total	
Revenue Sharing									
State	\$0	\$0	\$0	\$0	\$3,134	\$0	\$0	\$0	\$3,134
Local	\$0	\$0	\$0	\$0	\$3,134	\$0	\$0	\$0	\$3,134
TOTAL	\$0	\$0	\$0	\$0	\$6,268	\$0	\$0	\$0	\$6,268

ROUTE: 0058		PROJECT NAME (NEW)				PROGRAM/SYSTEM		MPO Area	
UPC:	121067	#SGR23LP BUS 58 EBL (ID 8765) RESURFACING (RIVERSIDE DR)				Urban		Danville	
Street Name:	RIVERSIDE DR					Start (CY)	Budget	Expenditure	
Jurisdiction:	Danville					PE			
Description:	FROM: 0.01 MILE EAST OF HENRY RD TO: KEEN ST (0.9990 MI)					RW			
Scope:	Resurfacing					CN	2023	\$158	\$0
						Total		\$158	\$0
Service Area / Fund	Previous	FY2023	FY2024	FY2025	FY2026	FY2027	FY2028	Total	
State of Good Repair									
State	\$0	\$158	\$0	\$0	\$0	\$0	\$0	\$0	\$158

ROUTE: 0058		PROJECT NAME (NEW)				PROGRAM/SYSTEM		MPO Area	
UPC:	121081	#SGR23LP BUS 58 WBL (ID 8766) RESURFACING (RIVERSIDE DR)				Urban		Danville	
Street Name:	RIVERSIDE DR					Start (CY)	Budget	Expenditure	
Jurisdiction:	Danville					PE			
Description:	FROM: 0.02 MILE WEST OF ARNETT BLVD TO: CAMELOT COURT (0.9530 MI)					RW			
Scope:	Resurfacing					CN	2023	\$196	\$0
						Total		\$196	\$0
Service Area / Fund	Previous	FY2023	FY2024	FY2025	FY2026	FY2027	FY2028	Total	
State of Good Repair									
State	\$0	\$196	\$0	\$0	\$0	\$0	\$0	\$0	\$196

ROUTE: 0060	PROJECT NAME					PROGRAM/SYSTEM		MPO Area		
UPC: 119168	#SMART22 RTE 60 - RECONSTRUCT MEDIAN/TURN LANES AT RTE 29 IN					Primary		Lynchburg		
Street Name:	RICHMOND HWY							Start (CY)	Budget	Expenditure
Jurisdiction:	Amherst County					PE		2026	\$296	\$0
Description:	FROM: RTE T-1102 (WASHINGTON STREET) TO: 0.24 MILE SOUTH OF RTE T-1102 (WASHINGTON STREET) (0.2400 MI)					RW		2028	\$621	\$0
Scope:	Safety					CN		2029	\$1,320	\$0
						Total			\$2,237	\$0
Service Area / Fund	Previous	FY2023	FY2024	FY2025	FY2026	FY2027	FY2028	Total		
District Grant Program										
State	\$292	\$0	\$0	\$0	\$845	\$1,100	\$0	\$2,237		

ROUTE: 0086	PROJECT NAME (NEW)					PROGRAM/SYSTEM		MPO Area		
UPC: 121068	#SGR23LP RTE 86 NBL (ID 8836) RESURFACING (CENTRAL BLVD)					Urban		Danville		
Street Name:	CENTRAL BLVD							Start (CY)	Budget	Expenditure
Jurisdiction:	Danville					PE				
Description:	FROM: 0.04 MILE NORTH OF BROAD ST TO: 0.03 MILE NORTH OF OFF RAMP RTE 413 (0.1660 MI)					RW				
Scope:	Resurfacing					CN		2023	\$63	\$0
						Total			\$63	\$0
Service Area / Fund	Previous	FY2023	FY2024	FY2025	FY2026	FY2027	FY2028	Total		
State of Good Repair										
State	\$0	\$63	\$0	\$0	\$0	\$0	\$0	\$63		

ROUTE: 0086	PROJECT NAME (NEW)					PROGRAM/SYSTEM		MPO Area		
UPC: 121082	#SGR23LP RTE 86 NBL (ID 8812) RESURFACING (CENTRAL BLVD)					Urban		Danville		
Street Name:	CENTRAL BLVD							Start (CY)	Budget	Expenditure
Jurisdiction:	Danville					PE				
Description:	FROM: FLINT ST TO: BROAD ST					RW				
Scope:	Resurfacing					CN		2023	\$325	\$0
						Total			\$325	\$0
Service Area / Fund	Previous	FY2023	FY2024	FY2025	FY2026	FY2027	FY2028	Total		
State of Good Repair										
State	\$0	\$325	\$0	\$0	\$0	\$0	\$0	\$325		

ROUTE: 0092	PROJECT NAME				PROGRAM/SYSTEM			MPO Area	
UPC: 111280	#SGR18VB - RT 92 BRIDGE & APPR OVER STAUNTON RIVER Fed 4851				Primary			NonMPO	
Street Name:	JEB STUART HIGHWAY				Start (CY)			Budget	Expenditure
Jurisdiction:	Charlotte County				PE	2018	\$3,219	\$1,009	
Description:	FROM: 0.103 MILES NORTH OF STAUNTON RIVER TO: 0.146 MILES SOUTH OF STAUNTON RIVER (0.2490 MI)				RW	2022	\$224	\$0	
Scope:	Bridge Replacement w/o Added Capacity				CN	2024	\$21,782	\$0	
					Total	\$25,225		\$1,009	
Service Area / Fund	Previous	FY2023	FY2024	FY2025	FY2026	FY2027	FY2028	Total	
State of Good Repair									
Federal	\$30	\$0	\$0	\$0	\$0	\$0	\$0	\$30	
State	\$11,073	\$2,874	\$0	\$0	\$0	\$0	\$0	\$13,948	
Specialized State and Federal									
Federal	\$3,521	\$0	\$0	\$0	\$0	\$0	\$0	\$3,521	
Bond	\$3,937	\$0	\$0	\$0	\$0	\$0	\$0	\$3,937	
Legacy CN Formula									
State	\$3,971	\$0	\$0	\$0	\$0	\$0	\$0	\$3,971	
TOTAL	\$22,532	\$2,874	\$0	\$0	\$0	\$0	\$0	\$25,407	

ROUTE: 0128	PROJECT NAME (NEW)				PROGRAM/SYSTEM			MPO Area	
UPC: T26559	#BF - LYNCHBURG YEAR 3 RESTORATIVE BRIDGE MN (RIGID OVERLAY)				Primary			Lynchburg	
Street Name:	CANDLERS MNT ROAD				Start (CY)			Budget	Expenditure
Jurisdiction:	Lynchburg				PE		\$250	\$0	
Description:	FROM: 0.035 MILES WEST OF NS RAILWAY TO: 0.035 MILES EAST OF NS RAILWAY (0.0700 MI)				RW				
Scope:	Bridge Rehab w/o Added Capacity				CN		\$2,176	\$0	
					Total	\$2,426		\$0	
Service Area / Fund	Previous	FY2023	FY2024	FY2025	FY2026	FY2027	FY2028	Total	
Specialized State and Federal									
Federal	\$0	\$0	\$1,940	\$485	\$0	\$0	\$0	\$2,426	

ROUTE: 0131	PROJECT NAME				PROGRAM/SYSTEM			MPO Area	
UPC: 111306	#SMART18 - RTE 131 - RECONSTRUCTION				Primary			NonMPO	
Street Name:	OLD COURTHOUSE ROAD				Start (CY)			Budget	Expenditure
Jurisdiction:	Appomattox				PE	2018	\$933	\$973	
Description:	FROM: 0.247 MI. SOUTH OF RTE. 748 TO: 0.216 MI. NORTH OF RTE. 748 (0.4620 MI)				RW	2021	\$823	\$451	
Scope:	Reconstruction w/ Added Capacity				CN	2022	\$9,791	\$0	
					Total	\$11,546		\$1,424	
Service Area / Fund	Previous	FY2023	FY2024	FY2025	FY2026	FY2027	FY2028	Total	
High Priority Projects									
Federal	\$5,821	\$2,060	\$0	\$0	\$0	\$0	\$0	\$7,882	
State	\$3,665	\$0	\$0	\$0	\$0	\$0	\$0	\$3,665	
TOTAL	\$9,486	\$2,060	\$0	\$0	\$0	\$0	\$0	\$11,546	

ROUTE: 0163		PROJECT NAME				PROGRAM/SYSTEM		MPO Area	
UPC:	113326	PHASE IV - RTE 163 (FIFTH STREET) - RECONSTRUCTION				Urban		Lynchburg	
Street Name:	FIFTH STREET					Start (CY)	Budget	Expenditure	
Jurisdiction:	Lynchburg					PE	2020	\$960	\$78
Description:	FROM: RAILROAD BRIDGE TO: TAYLOR STREET (0.2500 MI)					RW	2021	\$383	\$0
Scope:	Reconstruction w/o Added Capacity					CN	2022	\$5,757	\$0
						Total		\$7,100	\$78
Service Area / Fund	Previous	FY2023	FY2024	FY2025	FY2026	FY2027	FY2028	Total	
Revenue Sharing									
State	\$1,950	\$1,600	\$0	\$0	\$0	\$0	\$0	\$0	\$3,550
Local	\$1,950	\$1,600	\$0	\$0	\$0	\$0	\$0	\$0	\$3,550
TOTAL	\$3,900	\$3,200	\$0	\$0	\$0	\$0	\$0	\$0	\$7,100

ROUTE: 0221		PROJECT NAME				PROGRAM/SYSTEM		MPO Area	
UPC:	113116	#SMART20 RTE 221/501 - INTERSECTION IMPROVEMENT (SPLIT PAIR)				Urban		Lynchburg	
Street Name:	ROUTE 501 (LYNCHBURG EXPRESSWAY)					Start (CY)	Budget	Expenditure	
Jurisdiction:	Lynchburg					PE	2020	\$4,606	\$1,053
Description:	FROM: BREEZEWOOD DRIVE TO: RTE 501 (DESMOND T. DOSS MEM. EXP.)					RW	2021	\$10,432	\$0
Scope:	Reconstruction w/ Added Capacity					CN	2022	\$32,244	\$0
						Total		\$47,282	\$1,053
Service Area / Fund	Previous	FY2023	FY2024	FY2025	FY2026	FY2027	FY2028	Total	
High Priority Projects									
Federal	\$3,382	\$4,794	\$0	\$0	\$0	\$0	\$0	\$0	\$8,177
District Grant Program									
Federal	\$0	\$2,096	\$0	\$0	\$0	\$0	\$0	\$0	\$2,096
State	\$3,214	\$3,214	\$0	\$0	\$0	\$0	\$0	\$0	\$6,429
Specialized State and Federal									
State	\$2,767	\$0	\$0	\$0	\$0	\$0	\$0	\$0	\$2,767
Revenue Sharing									
State	\$4,806	\$1,000	\$0	\$0	\$0	\$0	\$0	\$0	\$5,806
Local	\$4,806	\$1,000	\$0	\$0	\$0	\$0	\$0	\$0	\$5,806
Other Funds									
Other	\$16,202	\$0	\$0	\$0	\$0	\$0	\$0	\$0	\$16,202
TOTAL	\$35,178	\$12,105	\$0	\$0	\$0	\$0	\$0	\$0	\$47,282

ROUTE: 0221		PROJECT NAME				PROGRAM/SYSTEM		MPO Area	
UPC:	117093	#REVSH21 LAKESIDE DRIVE - RECONSTRUCTION				Urban		Lynchburg	
Street Name:	LAKESIDE DRIVE					Start (CY)	Budget	Expenditure	
Jurisdiction:	Lynchburg					PE	2026	\$649	\$0
Description:	FROM: ATH ENTRANCE E. C. GLASS HIGH SCHOOL TO: MURRELL ROAD (0.2300 MI)					RW	2028	\$62	\$0
Scope:	Reconstruction w/o Added Capacity					CN	2029	\$2,717	\$0
						Total		\$3,428	\$0
Service Area / Fund	Previous	FY2023	FY2024	FY2025	FY2026	FY2027	FY2028	Total	
Revenue Sharing									
State	\$239	\$747	\$0	\$728	\$0	\$0	\$0	\$0	\$1,714
Local	\$239	\$747	\$0	\$728	\$0	\$0	\$0	\$0	\$1,714
TOTAL	\$478	\$1,494	\$0	\$1,456	\$0	\$0	\$0	\$0	\$3,428

ROUTE: 0293		PROJECT NAME				PROGRAM/SYSTEM		MPO Area	
UPC:	117090	#REVSH21 S MAIN ST - INTERSECTION IMPROVEMENTS AT RTE 86				Urban		Danville	
Street Name:	SOUTH MAIN STREET					Start (CY)	Budget	Expenditure	
Jurisdiction:	Danville					PE	2026	\$74	\$0
Description:	FROM: RTE 86 (CENTRAL BLVD) TO: PAXTON STREET (0.2500 MI)					RW	2028	\$157	\$0
Scope:	Reconstruction w/o Added Capacity					CN	2029	\$493	\$0
						Total		\$724	\$0
Service Area / Fund	Previous	FY2023	FY2024	FY2025	FY2026	FY2027	FY2028	Total	
Revenue Sharing									
State	\$37	\$277	\$0	\$0	\$0	\$0	\$0	\$0	\$314
Local	\$37	\$277	\$0	\$0	\$0	\$0	\$0	\$0	\$314
TOTAL	\$74	\$554	\$0	\$0	\$0	\$0	\$0	\$0	\$629

ROUTE: 0304		PROJECT NAME (NEW)				PROGRAM/SYSTEM		MPO Area	
UPC:	121071	#SGR23LP RTE 304 (ID 8808) RESURFACING (SEYMOUR DR)				Urban		NonMPO	
Street Name:	SEYMOUR DR					Start (CY)	Budget	Expenditure	
Jurisdiction:	South Boston					PE			
Description:	FROM: MAIN ST TO: JOHN RANDOLPH BLVD (0.7100 MI)					RW			
Scope:	Resurfacing					CN	2023	\$249	\$0
						Total		\$249	\$0
Service Area / Fund	Previous	FY2023	FY2024	FY2025	FY2026	FY2027	FY2028	Total	
State of Good Repair									
State	\$106	\$143	\$0	\$0	\$0	\$0	\$0	\$0	\$249

ROUTE: 0311		PROJECT NAME				PROGRAM/SYSTEM		MPO Area	
UPC:	115493	RTE 311 - CONSTRUCT CONNECTOR ROAD				Primary		Danville	
Street Name:	BERRY HILL ROAD					Start (CY)	Budget	Expenditure	
Jurisdiction:	Pittsylvania County					PE	2019	\$3,052	\$2,057
Description:	FROM: 0.226 MILE WEST OF RTE 311 TO: 2.145 MILE EAST OF RTE 311 (2.3600 MI)					RW	2021	\$3,764	\$288
Scope:	New Construction Roadway					CN	2022	\$26,640	\$0
						Total		\$33,457	\$2,345
Service Area / Fund	Previous	FY2023	FY2024	FY2025	FY2026	FY2027	FY2028	Total	
Specialized State and Federal									
State	\$30,975	\$0	\$0	\$0	\$0	\$0	\$0	\$0	\$30,975
Other Funds									
Other	\$2,482	\$0	\$0	\$0	\$0	\$0	\$0	\$0	\$2,482
TOTAL	\$33,457	\$0	\$0	\$0	\$0	\$0	\$0	\$0	\$33,457

ROUTE: 0311		PROJECT NAME				PROGRAM/SYSTEM		MPO Area	
UPC:	119164	#SMART22 RTE 311 - BERRY HILL CONNECTOR RD EXTENSION				Primary		Danville	
Street Name:	BERRY HILL RD					Start (CY)	Budget	Expenditure	
Jurisdiction:	Pittsylvania County					PE	2021	\$3,268	\$14
Description:	FROM: 0.04 MILE SOUTH OF RTE 862 (OAK HILL ROAD) TO: 2.17 MILES NORTH OF RTE 862 (OAK HILL ROAD) (2.2100 MI)					RW	2025	\$2,792	\$0
Scope:	Reconstruction w/o Added Capacity					CN	2027	\$32,599	\$0
						Total		\$38,659	\$14
Service Area / Fund	Previous	FY2023	FY2024	FY2025	FY2026	FY2027	FY2028	Total	
High Priority Projects									
State	\$0	\$3,193	\$75	\$15,891	\$4,500	\$15,000	\$0	\$0	\$38,659

ROUTE:	0360	PROJECT NAME (NEW)	PROGRAM/SYSTEM				MPO Area			
UPC:	T26504	#SGR23VB - BRIDGE REPL - RTE 360 OVER GR XING FED ID 13897	Primary				NonMPO			
Street Name:	PATRICK HENRY HIGHWAY						Start (CY)	Budget	Expenditure	
Jurisdiction:	Prince Edward County						PE	2026	\$1,373	\$0
Description:	FROM: 0.20 MILES WEST OF GRADE CROSSING TO: 0.36 MILES EAST OF GRADE CROSSING (0.5600 MI)						RW	2028	\$374	\$0
Scope:	Bridge Replacement w/o Added Capacity						CN	2029	\$9,385	\$0
							Total		\$11,131	\$0
Service Area / Fund	Previous	FY2023	FY2024	FY2025	FY2026	FY2027	FY2028	Total		
State of Good Repair										
Federal	\$0	\$0	\$0	\$0	\$2,826	\$2,500	\$5,631	\$10,957		
State	\$0	\$0	\$0	\$0	\$174	\$0	\$0	\$174		
TOTAL	\$0	\$0	\$0	\$0	\$3,000	\$2,500	\$5,631	\$11,131		

ROUTE:	0360	PROJECT NAME (NEW)	PROGRAM/SYSTEM				MPO Area			
UPC:	121003	#REVSH23 RTE 360 (RICHMOND BOULEVARD) - PEDESTRIAN IMPROVEM	Secondary				Danville			
Street Name:	RICHMOND BOULEVARD						Start (CY)	Budget	Expenditure	
Jurisdiction:	Danville						PE	2027	\$108	\$0
Description:	FROM: MOFFETT STREET TO: JUSTIN LANE						RW	2029	\$14	\$0
Scope:	Facilities for Pedestrians and Bicycles						CN	2030	\$3,212	\$0
							Total		\$3,333	\$0
Service Area / Fund	Previous	FY2023	FY2024	FY2025	FY2026	FY2027	FY2028	Total		
Revenue Sharing										
State	\$0	\$0	\$0	\$0	\$1,528	\$0	\$0	\$1,528		
Local	\$0	\$0	\$0	\$0	\$1,528	\$0	\$0	\$1,528		
TOTAL	\$0	\$0	\$0	\$0	\$3,055	\$0	\$0	\$3,055		

ROUTE:	0360	PROJECT NAME (NEW)	PROGRAM/SYSTEM				MPO Area			
UPC:	121070	#SGR23LP RTE 360 EBL (ID 8806) RESURFACING (JAMES D HAGOOD)	Urban				NonMPO			
Street Name:	JAMES D HAGOOD HWY						Start (CY)	Budget	Expenditure	
Jurisdiction:	South Boston						PE			
Description:	FROM: 0.011 MILE WEST OF HAMILTON BLVD TO: 0.011 MILE EAST OF HAMILTON BLVD (0.0220 MI)						RW			
Scope:	Resurfacing						CN	2023	\$20	\$0
							Total		\$20	\$0
Service Area / Fund	Previous	FY2023	FY2024	FY2025	FY2026	FY2027	FY2028	Total		
State of Good Repair										
State	\$0	\$20	\$0	\$0	\$0	\$0	\$0	\$20		

ROUTE:	0360	PROJECT NAME (NEW)	PROGRAM/SYSTEM				MPO Area			
UPC:	121083	#SGR23LP RTE 360 WBL (ID 8807) RESURFACING (JAMES D HAGOOD)	Urban				NonMPO			
Street Name:	JAMES D HAGOOD HWY						Start (CY)	Budget	Expenditure	
Jurisdiction:	South Boston						PE			
Description:	FROM: 0.011 MILE WEST OF HAMILTON BLVD TO: 0.011 MILE EAST OF HAMILTON BLVD (0.0220 MI)						RW			
Scope:	Resurfacing						CN	2023	\$34	\$0
							Total		\$34	\$0
Service Area / Fund	Previous	FY2023	FY2024	FY2025	FY2026	FY2027	FY2028	Total		
State of Good Repair										
State	\$0	\$34	\$0	\$0	\$0	\$0	\$0	\$34		

ROUTE: 0413	PROJECT NAME				PROGRAM/SYSTEM			MPO Area		
UPC: 117092	#REVSH21 RTE 413 (MEMORIAL DRIVE) - RECONSTRUCTION				Urban			Danville		
Street Name:	MEMORIAL AVENUE							Start (CY)	Budget	Expenditure
Jurisdiction:	Danville				PE	2025		\$131	\$0	
Description:	FROM: UNION STREET BRIDGE ROAD TO: PATTON STREET (0.6000 MI)				RW	2027		\$130	\$0	
Scope:	Safety				CN	2028		\$1,315	\$0	
					Total			\$1,576	\$0	
Service Area / Fund	Previous	FY2023	FY2024	FY2025	FY2026	FY2027	FY2028	Total		
Revenue Sharing										
State	\$66	\$657	\$0	\$0	\$0	\$0	\$0	\$0	\$723	
Local	\$66	\$657	\$0	\$0	\$0	\$0	\$0	\$0	\$723	
TOTAL	\$131	\$1,315	\$0	\$0	\$0	\$0	\$0	\$0	\$1,446	

ROUTE: 0460	PROJECT NAME				PROGRAM/SYSTEM			MPO Area		
UPC: 109531	#HB2.FY17 RTE 460 - INTERSECTION RECONSTRUCTION AT RTE 307				Primary			NonMPO		
Street Name:	PRINCE EDWARD HIGHWAY							Start (CY)	Budget	Expenditure
Jurisdiction:	Prince Edward County				PE	2016		\$406	\$406	
Description:	FROM: 0.172 MILE WEST OF RTE 307 TO: 0.083 MILE EAST OF RTE 307 (0.2550 MI)				RW	2018		\$190	\$190	
Scope:	Safety				CN	2019		\$2,136	\$1,945	
					Total			\$2,732	\$2,542	
Service Area / Fund	Previous	FY2023	FY2024	FY2025	FY2026	FY2027	FY2028	Total		
District Grant Program										
Federal	\$2,786	\$0	\$0	\$0	\$0	\$0	\$0	\$0	\$2,786	

ROUTE: 0460	PROJECT NAME				PROGRAM/SYSTEM			MPO Area		
UPC: 109555	#HB2.FY17 BUS 460 - RECONSTRUCT INTERSECTION AT RTE 622				Primary			Lynchburg		
Street Name:	TIMBERLAKE ROAD							Start (CY)	Budget	Expenditure
Jurisdiction:	Lynchburg				PE	2017		\$657	\$587	
Description:	FROM: 0.087 MILE WEST OF RTE 622 TO: 0.104 MILE EAST OF RTE 622 (0.1910 MI)				RW	2019		\$356	\$246	
Scope:	Safety				CN	2021		\$3,720	\$7	
					Total			\$4,733	\$839	
Service Area / Fund	Previous	FY2023	FY2024	FY2025	FY2026	FY2027	FY2028	Total		
High Priority Projects										
Federal	\$3,233	\$0	\$0	\$0	\$0	\$0	\$0	\$0	\$3,233	
Specialized State and Federal										
State	\$1,500	\$0	\$0	\$0	\$0	\$0	\$0	\$0	\$1,500	
TOTAL	\$4,733	\$0	\$0	\$0	\$0	\$0	\$0	\$0	\$4,733	

ROUTE:	0501	PROJECT NAME						PROGRAM/SYSTEM	MPO Area	
UPC:	104946	#HB2.FY17 RTE 501 - PASSING LANE (HALIFAX COUNTY)						Primary	NonMPO	
REPORT NOTE: Balance to be addressed at CN completion										
Street Name:	LP BAILEY MEMORIAL HIGHWAY						Start (CY)	Budget	Expenditure	
Jurisdiction:	Halifax County						PE	2013	\$1,803	\$1,803
Description:	FROM: 0.975 MI. SOUTH OF ROUTE 610 TO: 0.985 MI. NORTH OF ROUTE 610 (1.9600 MI)						RW	2018	\$2,819	\$1,705
Scope:	Safety						CN	2020	\$17,386	\$11,647
							Total		\$22,009	\$15,155
Service Area / Fund	Previous	FY2023	FY2024	FY2025	FY2026	FY2027	FY2028	Total		
District Grant Program										
Federal/State	\$63	\$0	\$0	\$0	\$0	\$0	\$0	\$63		
Federal	\$12,559	\$3,659	\$0	\$0	\$0	\$0	\$0	\$16,218		
State	\$140	\$0	\$0	\$0	\$0	\$0	\$0	\$140		
Specialized State and Federal										
Federal	\$2,775	\$0	\$0	\$0	\$0	\$0	\$0	\$2,775		
Match	\$209	\$0	\$0	\$0	\$0	\$0	\$0	\$209		
State	\$252	\$0	\$0	\$0	\$0	\$0	\$0	\$252		
Bond	\$328	\$0	\$0	\$0	\$0	\$0	\$0	\$328		
Legacy CN Formula										
State	\$2,041	\$0	\$0	\$0	\$0	\$0	\$0	\$2,041		
TOTAL	\$18,366	\$3,659	\$0	\$0	\$0	\$0	\$0	\$22,025		

ROUTE:	0501	PROJECT NAME						PROGRAM/SYSTEM	MPO Area	
UPC:	104947	#HB2.FY17 RTE 501- SHOULDER WIDENING - RTE 607 TO RTE 655						Primary	NonMPO	
Street Name:	BROOKNEAL HIGHWAY						Start (CY)	Budget	Expenditure	
Jurisdiction:	Campbell County						PE	2013	\$265	\$265
Description:	FROM: 0.024 MILES NORTH OF RTE. 655 TO: 0.450 MILES SOUTH OF RTE. 655 (0.4740 MI)						RW	2018	\$453	\$453
Scope:	Safety						CN	2019	\$1,450	\$1,375
							Total		\$2,167	\$2,092
Service Area / Fund	Previous	FY2023	FY2024	FY2025	FY2026	FY2027	FY2028	Total		
District Grant Program										
State	\$1,894	\$0	\$0	\$0	\$0	\$0	\$0	\$1,894		
Specialized State and Federal										
Federal	\$278	\$0	\$0	\$0	\$0	\$0	\$0	\$278		
Bond	\$100	\$0	\$0	\$0	\$0	\$0	\$0	\$100		
TOTAL	\$2,271	\$0	\$0	\$0	\$0	\$0	\$0	\$2,271		

ROUTE:	0501	PROJECT NAME						PROGRAM/SYSTEM	MPO Area	
UPC:	111313	#SMART18 - RTE 501 - INTERSECTION IMPROVEMENTS AT RTE 628						Primary	NonMPO	
Street Name:	LP BAILEY MEMORIAL HIGHWAY						Start (CY)	Budget	Expenditure	
Jurisdiction:	Halifax County						PE	2019	\$617	\$416
Description:	FROM: 0.272 MI. SOUTH OF RTE 628 TO: 0.158 MI. NORTH OF RTE 628 (0.4300 MI)						RW	2022	\$1,049	\$25
Scope:	Safety						CN	2023	\$3,087	\$0
							Total		\$4,753	\$441
Service Area / Fund	Previous	FY2023	FY2024	FY2025	FY2026	FY2027	FY2028	Total		
District Grant Program										
Federal	\$0	\$1,229	\$1,755	\$0	\$0	\$0	\$0	\$2,985		
State	\$1,688	\$80	\$0	\$0	\$0	\$0	\$0	\$1,768		
TOTAL	\$1,688	\$1,309	\$1,755	\$0	\$0	\$0	\$0	\$4,753		

ROUTE: 0501	PROJECT NAME					PROGRAM/SYSTEM	MPO Area		
UPC: 114062	BUS 501 - CONSTRUCT SIDEWALK (KEMPER STREET)					Urban	Lynchburg		
Street Name:	KEMPER STREET						Start (CY)	Budget	Expenditure
Jurisdiction:	Lynchburg					PE	2020	\$135	\$110
Description:	FROM: 0.086 MILE SOUTH OF BUS 29 TO: 0.346 MILE SOUTH OF BUS 29 (0.2550 MI)					RW	2021	\$33	\$0
Scope:	Safety					CN	2022	\$505	\$0
						Total		\$674	\$110
Service Area / Fund	Previous	FY2023	FY2024	FY2025	FY2026	FY2027	FY2028	Total	
VA Safety Funds									
Federal	\$0	\$201	\$0	\$0	\$0	\$0	\$0	\$201	
Specialized State and Federal									
Federal	\$551	\$0	\$0	\$0	\$0	\$0	\$0	\$551	
Other Funds									
Other	\$17	\$0	\$0	\$0	\$0	\$0	\$0	\$17	
TOTAL	\$568	\$201	\$0	\$0	\$0	\$0	\$0	\$769	

ROUTE: 0501	PROJECT NAME					PROGRAM/SYSTEM	MPO Area		
UPC: 115494	#SMART20 RTE 360/501 - INTERSECTION IMPROVEMENTS					Primary	NonMPO		
REPORT NOTE: Balance to be addressed at CN completion.									
Street Name:	MAIN STREET						Start (CY)	Budget	Expenditure
Jurisdiction:	Halifax					PE	2019	\$48	\$48
Description:	FROM: 0.047 MILE SOUTH OF RTE 360 TO: 0.047 MILE NORTH OF RTE 360 (0.0280 MI)					RW	2019	\$0	\$0
Scope:	Safety					CN	2020	\$441	\$378
						Total		\$488	\$426
Service Area / Fund	Previous	FY2023	FY2024	FY2025	FY2026	FY2027	FY2028	Total	
District Grant Program									
State	\$591	\$0	\$0	\$0	\$0	\$0	\$0	\$591	

ROUTE: 0501	PROJECT NAME					PROGRAM/SYSTEM	MPO Area		
UPC: 117096	#REVSH21 RTE 501 (WILBORN AVE) - DRAINAGE IMPROVEMENTS					Urban	NonMPO		
Street Name:	WILBORN AVENUE						Start (CY)	Budget	Expenditure
Jurisdiction:	South Boston					PE	2025	\$47	\$0
Description:	FROM: LOGAN STREET TO: NORTH MAIN STREET (0.5600 MI)					RW	2027	\$11	\$0
Scope:	Other					CN	2028	\$673	\$0
						Total		\$731	\$0
Service Area / Fund	Previous	FY2023	FY2024	FY2025	FY2026	FY2027	FY2028	Total	
Revenue Sharing									
State	\$24	\$342	\$0	\$0	\$0	\$0	\$0	\$365	
Local	\$24	\$342	\$0	\$0	\$0	\$0	\$0	\$365	
TOTAL	\$47	\$684	\$0	\$0	\$0	\$0	\$0	\$731	

ROUTE:	0501	PROJECT NAME	PROGRAM/SYSTEM					MPO Area
UPC:	119166	#SMART22 RTE 501 - CONSTRUCT ROUNDABOUT AT FACTORY/WALL ST	Urban					NonMPO
REPORT NOTE: Balance to be provided by locality								
Street Name:	HALIFAX RD							
Jurisdiction:	South Boston							
Description:	FROM: 0.11 MILE SOUTH OF WALL STREET TO: 0.03 MILE NORTH OF WALL STREET (0.1400 MI)							
Scope:	Safety							
						Start (CY)	Budget	Expenditure
						PE 2021	\$1,552	\$5
						RW 2025	\$1,436	\$0
						CN 2027	\$10,080	\$0
						Total	\$13,068	\$5
Service Area / Fund	Previous	FY2023	FY2024	FY2025	FY2026	FY2027	FY2028	Total
District Grant Program								
Federal	\$0	\$0	\$0	\$0	\$6,409	\$6,138	\$0	\$12,547
State	\$0	\$0	\$0	\$0	\$0	\$272	\$0	\$272
TOTAL	\$0	\$0	\$0	\$0	\$6,409	\$6,409	\$0	\$12,818

ROUTE:	0501	PROJECT NAME	PROGRAM/SYSTEM					MPO Area
UPC:	119167	#SMART22 RTE 501 - CONSTRUCT ROUNDABOUT AT BUS 360	Primary					NonMPO
Street Name:	L P BAILEY HIGHWAY							
Jurisdiction:	Halifax County							
Description:	FROM: BUS 360 (BETHEL RD) TO: 0.08 MILE NORTH OF BUS 360 (BETHEL RD) (0.1600 MI)							
Scope:	Safety							
						Start (CY)	Budget	Expenditure
						PE 2021	\$1,426	\$24
						RW 2024	\$1,211	\$0
						CN 2026	\$7,284	\$0
						Total	\$9,921	\$24
Service Area / Fund	Previous	FY2023	FY2024	FY2025	FY2026	FY2027	FY2028	Total
District Grant Program								
Federal	\$0	\$0	\$0	\$357	\$4,784	\$4,780	\$0	\$9,921

ROUTE:	0501	PROJECT NAME	PROGRAM/SYSTEM					MPO Area
UPC:	119384	#SMART22 #SGR21VB RTE 501 - BRDG & INTERCHANGE IMPROVEMENTS	Urban					Lynchburg
Street Name:	CANDLERS MOUNTAIN RD							
Jurisdiction:	Lynchburg							
Description:	FROM: MURRAY PLACE TO: US 501 NB RAMP (0.5400 MI)							
Scope:	Bridge Replacement w/o Added Capacity							
						Start (CY)	Budget	Expenditure
						PE 2022	\$6,001	\$0
						RW 2026	\$5,292	\$0
						CN 2027	\$53,363	\$0
						Total	\$64,657	\$0
Service Area / Fund	Previous	FY2023	FY2024	FY2025	FY2026	FY2027	FY2028	Total
District Grant Program								
Federal	\$3,623	\$957	\$4,340	\$1,178	\$0	\$0	\$0	\$10,099
State	\$7,211	\$1,138	\$3,314	\$3,312	\$4,000	\$0	\$0	\$18,975
State of Good Repair								
Federal	\$192	\$2,173	\$10,362	\$10,729	\$6,650	\$3,944	\$0	\$34,051
State	\$988	\$169	\$376	\$0	\$0	\$0	\$0	\$1,533
TOTAL	\$12,014	\$4,437	\$18,392	\$15,220	\$10,650	\$3,944	\$0	\$64,657

ROUTE: 0501	PROJECT NAME (NEW)				PROGRAM/SYSTEM		MPO Area	
UPC: 121061	#SGR23LP RTE 501 (ID 8680) RESURFACING (CAMPBELL AVE)				Urban		Lynchburg	
Street Name:	CAMPBELL AVE				Start (CY)		Budget	Expenditure
Jurisdiction:	Lynchburg				PE			
Description:	FROM: 0.02 MILE SOUTH OF WOODROW ST TO: RAMP TO SOUTH RICHMOND HWY (0.2200 MI)				RW			
Scope:	Resurfacing				CN 2023		\$80	\$0
					Total		\$80	\$0
Service Area / Fund	Previous	FY2023	FY2024	FY2025	FY2026	FY2027	FY2028	Total
State of Good Repair								
State	\$0	\$80	\$0	\$0	\$0	\$0	\$0	\$80

ROUTE: 0622	PROJECT NAME				PROGRAM/SYSTEM		MPO Area	
UPC: 5542	#SMART18 #SGR18VB - RT 622 - RECONSTRUCTION				Secondary		Lynchburg	
Street Name:	LYNBROOK ROAD				Start (CY)		Budget	Expenditure
Jurisdiction:	Campbell County				PE 2005		\$1,701	\$1,701
Description:	FROM: 0.004 MILE EAST OF ROUTE 683 TO: 1.231 MILE EAST OF ROUTE 683 (1.2270 MI)				RW 2017		\$930	\$881
Scope:	Reconstruction w/o Added Capacity				CN 2019		\$9,013	\$9,401
					Total		\$11,644	\$11,984
Service Area / Fund	Previous	FY2023	FY2024	FY2025	FY2026	FY2027	FY2028	Total
District Grant Program								
Federal	\$1,810	\$0	\$0	\$0	\$0	\$0	\$0	\$1,810
State	\$6,935	\$0	\$0	\$0	\$0	\$0	\$0	\$6,935
State of Good Repair								
State	\$737	\$0	\$0	\$0	\$0	\$0	\$0	\$737
Specialized State and Federal								
State	\$521	\$0	\$0	\$0	\$0	\$0	\$0	\$521
Legacy CN Formula								
Federal	\$164	\$0	\$0	\$0	\$0	\$0	\$0	\$164
Match	\$41	\$0	\$0	\$0	\$0	\$0	\$0	\$41
State	\$1,437	\$0	\$0	\$0	\$0	\$0	\$0	\$1,437
TOTAL	\$11,644	\$0	\$0	\$0	\$0	\$0	\$0	\$11,644

ROUTE: 0642	PROJECT NAME				PROGRAM/SYSTEM		MPO Area	
UPC: 115491	#SMART20 RTE 642 - INTERSECTION REALIGNMENT AT RTE 29				Secondary		NonMPO	
Street Name:	SHULA DRIVE				Start (CY)		Budget	Expenditure
Jurisdiction:	Pittsylvania County				PE 2021		\$482	\$13
Description:	FROM: 1.000 MILE WEST OF RTE 29 TO: RTE 29 (1.0000 MI)				RW 2024		\$1,296	\$0
Scope:	Safety				CN 2025		\$2,991	\$0
					Total		\$4,768	\$13
Service Area / Fund	Previous	FY2023	FY2024	FY2025	FY2026	FY2027	FY2028	Total
District Grant Program								
Federal	\$0	\$1,216	\$561	\$2,548	\$0	\$0	\$0	\$4,326
State	\$443	\$0	\$0	\$0	\$0	\$0	\$0	\$443
TOTAL	\$443	\$1,216	\$561	\$2,548	\$0	\$0	\$0	\$4,768

ROUTE: 0653	PROJECT NAME				PROGRAM/SYSTEM			MPO Area	
UPC: 112865	#SGR19VB - RT 653 BRIDGE & APPR OVER NS RAILWAY Fed 12538				Secondary			NonMPO	
Street Name:	WILSON ROAD				Start (CY)			Budget	Expenditure
Jurisdiction:	Nelson County				PE	2019	\$800	\$289	
Description:	FROM: 0.033 MI S NS RAILWAY TO: 0.037 MI N NS RAILWAY (0.0740 MI)				RW	2023	\$176	\$0	
Scope:	Bridge Replacement w/o Added Capacity				CN	2024	\$4,373	\$0	
					Total	\$5,349		\$289	
Service Area / Fund	Previous	FY2023	FY2024	FY2025	FY2026	FY2027	FY2028	Total	
State of Good Repair									
State	\$1,913	\$3,384	\$0	\$0	\$0	\$0	\$0	\$5,297	
Legacy CN Formula									
State	\$52	\$0	\$0	\$0	\$0	\$0	\$0	\$52	
TOTAL	\$1,965	\$3,384	\$0	\$0	\$0	\$0	\$0	\$5,349	

ROUTE: 0682	PROJECT NAME				PROGRAM/SYSTEM			MPO Area	
UPC: 109550	#HB2.FY17 RTE 682 - RECONSTRUCTION				Secondary			Lynchburg	
REPORT NOTE: Funded to anticipated award estimate									
Street Name:	WOODY'S LAKE ROAD				Start (CY)			Budget	Expenditure
Jurisdiction:	Amherst County				PE	2017	\$870	\$870	
Description:	FROM: RTE. BUS 29 TO: 0.794 MILE EAST OF RTE BUS 29 (0.7940 MI)				RW	2019	\$2,280	\$1,957	
Scope:	Reconstruction w/o Added Capacity				CN	2021	\$4,705	\$1,035	
					Total	\$7,855		\$3,861	
Service Area / Fund	Previous	FY2023	FY2024	FY2025	FY2026	FY2027	FY2028	Total	
District Grant Program									
GARVEE	\$7,480	\$0	\$0	\$0	\$0	\$0	\$0	\$7,480	

ROUTE: 0682	PROJECT NAME				PROGRAM/SYSTEM			MPO Area
UPC: 110390	#HB2.FY17 RTE 682 - RECONSTRUCTION GARVEE DEBT SERVICE				Secondary			Lynchburg
Jurisdiction:	Amherst County							
Description:								
Scope:								
Service Area / Fund	Previous	FY2023	FY2024	FY2025	FY2026	FY2027	FY2028	Total
Debt Service								
Federal	\$1,400	\$507	\$608	\$609	\$609	\$609	\$609	\$4,950

ROUTE: 0731	PROJECT NAME				PROGRAM/SYSTEM			MPO Area	
UPC: 115032	RTE 731 - INSTALL FLASHING LIGHTS AND GATES				Rail			NonMPO	
Street Name:	ALPHA ROAD				Start (CY)			Budget	Expenditure
Jurisdiction:	Buckingham County				PE	2023	\$25	\$0	
Description:	FROM: 0.150 MILE WEST OF RTE 15 TO: 0.190 MILE WEST OF RTE 15 (0.0400 MI)				RW				
Scope:	Rail/Highway Crossing				CN	2024	\$265	\$0	
					Total	\$290		\$0	
Service Area / Fund	Previous	FY2023	FY2024	FY2025	FY2026	FY2027	FY2028	Total	
Specialized State and Federal									
Federal	\$0	\$290	\$0	\$0	\$0	\$0	\$0	\$290	

ROUTE: 0750	PROJECT NAME		PROGRAM/SYSTEM				MPO Area	
UPC: 111305	#SMART18 - RTE 750 - TURN LANE, ACCESS MANAGEMENT AT RTE 844		Secondary				Danville	
Street Name:	MOUNT CROSS ROAD		Start (CY)		Budget	Expenditure		
Jurisdiction:	Pittsylvania County		PE	2019	\$269	\$135		
Description:	FROM: 0.002 MILE S EAST OF RTE 844 TO: 0.073 MILES EAST OF RTE 844 (0.0700 MI)		RW	2021	\$415	\$180		
Scope:	Safety		CN	2022	\$400	\$0		
			Total		\$1,084	\$316		
Service Area / Fund	Previous	FY2023	FY2024	FY2025	FY2026	FY2027	FY2028	Total
High Priority Projects								
State	\$628	\$456	\$0	\$0	\$0	\$0	\$0	\$1,084

ROUTE: 0861	PROJECT NAME		PROGRAM/SYSTEM				MPO Area	
UPC: 113661	RTE 861 - INSTALL FLASHING LIGHTS & GATES AT NSRR CROSSING		Rail				NonMPO	
Street Name:	MOUNTAIN RUN ROAD		Start (CY)		Budget	Expenditure		
Jurisdiction:	Pittsylvania County		PE	2023	\$0	\$0		
Description:	FROM: 0.047 MILE SOUTH OF NSRR CROSSING TO: 0.047 MILE NORTH OF NSRR CROSSING (0.0940 MI)		RW					
Scope:	Rail/Highway Crossing		CN	2024	\$255	\$0		
			Total		\$255	\$0		
Service Area / Fund	Previous	FY2023	FY2024	FY2025	FY2026	FY2027	FY2028	Total
Specialized State and Federal								
Federal	\$69	\$0	\$179	\$0	\$0	\$0	\$0	\$247
Match	\$8	\$0	\$0	\$0	\$0	\$0	\$0	\$8
TOTAL	\$77	\$0	\$179	\$0	\$0	\$0	\$0	\$255

ROUTE: 1520	PROJECT NAME		PROGRAM/SYSTEM				MPO Area	
UPC: 114091	#HSIP19 - RTES 1520 & 9070 - CONSTRUCT SIDEWALK		Secondary				Lynchburg	
Street Name:	VARIOUS		Start (CY)		Budget	Expenditure		
Jurisdiction:	Campbell County		PE	2022	\$85	\$0		
Description:	FROM: VARIOUS TO: VARIOUS		RW	2025	\$75	\$0		
Scope:	Safety		CN	2026	\$474	\$0		
			Total		\$634	\$0		
Service Area / Fund	Previous	FY2023	FY2024	FY2025	FY2026	FY2027	FY2028	Total
VA Safety Funds								
Federal	\$0	\$85	\$0	\$549	\$0	\$0	\$0	\$634

ROUTE: 3708	PROJECT NAME (NEW)		PROGRAM/SYSTEM				MPO Area	
UPC: 121045	#TAP23 PHASE II - KEMPER ROAD - CONSTRUCT SIDEWALK		Enhancement				Danville	
Jurisdiction:	Danville		Start (CY)		Budget	Expenditure		
Description:	FROM: EDMONDS STREET TO: ARLINGTON PLACE		PE	2023	\$58	\$0		
Scope:	Facilities for Pedestrians and Bicycles		RW	2025	\$12	\$0		
			CN	2026	\$486	\$0		
			Total		\$555	\$0		
Service Area / Fund	Previous	FY2023	FY2024	FY2025	FY2026	FY2027	FY2028	Total
Specialized State and Federal								
Federal	\$0	\$100	\$344	\$0	\$0	\$0	\$0	\$444
Other Funds								
Other	\$0	\$25	\$86	\$0	\$0	\$0	\$0	\$111
TOTAL	\$0	\$125	\$430	\$0	\$0	\$0	\$0	\$555

ROUTE: 3747	PROJECT NAME (NEW)		PROGRAM/SYSTEM				MPO Area	
UPC: 121047	#TAP23 ARNETT BLVD - PEDESTRIAN IMPROVEMENTS		Enhancement				NonMPO	
Jurisdiction: Danville					Start (CY)	Budget	Expenditure	
Description: FROM: BUS 29 (PINEY FOREST RD) TO: DALTON STREET (BUS STOP)			PE	2023		\$79	\$0	
Scope: Facilities for Pedestrians and Bicycles			RW	2025		\$23	\$0	
			CN	2026		\$467	\$0	
			Total			\$569	\$0	
Service Area / Fund	Previous	FY2023	FY2024	FY2025	FY2026	FY2027	FY2028	Total
Specialized State and Federal								
Federal	\$0	\$453	\$0	\$0	\$0	\$0	\$0	\$453
Other Funds								
Other	\$0	\$113	\$0	\$0	\$0	\$0	\$0	\$113
TOTAL	\$0	\$566	\$0	\$0	\$0	\$0	\$0	\$566

ROUTE: 6015	PROJECT NAME		PROGRAM/SYSTEM				MPO Area	
UPC: 109529	#HB2.FY17 RTE 15 - LEFT & RIGHT TURN LANES AT RTE 636		Primary				NonMPO	
Street Name: SOUTH JAMES MADISON HIGHWAY					Start (CY)	Budget	Expenditure	
Jurisdiction: Buckingham County			PE	2016		\$434	\$434	
Description: FROM: 0.161 MILE SOUTH OF RTE 636 TO: 0.184 MILE NORTH OF RTE 636 (0.3450 MI)			RW	2019		\$223	\$92	
Scope: Safety			CN	2020		\$1,750	\$1,712	
			Total			\$2,408	\$2,238	
Service Area / Fund	Previous	FY2023	FY2024	FY2025	FY2026	FY2027	FY2028	Total
District Grant Program								
State	\$2,586	\$0	\$0	\$0	\$0	\$0	\$0	\$2,586

ROUTE: 6020	PROJECT NAME (NEW)		PROGRAM/SYSTEM				MPO Area	
UPC: 121053	#SGR23LB - UR 6020 (BEDFORD AVE) - BRDG REPLACEMENT OVER NSR		Urban				NonMPO	
Street Name: BEDFORD AVE					Start (CY)	Budget	Expenditure	
Jurisdiction: Lynchburg			PE	2023		\$1,435	\$0	
Description: FROM: 0.02 MILES NORTH OF NSRR TO: 0.02 MILES SOUTH OF NSRR (0.0400 MI)			RW	2026		\$1,191	\$0	
Scope: Bridge Rehab w/o Added Capacity			CN	2027		\$12,089	\$0	
			Total			\$14,715	\$0	
Service Area / Fund	Previous	FY2023	FY2024	FY2025	FY2026	FY2027	FY2028	Total
State of Good Repair								
Federal	\$0	\$1,400	\$0	\$0	\$2,049	\$0	\$0	\$3,449
State	\$0	\$1,351	\$3,086	\$3,428	\$2,348	\$564	\$488	\$11,266
TOTAL	\$0	\$2,751	\$3,086	\$3,428	\$4,397	\$564	\$488	\$14,715

ROUTE:	6022	PROJECT NAME (NEW)	PROGRAM/SYSTEM				MPO Area			
UPC:	121001	#REVSH23 RTE 6022 (HOLLINS MILL RD) - BRIDGE REPLACEMENT	Secondary				Lynchburg			
Street Name:	HOLLINS MILL ROAD						Start (CY)	Budget	Expenditure	
Jurisdiction:	Lynchburg						PE	2027	\$1,328	\$0
Description:	FROM: 0.021 MILE SOUTH OF BLACKWATER CREEK TO: 0.029 MILE NORTH OF BLACKWATER CREEK (0.0500 MI)						RW	2029	\$133	\$0
Scope:	Bridge Replacement w/o Added Capacity						CN	2030	\$8,511	\$0
							Total		\$9,972	\$0
Service Area / Fund	Previous	FY2023	FY2024	FY2025	FY2026	FY2027	FY2028	Total		
Revenue Sharing										
State	\$0	\$0	\$0	\$2,067	\$2,067	\$0	\$0	\$4,134		
Local	\$0	\$0	\$0	\$2,067	\$2,067	\$0	\$0	\$4,134		
TOTAL	\$0	\$0	\$0	\$4,134	\$4,134	\$0	\$0	\$8,268		

ROUTE:	6028	PROJECT NAME	PROGRAM/SYSTEM				MPO Area			
UPC:	113270	COMMERCE STREET - STREETScape	Urban				Lynchburg			
Street Name:	COMMERCE STREET						Start (CY)	Budget	Expenditure	
Jurisdiction:	Lynchburg						PE	2019	\$154	\$77
Description:	FROM: FIFTH STREET TO: NINTH STREET (0.3400 MI)						RW	2021	\$0	\$0
Scope:	Reconstruction w/o Added Capacity						CN	2021	\$9,705	\$324
							Total		\$9,859	\$401
Service Area / Fund	Previous	FY2023	FY2024	FY2025	FY2026	FY2027	FY2028	Total		
Revenue Sharing										
State	\$1,683	\$750	\$0	\$0	\$0	\$0	\$0	\$2,433		
Local	\$1,683	\$750	\$0	\$0	\$0	\$0	\$0	\$2,433		
Other Funds										
Other	\$4,993	\$0	\$0	\$0	\$0	\$0	\$0	\$4,993		
TOTAL	\$8,359	\$1,500	\$0	\$0	\$0	\$0	\$0	\$9,859		

ROUTE:	6029	PROJECT NAME	PROGRAM/SYSTEM				MPO Area		
UPC:	106533	RTE 29/460 - INTCHG & EXT (ODD FELLOWS RD) DEBT SERVICE	Urban				Lynchburg		
Street Name:	VARIOUS								
Jurisdiction:	Lynchburg								
Description:	FROM: VARIOUS TO: Various								
Scope:	New Construction Roadway								
Service Area / Fund	Previous	FY2023	FY2024	FY2025	FY2026	FY2027	FY2028	Total	
Debt Service									
Federal	\$18,131	\$3,293	\$3,267	\$3,267	\$3,267	\$3,267	\$3,267	\$37,759	

ROUTE:	6029	PROJECT NAME	PROGRAM/SYSTEM				MPO Area			
UPC:	114095	RTE 29 - SHOULDER WIDENING, RUMBLE STRIPS, GR (NELSON)	Primary				NonMPO			
Street Name:	RTE 29						Start (CY)	Budget	Expenditure	
Jurisdiction:	Nelson County						PE			
Description:	FROM: RTE 6 - RIVER RD TO: NELSON / ALBEMARLE COUNTY LINE (5.3800 MI)						RW			
Scope:	Safety						CN	2021	\$4,233	\$1,573
							Total		\$4,233	\$1,573
Service Area / Fund	Previous	FY2023	FY2024	FY2025	FY2026	FY2027	FY2028	Total		
VA Safety Funds										
Federal	\$2,920	\$1,314	\$0	\$0	\$0	\$0	\$0	\$4,233		

ROUTE: 6032	PROJECT NAME				PROGRAM/SYSTEM		MPO Area		
UPC: 110542	#HB2.FY17 DOWNTOWN LYNCHBURG - BUS FOR CIRCULATOR SERVICE				Urban		Lynchburg		
Street Name:	MAIN STREET						Start (CY)	Budget	Expenditure
Jurisdiction:	Lynchburg				PE				
Description:	FROM: VARIOUS TO: VARIOUS				RW				
Scope:	Other				CN		2016	\$465	\$0
							Total	\$465	\$0
Service Area / Fund	Previous	FY2023	FY2024	FY2025	FY2026	FY2027	FY2028	Total	
High Priority Projects									
State	\$465	\$0	\$0	\$0	\$0	\$0	\$0	\$465	

ROUTE: 6044	PROJECT NAME				PROGRAM/SYSTEM		MPO Area		
UPC: 114065	UR 6044 - PEDESTRIAN IMPROVEMENTS (OLD FOREST ROAD)				Urban		Lynchburg		
Street Name:	OLD FOREST ROAD						Start (CY)	Budget	Expenditure
Jurisdiction:	Lynchburg				PE		2022	\$191	\$0
Description:	FROM: KINGS DRIVE TO: RR BRIDGE (0.5700 MI)				RW		2024	\$84	\$0
Scope:	Safety				CN		2025	\$1,033	\$0
							Total	\$1,307	\$0
Service Area / Fund	Previous	FY2023	FY2024	FY2025	FY2026	FY2027	FY2028	Total	
VA Safety Funds									
Federal	\$150	\$445	\$0	\$637	\$0	\$0	\$0	\$1,231	
Specialized State and Federal									
Federal	\$50	\$0	\$0	\$0	\$0	\$0	\$0	\$50	
Other Funds									
Other	\$26	\$0	\$0	\$0	\$0	\$0	\$0	\$26	
TOTAL	\$226	\$445	\$0	\$637	\$0	\$0	\$0	\$1,307	

ROUTE: 6056	PROJECT NAME				PROGRAM/SYSTEM		MPO Area		
UPC: 106537	UR-6056 - D/B WIDEN FR 2-4 LNS (GREENVIEW DR) DEBT SERVICE				Urban		Lynchburg		
Street Name:	GREENVIEW DRIVE								
Jurisdiction:	Lynchburg								
Description:	FROM: SC-1541 (HERMITAGE RD) TO: 0.220Mi. S. UR-6066 (LEESVILLE RD) (0.4500 MI)								
Scope:	Reconstruction w/ Added Capacity								
Service Area / Fund	Previous	FY2023	FY2024	FY2025	FY2026	FY2027	FY2028	Total	
Debt Service									
Federal	\$4,354	\$713	\$700	\$700	\$700	\$700	\$700	\$8,566	

ROUTE: 6060	PROJECT NAME				PROGRAM/SYSTEM		MPO Area		
UPC: 109704	#HB2.FY17 RTE 60 - LEFT & RIGHT TURN LANES AT RTE 56				Primary		NonMPO		
Street Name:	WEST JAMES ANDERSON HIGHWAY						Start (CY)	Budget	Expenditure
Jurisdiction:	Buckingham County				PE	2016	\$285	\$285	
Description:	FROM: 0.194 MILE WEST OF ROUTE 56 TO: 0.151 MILE EAST OF ROUTE 56 (0.3450 MI)				RW	2019	\$484	\$246	
Scope:	Safety				CN	2020	\$1,255	\$1,034	
					Total		\$2,024	\$1,564	
Service Area / Fund	Previous	FY2023	FY2024	FY2025	FY2026	FY2027	FY2028	Total	
District Grant Program									
Federal	\$1,000	\$0	\$0	\$0	\$0	\$0	\$0	\$1,000	
State	\$1,774	\$0	\$0	\$0	\$0	\$0	\$0	\$1,774	
TOTAL	\$2,774	\$0	\$0	\$0	\$0	\$0	\$0	\$2,774	

ROUTE: 6070	PROJECT NAME				PROGRAM/SYSTEM		MPO Area		
UPC: 119163	#SMART22 RTE6070(WARDS FERRY RD)-CONSTRUCT ROUNDABOUT RTE368				Urban		Lynchburg		
Street Name:	WARDS FERRY ROAD						Start (CY)	Budget	Expenditure
Jurisdiction:	Lynchburg				PE	2021	\$1,382	\$2	
Description:	FROM: 0.17 MILE WEST OF RTE 368 (CVCC CAMPUS DR) TO: 0.05 MILE EAST OF RTE 368 (CVCC CAMPUS DR) (0.2200 MI)				RW	2024	\$2,216	\$0	
Scope:	Safety				CN	2025	\$7,702	\$0	
					Total		\$11,301	\$2	
Service Area / Fund	Previous	FY2023	FY2024	FY2025	FY2026	FY2027	FY2028	Total	
District Grant Program									
State	\$10,099	\$1,202	\$0	\$0	\$0	\$0	\$0	\$11,301	

ROUTE: 6293	PROJECT NAME				PROGRAM/SYSTEM		MPO Area		
UPC: 119215	#SGR21LB - RTE 293 - SUPER STRUCTURE REPLACEMENT				Urban		Danville		
Street Name:	MAIN STREET						Start (CY)	Budget	Expenditure
Jurisdiction:	Danville				PE	2022	\$824	\$0	
Description:	FROM: 0.110 MILE SOUTH OF RTE 58 TO: 0.370 MILE NORTH OF RTE 413 (0.1400 MI)				RW	2025	\$100	\$0	
Scope:	Bridge Rehab w/o Added Capacity				CN	2026	\$4,341	\$0	
					Total		\$5,265	\$0	
Service Area / Fund	Previous	FY2023	FY2024	FY2025	FY2026	FY2027	FY2028	Total	
State of Good Repair									
Federal	\$1,052	\$1,134	\$995	\$1,005	\$0	\$0	\$0	\$4,185	
State	\$80	\$0	\$0	\$0	\$0	\$0	\$0	\$80	
Other Funds									
Other	\$1,000	\$0	\$0	\$0	\$0	\$0	\$0	\$1,000	
TOTAL	\$2,132	\$1,134	\$995	\$1,005	\$0	\$0	\$0	\$5,265	

ROUTE: 6360	PROJECT NAME				PROGRAM/SYSTEM		MPO Area		
UPC: 114096	ROUTE US 360 - SHOULDER WIDENING, RUMBLE STRIPS, AND GR				Primary		NonMPO		
Street Name:	RTE 360				Start (CY)		Budget	Expenditure	
Jurisdiction:	Halifax County				PE				
Description:	FROM: RTE 607 TO: RTE 92/720 (2.7900 MI)				RW				
Scope:	Safety				CN 2023		\$2,888	\$0	
							Total	\$2,888	\$0
Service Area / Fund	Previous	FY2023	FY2024	FY2025	FY2026	FY2027	FY2028	Total	
VA Safety Funds									
Federal	\$0	\$811	\$2,099	\$0	\$0	\$0	\$0	\$2,910	

ROUTE: 9999	PROJECT NAME (NEW)				PROGRAM/SYSTEM		MPO Area		
UPC: T26553	#BF - LYNCHBURG YEAR 2 STRUCTURE RECOATING				Primary		Lynchburg		
Street Name:	VARIOUS				Start (CY)		Budget	Expenditure	
Jurisdiction:	Lynchburg District-wide				PE		\$150	\$0	
Description:	FROM: VARIOUS TO: VARIOUS				RW				
Scope:	Bridge Rehab w/o Added Capacity				CN		\$1,257	\$0	
							Total	\$1,407	\$0
Service Area / Fund	Previous	FY2023	FY2024	FY2025	FY2026	FY2027	FY2028	Total	
Specialized State and Federal									
Federal	\$0	\$1,126	\$281	\$0	\$0	\$0	\$0	\$1,407	

ROUTE: 9999	PROJECT NAME				PROGRAM/SYSTEM		MPO Area	
UPC: T21764	LYNCHBURG DGP DEALLOCATION BALANCE ENTRY				Other		NonMPO	
Jurisdiction:	Lynchburg District-wide							
Description:								
Scope:								
Service Area / Fund	Previous	FY2023	FY2024	FY2025	FY2026	FY2027	FY2028	Total
District Grant Program								
Federal	\$559	\$425	\$765	\$304	\$0	\$0	\$0	\$2,053
State	\$1,445	\$0	\$0	\$0	\$0	\$0	\$0	\$1,445
GARVEE	\$375	\$0	\$0	\$0	\$0	\$0	\$0	\$375
TOTAL	\$2,379	\$425	\$765	\$304	\$0	\$0	\$0	\$3,873

ROUTE: 9999	PROJECT NAME				PROGRAM/SYSTEM		MPO Area	
UPC: T17837	#SGR Lynchburg - VDOT SGR Paving - Balance Entry				Other		NonMPO	
Street Name:	Various							
Jurisdiction:	Lynchburg District-wide							
Description:	FROM: Various TO: Various							
Scope:	Resurfacing							
Service Area / Fund	Previous	FY2023	FY2024	FY2025	FY2026	FY2027	FY2028	Total
State of Good Repair								
State	\$2,201	\$2,812	\$7,346	\$7,978	\$7,915	\$7,801	\$7,811	\$43,864

ROUTE: 9999	PROJECT NAME				PROGRAM/SYSTEM			MPO Area
UPC: T17676	DISTRICTWIDE - SYSTEMIC RD COUNTERMEASURES W/ RESURFACING				Other			NonMPO
Jurisdiction: Lynchburg District-wide								
Description:								
Scope:								
Service Area / Fund	Previous	FY2023	FY2024	FY2025	FY2026	FY2027	FY2028	Total
VA Safety Funds								
Federal	\$200	\$200	\$200	\$0	\$0	\$0	\$0	\$600
Specialized State and Federal								
Federal	\$400	\$0	\$0	\$0	\$0	\$0	\$0	\$400
TOTAL	\$600	\$200	\$200	\$0	\$0	\$0	\$0	\$1,000

ROUTE: 9999	PROJECT NAME				PROGRAM/SYSTEM			MPO Area
UPC: T15987	#HB2.FY17 HIGHWAY CONST DISTRICT GRANT PRGM - LYNCHBURG				Other			NonMPO
Jurisdiction: Lynchburg District-wide								
Description:								
Scope:								
Service Area / Fund	Previous	FY2023	FY2024	FY2025	FY2026	FY2027	FY2028	Total
District Grant Program								
Federal	\$0	\$0	\$0	\$0	\$0	\$0	\$11,000	\$11,000
State	\$0	\$0	\$0	\$13,067	\$12,700	\$18,777	\$21,606	\$66,149
TOTAL	\$0	\$0	\$0	\$13,067	\$12,700	\$18,777	\$32,606	\$77,149

ROUTE: 9999	PROJECT NAME				PROGRAM/SYSTEM			MPO Area
UPC: T13631	#SGR Lynchburg - VDOT SGR Bridge - Balance Entry				Other			NonMPO
Jurisdiction: Lynchburg District-wide								
Description: FROM: VARIOUS TO: VARIOUS								
Scope: Other								
Service Area / Fund	Previous	FY2023	FY2024	FY2025	FY2026	FY2027	FY2028	Total
State of Good Repair								
Federal	\$2,250	\$0	\$0	\$0	\$0	\$0	\$0	\$2,250
State	\$3,949	\$1,661	\$1,405	\$0	\$0	\$0	\$6,870	\$13,885
TOTAL	\$6,200	\$1,661	\$1,405	\$0	\$0	\$0	\$6,870	\$16,135

ROUTE: 9999	PROJECT NAME				PROGRAM/SYSTEM			MPO Area
UPC: T9604	#SGR Lynchburg - Local SGR Bridge - Balance Entry				Other			NonMPO
Jurisdiction: Lynchburg District-wide								
Description:								
Scope:								
Service Area / Fund	Previous	FY2023	FY2024	FY2025	FY2026	FY2027	FY2028	Total
State of Good Repair								
State	\$670	\$0	\$0	\$0	\$0	\$3,769	\$3,851	\$8,291

ROUTE: 9999	PROJECT NAME		PROGRAM/SYSTEM				MPO Area	
UPC: T9603	#SGR Lynchburg - Local SGR Paving - Balance Entry		Other				NonMPO	
Jurisdiction: Lynchburg District-wide								
Description:								
Scope:								
Service Area / Fund	Previous	FY2023	FY2024	FY2025	FY2026	FY2027	FY2028	Total
State of Good Repair								
State	\$454	\$26	\$1,632	\$1,773	\$1,759	\$1,733	\$1,736	\$9,113

ROUTE: 9999	PROJECT NAME		PROGRAM/SYSTEM				MPO Area	
UPC: 99588	PROJECT PRESCOPING - LYNCHBURG DISTRICT		Other				NonMPO	
Street Name: VARIOUS								
Jurisdiction: Lynchburg District-wide								
Description: FROM: VARIOUS TO: VARIOUS								
Scope: Preliminary Engineering								
Service Area / Fund	Previous	FY2023	FY2024	FY2025	FY2026	FY2027	FY2028	Total
Research & Planning								
State	\$9,802	\$942	\$0	\$0	\$0	\$0	\$0	\$10,744

ROUTE: 9999	PROJECT NAME		PROGRAM/SYSTEM				MPO Area		
UPC: 109554	#HB2.FY17 ODDFELLOWS ROAD SEGMENT B2 - RECONSTRUCTION		Urban				Lynchburg		
Street Name: ODDFELLOWS ROAD									
Jurisdiction: Lynchburg									
Description: FROM: 0.10 WEST OF ROUTE 128 (MAYFLOWER DR.) TO: BUS. 29 (LYNCHBURG EXPRESSWAY) (0.4070 MI)									
Scope: Reconstruction w/ Added Capacity									
						Start (CY)	Budget	Expenditure	
						PE	2016	\$473	\$473
						RW	2017	\$2,792	\$492
						CN	2017	\$12,758	\$10,631
						Total		\$16,023	\$11,597
Service Area / Fund	Previous	FY2023	FY2024	FY2025	FY2026	FY2027	FY2028	Total	
High Priority Projects									
GARVEE	\$14,104	\$0	\$0	\$0	\$0	\$0	\$0	\$14,104	
District Grant Program									
GARVEE	\$1,640	\$0	\$0	\$0	\$0	\$0	\$0	\$1,640	
Specialized State and Federal									
GARVEE	\$280	\$0	\$0	\$0	\$0	\$0	\$0	\$280	
TOTAL	\$16,023	\$0	\$0	\$0	\$0	\$0	\$0	\$16,023	

ROUTE: 9999	PROJECT NAME				PROGRAM/SYSTEM		MPO Area	
UPC: 109817	SAFETY PRESCOPING - LYNCHBURG				Other		Lynchburg	
Street Name:	VARIOUS							
Jurisdiction:	Lynchburg District-wide							
Description:	FROM: VARIOUS TO: VARIOUS							
Scope:	Safety							
Service Area / Fund	Previous	FY2023	FY2024	FY2025	FY2026	FY2027	FY2028	Total
VA Safety Funds								
Federal	\$29	\$236	\$251	\$276	\$0	\$0	\$0	\$791
Specialized State and Federal								
Federal	\$2,965	\$0	\$0	\$0	\$0	\$0	\$0	\$2,965
Match	\$10	\$0	\$0	\$0	\$0	\$0	\$0	\$10
TOTAL	\$3,004	\$236	\$251	\$276	\$0	\$0	\$0	\$3,767

ROUTE: 9999	PROJECT NAME				PROGRAM/SYSTEM		MPO Area	
UPC: 110391	#HB2.FY17 ODDFELL'S RD SEG B2 RECON GARVEE DEBT SERVICE				Urban		Lynchburg	
Jurisdiction:	Lynchburg							
Description:								
Scope:								
Service Area / Fund	Previous	FY2023	FY2024	FY2025	FY2026	FY2027	FY2028	Total
Debt Service								
Federal	\$5,699	\$1,311	\$1,311	\$1,310	\$1,311	\$1,310	\$1,310	\$13,562

ROUTE: 9999	PROJECT NAME				PROGRAM/SYSTEM		MPO Area		
UPC: 110764	#SMART18 - ARNETT BLVD - SIDEWALKS, BIKE LANES, CROSSWALKS				Urban		Danville		
Street Name:	ARNETT BOULEVARD								
Jurisdiction:	Danville								
Description:	FROM: EDEN PLACE TO: GUILFORD STREET (0.4100 MI)								
Scope:	Facilities for Pedestrians and Bicycles								
						Start (CY)	Budget	Expenditure	
						PE	2019	\$5	\$7
						RW	2021	\$33	\$0
						CN	2022	\$462	\$0
						Total		\$501	\$7
Service Area / Fund	Previous	FY2023	FY2024	FY2025	FY2026	FY2027	FY2028	Total	
District Grant Program									
State	\$501	\$0	\$0	\$0	\$0	\$0	\$0	\$501	

ROUTE: 9999		PROJECT NAME				PROGRAM/SYSTEM		MPO Area	
UPC:	113272	#REVSH19 - FLORIDA AVENUE - CONSTRUCT SIDEWALK				Urban		Lynchburg	
Street Name:	FLORIDA AVENUE					Start (CY)	Budget	Expenditure	
Jurisdiction:	Lynchburg					PE	2019	\$1,100	\$132
Description:	FROM: GREENFIELD DRIVE TO: 0.110 MILE NORTH OF HUDSON STREET (0.7500 MI)					RW	2021	\$2,700	\$0
Scope:	Facilities for Pedestrians and Bicycles					CN	2022	\$6,050	\$0
						Total		\$9,850	\$132
Service Area / Fund	Previous	FY2023	FY2024	FY2025	FY2026	FY2027	FY2028	Total	
Revenue Sharing									
State	\$99	\$1,094	\$1,057	\$0	\$0	\$0	\$0	\$2,250	
Local	\$99	\$1,094	\$1,057	\$0	\$0	\$0	\$0	\$2,250	
Other Funds									
Other	\$5,350	\$0	\$0	\$0	\$0	\$0	\$0	\$5,350	
TOTAL	\$5,549	\$2,188	\$2,114	\$0	\$0	\$0	\$0	\$9,850	

ROUTE: 9999		PROJECT NAME				PROGRAM/SYSTEM		MPO Area	
UPC:	113288	#REVSH20 - AUDUBON DRIVE - PEDESTRIAN IMPROVEMENTS				Urban		Danville	
Street Name:	AUDUBON DRIVE					Start (CY)	Budget	Expenditure	
Jurisdiction:	Danville					PE	2019	\$112	\$43
Description:	FROM: BUS 58 (RIVERSIDE DRIVE) TO: APOLLO AVENUE (0.2000 MI)					RW	2021	\$40	\$0
Scope:	Facilities for Pedestrians and Bicycles					CN	2022	\$879	\$0
						Total		\$1,032	\$43
Service Area / Fund	Previous	FY2023	FY2024	FY2025	FY2026	FY2027	FY2028	Total	
Revenue Sharing									
State	\$190	\$81	\$0	\$0	\$0	\$0	\$0	\$271	
Local	\$190	\$81	\$0	\$0	\$0	\$0	\$0	\$271	
Other Funds									
Other	\$490	\$0	\$0	\$0	\$0	\$0	\$0	\$490	
TOTAL	\$870	\$162	\$0	\$0	\$0	\$0	\$0	\$1,032	

ROUTE: 9999		PROJECT NAME				PROGRAM/SYSTEM		MPO Area	
UPC:	114063	NATIONWIDE DRIVE - PEDESTRIAN IMPROVEMENTS				Urban		Lynchburg	
Street Name:	NATIONWIDE DRIVE					Start (CY)	Budget	Expenditure	
Jurisdiction:	Lynchburg					PE	2021	\$117	\$1
Description:	FROM: RTE 6073 (MCCONVILLE RD) TO: CENTRA HEALTH PROPERTY (0.2700 MI)					RW	2024	\$0	\$0
Scope:	Safety					CN	2025	\$581	\$0
						Total		\$699	\$1
Service Area / Fund	Previous	FY2023	FY2024	FY2025	FY2026	FY2027	FY2028	Total	
VA Safety Funds									
Federal	\$151	\$195	\$0	\$290	\$0	\$0	\$0	\$635	
Specialized State and Federal									
Federal	\$50	\$0	\$0	\$0	\$0	\$0	\$0	\$50	
Other Funds									
Other	\$13	\$0	\$0	\$0	\$0	\$0	\$0	\$13	
TOTAL	\$214	\$195	\$0	\$290	\$0	\$0	\$0	\$699	

ROUTE: 9999	PROJECT NAME				PROGRAM/SYSTEM		MPO Area		
UPC: 114097	#HSIP20 - DISTRICTWIDE - HIGH FRICTION SURFACE TREATMENT				Primary		NonMPO		
Street Name:	VARIOUS						Start (CY)	Budget	Expenditure
Jurisdiction:	Lynchburg District-wide				PE				
Description:	FROM: VARIOUS TO: VARIOUS				RW				
Scope:	Safety				CN		2023	\$2,148	\$0
							Total	\$2,148	\$0
Service Area / Fund	Previous	FY2023	FY2024	FY2025	FY2026	FY2027	FY2028	Total	
VA Safety Funds									
Federal	\$0	\$1,947	\$201	\$0	\$0	\$0	\$0	\$2,148	

ROUTE: 9999	PROJECT NAME				PROGRAM/SYSTEM		MPO Area		
UPC: 115031	CHAPEL LANE - INSTALL FLASHING LIGHTS & GATES				Rail		Lynchburg		
Street Name:	CHAPEL LANE						Start (CY)	Budget	Expenditure
Jurisdiction:	Lynchburg				PE		2023	\$50	\$0
Description:	FROM: OLD FOREST RD TO: 0.220 MILE NORTH OF OLD FOREST ROAD (0.2200 MI)				RW				
Scope:	Rail/Highway Crossing				CN		2024	\$400	\$0
							Total	\$450	\$0
Service Area / Fund	Previous	FY2023	FY2024	FY2025	FY2026	FY2027	FY2028	Total	
Specialized State and Federal									
Federal	\$0	\$450	\$0	\$0	\$0	\$0	\$0	\$450	

ROUTE: 9999	PROJECT NAME				PROGRAM/SYSTEM		MPO Area		
UPC: 115489	#SMART20 RIVERMONT AND BEDFORD AVE INTERSECTION IMPROVEMENT				Urban		Lynchburg		
Street Name:	RIVERMONT AVENUE						Start (CY)	Budget	Expenditure
Jurisdiction:	Lynchburg				PE		2020	\$80	\$71
Description:	FROM: 0.047 MILE SOUTH OF BEDFORD AVENUE TO: 0.047 MILE NORTH OF BEDFORD AVENUE (0.0950 MI)				RW		2022	\$10	\$0
Scope:	Safety				CN		2022	\$395	\$0
							Total	\$485	\$71
Service Area / Fund	Previous	FY2023	FY2024	FY2025	FY2026	FY2027	FY2028	Total	
District Grant Program									
State	\$485	\$0	\$0	\$0	\$0	\$0	\$0	\$485	

ROUTE: 9999	PROJECT NAME				PROGRAM/SYSTEM		MPO Area		
UPC: 117085	#REVSH21 BREEZEWOOD DRIVE - RECONSTRUCTION				Urban		Lynchburg		
Street Name:	BREEZEWOOD DRIVE						Start (CY)	Budget	Expenditure
Jurisdiction:	Lynchburg				PE		2025	\$1,226	\$0
Description:	FROM: LYNCHBURG EXPRESSWAY TO: CUL-DE-SAC (0.5700 MI)				RW		2027	\$213	\$0
Scope:	Reconstruction w/o Added Capacity				CN		2028	\$6,606	\$0
							Total	\$8,045	\$0
Service Area / Fund	Previous	FY2023	FY2024	FY2025	FY2026	FY2027	FY2028	Total	
Revenue Sharing									
State	\$65	\$1,000	\$1,260	\$1,189	\$509	\$0	\$0	\$4,023	
Local	\$65	\$1,000	\$1,260	\$1,189	\$509	\$0	\$0	\$4,023	
TOTAL	\$130	\$2,000	\$2,520	\$2,377	\$1,018	\$0	\$0	\$8,045	

ROUTE: 9999	PROJECT NAME				PROGRAM/SYSTEM		MPO Area			
UPC: 117087	#REVSH21 WARDS FERRY - CONSTRUCT TURN LANES AT ATLANTA AVE				Urban		Lynchburg			
Street Name:	WARDS FERRY ROAD						Start (CY)	Budget	Expenditure	
Jurisdiction:	Lynchburg						PE	2025	\$387	\$0
Description:	FROM: 0.060 MILE SOUTH OF ATLANTA AVE TO: 0.060 MILE NORTH OF ATLANTA AVE (0.1200 MI)						RW	2027	\$197	\$0
Scope:	Safety						CN	2028	\$1,574	\$0
							Total		\$2,158	\$0
Service Area / Fund	Previous	FY2023	FY2024	FY2025	FY2026	FY2027	FY2028	Total		
Revenue Sharing										
State	\$162	\$508	\$0	\$409	\$0	\$0	\$0	\$1,079		
Local	\$162	\$508	\$0	\$409	\$0	\$0	\$0	\$1,079		
TOTAL	\$324	\$1,016	\$0	\$818	\$0	\$0	\$0	\$2,158		

ROUTE: 9999	PROJECT NAME				PROGRAM/SYSTEM		MPO Area			
UPC: 117089	#REVSH21 LINK ROAD INTERSECTION IMPROVEMENTS AT RTE 501				Urban		Lynchburg			
Street Name:	LINK ROAD						Start (CY)	Budget	Expenditure	
Jurisdiction:	Lynchburg						PE	2025	\$444	\$0
Description:	FROM: RTE 501 TO: 0.050 MILE EAST OF RTE 501 (0.1500 MI)						RW	2027	\$162	\$0
Scope:	Safety						CN	2028	\$1,879	\$0
							Total		\$2,486	\$0
Service Area / Fund	Previous	FY2023	FY2024	FY2025	FY2026	FY2027	FY2028	Total		
Revenue Sharing										
State	\$186	\$602	\$0	\$454	\$0	\$0	\$0	\$1,243		
Local	\$186	\$602	\$0	\$454	\$0	\$0	\$0	\$1,243		
TOTAL	\$373	\$1,205	\$0	\$909	\$0	\$0	\$0	\$2,486		

ROUTE: 9999	PROJECT NAME				PROGRAM/SYSTEM		MPO Area			
UPC: 117095	#REVSH21 MERRITT HILLS SUBDIVISION - DRAINAGE IMPROVEMENTS				Urban		NonMPO			
Street Name:	VARIOUS						Start (CY)	Budget	Expenditure	
Jurisdiction:	South Boston						PE	2026	\$51	\$0
Description:	FROM: VARIOUS TO: VARIOUS						RW	2028	\$49	\$0
Scope:	Reconstruction w/o Added Capacity						CN	2029	\$809	\$0
							Total		\$910	\$0
Service Area / Fund	Previous	FY2023	FY2024	FY2025	FY2026	FY2027	FY2028	Total		
Revenue Sharing										
State	\$25	\$0	\$429	\$0	\$0	\$0	\$0	\$455		
Local	\$25	\$0	\$429	\$0	\$0	\$0	\$0	\$455		
TOTAL	\$51	\$0	\$859	\$0	\$0	\$0	\$0	\$910		

ROUTE: 9999		PROJECT NAME				PROGRAM/SYSTEM		MPO Area		
UPC:	118904	#SGR22VP PM3F22 PITTSYLVANIA COUNTY PLANT MIX (P)				Primary		Danville		
Street Name:	VARIOUS					Start (CY)		Budget	Expenditure	
Jurisdiction:	Pittsylvania County					PE				
Description:	FROM: VARIOUS TO: VARIOUS					RW				
Scope:	Restoration and Rehabilitation					CN		2021	\$3,195	\$15
						Total		\$3,195	\$15	
Service Area / Fund	Previous	FY2023	FY2024	FY2025	FY2026	FY2027	FY2028	Total		
State of Good Repair										
Federal	\$2,874	\$0	\$0	\$0	\$0	\$0	\$0	\$2,874		
State	\$181	\$143	\$0	\$0	\$0	\$0	\$0	\$324		
TOTAL	\$3,055	\$143	\$0	\$0	\$0	\$0	\$0	\$3,198		

ROUTE: 9999		PROJECT NAME				PROGRAM/SYSTEM		MPO Area		
UPC:	119408	#ITTF22 HIGH-WATER MONITORING SYSTEM - LYNCHBURG				Interstate		Lynchburg		
Jurisdiction:	Lynchburg District-wide					Start (CY)		Budget	Expenditure	
Description:	FROM: Various TO: Various					PE		2022	\$555	\$0
Scope:	Safety					RW				
						CN		2025	\$0	\$0
						Total		\$555	\$0	
Service Area / Fund	Previous	FY2023	FY2024	FY2025	FY2026	FY2027	FY2028	Total		
High Priority Projects										
ITTF	\$405	\$0	\$0	\$0	\$0	\$0	\$0	\$405		
Legacy CN Formula										
State	\$150	\$0	\$0	\$0	\$0	\$0	\$0	\$150		
TOTAL	\$555	\$0	\$0	\$0	\$0	\$0	\$0	\$555		

ROUTE: 9999		PROJECT NAME				PROGRAM/SYSTEM		MPO Area		
UPC:	119588	DISTRICTWIDE - UNSIGNALIZED INTERSECTIONS				Primary		Lynchburg		
Street Name:	VARIOUS					Start (CY)		Budget	Expenditure	
Jurisdiction:	Lynchburg District-wide					PE		2022	\$50	\$14
Description:	FROM: VARIOUS TO: VARIOUS					RW				
Scope:	Safety					CN		2024	\$2,050	\$0
						Total		\$2,100	\$14	
Service Area / Fund	Previous	FY2023	FY2024	FY2025	FY2026	FY2027	FY2028	Total		
VA Safety Funds										
Federal	\$2,026	\$74	\$0	\$0	\$0	\$0	\$0	\$2,100		

ROUTE: 9999		PROJECT NAME				PROGRAM/SYSTEM		MPO Area	
UPC:	119672	DISTRICTWIDE - PEDESTRIAN CROSSINGS				Primary		Lynchburg	
Street Name:	VARIOUS					Start (CY)		Budget	Expenditure
Jurisdiction:	Lynchburg District-wide					PE	2022	\$50	\$4
Description:	FROM: VARIOUS TO: VARIOUS					RW			
Scope:	Safety					CN	2024	\$350	\$0
						Total		\$400	\$4
Service Area / Fund	Previous	FY2023	FY2024	FY2025	FY2026	FY2027	FY2028	Total	
VA Safety Funds									
Federal	\$0	\$58	\$209	\$0	\$0	\$0	\$0	\$267	
State	\$0	\$53	\$0	\$0	\$0	\$0	\$0	\$53	
Specialized State and Federal									
Federal	\$80	\$0	\$0	\$0	\$0	\$0	\$0	\$80	
TOTAL	\$80	\$111	\$209	\$0	\$0	\$0	\$0	\$400	

ROUTE: 9999		PROJECT NAME				PROGRAM/SYSTEM		MPO Area	
UPC:	120764	DISTRICTWIDE - CENTERLINE RUMBLES PRIMARIES				Primary		Lynchburg	
Street Name:	VARIOUS					Start (CY)		Budget	Expenditure
Jurisdiction:	Lynchburg District-wide					PE			
Description:	FROM: VARIOUS TO: VARIOUS					RW			
Scope:	Safety					CN	2022	\$1,119	\$0
						Total		\$1,119	\$0
Service Area / Fund	Previous	FY2023	FY2024	FY2025	FY2026	FY2027	FY2028	Total	
VA Safety Funds									
Federal	\$0	\$57	\$57	\$57	\$0	\$0	\$0	\$172	
Specialized State and Federal									
Federal	\$947	\$0	\$0	\$0	\$0	\$0	\$0	\$947	
TOTAL	\$947	\$57	\$57	\$57	\$0	\$0	\$0	\$1,119	

ROUTE: 9999		PROJECT NAME				PROGRAM/SYSTEM		MPO Area	
UPC:	120798	#HSIP19 - DISTRICTWIDE - EDGE RUMBLES PRIMARIES				Primary		Lynchburg	
Street Name:	VARIOUS					Start (CY)		Budget	Expenditure
Jurisdiction:	Lynchburg District-wide					PE			
Description:	FROM: VARIOUS TO: VARIOUS					RW			
Scope:	Safety					CN	2022	\$6,040	\$0
						Total		\$6,040	\$0
Service Area / Fund	Previous	FY2023	FY2024	FY2025	FY2026	FY2027	FY2028	Total	
VA Safety Funds									
Federal	\$0	\$877	\$228	\$0	\$0	\$1,281	\$0	\$2,386	
Specialized State and Federal									
Federal	\$3,654	\$0	\$0	\$0	\$0	\$0	\$0	\$3,654	
TOTAL	\$3,654	\$877	\$228	\$0	\$0	\$1,281	\$0	\$6,040	

ROUTE: 9999	PROJECT NAME (NEW)				PROGRAM/SYSTEM		MPO Area	
UPC: 121004	#REVSH23 - SMOKEY HOLLOW ROAD - RURAL ADDITION				Secondary		NonMPO	
Jurisdiction: Campbell County					Start (CY)		Budget	Expenditure
Description: FROM: HOLIDAY LANE TO: CUL-DE-SAC					PE		\$0	\$0
Scope: New Construction Roadway					RW		\$0	\$0
					CN	2027	\$250	\$0
					Total		\$250	\$0
Service Area / Fund	Previous	FY2023	FY2024	FY2025	FY2026	FY2027	FY2028	Total
Revenue Sharing								
State	\$0	\$0	\$0	\$125	\$0	\$0	\$0	\$125
Local	\$0	\$0	\$0	\$125	\$0	\$0	\$0	\$125
TOTAL	\$0	\$0	\$0	\$250	\$0	\$0	\$0	\$250

ROUTE: 9999	PROJECT NAME (NEW)				PROGRAM/SYSTEM		MPO Area	
UPC: 121005	#REVSH - MELODY LANE - RURAL ADDITION				Secondary		NonMPO	
Jurisdiction: Campbell County					Start (CY)		Budget	Expenditure
Description: FROM: SMOKEY HOLLOW ROAD TO: CUL-DE-SAC					PE		\$0	\$0
Scope: New Construction Roadway					RW		\$0	\$0
					CN	2027	\$111	\$0
					Total		\$111	\$0
Service Area / Fund	Previous	FY2023	FY2024	FY2025	FY2026	FY2027	FY2028	Total
Revenue Sharing								
State	\$0	\$0	\$0	\$56	\$0	\$0	\$0	\$56
Local	\$0	\$0	\$0	\$56	\$0	\$0	\$0	\$56
TOTAL	\$0	\$0	\$0	\$111	\$0	\$0	\$0	\$111

ROUTE: 9999	PROJECT NAME (NEW)				PROGRAM/SYSTEM		MPO Area	
UPC: 121043	#TAP23 MILLRACE DR PEDESTRIAN IMPROVEMENTS				Enhancement		NonMPO	
Street Name: MILLRACE DR					Start (CY)		Budget	Expenditure
Jurisdiction: Lynchburg					PE	2023	\$178	\$0
Description: FROM: GRAVES MILL ROAD TO: CUL-DE-SAC (0.5680 MI)					RW	2025	\$89	\$0
Scope: Facilities for Pedestrians and Bicycles					CN	2026	\$551	\$0
					Total		\$817	\$0
Service Area / Fund	Previous	FY2023	FY2024	FY2025	FY2026	FY2027	FY2028	Total
Specialized State and Federal								
Federal	\$355	\$299	\$0	\$0	\$0	\$0	\$0	\$654
Other Funds								
Other	\$89	\$75	\$0	\$0	\$0	\$0	\$0	\$163
TOTAL	\$444	\$374	\$0	\$0	\$0	\$0	\$0	\$817

ROUTE: 9999		PROJECT NAME (NEW)				PROGRAM/SYSTEM		MPO Area		
UPC:	121044	#TAP23 PHASE I - FARMVILLE RIVERWALK TRAIL				Enhancement		NonMPO		
Jurisdiction:	Farmville							Start (CY)	Budget	Expenditure
Description:	FROM: NORTH MAIN STREET TO: APPOMATTOX RIVER					PE	2023	\$198	\$0	
Scope:	Facilities for Pedestrians and Bicycles					RW	2025	\$123	\$0	
						CN	2026	\$753	\$0	
						Total		\$1,075	\$0	
Service Area / Fund	Previous	FY2023	FY2024	FY2025	FY2026	FY2027	FY2028	Total		
Specialized State and Federal										
Federal	\$0	\$860	\$0	\$0	\$0	\$0	\$0	\$860		
Other Funds										
Other	\$0	\$215	\$0	\$0	\$0	\$0	\$0	\$215		
TOTAL	\$0	\$1,075	\$0	\$0	\$0	\$0	\$0	\$1,075		

ROUTE: 9999		PROJECT NAME (NEW)				PROGRAM/SYSTEM		MPO Area		
UPC:	121612	#TAP23 PHASE I - HISTORIC GLADSTONE DEPOT RESTORATION - RELO				Enhancement		NonMPO		
Street Name:	DEPOT RELOCATION							Start (CY)	Budget	Expenditure
Jurisdiction:	Nelson County					PE	2023	\$384	\$0	
Description:	FROM: DEPOT RELOCATION TO: DEPOT RELOCATION					RW				
Scope:	Historic Preservation					CN	2025	\$350	\$0	
						Total		\$734	\$0	
Service Area / Fund	Previous	FY2023	FY2024	FY2025	FY2026	FY2027	FY2028	Total		
Specialized State and Federal										
Federal	\$0	\$587	\$0	\$0	\$0	\$0	\$0	\$587		
Other Funds										
Other	\$0	\$147	\$0	\$0	\$0	\$0	\$0	\$147		
TOTAL	\$0	\$734	\$0	\$0	\$0	\$0	\$0	\$734		

ROUTE: 9999		PROJECT NAME (NEW)				PROGRAM/SYSTEM		MPO Area		
UPC:	121704	#SGR23VP PM3E23 HALIFAX COUNTY PLANT MIX (P)				Primary		NonMPO		
Street Name:	VARIOUS							Start (CY)	Budget	Expenditure
Jurisdiction:	Halifax County					PE				
Description:	FROM: VARIOUS TO: VARIOUS					RW				
Scope:	Resurfacing					CN	2022	\$4,038	\$0	
						Total		\$4,038	\$0	
Service Area / Fund	Previous	FY2023	FY2024	FY2025	FY2026	FY2027	FY2028	Total		
State of Good Repair										
Federal	\$0	\$2,000	\$0	\$0	\$0	\$0	\$0	\$2,000		
State	\$0	\$2,038	\$0	\$0	\$0	\$0	\$0	\$2,038		
TOTAL	\$0	\$4,038	\$0	\$0	\$0	\$0	\$0	\$4,038		

ROUTE: 9999		PROJECT NAME (NEW)				PROGRAM/SYSTEM		MPO Area		
UPC:	121775	#ITTF23 ATSPM OPERATIONS EVALUATION				Primary		Lynchburg		
Street Name:	VARIOUS							Start (CY)	Budget	Expenditure
Jurisdiction:	Lynchburg District-wide					PE		\$100	\$0	
Description:	FROM: VARIOUS TO: VARIOUS					RW				
Scope:	Safety					CN		\$1,100	\$0	
						Total		\$1,200	\$0	
Service Area / Fund	Previous	FY2023	FY2024	FY2025	FY2026	FY2027	FY2028	Total		
High Priority Projects										
ITTF	\$0	\$600	\$600	\$0	\$0	\$0	\$0	\$1,200		

ROUTE: 9999	PROJECT NAME		PROGRAM/SYSTEM				MPO Area	
UPC: 999993	LYNCHBURG SSYP		SECONDARY					
Jurisdiction:								
Description: Funding on SSYP projects not included in the report.								
Scope:								
Service Area / Fund	Previous	FY2023	FY2024	FY2025	FY2026	FY2027	FY2028	Total
District Grant Program								
Unpaved	\$0	\$3,782	\$4,065	\$4,065	\$4,067	\$4,067	\$4,067	\$24,113
Specialized State and Federal								
State	\$0	\$738	\$738	\$738	\$738	\$738	\$738	\$4,427
TOTAL	\$0	\$4,519	\$4,803	\$4,803	\$4,805	\$4,805	\$4,805	\$28,541

NORTHERN VIRGINIA DISTRICT

2023 - 2028

FINAL

This Page Is Intentionally Left Blank

Funding Allocation Summary NORTHERN VIRGINIA DISTRICT

Service Area / Fund Source	FY2023	FY2024	FY2025	FY2026	FY2027	FY2028	Total
High Priority Projects							
Federal	\$26,003	\$55,459	\$39,357	\$44,460	\$44,235	\$0	\$209,514
ITTF	3,000	944	0	0	0	0	3,944
State	77,816	17,593	38,520	14,361	7,016	0	155,307
High Priority Projects Total	\$106,819	\$73,996	\$77,877	\$58,821	\$51,251	\$0	\$368,764
District Grant Program							
Federal	\$13,044	\$7,539	\$4,104	\$40,167	\$33,478	\$50,000	\$148,332
State	36,840	39,848	47,510	11,129	17,052	596	152,974
Unpaved	1,647	1,724	1,724	1,863	1,863	1,863	10,682
District Grant Program Total	\$51,531	\$49,110	\$53,338	\$53,159	\$52,392	\$52,459	\$311,989
State of Good Repair							
Federal	\$9,824	\$9,481	\$12,152	\$12,895	\$27,970	\$13,196	\$85,518
State	22,635	24,614	24,878	23,842	8,236	23,056	127,262
State of Good Repair Total	\$32,459	\$34,095	\$37,030	\$36,737	\$36,207	\$36,253	\$212,779
Interstate Corridor Funds							
Federal	\$14,208	\$16,959	\$18,245	\$22,278	\$25,347	\$0	\$97,037
State	11,847	3,117	3,712	5,483	292	0	24,451
Interstate Corridor Funds Total	\$26,055	\$20,076	\$21,957	\$27,760	\$25,639	\$0	\$121,487
Special Structures							
State	\$5,500	\$4,000	\$5,500	\$5,273	\$0	\$0	\$20,272
Special Structures Total	\$5,500	\$4,000	\$5,500	\$5,273	\$0	\$0	\$20,272
VA Safety Funds							
Federal	\$2,973	\$4,960	\$245	\$0	\$0	\$0	\$8,178
State	6,754	0	0	0	0	0	6,754
VA Safety Funds Total	\$9,727	\$4,960	\$245	\$0	\$0	\$0	\$14,932
Specialized State and Federal							
Federal	\$28,231	\$34,001	\$26,705	\$7,954	\$0	\$0	\$96,891
Match	1,257	2,984	1,834	700	0	0	6,774
MPO CMAQ	10,681	12,913	7,459	10,642	10,591	13,318	65,604
MPO RSTP	53,995	59,767	60,763	62,337	62,233	62,850	361,945
MPO TAP	3,107	2,473	0	0	0	0	5,580
State	32,730	32,621	0	0	0	0	65,350
Specialized State and Federal Total	\$130,001	\$144,758	\$96,761	\$81,633	\$72,823	\$76,169	\$602,144
Revenue Sharing							
Local	\$41,281	\$54,082	\$26,167	\$27,374	\$0	\$0	\$148,904
State	63,081	73,329	26,167	27,374	0	0	189,952
Revenue Sharing Total	\$104,362	\$127,411	\$52,334	\$54,749	\$0	\$0	\$338,855

Funding Allocation Summary NORTHERN VIRGINIA DISTRICT

Service Area / Fund Source	FY2023	FY2024	FY2025	FY2026	FY2027	FY2028	Total
Research & Planning							
State	\$450	\$0	\$0	\$0	\$0	\$0	\$450
Research & Planning Total	\$450	\$0	\$0	\$0	\$0	\$0	\$450
Earmarks							
Federal	\$6,360	\$0	\$0	\$0	\$0	\$0	\$6,360
Earmarks Total	\$6,360	\$0	\$0	\$0	\$0	\$0	\$6,360
Debt Service							
Federal	\$21,508	\$24,759	\$26,562	\$26,570	\$26,564	\$26,567	\$152,531
Debt Service Total	\$21,508	\$24,759	\$26,562	\$26,570	\$26,564	\$26,567	\$152,531
Other Funds							
NVTA	\$113,471	\$81,635	\$367,797	\$0	\$0	\$0	\$562,903
Other	263,554	124,661	74,444	15,761	158,525	0	636,945
Other Funds Total	\$377,024	\$206,296	\$442,241	\$15,761	\$158,525	\$0	\$1,199,847
District Total	\$871,796	\$689,461	\$813,845	\$360,462	\$423,400	\$191,447	\$3,350,411

ROUTE: 0001	PROJECT NAME		PROGRAM/SYSTEM				MPO Area	
UPC: 81517	RTE 1 - IMPROVEMENTS TO MAIN STREET		Urban				Northern Virginia	
REPORT NOTE: Urban Construction Initiative Project - Matching funds included in quarterly payment. Locally Administered. Balance to be addressed at CN completion.								
Street Name:	MAIN STREET				Start (CY)	Budget	Expenditure	
Jurisdiction:	Dumfries		PE	2007		\$446	\$407	
Description:	FROM: 0.112 Mi. S. Int. Route 1/Route 1085 TO: 0.129 Mi. N. Int. Route 1/Route 1085 (0.2507 MI)		RW	2014		\$229	\$229	
Scope:	Reconstruction w/o Added Capacity		CN	2021		\$1,050	\$0	
			Total			\$1,726	\$636	
Service Area / Fund	Previous	FY2023	FY2024	FY2025	FY2026	FY2027	FY2028	Total
Specialized State and Federal								
Federal	\$519	\$0	\$0	\$0	\$0	\$0	\$0	\$519
Match	\$1	\$0	\$0	\$0	\$0	\$0	\$0	\$1
MPO RSTP	\$476	\$0	\$0	\$0	\$0	\$0	\$0	\$476
Legacy CN Formula								
Federal	\$257	\$0	\$0	\$0	\$0	\$0	\$0	\$257
Revenue Sharing								
State	\$405	\$674	\$0	\$0	\$0	\$0	\$0	\$1,080
Local	\$405	\$674	\$0	\$0	\$0	\$0	\$0	\$1,080
Other Funds								
Other	\$736	\$0	\$0	\$0	\$0	\$0	\$0	\$736
TOTAL	\$2,800	\$1,349	\$0	\$0	\$0	\$0	\$0	\$4,149

ROUTE: 0001	PROJECT NAME		PROGRAM/SYSTEM				MPO Area	
UPC: 100420	Bicycle Sharing Initiative		Urban				Northern Virginia	
Street Name:	Citywide							
Jurisdiction:	Alexandria							
Description:	FROM: Del Ray TO: OldTown							
Scope:	Facilities for Pedestrians and Bicycles							
Service Area / Fund	Previous	FY2023	FY2024	FY2025	FY2026	FY2027	FY2028	Total
Specialized State and Federal								
Federal	\$280	\$0	\$0	\$0	\$0	\$0	\$0	\$280
Match	\$70	\$0	\$0	\$0	\$0	\$0	\$0	\$70
MPO CMAQ	\$889	\$556	\$609	\$0	\$57	\$0	\$0	\$2,111
MPO RSTP	\$100	\$0	\$0	\$0	\$350	\$0	\$0	\$450
TOTAL	\$1,339	\$556	\$609	\$0	\$407	\$0	\$0	\$2,911

ROUTE: 0001	PROJECT NAME				PROGRAM/SYSTEM		MPO Area		
UPC: 104303	#HB2.FY17 WIDEN ROUTE 1 TO SIX LANES				Primary		Northern Virginia		
Street Name:	JEFFERSON DAVIS HIGHWAY						Start (CY)	Budget	Expenditure
Jurisdiction:	Prince William County				PE	2016	\$4,388	\$433	
Description:	FROM: FEATHERSTONE ROAD TO: MARY'S WAY (1.3360 MI)				RW	2017	\$43,139	\$29	
Scope:	Reconstruction w/ Added Capacity				CN	2020	\$39,493	\$15,251	
					Total		\$87,019	\$15,713	
Service Area / Fund	Previous	FY2023	FY2024	FY2025	FY2026	FY2027	FY2028	Total	
District Grant Program									
Federal	\$11,718	\$0	\$0	\$0	\$0	\$0	\$0	\$11,718	
Specialized State and Federal									
Federal	\$3,377	\$0	\$0	\$0	\$0	\$0	\$0	\$3,377	
Match	\$330	\$0	\$0	\$0	\$0	\$0	\$0	\$330	
MPO RSTP	\$30,144	\$0	\$0	\$0	\$0	\$0	\$0	\$30,144	
Other Funds									
NVTA	\$41,451	\$0	\$0	\$0	\$0	\$0	\$0	\$41,451	
TOTAL	\$87,019	\$0	\$0	\$0	\$0	\$0	\$0	\$87,019	

ROUTE: 0001	PROJECT NAME				PROGRAM/SYSTEM		MPO Area		
UPC: 107187	RICHMOND HIGHWAY CORRIDOR IMPROVEMENTS				Primary		Northern Virginia		
REPORT NOTE: Balance to be provided by Locality.									
Street Name:	RICHMOND HIGHWAY						Start (CY)	Budget	Expenditure
Jurisdiction:	Fairfax County				PE	2015	\$19,000	\$18,917	
Description:	FROM: Jeff Todd Way TO: 0.13 Miles North of Frye Road (1.4500 MI)				RW	2021	\$109,600	\$10,935	
Scope:	Reconstruction w/ Added Capacity				CN	2025	\$103,100	\$0	
					Total		\$231,700	\$29,853	
Service Area / Fund	Previous	FY2023	FY2024	FY2025	FY2026	FY2027	FY2028	Total	
Specialized State and Federal									
Federal	\$2,241	\$0	\$0	\$0	\$0	\$0	\$0	\$2,241	
Match	\$0	\$0	\$0	\$0	\$0	\$0	\$0	\$0	
MPO RSTP	\$17,152	\$0	\$0	\$0	\$0	\$0	\$0	\$17,152	
Revenue Sharing									
State	\$0	\$1,948	\$0	\$0	\$0	\$0	\$0	\$1,948	
Local	\$1,948	\$0	\$0	\$0	\$0	\$0	\$0	\$1,948	
Other Funds									
NVTA	\$102,651	\$7,675	\$7,675	\$92,311	\$0	\$0	\$0	\$210,311	
TOTAL	\$123,992	\$9,623	\$7,675	\$92,311	\$0	\$0	\$0	\$233,600	

ROUTE: 0001		PROJECT NAME				PROGRAM/SYSTEM		MPO Area	
UPC:	115549	#SMART20 - RICHMOND HIGHWAY- BUS RAPID TRANSIT - VDOT O/S				Primary		Northern Virginia	
REPORT NOTE: Balance of funds to be provided by applicant									
Street Name:	Richmond Highway					Start (CY)		Budget	Expenditure
Jurisdiction:	Fairfax County					PE	2019	\$1,910	\$0
Description:	FROM: FORT BELVOIR TO: HUNTINGTON METRORAIL STATION					RW	2023	\$78	\$0
Scope:	Reconstruction w/ Added Capacity					CN	2024	\$728,012	\$0
						Total		\$730,000	\$0
Service Area / Fund	Previous	FY2023	FY2024	FY2025	FY2026	FY2027	FY2028	Total	
High Priority Projects									
State	\$0	\$2,316	\$15,548	\$28,688	\$1,101	\$2,347	\$0	\$50,000	
Specialized State and Federal									
Federal	\$751	\$2,515	\$0	\$0	\$0	\$0	\$0	\$3,266	
Match	\$291	\$629	\$0	\$0	\$0	\$0	\$0	\$920	
MPO CMAQ	\$18,174	\$407	\$2,523	\$0	\$0	\$0	\$0	\$21,104	
MPO RSTP	\$8,588	\$9,577	\$10,041	\$12,903	\$9,676	\$2,771	\$0	\$53,556	
Other Funds									
NVTA	\$87,927	\$40,518	\$60,778	\$60,778	\$0	\$0	\$0	\$250,000	
Other	\$187	\$0	\$0	\$0	\$0	\$0	\$0	\$187	
TOTAL	\$115,919	\$55,963	\$88,889	\$102,369	\$10,776	\$5,118	\$0	\$379,034	

ROUTE: 0001		PROJECT NAME				PROGRAM/SYSTEM		MPO Area	
UPC:	115668	ROUTE 1 METROWAY EXTENSION (ALEXANDRIA)				Primary		Northern Virginia	
REPORT NOTE: Balance provided by other sources									
Street Name:	Richmond Highway					Start (CY)		Budget	Expenditure
Jurisdiction:	Alexandria					PE	2020	\$1,000	\$0
Description:	FROM: E. Glebe Road TO: Evans Lane (0.1400 MI)					RW			
Scope:	Transit					CN	2021	\$4,000	\$0
						Total		\$5,000	\$0
Service Area / Fund	Previous	FY2023	FY2024	FY2025	FY2026	FY2027	FY2028	Total	
Specialized State and Federal									
Federal	\$974	\$1,200	\$800	\$0	\$0	\$0	\$0	\$2,974	
Match	\$0	\$300	\$200	\$0	\$0	\$0	\$0	\$500	
MPO CMAQ	\$244	\$0	\$0	\$0	\$0	\$0	\$0	\$244	
Other Funds									
Other	\$301	\$0	\$0	\$0	\$0	\$0	\$0	\$301	
TOTAL	\$1,518	\$1,500	\$1,000	\$0	\$0	\$0	\$0	\$4,018	

ROUTE: 0001		PROJECT NAME				PROGRAM/SYSTEM		MPO Area	
UPC:	115882	ROUTE 1 MULTIMODAL CORRIDOR IMPROVEMENTS				Urban		Northern Virginia	
REPORT NOTE: Funding commitment is contingent upon reaching agreed upon employment levels.									
Street Name:	Richmond Hwy/Jeff Davis					Start (CY)		Budget	Expenditure
Jurisdiction:	Arlington County					PE	2019	\$16,000	\$2,274
Description:	FROM: 12th Street TO: 23rd Street (0.7000 MI)					RW	2026	\$3,000	\$0
Scope:	Reconstruction w/o Added Capacity					CN	2027	\$161,000	\$0
						Total		\$180,000	\$2,274
Service Area / Fund	Previous	FY2023	FY2024	FY2025	FY2026	FY2027	FY2028	Total	
Specialized State and Federal									
State	\$43,897	\$32,700	\$32,621	\$0	\$0	\$0	\$0	\$109,218	
Bond	\$29,182	\$0	\$0	\$0	\$0	\$0	\$0	\$29,182	
TOTAL	\$73,079	\$32,700	\$32,621	\$0	\$0	\$0	\$0	\$138,400	

ROUTE: 0001	PROJECT NAME				PROGRAM/SYSTEM		MPO Area	
UPC: 119087	#SMART22 - RTE 1 AT E. GLEBE RD INTERSECTION IMPROVEMENTS				Urban		Northern Virginia	
Street Name:	Jefferson Davis Highway				Start (CY)		Budget	Expenditure
Jurisdiction:	Alexandria				PE	2025	\$535	\$0
Description:	FROM: E Glebe btwRte 1 and Clifford Ave TO: E Glebe btwRte 1 and Clifford Ave (0.1200 MI)				RW	2028	\$1,317	\$0
Scope:	Reconstruction w/o Added Capacity				CN	2029	\$1,261	\$0
					Total		\$3,113	\$0
Service Area / Fund	Previous	FY2023	FY2024	FY2025	FY2026	FY2027	FY2028	Total
District Grant Program								
Federal	\$535	\$125	\$482	\$0	\$0	\$0	\$0	\$1,142
State	\$235	\$465	\$370	\$900	\$0	\$0	\$0	\$1,971
TOTAL	\$770	\$590	\$852	\$900	\$0	\$0	\$0	\$3,113

ROUTE: 0001	PROJECT NAME				PROGRAM/SYSTEM		MPO Area	
UPC: 119088	#SMART22 - RTE 1 SOUTH MEDIAN REFUGE ISLAND				Urban		Northern Virginia	
Street Name:	Richmond Highway				Start (CY)		Budget	Expenditure
Jurisdiction:	Alexandria				PE	2022	\$655	\$0
Description:	FROM: South Patrick/Rte1 btwWolfe St TO: South Patrick/Rte1 and Jefferson Street (0.3500 MI)				RW	2024	\$165	\$0
Scope:	Reconstruction w/o Added Capacity				CN	2025	\$3,460	\$0
					Total		\$4,280	\$0
Service Area / Fund	Previous	FY2023	FY2024	FY2025	FY2026	FY2027	FY2028	Total
District Grant Program								
Federal	\$900	\$520	\$1,000	\$419	\$0	\$0	\$0	\$2,839
State	\$0	\$815	\$0	\$627	\$0	\$0	\$0	\$1,442
TOTAL	\$900	\$1,335	\$1,000	\$1,046	\$0	\$0	\$0	\$4,280

ROUTE: 0001	PROJECT NAME				PROGRAM/SYSTEM		MPO Area	
UPC: 119481	#SMART22 - ROUTE 1 (FRALEY BLVD) WIDENING				Primary		Northern Virginia	
Street Name:	Fraley Blvd				Start (CY)		Budget	Expenditure
Jurisdiction:	Dumfries				PE	2022	\$3,958	\$0
Description:	FROM: 0.1 Mi S. of Brady's Hill Road TO: .2 Mi. N. of Dumfries Road (Route 234) (2.1490 MI)				RW	2025	\$56,717	\$0
Scope:	Reconstruction w/ Added Capacity				CN	2027	\$116,361	\$0
					Total		\$177,035	\$0
Service Area / Fund	Previous	FY2023	FY2024	FY2025	FY2026	FY2027	FY2028	Total
High Priority Projects								
Federal	\$0	\$0	\$7,071	\$8,266	\$24,913	\$10,536	\$0	\$50,787
Other Funds								
NVTA	\$3,388	\$44,860	\$0	\$78,000	\$0	\$0	\$0	\$126,248
TOTAL	\$3,388	\$44,860	\$7,071	\$86,266	\$24,913	\$10,536	\$0	\$177,035

ROUTE: 0001	PROJECT NAME				PROGRAM/SYSTEM		MPO Area	
UPC: 120060	VDOT OVERSIGHT - #SMART22 ROUTE 1 (FRALEY BLVD) WIDENING				Primary		Northern Virginia	
Street Name:	FRALEY BLVD							
Jurisdiction:	Dumfries							
Description:	FROM: 0.1 Mi S. of Brady's Hill Road TO: .2 Mi. N. of Dumfries Road (Route 234)							
Scope:								
Service Area / Fund	Previous	FY2023	FY2024	FY2025	FY2026	FY2027	FY2028	Total
Other Funds								
NVTA	\$442	\$0	\$0	\$0	\$0	\$0	\$0	\$442

ROUTE: 0001	PROJECT NAME				PROGRAM/SYSTEM		MPO Area		
UPC: 120520	#I95 CIP DETOUR SIGNAL UPGRADES CITY OF ALEXANDRIA LAP				Primary		Northern Virginia		
Jurisdiction:	Alexandria						Start (CY)	Budget	Expenditure
Description:	FROM: Route 236 (Duke Street) at Route 1 (Patrick Street) TO: Various				PE		2022	\$126	\$0
Scope:	Traffic Management/Engineering				RW				
					CN		2025	\$186	\$0
					Total			\$312	\$0
Service Area / Fund	Previous	FY2023	FY2024	FY2025	FY2026	FY2027	FY2028	Total	
Interstate Corridor Funds									
State	\$47	\$78	\$0	\$187	\$0	\$0	\$0	\$312	

ROUTE: 0001	PROJECT NAME				PROGRAM/SYSTEM		MPO Area		
UPC: 120521	#I95CIP DETOUR RTE 1 SIGNAL UPGRADES FAIRFAX & PR WILLIAM				Primary		Northern Virginia		
Jurisdiction:	Multi-jurisdictional: Northern Virginia MPO						Start (CY)	Budget	Expenditure
Description:	FROM: ROUTE 1 btwNL of Fairfax County TO: ROUTE 1 SL of Prince William County				PE		2022	\$370	\$0
Scope:	Traffic Management/Engineering				RW				
					CN		2024	\$2,099	\$0
					Total			\$2,469	\$0
Service Area / Fund	Previous	FY2023	FY2024	FY2025	FY2026	FY2027	FY2028	Total	
Interstate Corridor Funds									
State	\$370	\$1,049	\$1,049	\$0	\$0	\$0	\$0	\$2,469	

ROUTE: 0001	PROJECT NAME				PROGRAM/SYSTEM		MPO Area		
UPC: 120522	#I95CIP Detour Rt 1 Communication upgrades Fairfax County				Primary		Northern Virginia		
Jurisdiction:	Fairfax County						Start (CY)	Budget	Expenditure
Description:	FROM: ROUTE 1 BTW northern & southern limit of Fairfax County TO: ROUTE 1 BTW northern & southern limit of Fairfax County				PE		2022	\$357	\$0
Scope:	Traffic Management/Engineering				RW				
					CN		2024	\$2,026	\$0
					Total			\$2,383	\$0
Service Area / Fund	Previous	FY2023	FY2024	FY2025	FY2026	FY2027	FY2028	Total	
Interstate Corridor Funds									
State	\$668	\$597	\$675	\$443	\$0	\$0	\$0	\$2,383	

ROUTE: 0001	PROJECT NAME				PROGRAM/SYSTEM		MPO Area		
UPC: 120523	#I95CIP Detour Rt 1 Communication upgrades Prince William Co				Primary		Northern Virginia		
Jurisdiction: Prince William County							Start (CY)	Budget	Expenditure
Description: FROM: ROUTE 1 BTW North and South Limits of PWC TO: ROUTE 1 BTW North and South Limits of PWC					PE	2022	\$557	\$0	
Scope: Traffic Management/Engineering					RW		\$0	\$0	
					CN	2024	\$3,155	\$0	
					Total		\$3,712	\$0	
Service Area / Fund	Previous	FY2023	FY2024	FY2025	FY2026	FY2027	FY2028	Total	
Interstate Corridor Funds									
State	\$557	\$1,150	\$702	\$1,303	\$0	\$0	\$0	\$3,712	

ROUTE: 0001	PROJECT NAME				PROGRAM/SYSTEM		MPO Area		
UPC: 120800	RICHMOND HIGHWAY CORRIDOR IMPROVEMENTS, PH 2				Primary		Northern Virginia		
Street Name: RICHMOND HIGHWAY							Start (CY)	Budget	Expenditure
Jurisdiction: Fairfax County					PE	2022	\$2,100	\$0	
Description: FROM: 0.13 Mi. N. of Frye Road TO: Sherwood Hall Road Rte 626 (1.6200 MI)					RW	2025	\$68,200	\$0	
Scope: Reconstruction w/ Added Capacity					CN	2026	\$113,000	\$0	
					Total		\$183,300	\$0	
Service Area / Fund	Previous	FY2023	FY2024	FY2025	FY2026	FY2027	FY2028	Total	
Specialized State and Federal									
MPO RSTP	\$0	\$10,004	\$9,192	\$12,917	\$22,941	\$20,000	\$20,000	\$95,053	
Revenue Sharing									
State	\$500	\$550	\$7,002	\$0	\$0	\$0	\$0	\$8,052	
Local	\$8,052	\$0	\$0	\$0	\$0	\$0	\$0	\$8,052	
Other Funds									
NVTA	\$0	\$0	\$0	\$28,077	\$0	\$0	\$0	\$28,077	
Other	\$62,814	\$0	\$0	\$0	\$0	\$0	\$0	\$62,814	
TOTAL	\$71,366	\$10,554	\$16,194	\$40,994	\$22,941	\$20,000	\$20,000	\$202,048	

ROUTE: 0007	PROJECT NAME				PROGRAM/SYSTEM		MPO Area		
UPC: T23875	ROUTE 7 IMPROVEMENTS (ROUTE 9 TO THE DULLES GREENWAY)				Primary		Northern Virginia		
REPORT NOTE: Balance to be provided by Locality									
Street Name: ROUTE 7							Start (CY)	Budget	Expenditure
Jurisdiction: Loudoun County					PE	2021	\$3,260	\$0	
Description: FROM: DULLES GREENWAY RTE 15 BYPASS TO: ROUTE 9 PURCELLVILLE					RW	2025	\$2,320	\$0	
Scope: Reconstruction w/ Added Capacity					CN	2026	\$47,195	\$0	
					Total		\$52,775	\$0	
Service Area / Fund	Previous	FY2023	FY2024	FY2025	FY2026	FY2027	FY2028	Total	
Specialized State and Federal									
MPO RSTP	\$0	\$0	\$0	\$0	\$3,019	\$3,773	\$0	\$6,792	

ROUTE: 0007		PROJECT NAME				PROGRAM/SYSTEM		MPO Area	
UPC:	99478	#HB2.FY17 RTE 7 CORRIDOR IMPROVEMENTS - PHASE 1 and PHASE 2				Primary		Northern Virginia	
Street Name:	Leesburg Pike					Start (CY)	Budget	Expenditure	
Jurisdiction:	Fairfax County					PE	2016	\$4,293	\$4,293
Description:	FROM: Reston Avenue TO: Jarrett Valley Drive (6.8100 MI)					RW	2017	\$28,138	\$20,077
Scope:	Reconstruction w/ Added Capacity					CN	2017	\$281,441	\$172,510
						Total		\$313,872	\$196,880
Service Area / Fund	Previous	FY2023	FY2024	FY2025	FY2026	FY2027	FY2028	Total	
High Priority Projects									
Federal	\$596	\$0	\$0	\$0	\$0	\$0	\$0	\$596	
State	\$878	\$0	\$0	\$0	\$0	\$0	\$0	\$878	
GARVEE	\$65,123	\$0	\$0	\$0	\$0	\$0	\$0	\$65,123	
District Grant Program									
Federal/State	\$183	\$0	\$0	\$0	\$0	\$0	\$0	\$183	
Federal	\$7,571	\$8,552	\$0	\$0	\$0	\$0	\$0	\$16,124	
State	\$2,510	\$2,488	\$0	\$0	\$0	\$0	\$0	\$4,998	
GARVEE	\$71,735	\$0	\$0	\$0	\$0	\$0	\$0	\$71,735	
Specialized State and Federal									
Federal	\$19,464	\$0	\$0	\$0	\$0	\$0	\$0	\$19,464	
Match	\$730	\$0	\$0	\$0	\$0	\$0	\$0	\$730	
Bond	\$290	\$0	\$0	\$0	\$0	\$0	\$0	\$290	
MPO RSTP	\$97,937	\$0	\$0	\$0	\$0	\$0	\$0	\$97,937	
Local	\$25,815	\$0	\$0	\$0	\$0	\$0	\$0	\$25,815	
Other Funds									
NVTA	\$10,000	\$0	\$0	\$0	\$0	\$0	\$0	\$10,000	
TOTAL	\$302,831	\$11,041	\$0	\$0	\$0	\$0	\$0	\$313,872	

ROUTE: 0007		PROJECT NAME				PROGRAM/SYSTEM		MPO Area	
UPC:	99712	#SMART18 - KING STREET STATION PEDESTRIAN TUNNEL VRE				Urban		Northern Virginia	
Street Name:	King Street Station					Start (CY)	Budget	Expenditure	
Jurisdiction:	Alexandria					PE	2011	\$2,700	\$2,416
Description:	FROM: Duke Street TO: King Street					RW	2021	\$200	\$0
Scope:	Safety					CN	2022	\$28,975	\$1
						Total		\$31,875	\$2,417
Service Area / Fund	Previous	FY2023	FY2024	FY2025	FY2026	FY2027	FY2028	Total	
High Priority Projects									
Federal	\$6,284	\$0	\$595	\$0	\$0	\$0	\$0	\$6,879	
State	\$6,258	\$6,335	\$0	\$0	\$0	\$0	\$0	\$12,594	
Specialized State and Federal									
Federal	\$10,917	\$0	\$0	\$0	\$0	\$0	\$0	\$10,917	
Match	\$186	\$0	\$0	\$0	\$0	\$0	\$0	\$186	
Other Funds									
NVTA	\$1,300	\$0	\$0	\$0	\$0	\$0	\$0	\$1,300	
TOTAL	\$24,945	\$6,335	\$595	\$0	\$0	\$0	\$0	\$31,875	

ROUTE: 0007	PROJECT NAME				PROGRAM/SYSTEM			MPO Area	
UPC: 100411	PEDESTRIAN, BICYCLE, BRIDGE AND TRAFFIC CALMING IMPROVEMENTS				Urban			Northern Virginia	
Street Name:	Broad Street								
Jurisdiction:	Falls Church								
Description:	FROM: Rte 29 TO: Rte 7								
Scope:	Facilities for Pedestrians and Bicycles								
Service Area / Fund	Previous	FY2023	FY2024	FY2025	FY2026	FY2027	FY2028	Total	
Specialized State and Federal									
MPO RSTP	\$571	\$473	\$644	\$563	\$494	\$478	\$531	\$3,753	

ROUTE: 0007	PROJECT NAME				PROGRAM/SYSTEM			MPO Area	
UPC: 100478	TYSONS CORNER ROADWAY IMPROVEMENTS				Primary			Northern Virginia	
Street Name:	Leesburg Pike								
Jurisdiction:	Fairfax County								
Description:	FROM: Throughout Tysons Corner Area TO: Chainbridge Road								
Scope:	New Construction Roadway								
Service Area / Fund	Previous	FY2023	FY2024	FY2025	FY2026	FY2027	FY2028	Total	
Specialized State and Federal									
MPO RSTP	\$0	\$0	\$502	\$0	\$0	\$0	\$0	\$502	

ROUTE: 0007	PROJECT NAME				PROGRAM/SYSTEM			MPO Area			
UPC: 105584	ROUTE 7/GEORGE WASHINGTON BLVD OVERPASS				Primary			Northern Virginia			
Street Name:	HARRY BIRD HIGHWAY					Start (CY)	Budget	Expenditure			
Jurisdiction:	Loudoun County				PE	2014	\$2,860	\$2,863			
Description:	FROM: 0.270 MI. S. OF INT. RESEARCH PLACE TO: 0.014 MI. N. OF INT. RESEARCH PLACE (0.2840 MI)				RW	2018	\$7,449	\$7,200			
Scope:	Bridge, New Construction				CN	2021	\$18,699	\$3,164			
					Total		\$29,008	\$13,226			
Service Area / Fund	Previous	FY2023	FY2024	FY2025	FY2026	FY2027	FY2028	Total			
Specialized State and Federal											
Federal	\$2,628	\$0	\$0	\$0	\$0	\$0	\$0	\$2,628			
MPO RSTP	\$17,567	\$4,297	\$0	\$0	\$0	\$0	\$0	\$21,864			
Other Funds											
Other	\$8,694	\$0	\$0	\$0	\$0	\$0	\$0	\$8,694			
TOTAL	\$28,889	\$4,297	\$0	\$0	\$0	\$0	\$0	\$33,186			

ROUTE: 0007	PROJECT NAME					PROGRAM/SYSTEM	MPO Area			
UPC: 106573	RTE 7 INTERCHANGE AT BATTLEFIELD PKWY					Primary	Northern Virginia			
REPORT NOTE: Balance to be addressed at CN completion.										
Street Name:	East Market Street						Start (CY)	Budget	Expenditure	
Jurisdiction:	Leesburg					PE	2016	\$4,000	\$4,000	
Description:	FROM: 0.64 Miles West of Battlefield Parkway TO: 0.57 Miles East of Battlefield Parkway (1.2000 MI)					RW		\$7,304	\$5,298	
Scope:	Bridge, New Construction					CN		\$65,984	\$64,030	
						Total		\$77,289	\$73,328	
Service Area / Fund	Previous	FY2023	FY2024	FY2025	FY2026	FY2027	FY2028	Total		
Specialized State and Federal										
MPO RSTP	\$12,258	\$1,911	\$0	\$0	\$0	\$0	\$0	\$0	\$14,169	
Revenue Sharing										
State	\$2,084	\$2,916	\$0	\$0	\$0	\$0	\$0	\$0	\$5,000	
Other Funds										
NVTAs	\$68,000	\$0	\$0	\$0	\$0	\$0	\$0	\$0	\$68,000	
TOTAL	\$82,342	\$4,828	\$0	\$0	\$0	\$0	\$0	\$0	\$87,169	

ROUTE: 0007	PROJECT NAME					PROGRAM/SYSTEM	MPO Area			
UPC: 110332	#HB2.FY17 BROAD STREET PEDESTRIAN CROSSINGS					Urban	Northern Virginia			
Street Name:	BROAD STREET						Start (CY)	Budget	Expenditure	
Jurisdiction:	Falls Church					PE	2017	\$230	\$219	
Description:	FROM: West Broad St. and N. Oak St. Intersection TO: East Broad St. and Buxton Rd. Intersection (0.1801 MI)					RW	2020	\$239	\$166	
Scope:	Facilities for Pedestrians and Bicycles					CN	2022	\$752	\$0	
						Total		\$1,221	\$386	
Service Area / Fund	Previous	FY2023	FY2024	FY2025	FY2026	FY2027	FY2028	Total		
District Grant Program										
Federal	\$427	\$0	\$0	\$0	\$0	\$0	\$0	\$0	\$427	
State	\$338	\$235	\$0	\$0	\$0	\$0	\$0	\$0	\$573	
Specialized State and Federal										
MPO RSTP	\$134	\$0	\$0	\$0	\$0	\$0	\$0	\$0	\$134	
Other Funds										
Other	\$87	\$0	\$0	\$0	\$0	\$0	\$0	\$0	\$87	
TOTAL	\$986	\$235	\$0	\$0	\$0	\$0	\$0	\$0	\$1,221	

ROUTE: 0007	PROJECT NAME					PROGRAM/SYSTEM	MPO Area		
UPC: 110377	#HB2.FY17 RTE 7 CORR IMPVEMENT PH 1&2 GARVEE DEBT SERVICE					Primary	Northern Virginia		
Jurisdiction:	Fairfax County								
Description:									
Scope:									
Service Area / Fund	Previous	FY2023	FY2024	FY2025	FY2026	FY2027	FY2028	Total	
Debt Service									
Federal	\$24,768	\$7,027	\$8,807	\$10,558	\$10,563	\$10,559	\$10,563	\$82,845	

ROUTE: 0007		PROJECT NAME				PROGRAM/SYSTEM		MPO Area	
UPC:	111483	#SMART18 - BROAD STREET MULTIMODAL IMPROVEMENTS				Primary		Northern Virginia	
REPORT NOTE: Balance to be provided by applicant.									
Street Name:	Broad Street					Start (CY)	Budget	Expenditure	
Jurisdiction:	Falls Church					PE	2018	\$550	\$325
Description:	FROM: North West Street TO: North Virginia Avenue (0.5900 MI)					RW	2022	\$892	\$0
Scope:	Reconstruction w/o Added Capacity					CN	2024	\$2,519	\$0
						Total		\$3,961	\$325
Service Area / Fund	Previous	FY2023	FY2024	FY2025	FY2026	FY2027	FY2028	Total	
District Grant Program									
Federal	\$1,442	\$262	\$0	\$0	\$0	\$0	\$0	\$0	\$1,704
State	\$730	\$566	\$0	\$0	\$0	\$0	\$0	\$0	\$1,296
TOTAL	\$2,172	\$828	\$0	\$0	\$0	\$0	\$0	\$0	\$3,000

ROUTE: 0007		PROJECT NAME				PROGRAM/SYSTEM		MPO Area	
UPC:	111664	#SMART18 - ROUTE 7/ROUTE 287 INTERCHANGE				Primary		Northern Virginia	
REPORT NOTE: Balance to be provided by applicant.									
Street Name:	Route 7					Start (CY)	Budget	Expenditure	
Jurisdiction:	Loudoun County					PE	2018	\$2,000	\$1,473
Description:	FROM: Route 7 TO: Route 287 (0.1900 MI)					RW			
Scope:	Reconstruction w/ Added Capacity					CN	2025	\$11,094	\$0
						Total		\$13,349	\$1,473
Service Area / Fund	Previous	FY2023	FY2024	FY2025	FY2026	FY2027	FY2028	Total	
High Priority Projects									
Federal	\$2,000	\$1,789	\$994	\$0	\$2,594	\$3,775	\$0	\$0	\$11,152
State	\$0	\$239	\$0	\$0	\$0	\$0	\$0	\$0	\$239
TOTAL	\$2,000	\$2,028	\$994	\$0	\$2,594	\$3,775	\$0	\$0	\$11,391

ROUTE: 0007		PROJECT NAME				PROGRAM/SYSTEM		MPO Area	
UPC:	111666	#SMART18 - ROUTE 7/ROUTE 690 INTERCHANGE				Primary		Northern Virginia	
Street Name:	Route 7 and Route 690					Start (CY)	Budget	Expenditure	
Jurisdiction:	Loudoun County					PE	2019	\$5,467	\$227
Description:	FROM: 0.7 miles West of Rte 690 Overpass over Rte 7 TO: 0.6 miles East of Rte 690 Overpass over Rte 7 (1.1700 MI)					RW	2022	\$3,664	\$1
Scope:	Reconstruction w/ Added Capacity					CN	2025	\$43,554	\$0
						Total		\$52,685	\$228
Service Area / Fund	Previous	FY2023	FY2024	FY2025	FY2026	FY2027	FY2028	Total	
High Priority Projects									
Federal	\$5,500	\$4,000	\$0	\$0	\$0	\$0	\$0	\$0	\$9,500
State	\$0	\$65	\$0	\$0	\$0	\$0	\$0	\$0	\$65
Specialized State and Federal									
Local	\$245	\$0	\$0	\$0	\$0	\$0	\$0	\$0	\$245
Other Funds									
Other	\$26,355	\$16,520	\$0	\$0	\$0	\$0	\$0	\$0	\$42,875
TOTAL	\$32,100	\$20,585	\$0	\$0	\$0	\$0	\$0	\$0	\$52,685

ROUTE: 0007	PROJECT NAME				PROGRAM/SYSTEM		MPO Area		
UPC: 113197	32ND AND MAIN STREET INTERSECTION IMPROVEMENT				Urban		Northern Virginia		
REPORT NOTE: Revised estimate and/or schedule required.									
Street Name:	32nd Street						Start (CY)	Budget	Expenditure
Jurisdiction:	Purcellville				PE		2018	\$155	\$77
Description:	FROM: S 32 nd Street TO: W Main Street				RW		2020	\$0	\$0
Scope:	Facilities for Pedestrians and Bicycles				CN		2021	\$119	\$7
							Total	\$274	\$84
Service Area / Fund	Previous	FY2023	FY2024	FY2025	FY2026	FY2027	FY2028	Total	
Revenue Sharing									
State	\$183	\$340	\$150	\$0	\$0	\$0	\$0	\$673	
Local	\$183	\$340	\$150	\$0	\$0	\$0	\$0	\$673	
TOTAL	\$366	\$680	\$300	\$0	\$0	\$0	\$0	\$1,347	

ROUTE: 0007	PROJECT NAME (NEW)				PROGRAM/SYSTEM		MPO Area		
UPC: 121700	#BF - NOVA YEAR 2 I1JA 3				Primary		Northern Virginia		
Street Name:	LEESBURG PIKE						Start (CY)	Budget	Expenditure
Jurisdiction:	Loudoun County				PE		2022	\$530	\$0
Description:	FROM: LEESBURG PIKE TO: LEESBURG PIKE (0.5000 MI)				RW				
Scope:	Bridge Rehab w/o Added Capacity				CN		2025	\$4,776	\$0
							Total	\$5,306	\$0
Service Area / Fund	Previous	FY2023	FY2024	FY2025	FY2026	FY2027	FY2028	Total	
Specialized State and Federal									
Federal	\$0	\$1,556	\$1,969	\$1,781	\$0	\$0	\$0	\$5,306	

ROUTE: 0007	PROJECT NAME (NEW)				PROGRAM/SYSTEM		MPO Area		
UPC: 121701	#BF - NOVA YEAR 2 I1JA 2				Primary		Northern Virginia		
REPORT NOTE: Revised schedule required									
Street Name:	LEESBURG PIKE						Start (CY)	Budget	Expenditure
Jurisdiction:	Loudoun County				PE		2022	\$130	\$0
Description:	FROM: LEESBURG PIKE TO: LEESBURG PIKE (0.8200 MI)				RW				
Scope:	Bridge Rehab w/o Added Capacity				CN		2025	\$1,170	\$0
							Total	\$1,300	\$0
Service Area / Fund	Previous	FY2023	FY2024	FY2025	FY2026	FY2027	FY2028	Total	
Specialized State and Federal									
Federal	\$0	\$800	\$500	\$0	\$0	\$0	\$0	\$1,300	

ROUTE: 0007	PROJECT NAME (NEW)				PROGRAM/SYSTEM		MPO Area		
UPC: 121759	S. 32ND STREET SIDEWALK - J ST. TO NURSERY AVENUE				Secondary		Northern Virginia		
Jurisdiction:	Purcellville						Start (CY)	Budget	Expenditure
Description:	FROM: W J STREET TO: S NURSERY AVENUE				PE		2026	\$569	\$0
Scope:	Facilities for Pedestrians and Bicycles				RW		2029	\$589	\$0
							CN	2029	\$1,618
							Total	\$2,776	\$0
Service Area / Fund	Previous	FY2023	FY2024	FY2025	FY2026	FY2027	FY2028	Total	
Revenue Sharing									
State	\$0	\$0	\$0	\$591	\$603	\$0	\$0	\$1,194	
Local	\$0	\$0	\$0	\$591	\$603	\$0	\$0	\$1,194	
TOTAL	\$0	\$0	\$0	\$1,182	\$1,206	\$0	\$0	\$2,388	

ROUTE: 0009	PROJECT NAME (NEW)				PROGRAM/SYSTEM		MPO Area	
UPC: 121569	JANNEY MILL TRAIL AND PEDESTRIAN BRIDGE				Enhancement		NonMPO	
REPORT NOTE: Revised estimate required								
Street Name:	Janney Mill Trail				Start (CY)		Budget	Expenditure
Jurisdiction:	Hillsboro				PE	2023	\$236	\$0
Description:	FROM: Highwater Rd TO: Charles Town Pike				RW	2025	\$30	\$0
Scope:	Facilities for Pedestrians and Bicycles				CN	2026	\$1,496	\$0
Total							\$1,761	\$0
Service Area / Fund	Previous	FY2023	FY2024	FY2025	FY2026	FY2027	FY2028	Total
Specialized State and Federal								
Federal	\$0	\$725	\$722	\$0	\$0	\$0	\$0	\$1,447
Other Funds								
Other	\$0	\$181	\$180	\$0	\$0	\$0	\$0	\$362
TOTAL	\$0	\$906	\$902	\$0	\$0	\$0	\$0	\$1,808

ROUTE: 0015	PROJECT NAME				PROGRAM/SYSTEM		MPO Area	
UPC: T23869	ROUTE 15 ROUNDABOUT AND BRADDOCK ROAD				Primary		Northern Virginia	
Jurisdiction:	Loudoun County				Start (CY)		Budget	Expenditure
Description:	FROM: Route 15 at the intersection of TO: Braddock Road				PE	2024	\$1,000	\$0
Scope:	Reconstruction w/o Added Capacity				RW	2026	\$1,200	\$0
Total							\$7,900	\$0
Service Area / Fund	Previous	FY2023	FY2024	FY2025	FY2026	FY2027	FY2028	Total
Specialized State and Federal								
MPO CMAQ	\$0	\$0	\$0	\$0	\$4,124	\$81	\$0	\$4,205
MPO RSTP	\$0	\$0	\$0	\$0	\$718	\$4,932	\$0	\$5,650
TOTAL	\$0	\$0	\$0	\$0	\$4,842	\$5,013	\$0	\$9,855

ROUTE: 0015	PROJECT NAME				PROGRAM/SYSTEM		MPO Area	
UPC: 119480	RTE 15 BYPASS INTERCHANGE AT EDWARDS FERRY & FORT EVANS RD				Urban		Northern Virginia	
REPORT NOTE: Balance to be provided by locality								
Street Name:	RTE 15 BYPASS				Start (CY)		Budget	Expenditure
Jurisdiction:	Leesburg				PE	2022	\$10,360	\$7
Description:	FROM: .2 Mi S of East Market Street TO: 0.4 Mi. N. of Edwards Ferry Road (1.3000 MI)				RW	2025	\$13,889	\$0
Scope:	Reconstruction w/o Added Capacity				CN	2027	\$156,997	\$0
Total							\$181,246	\$7
Service Area / Fund	Previous	FY2023	FY2024	FY2025	FY2026	FY2027	FY2028	Total
Specialized State and Federal								
MPO RSTP	\$0	\$0	\$1,990	\$1,975	\$1,933	\$1,964	\$1,743	\$9,606
Revenue Sharing								
State	\$0	\$3,201	\$3,201	\$1,799	\$1,799	\$0	\$0	\$9,999
Local	\$0	\$3,201	\$3,201	\$1,799	\$1,799	\$0	\$0	\$9,999
Other Funds								
NVTA	\$3,223	\$0	\$0	\$0	\$0	\$0	\$0	\$3,223
Other	\$0	\$0	\$0	\$0	\$0	\$158,525	\$0	\$158,525
TOTAL	\$3,223	\$6,401	\$8,391	\$5,573	\$5,531	\$160,489	\$1,743	\$191,353

ROUTE:	0015	PROJECT NAME (NEW)	PROGRAM/SYSTEM					MPO Area		
UPC:	121553	#SGR23LP - LEESBURG BYPASS (RTE 15) MILL AND OVERLAY	Primary					Northern Virginia		
REPORT NOTE: Revised schedule required										
Street Name:	LEESBURG BYPASS						Start (CY)	Budget	Expenditure	
Jurisdiction:	Leesburg						PE	2023	\$3	\$0
Description:	FROM: EDWARDS FERRY ROAD TO: FORT EVANS ROAD (0.2880 MI)						RW			
Scope:	Resurfacing						CN	2026	\$136	\$0
							Total		\$139	\$0
Service Area / Fund	Previous	FY2023	FY2024	FY2025	FY2026	FY2027	FY2028	Total		
State of Good Repair										
State	\$0	\$139	\$0	\$0	\$0	\$0	\$0	\$139		

ROUTE:	0015	PROJECT NAME (NEW)	PROGRAM/SYSTEM					MPO Area		
UPC:	121753	SOUTH KING STREET - ROYAL STREET TO SOUTH STREET	Primary					Northern Virginia		
Jurisdiction:	Leesburg						Start (CY)	Budget	Expenditure	
Description:	FROM: ROYAL STREET TO: SOUTH STREET						PE	2026	\$230	\$0
Scope:	Facilities for Pedestrians and Bicycles						RW	2029	\$251	\$0
							CN	2029	\$1,533	\$0
							Total		\$2,014	\$0
Service Area / Fund	Previous	FY2023	FY2024	FY2025	FY2026	FY2027	FY2028	Total		
Revenue Sharing										
State	\$0	\$0	\$0	\$461	\$415	\$0	\$0	\$875		
Local	\$0	\$0	\$0	\$461	\$415	\$0	\$0	\$875		
TOTAL	\$0	\$0	\$0	\$921	\$829	\$0	\$0	\$1,750		

ROUTE:	0015	PROJECT NAME (NEW)	PROGRAM/SYSTEM					MPO Area		
UPC:	121754	KING STREET IMPROVEMENTS - MARKET STREET TO NORTH STREET	Primary					Northern Virginia		
Jurisdiction:	Leesburg						Start (CY)	Budget	Expenditure	
Description:	FROM: MARKET STREET TO: NORTH STREET						PE	2026	\$325	\$0
Scope:	Reconstruction w/o Added Capacity						RW	2029	\$251	\$0
							CN	2029	\$2,934	\$0
							Total		\$3,509	\$0
Service Area / Fund	Previous	FY2023	FY2024	FY2025	FY2026	FY2027	FY2028	Total		
Revenue Sharing										
State	\$0	\$0	\$0	\$375	\$719	\$0	\$0	\$1,094		
Local	\$0	\$0	\$0	\$375	\$719	\$0	\$0	\$1,094		
TOTAL	\$0	\$0	\$0	\$750	\$1,438	\$0	\$0	\$2,188		

ROUTE: 0027		PROJECT NAME				PROGRAM/SYSTEM		MPO Area	
UPC:	117570	ARLINGTON BLVD & WASHINGTON BLVD ACCELERATION RAMP #2				Primary		Northern Virginia	
Street Name:	Washington Blvd/Arlington Blvd					Start (CY)	Budget	Expenditure	
Jurisdiction:	Arlington County					PE	2021	\$50	\$7
Description:	FROM: Arlington Blvd TO: Washington Blvd					RW	2024	\$10	\$0
Scope:	Safety					CN	2026	\$474	\$0
						Total		\$534	\$7
Service Area / Fund	Previous	FY2023	FY2024	FY2025	FY2026	FY2027	FY2028	Total	
VA Safety Funds									
Federal	\$93	\$208	\$0	\$0	\$0	\$0	\$0	\$0	\$301
Specialized State and Federal									
Federal	\$233	\$0	\$0	\$0	\$0	\$0	\$0	\$0	\$233
TOTAL	\$326	\$208	\$0	\$0	\$0	\$0	\$0	\$0	\$534

ROUTE: 0028		PROJECT NAME (NEW)				PROGRAM/SYSTEM		MPO Area	
UPC:	T26863	ROUTE 28 - INNOVATIVE INTERSECTIONS SUPPLEMENTAL STUDY				Urban		Northern Virginia	
Street Name:	Centreville Road					Start (CY)	Budget	Expenditure	
Jurisdiction:	Manassas Park					PE	2027	\$331	\$0
Description:	FROM: Manassas Park Corporate Limit TO: Prince William County Northern Boundary					RW			
Scope:	Preliminary Engineering					CN			
						Total		\$331	\$0
Service Area / Fund	Previous	FY2023	FY2024	FY2025	FY2026	FY2027	FY2028	Total	
Specialized State and Federal									
MPO RSTP	\$0	\$0	\$0	\$0	\$0	\$0	\$331	\$331	\$331

ROUTE: 0028		PROJECT NAME				PROGRAM/SYSTEM		MPO Area	
UPC:	T24039	SAFETY SERVICE PATROL ALONG RTE. 28 BETWEEN I- 66 AND RTE 7				Primary		Northern Virginia	
Street Name:	Sully Road					Start (CY)	Budget	Expenditure	
Jurisdiction:	Multi-jurisdictional: Northern Virginia MPO					PE			
Description:	FROM: I-66 TO: Route 7					RW			
Scope:	Traffic Management/Engineering					CN	2025	\$754	\$0
						Total		\$754	\$0
Service Area / Fund	Previous	FY2023	FY2024	FY2025	FY2026	FY2027	FY2028	Total	
Specialized State and Federal									
MPO CMAQ	\$0	\$0	\$0	\$0	\$343	\$451	\$451	\$1,245	\$1,245

ROUTE: 0028		PROJECT NAME				PROGRAM/SYSTEM		MPO Area	
UPC: T8523		VRE BROAD RUN EXPANSION				Primary		Northern Virginia	
REPORT NOTE: Administered by DRPT.									
Jurisdiction: Prince William County						Start (CY)		Budget	Expenditure
Description: FROM: Broad Run VRE Station TO: Broad Run VRE Station						PE	2011	\$2,500	\$0
Scope: Transit						RW	2018	\$42,524	\$0
						CN	2023	\$92,206	\$0
						Total		\$137,230	\$0
Service Area / Fund	Previous	FY2023	FY2024	FY2025	FY2026	FY2027	FY2028	Total	
Specialized State and Federal									
Federal	\$2,878	\$0	\$0	\$0	\$0	\$0	\$0	\$2,878	
Match	\$120	\$0	\$0	\$0	\$0	\$0	\$0	\$120	
MPO CMAQ	\$15,923	\$0	\$0	\$0	\$0	\$0	\$0	\$15,923	
MPO RSTP	\$5,684	\$4,738	\$0	\$0	\$0	\$0	\$0	\$10,422	
TOTAL	\$24,605	\$4,738	\$0	\$0	\$0	\$0	\$0	\$29,343	

ROUTE: 0028		PROJECT NAME				PROGRAM/SYSTEM		MPO Area	
UPC: 96721		ROUTE 28 WIDENING - MANASSAS				Urban		Northern Virginia	
Street Name: Nokesville Road						Start (CY)		Budget	Expenditure
Jurisdiction: Manassas						PE	2012	\$1,766	\$1,614
Description: FROM: 0.145 Mi South of Pennsylvania Avenue TO: 0.163 Mi North of Godwin Drive (1.0000 MI)						RW	2017	\$937	\$181
Scope: Reconstruction w/ Added Capacity						CN	2021	\$17,457	\$3,161
						Total		\$20,160	\$4,956
Service Area / Fund	Previous	FY2023	FY2024	FY2025	FY2026	FY2027	FY2028	Total	
Specialized State and Federal									
Federal	\$46	\$0	\$0	\$0	\$0	\$0	\$0	\$46	
Match	\$15	\$0	\$0	\$0	\$0	\$0	\$0	\$15	
MPO RSTP	\$13,155	\$0	\$0	\$0	\$0	\$0	\$0	\$13,155	
Local	\$1	\$0	\$0	\$0	\$0	\$0	\$0	\$1	
Legacy CN Formula									
Federal	\$696	\$0	\$0	\$0	\$0	\$0	\$0	\$696	
Match	\$285	\$0	\$0	\$0	\$0	\$0	\$0	\$285	
State	\$165	\$0	\$0	\$0	\$0	\$0	\$0	\$165	
Revenue Sharing									
State	\$604	\$528	\$0	\$0	\$0	\$0	\$0	\$1,132	
Local	\$0	\$528	\$0	\$0	\$0	\$0	\$0	\$528	
Other Funds									
NVTA	\$3,294	\$0	\$0	\$0	\$0	\$0	\$0	\$3,294	
Other	\$2,000	\$0	\$0	\$0	\$0	\$0	\$0	\$2,000	
TOTAL	\$20,260	\$1,057	\$0	\$0	\$0	\$0	\$0	\$21,317	

ROUTE: 0028		PROJECT NAME				PROGRAM/SYSTEM		MPO Area			
UPC:	108720	#HB2.FY17 WIDEN RT 28 FROM 4 TO 6 LANES DIVIDED				Primary		Northern Virginia			
Street Name:	CENTREVILLE ROAD							Start (CY)	Budget	Expenditure	
Jurisdiction:	Fairfax County							PE	2016	\$5,550	\$534
Description:	FROM: 0.073 MI SOUTH OF PRINCE WILLIAM COUNTY LINE TO: 0.057 MI NORTH OF ROUTE 29 (2.3400 MI)							RW	2019	\$5,730	\$5
Scope:	Reconstruction w/ Added Capacity							CN	2019	\$68,177	\$19,898
								Total		\$79,457	\$20,436
Service Area / Fund	Previous	FY2023	FY2024	FY2025	FY2026	FY2027	FY2028	Total			
District Grant Program											
Federal	\$23,423	\$0	\$0	\$0	\$0	\$0	\$0	\$23,423			
Specialized State and Federal											
Federal	\$9,537	\$0	\$0	\$0	\$0	\$0	\$0	\$9,537			
State	\$90	\$0	\$0	\$0	\$0	\$0	\$0	\$90			
Revenue Sharing											
State	\$2,498	\$7,502	\$0	\$0	\$0	\$0	\$0	\$10,000			
Other Funds											
NVTA	\$20,667	\$5,333	\$0	\$0	\$0	\$0	\$0	\$26,000			
Other	\$0	\$10,408	\$0	\$0	\$0	\$0	\$0	\$10,408			
TOTAL	\$56,214	\$23,244	\$0	\$0	\$0	\$0	\$0	\$79,457			

ROUTE: 0028		PROJECT NAME				PROGRAM/SYSTEM		MPO Area	
UPC:	118645	VDOT OVERSIGHT - RTE 28 BYPASS/GODWIN RD EXTENSION				Secondary		Northern Virginia	
Street Name:	Godwin Dr								
Jurisdiction:	Prince William County								
Description:	FROM: Rte 234 BUS (Sudley Rd) TO: Compton Rd								
Scope:	New Construction Roadway								
Service Area / Fund	Previous	FY2023	FY2024	FY2025	FY2026	FY2027	FY2028	Total	
Other Funds									
Other	\$456	\$216	\$0	\$0	\$0	\$0	\$0	\$671	

ROUTE: 0029		PROJECT NAME				PROGRAM/SYSTEM		MPO Area			
UPC:	110038	#SMART20 - S. WASHINGTON STREET MULTI-MODAL IMPROVEMENTS				Urban		Northern Virginia			
Street Name:	S. WASHINGTON STREET							Start (CY)	Budget	Expenditure	
Jurisdiction:	Falls Church							PE	2016	\$1,490	\$67
Description:	FROM: TWO LOCATIONS TO: TWO LOCATIONS							RW	2018	\$0	\$0
Scope:	Facilities for Pedestrians and Bicycles							CN	2020	\$7,587	\$2,476
								Total		\$9,076	\$2,544
Service Area / Fund	Previous	FY2023	FY2024	FY2025	FY2026	FY2027	FY2028	Total			
District Grant Program											
Federal	\$1,624	\$0	\$0	\$0	\$0	\$0	\$0	\$1,624			
State	\$1,203	\$0	\$0	\$0	\$0	\$0	\$0	\$1,203			
Specialized State and Federal											
MPO RSTP	\$723	\$0	\$0	\$0	\$0	\$0	\$0	\$723			
Local	\$1	\$0	\$0	\$0	\$0	\$0	\$0	\$1			
Legacy CN Formula											
State	\$2,083	\$0	\$0	\$0	\$0	\$0	\$0	\$2,083			
Other Funds											
NVTA	\$700	\$0	\$0	\$0	\$0	\$0	\$0	\$700			
Other	\$2,701	\$0	\$0	\$0	\$0	\$0	\$0	\$2,701			
TOTAL	\$9,035	\$0	\$0	\$0	\$0	\$0	\$0	\$9,035			

ROUTE: 0029		PROJECT NAME				PROGRAM/SYSTEM		MPO Area		
UPC:	110329	#SMART18 - ROUTE 29 WIIDENING - PH II				Primary		Northern Virginia		
Street Name:	Route 29 Lee Highway							Start (CY)	Budget	Expenditure
Jurisdiction:	Fairfax County					PE	2018	\$5,499	\$5,427	
Description:	FROM: 0.208 Mile West of Union Mill Road (Rte 659) TO: 0.460 Mile East of Buckley's Gate Drive (2.1370 MI)					RW	2021	\$9,733	\$574	
Scope:	Reconstruction w/ Added Capacity					CN	2021	\$81,789	\$0	
						Total		\$97,021	\$6,001	
Service Area / Fund	Previous	FY2023	FY2024	FY2025	FY2026	FY2027	FY2028	Total		
High Priority Projects										
Federal	\$0	\$1,371	\$0	\$0	\$14,767	\$25,502	\$0	\$41,641		
State	\$0	\$6,690	\$0	\$0	\$0	\$0	\$0	\$6,690		
GARVEE	\$6,777	\$0	\$0	\$0	\$0	\$0	\$0	\$6,777		
Specialized State and Federal										
State	\$21,701	\$0	\$0	\$0	\$0	\$0	\$0	\$21,701		
Other Funds										
Other	\$20,212	\$0	\$0	\$0	\$0	\$0	\$0	\$20,212		
TOTAL	\$48,690	\$8,061	\$0	\$0	\$14,767	\$25,502	\$0	\$97,021		

ROUTE: 0029		PROJECT NAME				PROGRAM/SYSTEM		MPO Area	
UPC:	111986	#SMART18 - ROUTE 29 WIIDENING - PH II GARVEE DEBT SERVICE				Primary		Northern Virginia	
Jurisdiction:	Fairfax County								
Description:									
Scope:									
Service Area / Fund	Previous	FY2023	FY2024	FY2025	FY2026	FY2027	FY2028	Total	
Debt Service									
Federal	\$1,977	\$463	\$514	\$565	\$565	\$565	\$565	\$5,214	

ROUTE: 0029		PROJECT NAME				PROGRAM/SYSTEM		MPO Area		
UPC:	112478	CITYWIDE MULTIMODAL TRANSPORTATION IMPROVEMENTS - FAIRFAX				Urban		Northern Virginia		
Street Name:	Citywide							Start (CY)	Budget	Expenditure
Jurisdiction:	Fairfax					PE	2023	\$150	\$0	
Description:	FROM: Various TO: Various					RW	2025	\$150	\$0	
Scope:	Facilities for Pedestrians and Bicycles					CN	2027	\$455	\$0	
						Total		\$755	\$0	
Service Area / Fund	Previous	FY2023	FY2024	FY2025	FY2026	FY2027	FY2028	Total		
Specialized State and Federal										
MPO RSTP	\$0	\$875	\$0	\$0	\$0	\$0	\$0	\$875		

ROUTE: 0029	PROJECT NAME				PROGRAM/SYSTEM		MPO Area	
UPC: 113256	S WASHINGTON ST AND ANNANDALE RD INTERSECTION IMPROVEMENTS				Urban		Northern Virginia	
Street Name:	S Washington Street				Start (CY)		Budget	Expenditure
Jurisdiction:	Falls Church				PE	2020	\$88	\$11
Description:	FROM: S Washington Street TO: S Washington Street (0.3000 MI)				RW	2023	\$35	\$0
Scope:	Facilities for Pedestrians and Bicycles				CN	2025	\$827	\$0
Total							\$950	\$11
Service Area / Fund	Previous	FY2023	FY2024	FY2025	FY2026	FY2027	FY2028	Total
Revenue Sharing								
State	\$24	\$77	\$374	\$0	\$0	\$0	\$0	\$475
Local	\$24	\$77	\$374	\$0	\$0	\$0	\$0	\$475
TOTAL	\$48	\$155	\$748	\$0	\$0	\$0	\$0	\$950

ROUTE: 0029	PROJECT NAME				PROGRAM/SYSTEM		MPO Area	
UPC: 118304	JERMANTOWN / RTE.29 SIGNAL UPGRADE - FY21 RVSH				Urban		Northern Virginia	
Street Name:	Lee Highway				Start (CY)		Budget	Expenditure
Jurisdiction:	Fairfax				PE	2025	\$317	\$0
Description:	FROM: Jermantown Road TO: Jermantown Road				RW	2027	\$100	\$0
Scope:	Traffic Management/Engineering				CN	2028	\$1,000	\$0
Total							\$1,417	\$0
Service Area / Fund	Previous	FY2023	FY2024	FY2025	FY2026	FY2027	FY2028	Total
Revenue Sharing								
State	\$159	\$400	\$0	\$0	\$0	\$0	\$0	\$559
Local	\$159	\$400	\$0	\$0	\$0	\$0	\$0	\$559
Other Funds								
Other	\$300	\$0	\$0	\$0	\$0	\$0	\$0	\$300
TOTAL	\$617	\$800	\$0	\$0	\$0	\$0	\$0	\$1,417

ROUTE: 0029	PROJECT NAME				PROGRAM/SYSTEM		MPO Area	
UPC: 118348	#SGR21VB(FED ID 06272) SUPERSTR REPL RTE 29 NB OVER CUB RUN				Primary		Northern Virginia	
Street Name:	Lee Highway				Start (CY)		Budget	Expenditure
Jurisdiction:	Fairfax County				PE	2020	\$200	\$176
Description:	FROM: 0.155 Mi East of White Post Road TO: 0.08 Mi West of Paddington Lane (0.2300 MI)				RW			
Scope:	Bridge Rehab w/o Added Capacity				CN	2021	\$3,561	\$13
Total							\$3,761	\$189
Service Area / Fund	Previous	FY2023	FY2024	FY2025	FY2026	FY2027	FY2028	Total
State of Good Repair								
Federal	\$3,223	\$487	\$0	\$0	\$0	\$0	\$0	\$3,709
Other Funds								
Other	\$52	\$0	\$0	\$0	\$0	\$0	\$0	\$52
TOTAL	\$3,275	\$487	\$0	\$0	\$0	\$0	\$0	\$3,761

ROUTE:	0029	PROJECT NAME (NEW)					PROGRAM/SYSTEM	MPO Area	
UPC:	121548	#SGR23LP - LEE HIGHWAY PAVING					Primary	Northern Virginia	
REPORT NOTE: Revised schedule required									
Street Name:	LEE HIGHWAY						Start (CY)	Budget	Expenditure
Jurisdiction:	Fairfax					PE	2023	\$18	\$0
Description:	FROM: LION RUN TO: EATON PLACE (0.8030 MI)					RW			
Scope:	Resurfacing					CN	2026	\$559	\$0
						Total		\$577	\$0
Service Area / Fund	Previous	FY2023	FY2024	FY2025	FY2026	FY2027	FY2028	Total	
State of Good Repair									
State	\$0	\$450	\$127	\$0	\$0	\$0	\$0	\$577	

ROUTE:	0029	PROJECT NAME (NEW)					PROGRAM/SYSTEM	MPO Area	
UPC:	121549	#SGR23LP - FAIRFAX BOULEVARD PAVING FK2636					Primary	Northern Virginia	
REPORT NOTE: Revised schedule required									
Street Name:	FAIRFAX BOULEVARD						Start (CY)	Budget	Expenditure
Jurisdiction:	Fairfax					PE	2023	\$18	\$0
Description:	FROM: WARRICK AVENUE TO: MAIN STREET (0.5730 MI)					RW			
Scope:	Resurfacing					CN	2026	\$256	\$0
						Total		\$274	\$0
Service Area / Fund	Previous	FY2023	FY2024	FY2025	FY2026	FY2027	FY2028	Total	
State of Good Repair									
State	\$0	\$274	\$0	\$0	\$0	\$0	\$0	\$274	

ROUTE:	0050	PROJECT NAME (NEW)					PROGRAM/SYSTEM	MPO Area	
UPC:	T26683	ARLINGTON BLVD TRAIL - EDISON TO GEORGE MASON PH1					Other	Northern Virginia	
Street Name:	Arlington Blvd						Start (CY)	Budget	Expenditure
Jurisdiction:	Arlington County					PE		\$399	\$0
Description:	FROM: N. Edison Street TO: N. George Mason Drive					RW		\$0	\$0
Scope:	Facilities for Pedestrians and Bicycles					CN		\$1,600	\$0
						Total		\$1,999	\$0
Service Area / Fund	Previous	FY2023	FY2024	FY2025	FY2026	FY2027	FY2028	Total	
Specialized State and Federal									
MPO CMAQ	\$0	\$0	\$0	\$0	\$0	\$0	\$1,000	\$1,000	

ROUTE:	0050	PROJECT NAME					PROGRAM/SYSTEM	MPO Area	
UPC:	T23893	RTE 50 COLLECTOR ROAD					Primary	Northern Virginia	
REPORT NOTE: Balance to be provided by Locality									
Street Name:	Rte 50 Colletor Road						Start (CY)	Budget	Expenditure
Jurisdiction:	Loudoun County					PE	2022	\$7,000	\$0
Description:	FROM: RTE 50 TO: RTE 28					RW	2026	\$16,200	\$0
Scope:	New Construction Roadway					CN	2027	\$91,000	\$0
						Total		\$114,200	\$0
Service Area / Fund	Previous	FY2023	FY2024	FY2025	FY2026	FY2027	FY2028	Total	
Specialized State and Federal									
MPO RSTP	\$0	\$0	\$0	\$0	\$3,065	\$2,936	\$0	\$6,001	

ROUTE: 0050	PROJECT NAME					PROGRAM/SYSTEM		MPO Area		
UPC: 114827	#SMART20 - ROUTE 50 CORRIDOR IMPROVEMENTS					Primary		Northern Virginia		
Street Name:	JOHN MOSBY HIGHWAY							Start (CY)	Budget	Expenditure
Jurisdiction:	Loudoun County					PE	2019	\$700	\$664	
Description:	FROM: Various Locations TO: Various Locations (0.5000 MI)					RW	2023	\$0	\$0	
Scope:	Traffic Management/Engineering					CN	2024	\$4,300	\$0	
						Total		\$5,000	\$664	
Service Area / Fund	Previous	FY2023	FY2024	FY2025	FY2026	FY2027	FY2028	Total		
District Grant Program										
State	\$1,293	\$0	\$0	\$0	\$0	\$0	\$0	\$1,293		
Specialized State and Federal										
Federal	\$700	\$0	\$0	\$0	\$0	\$0	\$0	\$700		
Other Funds										
Other	\$3,008	\$0	\$0	\$0	\$0	\$0	\$0	\$3,008		
TOTAL	\$5,000	\$0	\$0	\$0	\$0	\$0	\$0	\$5,000		

ROUTE: 0050	PROJECT NAME					PROGRAM/SYSTEM		MPO Area		
UPC: 115545	#SMART20 - FAIRFAX BLVD/WARRICK AVE. INTERSECTION IMPROVE					Urban		Northern Virginia		
Street Name:	FAIRFAX BOULEVARD							Start (CY)	Budget	Expenditure
Jurisdiction:	Fairfax					PE	2020	\$600	\$293	
Description:	FROM: 0.039 Mi West of Warwick Ave TO: 0.047 Mi East of Farr Ave (0.1920 MI)					RW	2022	\$3,457	\$0	
Scope:	Reconstruction w/o Added Capacity					CN	2024	\$4,782	\$0	
						Total		\$8,839	\$293	
Service Area / Fund	Previous	FY2023	FY2024	FY2025	FY2026	FY2027	FY2028	Total		
High Priority Projects										
Federal	\$0	\$0	\$0	\$843	\$0	\$0	\$0	\$843		
State	\$500	\$0	\$490	\$157	\$0	\$0	\$0	\$1,147		
District Grant Program										
Federal	\$1,318	\$0	\$1,511	\$0	\$0	\$0	\$0	\$2,829		
State	\$1,830	\$1,907	\$239	\$46	\$0	\$0	\$0	\$4,021		
TOTAL	\$3,648	\$1,907	\$2,239	\$1,046	\$0	\$0	\$0	\$8,839		

ROUTE: 0050	PROJECT NAME					PROGRAM/SYSTEM		MPO Area		
UPC: 119086	#SMART22 - ARLINGTON BLVD SAFETY IMPROVEMENTS					Primary		Northern Virginia		
Street Name:	ARLINGTON BLVD							Start (CY)	Budget	Expenditure
Jurisdiction:	Arlington County					PE	2022	\$2,875	\$35	
Description:	FROM: GLEBE RD TO: WASHINGTON BLVD					RW	2025	\$9,121	\$0	
Scope:	Reconstruction w/o Added Capacity					CN	2029	\$17,185	\$0	
						Total		\$29,181	\$35	
Service Area / Fund	Previous	FY2023	FY2024	FY2025	FY2026	FY2027	FY2028	Total		
High Priority Projects										
Federal	\$0	\$4,481	\$7,135	\$0	\$2,186	\$4,421	\$0	\$18,223		
State	\$0	\$0	\$221	\$4,002	\$3,860	\$0	\$0	\$8,083		
GARVEE	\$2,875	\$0	\$0	\$0	\$0	\$0	\$0	\$2,875		
TOTAL	\$2,875	\$4,481	\$7,356	\$4,002	\$6,046	\$4,421	\$0	\$29,181		

ROUTE: 0050	PROJECT NAME				PROGRAM/SYSTEM		MPO Area	
UPC: 119589	ARLINGTON BLVD & WASHINGTON BLVD INTERCHANGE RAMP #1				Primary		Northern Virginia	
Street Name:	Arlington Blvd				Start (CY)		Budget	Expenditure
Jurisdiction:	Arlington County				PE	2021	\$145	\$0
Description:	FROM: ArlingtonBlvd TO: Washington Blvd				RW	2023	\$10	\$0
Scope:	Safety				CN	2024	\$1,189	\$0
					Total		\$1,344	\$0
Service Area / Fund	Previous	FY2023	FY2024	FY2025	FY2026	FY2027	FY2028	Total
VA Safety Funds								
Federal	\$145	\$129	\$1,070	\$0	\$0	\$0	\$0	\$1,344

ROUTE: 0050	PROJECT NAME (NEW)				PROGRAM/SYSTEM		MPO Area	
UPC: 121551	#SGR23LP - FAIRFAX BOULEVARD MILLING FK2660				Primary		Northern Virginia	
REPORT NOTE: Revised schedule required								
Street Name:	FAIRFAX BOULEVARD				Start (CY)		Budget	Expenditure
Jurisdiction:	Fairfax				PE	2023	\$18	\$0
Description:	FROM: BLAKE LANE TO: ROANOKE STREET (0.3100 MI)				RW			
Scope:	Resurfacing				CN	2026	\$208	\$0
					Total		\$226	\$0
Service Area / Fund	Previous	FY2023	FY2024	FY2025	FY2026	FY2027	FY2028	Total
State of Good Repair								
State	\$0	\$226	\$0	\$0	\$0	\$0	\$0	\$226

ROUTE: 0055	PROJECT NAME				PROGRAM/SYSTEM		MPO Area	
UPC: T21486	JOHN MARSHALL HIGHWAY(RTE. 55) SIDEWALK				Primary		Northern Virginia	
Street Name:	John Marshall Highway				Start (CY)		Budget	Expenditure
Jurisdiction:	Prince William County				PE	2024	\$160	\$0
Description:	(0.1000 MI)				RW	2026	\$290	\$0
Scope:	Facilities for Pedestrians and Bicycles				CN	2027	\$470	\$0
					Total		\$920	\$0
Service Area / Fund	Previous	FY2023	FY2024	FY2025	FY2026	FY2027	FY2028	Total
Specialized State and Federal								
MPO CMAQ	\$0	\$0	\$1,438	\$0	\$0	\$0	\$0	\$1,438

ROUTE: 0066	PROJECT NAME (NEW)				PROGRAM/SYSTEM		MPO Area	
UPC: T26632	#BF - NOVA YEAR 5 IJA 1				Interstate		Northern Virginia	
Street Name:	I-66				Start (CY)		Budget	Expenditure
Jurisdiction:	Prince William County				PE			
Description:					RW			
Scope:	Bridge Rehab w/o Added Capacity				CN	2026	\$15,000	\$0
					Total		\$15,000	\$0
Service Area / Fund	Previous	FY2023	FY2024	FY2025	FY2026	FY2027	FY2028	Total
Specialized State and Federal								
Federal	\$0	\$8,962	\$2,400	\$1,636	\$2,003	\$0	\$0	\$15,000

ROUTE: 0066	PROJECT NAME (NEW)				PROGRAM/SYSTEM		MPO Area		
UPC: T26630	#BF - NOVA YEAR 4 IJA 3				Interstate		Northern Virginia		
Street Name: I-66							Start (CY)	Budget	Expenditure
Jurisdiction: Prince William County					PE				
Description:					RW				
Scope: Bridge Rehab w/o Added Capacity					CN		2025	\$1,746	\$0
							Total	\$1,746	\$0
Service Area / Fund	Previous	FY2023	FY2024	FY2025	FY2026	FY2027	FY2028	Total	
Specialized State and Federal									
Federal	\$0	\$0	\$1,746	\$0	\$0	\$0	\$0	\$1,746	

ROUTE: 0066	PROJECT NAME (NEW)				PROGRAM/SYSTEM		MPO Area		
UPC: T26619	#BF - NOVA YEAR 3 IJA 1				Interstate		Northern Virginia		
Street Name: I-66							Start (CY)	Budget	Expenditure
Jurisdiction: Prince William County					PE		2023	\$1,500	\$0
Description:					RW				
Scope: Bridge Rehab w/o Added Capacity					CN				
							Total	\$1,500	\$0
Service Area / Fund	Previous	FY2023	FY2024	FY2025	FY2026	FY2027	FY2028	Total	
Specialized State and Federal									
Federal	\$0	\$0	\$750	\$750	\$0	\$0	\$0	\$1,500	

ROUTE: 0066	PROJECT NAME				PROGRAM/SYSTEM		MPO Area	
UPC: 110376	I-66 / ROUTE 15 INTCHNG RECONSTRUCTION GARVEE DEBT SERVICE				Interstate		Northern Virginia	
Jurisdiction: Prince William County								
Description:								
Scope:								
Service Area / Fund	Previous	FY2023	FY2024	FY2025	FY2026	FY2027	FY2028	Total
Debt Service								
Federal	\$17,968	\$3,495	\$3,496	\$3,495	\$3,496	\$3,496	\$3,495	\$38,940

ROUTE: 0066	PROJECT NAME				PROGRAM/SYSTEM		MPO Area	
UPC: 110392	I-66 INSIDE THE BELTWAY INITIATIVES GARVEE DEBT SERVICE				Interstate		Northern Virginia	
Jurisdiction: Northern Virginia District-wide								
Description:								
Scope:								
Service Area / Fund	Previous	FY2023	FY2024	FY2025	FY2026	FY2027	FY2028	Total
Debt Service								
Federal	\$30,648	\$7,784	\$7,784	\$7,783	\$7,784	\$7,783	\$7,783	\$77,351

ROUTE: 0066	PROJECT NAME				PROGRAM/SYSTEM		MPO Area	
UPC: 110496	TRANSFORM I-66 OVERSIGHT PROJECT				Interstate		Northern Virginia	
Street Name:	I-66							
Jurisdiction:	Northern Virginia District-wide							
Description:	FROM: ROUTE 15 IN HAYMARKET TO: I-495/CAPITAL BELTWAY							
Scope:	Other							
Service Area / Fund	Previous	FY2023	FY2024	FY2025	FY2026	FY2027	FY2028	Total
Specialized State and Federal								
State	\$115,254	\$30	\$0	\$0	\$0	\$0	\$0	\$115,283
Local	\$5,542	\$0	\$0	\$0	\$0	\$0	\$0	\$5,542
TOTAL	\$120,795	\$30	\$0	\$0	\$0	\$0	\$0	\$120,825

ROUTE: 0066	PROJECT NAME				PROGRAM/SYSTEM		MPO Area	
UPC: 118788	#SGR21VB(FED ID 00043) BRIDGE REHAB - 21ST STREET OVER I-66				Primary		Northern Virginia	
Street Name:	21st Street							
Jurisdiction:	Arlington County							
Description:	FROM: I-66 TO: I-66 (0.1000 MI)							
Scope:	Bridge Rehab w/o Added Capacity							
						Start (CY)	Budget	Expenditure
						PE 2021	\$755	\$214
						RW		
						CN 2023	\$2,599	\$0
						Total	\$3,354	\$214
Service Area / Fund	Previous	FY2023	FY2024	FY2025	FY2026	FY2027	FY2028	Total
State of Good Repair								
Federal	\$499	\$1,174	\$1,079	\$0	\$0	\$0	\$0	\$2,752
State	\$602	\$0	\$0	\$0	\$0	\$0	\$0	\$602
TOTAL	\$1,101	\$1,174	\$1,079	\$0	\$0	\$0	\$0	\$3,354

ROUTE: 0066	PROJECT NAME				PROGRAM/SYSTEM		MPO Area	
UPC: 120311	#SS - REHABILITATION OF I-66 ROSSLYN TUNNEL				Interstate		Northern Virginia	
Street Name:	I-66 Rosslyn Tunnel							
Jurisdiction:	Arlington County							
Description:	FROM: 0.080 mile West of N. Nash Street TO: 0.100 mile East of N. Lynn Street (0.3340 MI)							
Scope:	Restoration and Rehabilitation							
						Start (CY)	Budget	Expenditure
						PE 2021	\$1,801	\$1,306
						RW		
						CN 2022	\$29,483	\$0
						Total	\$31,285	\$1,306
Service Area / Fund	Previous	FY2023	FY2024	FY2025	FY2026	FY2027	FY2028	Total
Special Structures								
State	\$12,121	\$4,367	\$4,000	\$5,500	\$5,273	\$0	\$0	\$31,261

ROUTE: 0066	PROJECT NAME				PROGRAM/SYSTEM		MPO Area	
UPC: 120343	#SS - ROSSLYN TUNNEL - ITS (LCS & DMS)				Interstate		Northern Virginia	
Street Name:	I-66 Rosslyn Tunnel							
Jurisdiction:	Arlington County							
Description:	FROM: 0.080 mile West of N. Nash Street TO: 0.100 mile East of N. Lynn Street							
Scope:	Traffic Management/Engineering							
						Start (CY)	Budget	Expenditure
						PE		
						RW		
						CN 2022	\$2,853	\$0
						Total	\$2,853	\$0
Service Area / Fund	Previous	FY2023	FY2024	FY2025	FY2026	FY2027	FY2028	Total
Special Structures								
State	\$1,720	\$1,133	\$0	\$0	\$0	\$0	\$0	\$2,853

ROUTE: 0066	PROJECT NAME				PROGRAM/SYSTEM		MPO Area		
UPC: 120776	#SS - ROSSLYN TUNNEL - Equipment Room Concrete Patch FY22				Interstate		Northern Virginia		
Street Name:	I-66 Rosslyn Tunnel						Start (CY)	Budget	Expenditure
Jurisdiction:	Arlington County				PE				
Description:	FROM: 0.080 mile West of N. Nash Street TO: 0.100 mile East of N. Lynn Street (0.3340 MI)				RW				
Scope:	Restoration and Rehabilitation				CN		2022	\$108	\$108
					Total			\$108	\$108
Service Area / Fund	Previous	FY2023	FY2024	FY2025	FY2026	FY2027	FY2028	Total	
Special Structures									
State	\$108	\$0	\$0	\$0	\$0	\$0	\$0	\$108	

ROUTE: 0066	PROJECT NAME				PROGRAM/SYSTEM		MPO Area		
UPC: 120786	#SS - ROSSLYN TUNNEL - OUTDOOR STAIRS N EQUIPMENT ROOM FY22				Interstate		Northern Virginia		
Street Name:	I-66 Rosslyn Tunnel						Start (CY)	Budget	Expenditure
Jurisdiction:	Arlington County				PE				
Description:	FROM: 0.080 mile West of N. Nash Street TO: 0.100 mile East of N. Lynn Street (0.3340 MI)				RW				
Scope:	Restoration and Rehabilitation				CN		2022	\$48	\$48
					Total			\$48	\$48
Service Area / Fund	Previous	FY2023	FY2024	FY2025	FY2026	FY2027	FY2028	Total	
Special Structures									
State	\$48	\$0	\$0	\$0	\$0	\$0	\$0	\$48	

ROUTE: 0066	PROJECT NAME				PROGRAM/SYSTEM		MPO Area		
UPC: 120787	#SS - ROSSLYN TUNNEL - EQUIPMENT ROOM CHANGES FY22				Interstate		Northern Virginia		
Street Name:	I-66 Rosslyn Tunnel						Start (CY)	Budget	Expenditure
Jurisdiction:	Arlington County				PE				
Description:	FROM: 0.080 mile West of N. Nash Street TO: 0.100 mile East of N. Lynn Street (0.3340 MI)				RW				
Scope:	Restoration and Rehabilitation				CN		2022	\$30	\$30
					Total			\$30	\$30
Service Area / Fund	Previous	FY2023	FY2024	FY2025	FY2026	FY2027	FY2028	Total	
Special Structures									
State	\$30	\$0	\$0	\$0	\$0	\$0	\$0	\$30	

ROUTE: 0073	PROJECT NAME (NEW)				PROGRAM/SYSTEM		MPO Area		
UPC: 121826	#BF - NOVA SHERROW AVENUE CULVERT REPLACEMENT				Urban		Northern Virginia		
Jurisdiction:	Falls Church						Start (CY)	Budget	Expenditure
Description:	FROM: SEATON LANE TO: SOUTH VIRGINIA AVENUE				PE		2022	\$600	\$0
Scope:	Bridge Replacement w/o Added Capacity				RW		2025	\$400	\$0
					CN		2025	\$2,300	\$0
					Total			\$3,300	\$0
Service Area / Fund	Previous	FY2023	FY2024	FY2025	FY2026	FY2027	FY2028	Total	
Specialized State and Federal									
Federal	\$0	\$0	\$3,300	\$0	\$0	\$0	\$0	\$3,300	

ROUTE: 0076		PROJECT NAME (NEW)				PROGRAM/SYSTEM		MPO Area	
UPC:	121748	W BROAD & SPRING STREET INTERSECTION IMPROVEMENT				Urban		Northern Virginia	
Jurisdiction:	Falls Church					Start (CY)		Budget	Expenditure
Description:	FROM: W BROAD STREET TO: PARK AVENUE					PE	2028	\$435	\$0
Scope:	Safety					RW	2030	\$178	\$0
						CN	2030	\$2,576	\$0
						Total		\$3,189	\$0
Service Area / Fund	Previous	FY2023	FY2024	FY2025	FY2026	FY2027	FY2028	Total	
Revenue Sharing									
State	\$0	\$0	\$0	\$735	\$735	\$0	\$0	\$1,471	
Local	\$0	\$0	\$0	\$735	\$735	\$0	\$0	\$1,471	
TOTAL	\$0	\$0	\$0	\$1,470	\$1,471	\$0	\$0	\$2,941	

ROUTE: 0095		PROJECT NAME				PROGRAM/SYSTEM		MPO Area	
UPC:	120316	#I95 CIP EXIT 160 TO EXIT 177 CENTRAL PWC TO DOWNTOWN ALEX				Interstate		Northern Virginia	
Street Name:	I95 Corridor NewCommuter Bus Service Express								
Jurisdiction:	Prince William County								
Description:	FROM: I95 Exit 160 TO: I95 Exit 177								
Scope:	Transit								
Service Area / Fund	Previous	FY2023	FY2024	FY2025	FY2026	FY2027	FY2028	Total	
Interstate Corridor Funds									
State	\$5,141	\$1,028	\$0	\$0	\$0	\$0	\$0	\$6,169	

ROUTE: 0095		PROJECT NAME				PROGRAM/SYSTEM		MPO Area	
UPC:	120460	#I95CIP I-95 SB - EXIT 160 - INTERCHANGE IMPROVEMENTS				Interstate		Northern Virginia	
Street Name:	I-95 @ Exit 160 Rte 123					Start (CY)		Budget	Expenditure
Jurisdiction:	Prince William County					PE	2021	\$7,200	\$274
Description:	FROM: I95 Exit 160 RTE 123 TO: I95 Exit 160 RTE 123					RW	2025	\$1,000	\$0
Scope:	Reconstruction w/o Added Capacity					CN	2027	\$67,800	\$0
						Total		\$76,000	\$274
Service Area / Fund	Previous	FY2023	FY2024	FY2025	FY2026	FY2027	FY2028	Total	
Interstate Corridor Funds									
Federal	\$0	\$1,310	\$4,000	\$8,729	\$15,976	\$17,797	\$0	\$47,812	
State	\$18,865	\$6,962	\$12	\$658	\$1,691	\$0	\$0	\$28,188	
TOTAL	\$18,865	\$8,271	\$4,012	\$9,387	\$17,667	\$17,797	\$0	\$76,000	

ROUTE: 0095		PROJECT NAME				PROGRAM/SYSTEM		MPO Area	
UPC:	120461	#I95CIP EXIT 158 - PARK & RIDE LOT ENHANCEMENT & RESTRIPIING				Interstate		Northern Virginia	
Street Name:	I-95 HORNER ROAD P&R LOT					Start (CY)		Budget	Expenditure
Jurisdiction:	Prince William County					PE	2021	\$176	\$54
Description:	FROM: I-95 HORNER ROAD P&R LOT TO: I-95 HORNER ROAD P&R LOT (0.2600 MI)					RW			
Scope:	Reconstruction w/o Added Capacity					CN	2024	\$664	\$0
						Total		\$840	\$54
Service Area / Fund	Previous	FY2023	FY2024	FY2025	FY2026	FY2027	FY2028	Total	
Interstate Corridor Funds									
State	\$309	\$88	\$221	\$221	\$0	\$0	\$0	\$840	

ROUTE: 0095		PROJECT NAME				PROGRAM/SYSTEM		MPO Area	
UPC:	120462	#I95CIP EX.158 - P&R LOT ENHANCEMENT, RESTRIPIING & EXPANSION				Interstate		Northern Virginia	
Street Name:	I-95 HORNER ROAD P&R LOT					Start (CY)	Budget	Expenditure	
Jurisdiction:	Prince William County					PE	2021	\$1,600	\$85
Description:	FROM: I-95 HORNER ROAD P&R LOT TO: I-95 HORNER ROAD P&R LOT (0.2100 MI)					RW	2025	\$3,200	\$0
Scope:	Reconstruction w/ Added Capacity					CN	2027	\$11,400	\$0
						Total		\$16,200	\$85
Service Area / Fund	Previous	FY2023	FY2024	FY2025	FY2026	FY2027	FY2028	Total	
Interstate Corridor Funds									
Federal	\$0	\$0	\$0	\$4,658	\$0	\$1,600	\$0	\$6,258	
State	\$4,600	\$800	\$300	\$742	\$3,500	\$0	\$0	\$9,942	
TOTAL	\$4,600	\$800	\$300	\$5,400	\$3,500	\$1,600	\$0	\$16,200	

ROUTE: 0095		PROJECT NAME				PROGRAM/SYSTEM		MPO Area	
UPC:	120463	#I95CIP EXIT 152 PARK & RIDE LOT ENHANCEMENT & RESTRIPIING				Interstate		Northern Virginia	
Street Name:	I95 Exit 152 P&R Lot					Start (CY)	Budget	Expenditure	
Jurisdiction:	Prince William County					PE	2021	\$189	\$34
Description:	FROM: I95 Exit 152 P&R Lot TO: I95 Exit 152 P&R Lot					RW			
Scope:	Reconstruction w/o Added Capacity					CN	2024	\$471	\$0
						Total		\$660	\$34
Service Area / Fund	Previous	FY2023	FY2024	FY2025	FY2026	FY2027	FY2028	Total	
Interstate Corridor Funds									
State	\$252	\$95	\$157	\$157	\$0	\$0	\$0	\$660	

ROUTE: 0095		PROJECT NAME (NEW)				PROGRAM/SYSTEM		MPO Area	
UPC:	121565	#SGR23VB - I-95 SBL OVER NEABSCO - BRDG RPLE (FED ID 14234)				Interstate		Northern Virginia	
Street Name:	I95					Start (CY)	Budget	Expenditure	
Jurisdiction:	Prince William County					PE	2023	\$3,911	\$0
Description:	FROM: I95 TO: I95 (1.0000 MI)					RW	2026	\$174	\$0
Scope:	Bridge Replacement w/o Added Capacity					CN	2027	\$42,994	\$0
						Total		\$47,079	\$0
Service Area / Fund	Previous	FY2023	FY2024	FY2025	FY2026	FY2027	FY2028	Total	
State of Good Repair									
Federal	\$0	\$0	\$1,033	\$0	\$0	\$11,874	\$7,010	\$19,916	
State	\$0	\$3,565	\$5,357	\$9,287	\$8,074	\$0	\$880	\$27,163	
TOTAL	\$0	\$3,565	\$6,390	\$9,287	\$8,074	\$11,874	\$7,890	\$47,079	

ROUTE: 0095	PROJECT NAME				PROGRAM/SYSTEM	MPO Area			
UPC: 121723	#ITTF23 I-95 RAMP METERING ROUTE 123 NORTHBOUND ON RAMP				Interstate	Northern Virginia			
REPORT NOTE: Revised schedule required									
Street Name: I-95						Start (CY)	Budget	Expenditure	
Jurisdiction: Prince William County						PE	2023	\$319	\$0
Description: FROM: VARIOUS TO: VARIOUS						RW			
Scope: Reconstruction w/o Added Capacity						CN	2026	\$2,128	\$0
						Total		\$2,447	\$0
Service Area / Fund	Previous	FY2023	FY2024	FY2025	FY2026	FY2027	FY2028	Total	
High Priority Projects									
ITTF	\$0	\$500	\$344	\$0	\$0	\$0	\$0	\$844	
Specialized State and Federal									
MPO CMAQ	\$0	\$0	\$1,603	\$0	\$0	\$0	\$0	\$1,603	
TOTAL	\$0	\$500	\$1,947	\$0	\$0	\$0	\$0	\$2,447	

ROUTE: 0120	PROJECT NAME				PROGRAM/SYSTEM	MPO Area			
UPC: 111691	#SGR18VB - NORTH GLEBE ROAD OVER PIMMIT RUN - Fed 217				Primary	Northern Virginia			
REPORT NOTE: Revised schedule required									
Street Name: Glebe Road						Start (CY)	Budget	Expenditure	
Jurisdiction: Arlington County						PE			
Description: FROM: Pimmit Run TO: Pimmit Run (0.0700 MI)						RW			
Scope: Bridge Rehab w/o Added Capacity						CN	2020	\$6,388	\$5,645
						Total		\$6,388	\$5,645
Service Area / Fund	Previous	FY2023	FY2024	FY2025	FY2026	FY2027	FY2028	Total	
State of Good Repair									
Federal	\$4,210	\$2,117	\$0	\$0	\$0	\$0	\$0	\$6,327	
State	\$61	\$0	\$0	\$0	\$0	\$0	\$0	\$61	
TOTAL	\$4,271	\$2,117	\$0	\$0	\$0	\$0	\$0	\$6,388	

ROUTE: 0123	PROJECT NAME				PROGRAM/SYSTEM	MPO Area			
UPC: 109297	#HB2.FY17 MAPLE AVE AND PARK ST SIGNAL RECONSTRUCTION				Urban	Northern Virginia			
REPORT NOTE: Locally Administered.									
Street Name: MAPLE AVENUE						Start (CY)	Budget	Expenditure	
Jurisdiction: Vienna						PE	2016	\$77	\$67
Description: FROM: INTERSECTION OF MAPLE AVENUE E TO: AND PARK STREET						RW	2018	\$108	\$40
Scope: Traffic Management/Engineering						CN	2021	\$753	\$0
						Total		\$938	\$107
Service Area / Fund	Previous	FY2023	FY2024	FY2025	FY2026	FY2027	FY2028	Total	
District Grant Program									
Federal	\$900	\$0	\$0	\$0	\$0	\$0	\$0	\$900	
Other Funds									
Other	\$38	\$0	\$0	\$0	\$0	\$0	\$0	\$38	
TOTAL	\$938	\$0	\$0	\$0	\$0	\$0	\$0	\$938	

ROUTE: 0123	PROJECT NAME				PROGRAM/SYSTEM		MPO Area		
UPC: 111471	#SMART18 - ROUTE 123 AND ROUTE 243 SIGNAL UPGRADES				Urban		Northern Virginia		
REPORT NOTE: Balance to be addressed at award									
Street Name:	MAPLE AVENUE AND NUTLEY STREET						Start (CY)	Budget	Expenditure
Jurisdiction:	Vienna				PE		2017	\$306	\$276
Description:	FROM: MAPLE AVENUE CORRIDOR TO: NUTLEY STREET CORRIDOR				RW		2022	\$1	\$1
Scope:	Traffic Management/Engineering				CN		2023	\$2,186	\$0
							Total	\$2,493	\$277
Service Area / Fund	Previous	FY2023	FY2024	FY2025	FY2026	FY2027	FY2028	Total	
District Grant Program									
Federal	\$0	\$1,179	\$0	\$0	\$0	\$0	\$0	\$1,179	
Specialized State and Federal									
Federal	\$18	\$0	\$0	\$0	\$0	\$0	\$0	\$18	
Match	\$5	\$0	\$0	\$0	\$0	\$0	\$0	\$5	
MPO CMAQ	\$1,012	\$0	\$0	\$0	\$0	\$0	\$0	\$1,012	
MPO RSTP	\$262	\$0	\$0	\$0	\$0	\$0	\$0	\$262	
Other Funds									
Other	\$49	\$0	\$0	\$0	\$0	\$0	\$0	\$49	
TOTAL	\$1,346	\$1,179	\$0	\$0	\$0	\$0	\$0	\$2,525	

ROUTE: 0123	PROJECT NAME				PROGRAM/SYSTEM		MPO Area		
UPC: 119089	#SMART22 - CHAIN BRIDGE ROAD SIDEWALK AND BUS STOP IMPROV				Urban		Northern Virginia		
REPORT NOTE: Revised schedule required									
Street Name:	Chain Bridge Rd.						Start (CY)	Budget	Expenditure
Jurisdiction:	Fairfax				PE		2022	\$1,039	\$0
Description:	FROM: Taba Cove TO: Warwick Ave (29.2800 MI)				RW		2025	\$2,470	\$0
Scope:	Facilities for Pedestrians and Bicycles				CN		2026	\$5,744	\$0
							Total	\$9,254	\$0
Service Area / Fund	Previous	FY2023	FY2024	FY2025	FY2026	FY2027	FY2028	Total	
District Grant Program									
Federal	\$3,986	\$0	\$2,511	\$850	\$0	\$0	\$0	\$7,347	
State	\$425	\$453	\$1,029	\$0	\$0	\$0	\$0	\$1,907	
TOTAL	\$4,411	\$453	\$3,540	\$850	\$0	\$0	\$0	\$9,254	

ROUTE: 0123	PROJECT NAME				PROGRAM/SYSTEM		MPO Area		
UPC: 119091	ROUTE 1/123 INTERCHANGE PH2				Primary		Northern Virginia		
Street Name:	GORDON BLVD						Start (CY)	Budget	Expenditure
Jurisdiction:	Prince William County				PE		2027	\$5,500	\$0
Description:	FROM: HORNER ROAD TO: BELMONT BAY DRIVE				RW		2030	\$3,000	\$0
Scope:	Reconstruction w/ Added Capacity				CN		2031	\$58,584	\$0
							Total	\$67,084	\$0
Service Area / Fund	Previous	FY2023	FY2024	FY2025	FY2026	FY2027	FY2028	Total	
Specialized State and Federal									
MPO RSTP	\$0	\$0	\$0	\$0	\$0	\$7,532	\$0	\$7,532	

ROUTE: 0123		PROJECT NAME				PROGRAM/SYSTEM		MPO Area	
UPC:	119364	RTE 123 AND OLD BRIDGE ROAD INTERSECTION IMPROVEMENTS				Primary		Northern Virginia	
Street Name:	GORDON BLVD					Start (CY)	Budget	Expenditure	
Jurisdiction:	Prince William County					PE	2023	\$4,000	\$0
Description:	FROM: I-95 South Exit 160 TO: Old Bridge Commuter Lot Entrance					RW	2027	\$8,000	\$0
Scope:	Reconstruction w/o Added Capacity					CN	2028	\$18,000	\$0
						Total		\$30,000	\$0
Service Area / Fund	Previous	FY2023	FY2024	FY2025	FY2026	FY2027	FY2028	Total	
Specialized State and Federal									
MPO RSTP	\$0	\$0	\$0	\$0	\$0	\$4,951	\$4,232	\$9,183	
Revenue Sharing									
State	\$0	\$0	\$0	\$1,986	\$1,970	\$0	\$0	\$3,956	
Local	\$0	\$0	\$0	\$1,986	\$1,970	\$0	\$0	\$3,956	
TOTAL	\$0	\$0	\$0	\$3,971	\$3,941	\$4,951	\$4,232	\$17,095	

ROUTE: 0213		PROJECT NAME (NEW)				PROGRAM/SYSTEM		MPO Area	
UPC:	T26774	MANASSAS PARK SIGNALIZATION				Urban		Northern Virginia	
Street Name:	Manassas Drive					Start (CY)	Budget	Expenditure	
Jurisdiction:	Manassas Park					PE	2027	\$500	\$0
Description:	FROM: Signal / Andrew Dr TO: Polk/Maplewood Dr (0.7540 MI)					RW			
Scope:	Preliminary Engineering					CN			
						Total		\$500	\$0
Service Area / Fund	Previous	FY2023	FY2024	FY2025	FY2026	FY2027	FY2028	Total	
Specialized State and Federal									
MPO CMAQ	\$0	\$0	\$0	\$0	\$0	\$0	\$500	\$500	

ROUTE: 0213		PROJECT NAME				PROGRAM/SYSTEM		MPO Area	
UPC:	118315	MANASSAS DRIVE OVER RUSSIA BRANCH				Urban		Northern Virginia	
Street Name:	MANASSAS DRIVE					Start (CY)	Budget	Expenditure	
Jurisdiction:	Manassas Park					PE	2022	\$0	\$0
Description:	FROM: 0.02 miles south of Railroad Drive TO: 0.04 miles south of Railroad Drive					RW			
Scope:	Bridge Replacement w/o Added Capacity					CN	2022	\$3,394	\$0
						Total		\$3,394	\$0
Service Area / Fund	Previous	FY2023	FY2024	FY2025	FY2026	FY2027	FY2028	Total	
Revenue Sharing									
State	\$250	\$1,197	\$0	\$0	\$0	\$0	\$0	\$1,447	
Local	\$250	\$1,197	\$0	\$0	\$0	\$0	\$0	\$1,447	
Other Funds									
Other	\$500	\$0	\$0	\$0	\$0	\$0	\$0	\$500	
TOTAL	\$1,000	\$2,394	\$0	\$0	\$0	\$0	\$0	\$3,394	

ROUTE: 0234	PROJECT NAME					PROGRAM/SYSTEM	MPO Area			
UPC: 109293	#HB2.FY17 SUDLEY ROAD NB WIDENING					Urban	Northern Virginia			
REPORT NOTE: Locally Administered										
Street Name:	SUDLEY ROAD						Start (CY)	Budget	Expenditure	
Jurisdiction:	Manassas					PE	2017	\$1,230	\$1,086	
Description:	FROM: GRANT AVENUE TO: FORTROSE DRIVE, JUST NORTH OF GODWIN DR (1.1500 MI)					RW	2022	\$250	\$0	
Scope:	Reconstruction w/ Added Capacity					CN	2022	\$6,950	\$0	
						Total		\$8,430	\$1,086	
Service Area / Fund	Previous	FY2023	FY2024	FY2025	FY2026	FY2027	FY2028	Total		
District Grant Program										
Federal	\$730	\$0	\$0	\$0	\$0	\$0	\$0	\$0	\$730	
State	\$6,670	\$0	\$0	\$0	\$0	\$0	\$0	\$0	\$6,670	
Specialized State and Federal										
MPO RSTP	\$1,030	\$0	\$0	\$0	\$0	\$0	\$0	\$0	\$1,030	
TOTAL	\$8,430	\$0	\$0	\$0	\$0	\$0	\$0	\$0	\$8,430	

ROUTE: 0234	PROJECT NAME					PROGRAM/SYSTEM	MPO Area			
UPC: 113192	DUMFRIES ROAD SHARED USE PATH					Urban	Northern Virginia			
REPORT NOTE:										
Street Name:	Dumfries						Start (CY)	Budget	Expenditure	
Jurisdiction:	Manassas					PE	2019	\$107	\$64	
Description:	FROM: Hastings Drive TO: Donner Drive					RW	2020	\$24	\$14	
Scope:	Facilities for Pedestrians and Bicycles					CN	2021	\$960	\$354	
						Total		\$1,091	\$431	
Service Area / Fund	Previous	FY2023	FY2024	FY2025	FY2026	FY2027	FY2028	Total		
Revenue Sharing										
State	\$306	\$125	\$0	\$0	\$0	\$0	\$0	\$0	\$431	
Local	\$306	\$125	\$0	\$0	\$0	\$0	\$0	\$0	\$431	
Other Funds										
Other	\$228	\$0	\$0	\$0	\$0	\$0	\$0	\$0	\$228	
TOTAL	\$840	\$250	\$0	\$0	\$0	\$0	\$0	\$0	\$1,091	

ROUTE: 0234	PROJECT NAME					PROGRAM/SYSTEM	MPO Area			
UPC: 118308	DUMFRIES ROAD SIDEWALK INFILL					Urban	Northern Virginia			
REPORT NOTE: Revised estimate and/or schedule required.										
Street Name:	Dumfries Road						Start (CY)	Budget	Expenditure	
Jurisdiction:	Manassas					PE	2025	\$90	\$0	
Description:	FROM: Hastings Drive TO: Milic Street					RW	2027	\$26	\$0	
Scope:	Facilities for Pedestrians and Bicycles					CN	2028	\$391	\$0	
						Total		\$507	\$0	
Service Area / Fund	Previous	FY2023	FY2024	FY2025	FY2026	FY2027	FY2028	Total		
Revenue Sharing										
State	\$45	\$77	\$77	\$0	\$0	\$0	\$0	\$0	\$200	
Local	\$45	\$77	\$77	\$0	\$0	\$0	\$0	\$0	\$200	
TOTAL	\$90	\$155	\$155	\$0	\$0	\$0	\$0	\$0	\$400	

ROUTE: 0234	PROJECT NAME				PROGRAM/SYSTEM		MPO Area		
UPC: 118309	GRANT AVENUE				Urban		Northern Virginia		
Street Name:	Grant Avenue						Start (CY)	Budget	Expenditure
Jurisdiction:	Manassas				PE		2021	\$36	\$0
Description:	FROM: Lee Avenue TO: Wellington Road				RW				
Scope:	Reconstruction w/o Added Capacity				CN		2022	\$7,100	\$0
							Total	\$7,136	\$0
Service Area / Fund	Previous	FY2023	FY2024	FY2025	FY2026	FY2027	FY2028	Total	
Revenue Sharing									
State	\$1,003	\$1,008	\$1,200	\$0	\$0	\$0	\$0	\$3,211	
Local	\$1,003	\$1,008	\$1,200	\$0	\$0	\$0	\$0	\$3,211	
TOTAL	\$2,007	\$2,016	\$2,400	\$0	\$0	\$0	\$0	\$6,423	

ROUTE: 0235	PROJECT NAME				PROGRAM/SYSTEM		MPO Area		
UPC: 120508	#SMART18 - EAST ELDEN STREET - DUCT BANK FOR FUTURE RELOC				Urban		Northern Virginia		
Street Name:	EAST ELDEN STREET						Start (CY)	Budget	Expenditure
Jurisdiction:	Herndon				PE				
Description:	FROM: Monroe Street (Route 228) TO: 0.006 miles West of Town of Herndon limits (1.0200 MI)				RW				
Scope:	Utilities				CN		2022	\$12,671	\$0
							Total	\$12,671	\$0
Service Area / Fund	Previous	FY2023	FY2024	FY2025	FY2026	FY2027	FY2028	Total	
High Priority Projects									
State	\$0	\$1,081	\$0	\$0	\$0	\$0	\$0	\$1,081	
Other Funds									
NVTA	\$10,400	\$0	\$0	\$0	\$0	\$0	\$0	\$10,400	
Other	\$0	\$1,190	\$0	\$0	\$0	\$0	\$0	\$1,190	
TOTAL	\$10,400	\$2,271	\$0	\$0	\$0	\$0	\$0	\$12,671	

ROUTE: 0236	PROJECT NAME				PROGRAM/SYSTEM		MPO Area	
UPC: T25324	DUKE STREET BRT TRANSITWAY OPERATIONS FY27-FY28				Urban		Northern Virginia	
Street Name:	DUKE STREET							
Jurisdiction:	Alexandria							
Description:	FROM: KING ST - OLD TOWN METRORAIL STATION TO: LANDMARK MALL (FUTURE TRANSIT STATION)							
Scope:	Transit							
Service Area / Fund	Previous	FY2023	FY2024	FY2025	FY2026	FY2027	FY2028	Total
Specialized State and Federal								
MPO CMAQ	\$0	\$0	\$0	\$0	\$0	\$3,715	\$3,300	\$7,015

ROUTE: 0236	PROJECT NAME				PROGRAM/SYSTEM		MPO Area		
UPC: 109307	#HB2.FY17 TRAFFIC ADAPTIVE SIGNAL CONTROL				Urban		Northern Virginia		
REPORT NOTE: Locally Administered.									
Street Name:	VARIOUS						Start (CY)	Budget	Expenditure
Jurisdiction:	Alexandria				PE		2016	\$1,000	\$504
Description:	FROM: CITYWIDE TO: CITYWIDE				RW				
Scope:	Traffic Management/Engineering				CN		2022	\$6,000	\$0
							Total	\$7,000	\$504
Service Area / Fund	Previous	FY2023	FY2024	FY2025	FY2026	FY2027	FY2028	Total	
District Grant Program									
State	\$7,000	\$0	\$0	\$0	\$0	\$0	\$0	\$7,000	

ROUTE: 0236		PROJECT NAME				PROGRAM/SYSTEM		MPO Area	
UPC:	110032	#SGR17VB - MAJOR BRIDGE REHABILITATION AT RT 236 OVER I-395				Primary		Northern Virginia	
REPORT NOTE: Balance to be addressed at award.									
Street Name:	Duke Street					Start (CY)	Budget	Expenditure	
Jurisdiction:	Alexandria					PE	2016	\$1,299	\$1,259
Description:	FROM: 0.06 Mi West of I-395 TO: 0.08 Mi East of I-395 (0.2000 MI)					RW			
Scope:	Bridge Rehab w/o Added Capacity					CN	2021	\$15,380	\$3,317
						Total		\$16,678	\$4,576
Service Area / Fund	Previous	FY2023	FY2024	FY2025	FY2026	FY2027	FY2028	Total	
State of Good Repair									
Federal	\$2,701	\$2,526	\$3,240	\$0	\$0	\$0	\$0	\$8,467	
State	\$1,113	\$842	\$1,368	\$0	\$0	\$0	\$0	\$3,324	
Specialized State and Federal									
Local	\$110	\$0	\$0	\$0	\$0	\$0	\$0	\$110	
Legacy CN Formula									
State	\$3,945	\$0	\$0	\$0	\$0	\$0	\$0	\$3,945	
TOTAL	\$7,869	\$3,368	\$4,608	\$0	\$0	\$0	\$0	\$15,846	

ROUTE: 0236		PROJECT NAME				PROGRAM/SYSTEM		MPO Area	
UPC:	115531	#SMART20 - SAFETY AND CAPACITY ENHANCEMENTS				Urban		Northern Virginia	
Street Name:	DUKE STREET AND WEST TAYLOR RUN					Start (CY)	Budget	Expenditure	
Jurisdiction:	Alexandria					PE	2019	\$521	\$13
Description:	FROM: Duke Street 100' West of W Taylor Run Pkwy TO: Duke and Dove Street					RW	2024	\$450	\$0
Scope:	Safety					CN	2025	\$4,775	\$0
						Total		\$5,745	\$13
Service Area / Fund	Previous	FY2023	FY2024	FY2025	FY2026	FY2027	FY2028	Total	
District Grant Program									
Federal	\$521	\$0	\$0	\$0	\$1,335	\$0	\$0	\$1,855	
State	\$1,319	\$701	\$1,390	\$0	\$480	\$0	\$0	\$3,890	
TOTAL	\$1,840	\$701	\$1,390	\$0	\$1,815	\$0	\$0	\$5,745	

ROUTE: 0237		PROJECT NAME				PROGRAM/SYSTEM		MPO Area	
UPC:	109749	#HB2.FY17 BALLSTON-MU METRORAIL STATION WEST ENTRANCE				Transit		Northern Virginia	
Street Name:	BALLSTON-MU METRORAIL STATION WEST					Start (CY)	Budget	Expenditure	
Jurisdiction:	Arlington County					PE	2017	\$14,800	\$0
Description:	FROM: BALLSTON-MU METRORAIL STATION WEST TO: BALLSTON-MU METRORAIL STATION WEST					RW	2019	\$500	\$0
Scope:	Transit					CN	2019	\$74,550	\$0
						Total		\$89,850	\$0
Service Area / Fund	Previous	FY2023	FY2024	FY2025	FY2026	FY2027	FY2028	Total	
District Grant Program									
State	\$10,000	\$0	\$0	\$0	\$0	\$0	\$0	\$10,000	
Other Funds									
Other	\$79,850	\$0	\$0	\$0	\$0	\$0	\$0	\$79,850	
TOTAL	\$89,850	\$0	\$0	\$0	\$0	\$0	\$0	\$89,850	

ROUTE: 0237		PROJECT NAME				PROGRAM/SYSTEM		MPO Area	
UPC:	115547	#SMART20 - PICKETT TRAIL CONNECTOR				Urban		Northern Virginia	
Street Name:	Pickett Road					Start (CY)		Budget	Expenditure
Jurisdiction:	Fairfax					PE	2020	\$797	\$479
Description:	FROM: Thaiss Memorial Park TO: Rte 50					RW	2023	\$235	\$0
Scope:	Facilities for Pedestrians and Bicycles					CN	2024	\$4,933	\$0
						Total		\$5,965	\$479
Service Area / Fund	Previous	FY2023	FY2024	FY2025	FY2026	FY2027	FY2028	Total	
District Grant Program									
State	\$1,458	\$990	\$2,009	\$1,508	\$0	\$0	\$0	\$5,965	

ROUTE: 0237		PROJECT NAME				PROGRAM/SYSTEM		MPO Area	
UPC:	119069	#SMART22 - S. WASH BUS STOP EXPANSION ACCESS TO TRANSIT				Urban		Northern Virginia	
Street Name:	SOUTH WASHINGTON ST.					Start (CY)		Budget	Expenditure
Jurisdiction:	Falls Church					PE	2025	\$802	\$0
Description:	FROM: Int of S. Maple Ave TO: Int of Graham Rd					RW	2027	\$1,894	\$0
Scope:	Facilities for Pedestrians and Bicycles					CN	2028	\$3,703	\$0
						Total		\$6,399	\$0
Service Area / Fund	Previous	FY2023	FY2024	FY2025	FY2026	FY2027	FY2028	Total	
District Grant Program									
Federal	\$0	\$0	\$0	\$850	\$2,407	\$3,140	\$0	\$6,397	
State	\$0	\$0	\$0	\$0	\$0	\$2	\$0	\$2	
TOTAL	\$0	\$0	\$0	\$850	\$2,407	\$3,142	\$0	\$6,399	

ROUTE: 0244		PROJECT NAME				PROGRAM/SYSTEM		MPO Area	
UPC:	111656	#SMART18 - COLUMBIA PIKE SMART CORRIDOR				Urban		Northern Virginia	
Street Name:	Columbia Pike					Start (CY)		Budget	Expenditure
Jurisdiction:	Arlington County					PE			
Description:	FROM: Various TO: Various					RW			
Scope:	Facilities for Pedestrians and Bicycles					CN	2022	\$1,099	\$0
						Total		\$1,099	\$0
Service Area / Fund	Previous	FY2023	FY2024	FY2025	FY2026	FY2027	FY2028	Total	
District Grant Program									
State	\$1,099	\$0	\$0	\$0	\$0	\$0	\$0	\$1,099	

ROUTE: 0267		PROJECT NAME				PROGRAM/SYSTEM		MPO Area	
UPC:	112296	LOUDOUN COUNTY METRO STATION -B ICYCLE & PEDESTRIAN ACCESS				Other		Northern Virginia	
Street Name:	Dulles Greenway Toll Road					Start (CY)		Budget	Expenditure
Jurisdiction:	Loudoun County					PE			
Description:	FROM: Rte 606 TO: Rte 772 (3.0000 MI)					RW			
Scope:	Facilities for Pedestrians and Bicycles					CN			
Service Area / Fund	Previous	FY2023	FY2024	FY2025	FY2026	FY2027	FY2028	Total	
Specialized State and Federal									
Federal	\$0	\$217	\$0	\$0	\$0	\$0	\$0	\$217	
Match	\$0	\$54	\$0	\$0	\$0	\$0	\$0	\$54	
MPO CMAQ	\$1,099	\$0	\$0	\$223	\$0	\$0	\$0	\$1,322	
MPO RSTP	\$21	\$0	\$0	\$6,952	\$0	\$0	\$0	\$6,973	
Other Funds									
Other	\$247	\$0	\$0	\$0	\$0	\$0	\$0	\$247	
TOTAL	\$1,366	\$271	\$0	\$7,175	\$0	\$0	\$0	\$8,813	

ROUTE:	PROJECT NAME				PROGRAM/SYSTEM	MPO Area			
0286	RTE 286 (FAIRFAX COUNTY PARWAY) - WIDEN FROM 4 TO 6 LANES				Primary	Northern Virginia			
UPC:	107937								
REPORT NOTE: Revised estimate and/or schedule required.									
Street Name:	FAIRFAX COUNTY PARKWAY					Start (CY)	Budget	Expenditure	
Jurisdiction:	Fairfax County					PE	2016	\$14,000	\$13,600
Description:	FROM: 0.25 Miles South of Nomes Court TO: 0.62 Miles North of Lee Highway (Route 29) (4.1660 MI)					RW	2022	\$9,700	\$0
Scope:	Reconstruction w/ Added Capacity					CN	2024	\$182,189	\$0
						Total		\$205,889	\$13,600
Service Area / Fund	Previous	FY2023	FY2024	FY2025	FY2026	FY2027	FY2028	Total	
Specialized State and Federal									
MPO RSTP	\$0	\$2,500	\$4,191	\$1,000	\$0	\$7,510	\$0	\$15,201	
Local	\$4,330	\$0	\$0	\$0	\$0	\$0	\$0	\$4,330	
Revenue Sharing									
State	\$0	\$2,000	\$2,943	\$2,628	\$2,429	\$0	\$0	\$10,000	
Local	\$0	\$2,000	\$2,943	\$2,628	\$2,429	\$0	\$0	\$10,000	
Other Funds									
NVTA	\$28,285	\$11,250	\$11,250	\$37,400	\$0	\$0	\$0	\$88,185	
TOTAL	\$32,615	\$17,750	\$21,326	\$43,656	\$4,858	\$7,510	\$0	\$127,715	

ROUTE:	PROJECT NAME				PROGRAM/SYSTEM	MPO Area			
0286	#SMART18 - VA 286 - POPES HEAD ROAD INTERCHANGE				Primary	Northern Virginia			
UPC:	111725								
REPORT NOTE: Balance to be addressed at award									
Street Name:	FAIRFAX COUNTY PARKWAY					Start (CY)	Budget	Expenditure	
Jurisdiction:	Fairfax County					PE	2021	\$3,700	\$816
Description:	FROM: 0.83 Mi. S. of Rte. 654 Popes Head Road TO: 0.95 Mi. N. of Rte. 654 Popes Head Road (1.7800 MI)					RW	2021	\$10,511	\$1,458
Scope:	Reconstruction w/ Added Capacity					CN	2023	\$73,373	\$0
						Total		\$87,585	\$2,274
Service Area / Fund	Previous	FY2023	FY2024	FY2025	FY2026	FY2027	FY2028	Total	
High Priority Projects									
Federal	\$0	\$0	\$25,665	\$10,318	\$0	\$0	\$0	\$35,983	
State	\$0	\$6,543	\$0	\$0	\$0	\$0	\$0	\$6,543	
GARVEE	\$8,033	\$0	\$0	\$0	\$0	\$0	\$0	\$8,033	
Other Funds									
NVTA	\$36,215	\$0	\$0	\$0	\$0	\$0	\$0	\$36,215	
TOTAL	\$44,247	\$6,543	\$25,665	\$10,318	\$0	\$0	\$0	\$86,773	

ROUTE:	PROJECT NAME				PROGRAM/SYSTEM	MPO Area			
0286	#SMART18 - VA286 POPES HEAD RD INTERCHGE GARVEE DEBT SERVICE				Primary	Northern Virginia			
UPC:	111987								
Street Name:	Various								
Jurisdiction:	Fairfax County								
Description:	FROM: Various TO: Various								
Scope:									
Service Area / Fund	Previous	FY2023	FY2024	FY2025	FY2026	FY2027	FY2028	Total	
Debt Service									
Federal	\$0	\$368	\$729	\$730	\$730	\$730	\$730	\$4,016	

ROUTE:	0294	PROJECT NAME (NEW)	PROGRAM/SYSTEM				MPO Area		
UPC:	T26691	PRINCE WILLIAM PARKWAY / MINNIEVILLE ROAD INTERCHANGE	Primary				Northern Virginia		
Street Name:	Prince William Parkway (Route 294)					Start (CY)	Budget	Expenditure	
Jurisdiction:	Prince William County					PE	2023	\$10,000	\$0
Description:	FROM: Elm Farm Road TO: Golansky Blvd					RW	2027	\$10,000	\$0
Scope:	Reconstruction w/o Added Capacity					CN	2027	\$50,000	\$0
						Total	\$70,000	\$0	
Service Area / Fund	Previous	FY2023	FY2024	FY2025	FY2026	FY2027	FY2028	Total	
Specialized State and Federal									
MPO RSTP	\$0	\$0	\$0	\$0	\$0	\$0	\$3,531	\$3,531	

ROUTE:	0294	PROJECT NAME	PROGRAM/SYSTEM				MPO Area		
UPC:	112463	PRINCE WILLIAM PARKWAY SIDEWALK	Secondary				Northern Virginia		
Street Name:	Prince William Parkway					Start (CY)	Budget	Expenditure	
Jurisdiction:	Prince William County					PE	2023	\$0	\$0
Description:	FROM: Summerland Drive TO: Horner Road Commuter Lot (0.6400 MI)					RW	2025	\$0	\$0
Scope:	Facilities for Pedestrians and Bicycles					CN	2027	\$1,100	\$0
						Total	\$1,100	\$0	
Service Area / Fund	Previous	FY2023	FY2024	FY2025	FY2026	FY2027	FY2028	Total	
Specialized State and Federal									
MPO CMAQ	\$0	\$1,369	\$0	\$0	\$0	\$0	\$0	\$1,369	

ROUTE:	0294	PROJECT NAME	PROGRAM/SYSTEM				MPO Area		
UPC:	119073	#SMART22 - ROUTE 294 AND OLD BRIDGE ROAD INTERSECTION IMPROV	Primary				Northern Virginia		
Street Name:	Prince William Pkwy and Old Bridge Rd					Start (CY)	Budget	Expenditure	
Jurisdiction:	Prince William County					PE	2022	\$2,627	\$0
Description:	FROM: Prince William Pkwy and Old Bridge Rd TO: Prince William Pkwy					RW	2024	\$8,551	\$0
Scope:	Reconstruction w/o Added Capacity					CN	2025	\$22,776	\$0
						Total	\$33,954	\$0	
Service Area / Fund	Previous	FY2023	FY2024	FY2025	FY2026	FY2027	FY2028	Total	
High Priority Projects									
Federal	\$0	\$0	\$10,000	\$6,551	\$0	\$0	\$0	\$16,551	
State	\$0	\$11,070	\$0	\$449	\$0	\$0	\$0	\$11,519	
GARVEE	\$5,884	\$0	\$0	\$0	\$0	\$0	\$0	\$5,884	
TOTAL	\$5,884	\$11,070	\$10,000	\$7,000	\$0	\$0	\$0	\$33,954	

ROUTE:	0338	PROJECT NAME (NEW)	PROGRAM/SYSTEM				MPO Area		
UPC:	121750	HILLWOOD & ANNANDALE INTERSECTION IMPROVEMENTS	Primary				Northern Virginia		
Jurisdiction:	Falls Church					Start (CY)	Budget	Expenditure	
Description:	FROM: HILLWOOD AVENUE TO: E ANNANDALE ROAD					PE	2028	\$438	\$0
Scope:	Reconstruction w/o Added Capacity					RW	2030	\$202	\$0
						CN	2030	\$2,576	\$0
						Total	\$3,216	\$0	
Service Area / Fund	Previous	FY2023	FY2024	FY2025	FY2026	FY2027	FY2028	Total	
Revenue Sharing									
State	\$0	\$0	\$0	\$636	\$636	\$0	\$0	\$1,272	
Local	\$0	\$0	\$0	\$636	\$636	\$0	\$0	\$1,272	
TOTAL	\$0	\$0	\$0	\$1,272	\$1,272	\$0	\$0	\$2,545	

ROUTE: 0395		PROJECT NAME (NEW)				PROGRAM/SYSTEM		MPO Area		
UPC:	T26814	#SGR23VB-RTE0 S.ABINGDON STOVER I-395 BRIDGE REHAB(FED ID 5)				Urban		Northern Virginia		
Street Name:	SOUTH ABINGDON STREET						Start (CY)	Budget	Expenditure	
Jurisdiction:	Arlington County						PE			
Description:	FROM: 34th STREET S. TO: S. ABINGDON STREET (0.1080 MI)						RW			
Scope:	Bridge Rehab w/o Added Capacity						CN	2023	\$9,550	\$0
							Total		\$9,550	\$0
Service Area / Fund	Previous	FY2023	FY2024	FY2025	FY2026	FY2027	FY2028	Total		
State of Good Repair										
Federal	\$0	\$0	\$2,000	\$2,001	\$0	\$0	\$0	\$4,001		
State	\$649	\$3,036	\$1,561	\$304	\$0	\$0	\$0	\$5,549		
TOTAL	\$649	\$3,036	\$3,561	\$2,304	\$0	\$0	\$0	\$9,550		

ROUTE: 0395		PROJECT NAME (NEW)				PROGRAM/SYSTEM		MPO Area		
UPC:	T26629	#BF - NOVA YEAR 4 IJJA 2				Interstate		Northern Virginia		
REPORT NOTE: Revised schedule required										
Street Name:	I-395						Start (CY)	Budget	Expenditure	
Jurisdiction:	Arlington County						PE	2024	\$206	\$0
Description:							RW			
Scope:	Bridge Rehab w/o Added Capacity						CN	2027	\$1,860	\$0
							Total		\$2,066	\$0
Service Area / Fund	Previous	FY2023	FY2024	FY2025	FY2026	FY2027	FY2028	Total		
Specialized State and Federal										
Federal	\$0	\$0	\$654	\$754	\$658	\$0	\$0	\$2,066		

ROUTE: 0395		PROJECT NAME (NEW)				PROGRAM/SYSTEM		MPO Area		
UPC:	121698	#ITTF23 DYNAMIC RAMP METERING I-66 & I-395				Interstate		Northern Virginia		
Street Name:	I-395 and I-66						Start (CY)	Budget	Expenditure	
Jurisdiction:	Multi-jurisdictional: Northern Virginia MPO						PE	2022	\$1,100	\$0
Description:	FROM: I-495 TO: DC line (10.5300 MI)						RW			
Scope:	Traffic Management/Engineering						CN			
							Total		\$1,100	\$0
Service Area / Fund	Previous	FY2023	FY2024	FY2025	FY2026	FY2027	FY2028	Total		
High Priority Projects										
ITTF	\$0	\$500	\$600	\$0	\$0	\$0	\$0	\$1,100		

ROUTE: 0395		PROJECT NAME (NEW)				PROGRAM/SYSTEM		MPO Area		
UPC:	121702	#BF - NOVA YEAR 2 IJJA 1				Interstate		Northern Virginia		
Street Name:	I-395						Start (CY)	Budget	Expenditure	
Jurisdiction:	Arlington County						PE	2022	\$158	\$0
Description:	FROM: I-395 TO: I-395 (10.1100 MI)						RW			
Scope:	Bridge Replacement w/o Added Capacity						CN	2023	\$5,112	\$0
							Total		\$5,270	\$0
Service Area / Fund	Previous	FY2023	FY2024	FY2025	FY2026	FY2027	FY2028	Total		
Specialized State and Federal										
Federal	\$0	\$1,634	\$2,001	\$1,635	\$0	\$0	\$0	\$5,270		

ROUTE: 0401	PROJECT NAME		PROGRAM/SYSTEM				MPO Area	
UPC: 118917	#SMART22 - LANDMARK MALL TRANSIT CENTER		Urban				Northern Virginia	
Street Name:	N Van Dorm Street		Start (CY)		Budget	Expenditure		
Jurisdiction:	Alexandria		PE	2027	\$1,562	\$0		
Description:	FROM: Landmark Mall TO: Landmark Mall (0.3400 MI)		RW	2027	\$1,301	\$0		
Scope:	Transit		CN	2028	\$10,134	\$0		
			Total		\$12,997	\$0		
Service Area / Fund	Previous	FY2023	FY2024	FY2025	FY2026	FY2027	FY2028	Total
District Grant Program								
Federal	\$0	\$0	\$0	\$0	\$6,257	\$6,314	\$0	\$12,570
State	\$0	\$0	\$0	\$0	\$0	\$427	\$0	\$427
TOTAL	\$0	\$0	\$0	\$0	\$6,257	\$6,740	\$0	\$12,997

ROUTE: 0401	PROJECT NAME (NEW)		PROGRAM/SYSTEM				MPO Area	
UPC: 121545	#SGR23LP - SOUTH VAN DORN STREET (RTE 401) FK40		Primary				Northern Virginia	
Street Name:	SOUTH VAN DORN STREET		Start (CY)		Budget	Expenditure		
Jurisdiction:	Alexandria		PE	2023	\$5	\$0		
Description:	FROM: EISENHOWER AVENUE TO: SOUTH VAN DORN STREET TRAIL		RW					
Scope:	Resurfacing		CN	2025	\$87	\$0		
			Total		\$92	\$0		
Service Area / Fund	Previous	FY2023	FY2024	FY2025	FY2026	FY2027	FY2028	Total
State of Good Repair								
State	\$0	\$92	\$0	\$0	\$0	\$0	\$0	\$92

ROUTE: 0401	PROJECT NAME (NEW)		PROGRAM/SYSTEM				MPO Area	
UPC: 121546	#SGR23LP - S VAN DORN STREET (RTE 401) MILL AND REPAVE FK42		Primary				Northern Virginia	
REPORT NOTE: Revised schedule required								
Street Name:	SOUTH VAN DORN STREET		Start (CY)		Budget	Expenditure		
Jurisdiction:	Alexandria		PE	2023	\$5	\$0		
Description:	FROM: DUKE STREET TO: HOLMES RUN PARKWAY		RW					
Scope:	Resurfacing		CN	2026	\$112	\$0		
			Total		\$117	\$0		
Service Area / Fund	Previous	FY2023	FY2024	FY2025	FY2026	FY2027	FY2028	Total
State of Good Repair								
State	\$0	\$117	\$0	\$0	\$0	\$0	\$0	\$117

ROUTE: 0495	PROJECT NAME (NEW)		PROGRAM/SYSTEM				MPO Area	
UPC: T26627	#BF - NOVA YEAR 4 IJJA 1 - I495 AND I395 RAMPS		Interstate				Northern Virginia	
REPORT NOTE: Revised schedule required								
Street Name:	I-495 & I395 Ramps		Start (CY)		Budget	Expenditure		
Jurisdiction:	Northern Virginia District-wide		PE	2024	\$246	\$0		
Description:			RW					
Scope:	Bridge Rehab w/o Added Capacity		CN	2027	\$2,217	\$0		
			Total		\$2,463	\$0		
Service Area / Fund	Previous	FY2023	FY2024	FY2025	FY2026	FY2027	FY2028	Total
Specialized State and Federal								
Federal	\$0	\$0	\$0	\$1,313	\$1,150	\$0	\$0	\$2,463

ROUTE: 0495	PROJECT NAME				PROGRAM/SYSTEM		MPO Area	
UPC: 106025	I-495 NORTHERN SECTION SHOULDER USE DEBT SERVICE				Interstate		Northern Virginia	
Jurisdiction:	Fairfax County							
Description:	FROM: South of Old Dominion Drive Overpass TO: George Washington Memorial Highway							
Scope:	Other							
Service Area / Fund	Previous	FY2023	FY2024	FY2025	FY2026	FY2027	FY2028	Total
Debt Service								
Federal	\$11,301	\$1,257	\$1,221	\$1,221	\$1,221	\$1,221	\$1,221	\$18,663

ROUTE: 0495	PROJECT NAME				PROGRAM/SYSTEM		MPO Area		
UPC: 115401	I-495 EXPRESS LANES NORTHERN EXTENSION - PHASE 1				Interstate		Northern Virginia		
REPORT NOTE: Revised schedule required.									
Street Name:	I-495						Start (CY)	Budget	Expenditure
Jurisdiction:	Fairfax County						PE		
Description:	FROM: South of Existing Express Lanes, Northern Termini TO: American Legion Bridge (3.1000 MI)						RW		
Scope:	Reconstruction w/ Added Capacity						CN		
							2021	\$559,324	\$0
							Total	\$559,324	\$0
Service Area / Fund	Previous	FY2023	FY2024	FY2025	FY2026	FY2027	FY2028	Total	
Other Funds									
Other	\$115,046	\$234,962	\$124,411	\$69,144	\$15,761	\$0	\$0	\$559,324	

ROUTE: 0495	PROJECT NAME				PROGRAM/SYSTEM		MPO Area	
UPC: 116754	#OTHERINT - I-495 NEXT PH 1- VDOT OVERSIGHT & TMP				Interstate		Northern Virginia	
Street Name:	I-495							
Jurisdiction:	Fairfax County							
Description:	FROM: S. of Existing Express Lanes, Northern Termini TO: American Legion Bridge							
Scope:	Reconstruction w/ Added Capacity							
Service Area / Fund	Previous	FY2023	FY2024	FY2025	FY2026	FY2027	FY2028	Total
Interstate Corridor Funds								
Federal	\$0	\$12,899	\$12,959	\$4,859	\$6,301	\$5,950	\$0	\$42,967
State	\$8,850	\$0	\$0	\$0	\$292	\$292	\$0	\$9,433
TOTAL	\$8,850	\$12,899	\$12,959	\$4,859	\$6,593	\$6,241	\$0	\$52,400

ROUTE: 0606	PROJECT NAME (NEW)				PROGRAM/SYSTEM		MPO Area		
UPC: 121756	NORTHSTAR BOULEVARD WIDEN TO 4 LANES				Secondary		Northern Virginia		
Jurisdiction:	Loudoun County						Start (CY)	Budget	Expenditure
Description:	FROM: TALL CEDARS PARKWAY TO: BRADDOCK ROAD						PE		
Scope:	Reconstruction w/ Added Capacity						RW		
							2023	\$2,885	\$0
							CN		
							2026	\$2,087	\$0
							2027	\$43,689	\$0
							Total	\$48,661	\$0
Service Area / Fund	Previous	FY2023	FY2024	FY2025	FY2026	FY2027	FY2028	Total	
Revenue Sharing									
State	\$0	\$0	\$0	\$792	\$790	\$0	\$0	\$1,582	
Local	\$0	\$0	\$0	\$792	\$790	\$0	\$0	\$1,582	
TOTAL	\$0	\$0	\$0	\$1,584	\$1,581	\$0	\$0	\$3,165	

ROUTE: 0611	PROJECT NAME				PROGRAM/SYSTEM		MPO Area			
UPC: 118787	#SGR21VB(FED ID 11163) RTE 611 OVER GOOSE CR BRIDGE REHAB				Secondary		Northern Virginia			
Street Name:	Saint Louis Road						Start (CY)	Budget	Expenditure	
Jurisdiction:	Loudoun County						PE	2021	\$755	\$35
Description:	FROM: 0.90 miles from US 50 TO: 0.65 miles to Rte 743 (0.1700 MI)						RW			
Scope:	Bridge Rehab w/o Added Capacity						CN	2023	\$2,948	\$0
							Total		\$3,703	\$35
Service Area / Fund	Previous	FY2023	FY2024	FY2025	FY2026	FY2027	FY2028	Total		
State of Good Repair										
Federal	\$0	\$0	\$0	\$1,800	\$0	\$0	\$0	\$1,800		
State	\$1,057	\$846	\$0	\$0	\$0	\$0	\$0	\$1,903		
TOTAL	\$1,057	\$846	\$0	\$1,800	\$0	\$0	\$0	\$3,703		

ROUTE: 0611	PROJECT NAME				PROGRAM/SYSTEM		MPO Area			
UPC: 119383	#SGR22VB(FED ID 06673) BRIDGE REPL - RTE 611 OVER POHICK CR				Secondary		Northern Virginia			
Street Name:	Old Colchester Road						Start (CY)	Budget	Expenditure	
Jurisdiction:	Fairfax County						PE	2023	\$2,225	\$0
Description:	FROM: Old Colchester Road Over Pohick CR TO: Old Colchester Road Over Pohick CR (0.2000 MI)						RW	2026	\$442	\$0
Scope:	Bridge Replacement w/o Added Capacity						CN	2027	\$10,485	\$0
							Total		\$13,152	\$0
Service Area / Fund	Previous	FY2023	FY2024	FY2025	FY2026	FY2027	FY2028	Total		
State of Good Repair										
Federal	\$103	\$500	\$500	\$4,300	\$4,145	\$0	\$0	\$9,548		
State	\$270	\$0	\$0	\$0	\$1,198	\$0	\$0	\$1,468		
Specialized State and Federal										
Federal	\$2,136	\$0	\$0	\$0	\$0	\$0	\$0	\$2,136		
TOTAL	\$2,508	\$500	\$500	\$4,300	\$5,343	\$0	\$0	\$13,152		

ROUTE: 0620	PROJECT NAME				PROGRAM/SYSTEM		MPO Area			
UPC: T21255	BRADDOCK ROAD S-CURVE				Secondary		Northern Virginia			
Street Name:	Braddock Road						Start (CY)	Budget	Expenditure	
Jurisdiction:	Fairfax County						PE	2022	\$550	\$0
Description:	FROM: Braddock Rd (appx. .04 mi W of Tre Towers Ct) TO: Old Lee Road						RW	2025	\$1,000	\$0
Scope:	Safety						CN	2026	\$2,145	\$0
							Total		\$3,695	\$0
Service Area / Fund	Previous	FY2023	FY2024	FY2025	FY2026	FY2027	FY2028	Total		
VA Safety Funds										
Federal	\$0	\$550	\$3,145	\$0	\$0	\$0	\$0	\$3,695		

ROUTE: 0620		PROJECT NAME				PROGRAM/SYSTEM		MPO Area	
UPC:	119477	#SMART22 - BRADDOCK ROAD MULTIMODAL IMPROVEMENTS PHASE 1				Urban		Northern Virginia	
Street Name:	Braddock Road					Start (CY)	Budget	Expenditure	
Jurisdiction:	Fairfax County					PE	2023	\$2,855	\$0
Description:	FROM: Humphries Drive TO: Ravensworth Road					RW	2025	\$20,491	\$0
Scope:	Reconstruction w/o Added Capacity					CN	2028	\$50,488	\$0
						Total		\$73,834	\$0
Service Area / Fund	Previous	FY2023	FY2024	FY2025	FY2026	FY2027	FY2028	Total	
District Grant Program									
Federal	\$0	\$444	\$462	\$0	\$13,175	\$9,530	\$0	\$23,611	
State	\$308	\$2,256	\$628	\$8,359	\$8,173	\$10,958	\$0	\$30,682	
Specialized State and Federal									
State	\$6,000	\$0	\$0	\$0	\$0	\$0	\$0	\$6,000	
TOTAL	\$6,308	\$2,700	\$1,090	\$8,359	\$21,347	\$20,488	\$0	\$60,292	

ROUTE: 0621		PROJECT NAME				PROGRAM/SYSTEM		MPO Area	
UPC:	106976	EVERGREEN MILL ROAD WIDENING				Secondary		Northern Virginia	
Street Name:	Evergreen Mill Road					Start (CY)	Budget	Expenditure	
Jurisdiction:	Leesburg					PE	2016	\$1,980	\$652
Description:	FROM: 030 Miles S. of Battlefield Parkway TO: South King Street (Route 15) (1.1000 MI)					RW	2023	\$4,308	\$0
Scope:	Reconstruction w/ Added Capacity					CN	2025	\$16,910	\$0
						Total		\$23,198	\$652
Service Area / Fund	Previous	FY2023	FY2024	FY2025	FY2026	FY2027	FY2028	Total	
Revenue Sharing									
State	\$1,062	\$3,521	\$2,568	\$0	\$0	\$0	\$0	\$7,151	
Local	\$1,062	\$3,521	\$2,568	\$0	\$0	\$0	\$0	\$7,151	
Other Funds									
Other	\$8,896	\$0	\$0	\$0	\$0	\$0	\$0	\$8,896	
TOTAL	\$11,021	\$7,042	\$5,136	\$0	\$0	\$0	\$0	\$23,198	

ROUTE: 0621		PROJECT NAME (NEW)				PROGRAM/SYSTEM		MPO Area	
UPC:	121761	DEVLIN RD WIDENING - LINTON HALL RD TO UNIVERSITY BOULEVARD				Secondary		Northern Virginia	
Street Name:	DEVLIN ROAD					Start (CY)	Budget	Expenditure	
Jurisdiction:	Prince William County					PE	2023	\$4,999	\$0
Description:	FROM: LINTON HALL ROAD TO: UNIVERSITY BOULEVARD (0.9210 MI)					RW	2026	\$8,499	\$0
Scope:	Reconstruction w/ Added Capacity					CN	2027	\$26,499	\$0
						Total		\$39,998	\$0
Service Area / Fund	Previous	FY2023	FY2024	FY2025	FY2026	FY2027	FY2028	Total	
Specialized State and Federal									
MPO RSTP	\$0	\$0	\$0	\$0	\$0	\$0	\$5,000	\$5,000	
Revenue Sharing									
State	\$0	\$0	\$0	\$2,001	\$2,164	\$0	\$0	\$4,165	
Local	\$0	\$0	\$0	\$2,001	\$2,164	\$0	\$0	\$4,165	
TOTAL	\$0	\$0	\$0	\$4,002	\$4,328	\$0	\$5,000	\$13,330	

ROUTE:	0625	PROJECT NAME (NEW)					PROGRAM/SYSTEM	MPO Area	
UPC:	T26620	#BF - NOVA YEAR 3 IJA 2					Secondary	Northern Virginia	
REPORT NOTE: Revised schedule required									
Street Name:	WAXPOOL ROAD					Start (CY)	Budget	Expenditure	
Jurisdiction:	Loudoun County					PE	2023	\$200	\$0
Description:						RW			
Scope:	Bridge Rehab w/o Added Capacity					CN	2026	\$1,800	\$0
						Total		\$2,000	\$0
Service Area / Fund	Previous	FY2023	FY2024	FY2025	FY2026	FY2027	FY2028	Total	
Specialized State and Federal									
Federal	\$0	\$1,000	\$1,000	\$0	\$0	\$0	\$0	\$0	\$2,000

ROUTE:	0625	PROJECT NAME					PROGRAM/SYSTEM	MPO Area	
UPC:	104292	RTE 625 - WAXPOOL ROAD INTERSECTION IMPROVEMENT					Secondary	Northern Virginia	
Street Name:	Waxpool Road					Start (CY)	Budget	Expenditure	
Jurisdiction:	Loudoun County					PE	2013	\$1,800	\$888
Description:	FROM: Int. Rte 1070 Broderick Drive TO: Int. Rte 1036 Pacific Blvd (0.2700 MI)					RW	2016	\$1,600	\$22
Scope:	Reconstruction w/o Added Capacity					CN	2023	\$7,000	\$0
						Total		\$10,400	\$910
Service Area / Fund	Previous	FY2023	FY2024	FY2025	FY2026	FY2027	FY2028	Total	
Revenue Sharing									
State	\$2,350	\$850	\$0	\$0	\$0	\$0	\$0	\$0	\$3,200
Local	\$2,350	\$850	\$0	\$0	\$0	\$0	\$0	\$0	\$3,200
Other Funds									
Other	\$4,000	\$0	\$0	\$0	\$0	\$0	\$0	\$0	\$4,000
TOTAL	\$8,700	\$1,700	\$0	\$0	\$0	\$0	\$0	\$0	\$10,400

ROUTE:	0625	PROJECT NAME					PROGRAM/SYSTEM	MPO Area	
UPC:	106996	FARMWELL ROAD INTERSECTION, PED & BICYCLE IMPROVEMENT					Secondary	Northern Virginia	
REPORT NOTE: Revised estimate and/or schedule required.									
Street Name:	Farmwell Road					Start (CY)	Budget	Expenditure	
Jurisdiction:	Loudoun County					PE	2016	\$4,000	\$1,407
Description:	FROM: 0.02 MI W. of Ashburn Road TO: 0.24 MI E. of Waxpool Road (1.5200 MI)					RW	2023	\$7,700	\$0
Scope:	Reconstruction w/ Added Capacity					CN	2025	\$20,400	\$0
						Total		\$32,100	\$1,407
Service Area / Fund	Previous	FY2023	FY2024	FY2025	FY2026	FY2027	FY2028	Total	
Revenue Sharing									
State	\$1,543	\$3,602	\$3,354	\$0	\$0	\$0	\$0	\$0	\$8,500
Local	\$1,543	\$3,602	\$3,354	\$0	\$0	\$0	\$0	\$0	\$8,500
TOTAL	\$3,086	\$7,205	\$6,709	\$0	\$0	\$0	\$0	\$0	\$17,000

ROUTE: 0625		PROJECT NAME				PROGRAM/SYSTEM		MPO Area	
UPC:	111674	#SMART18 - WAXPOOL RD/LOUDOUN CTY PKWY INTERSECTION IMPROV				Secondary		Northern Virginia	
Street Name:	Waxpool Rd and Loudoun County Pkwy					Start (CY)	Budget	Expenditure	
Jurisdiction:	Loudoun County					PE	2018	\$1,506	\$86
Description:	FROM: 0.078 MI West of Broderick Dr. TO: Intersection with Loudoun County Pkwy (0.4670 MI)					RW	2021	\$2,573	\$0
Scope:	Reconstruction w/ Added Capacity					CN	2024	\$6,583	\$0
						Total		\$10,662	\$86
Service Area / Fund	Previous	FY2023	FY2024	FY2025	FY2026	FY2027	FY2028	Total	
District Grant Program									
Federal	\$277	\$0	\$0	\$0	\$0	\$0	\$0	\$0	\$277
Specialized State and Federal									
MPO CMAQ	\$3,369	\$0	\$0	\$0	\$0	\$0	\$0	\$0	\$3,369
Earmarks									
Federal	\$0	\$2,000	\$0	\$0	\$0	\$0	\$0	\$0	\$2,000
Other Funds									
Other	\$5,016	\$0	\$0	\$0	\$0	\$0	\$0	\$0	\$5,016
TOTAL	\$8,662	\$2,000	\$0	\$0	\$0	\$0	\$0	\$0	\$10,662

ROUTE: 0625		PROJECT NAME (NEW)				PROGRAM/SYSTEM		MPO Area	
UPC:	121559	OLD CAROLINA ROAD SIDEWALK IMPROVEMENTS				Enhancement		Northern Virginia	
REPORT NOTE: Revised schedule required									
Street Name:	OLD CAROLINA ROAD					Start (CY)	Budget	Expenditure	
Jurisdiction:	Prince William County					PE	2023	\$450	\$0
Description:	FROM: HEATHCOTE BOULEVARD TO: WALTER ROBINSON LANE (0.6390 MI)					RW	2025	\$192	\$0
Scope:	Facilities for Pedestrians and Bicycles					CN	2026	\$1,261	\$0
						Total		\$1,903	\$0
Service Area / Fund	Previous	FY2023	FY2024	FY2025	FY2026	FY2027	FY2028	Total	
Specialized State and Federal									
MPO TAP	\$0	\$800	\$603	\$0	\$0	\$0	\$0	\$0	\$1,404
Other Funds									
Other	\$0	\$200	\$151	\$0	\$0	\$0	\$0	\$0	\$351
TOTAL	\$0	\$1,000	\$754	\$0	\$0	\$0	\$0	\$0	\$1,754

ROUTE: 0625		PROJECT NAME (NEW)				PROGRAM/SYSTEM		MPO Area	
UPC:	121699	#BF - NOVA YEAR 2 IJA 4				Secondary		Northern Virginia	
REPORT NOTE: Revised schedule required									
Street Name:	WAXPOOL ROAD					Start (CY)	Budget	Expenditure	
Jurisdiction:	Loudoun County					PE	2022	\$236	\$0
Description:	FROM: WAXPOOL ROAD TO: WAXPOOL ROAD					RW			
Scope:	Bridge Rehab w/o Added Capacity					CN	2025	\$2,120	\$0
						Total		\$2,355	\$0
Service Area / Fund	Previous	FY2023	FY2024	FY2025	FY2026	FY2027	FY2028	Total	
Specialized State and Federal									
Federal	\$0	\$1,178	\$1,178	\$0	\$0	\$0	\$0	\$0	\$2,355

ROUTE: 0629	PROJECT NAME (NEW)	PROGRAM/SYSTEM	MPO Area					
UPC: T26735	#BF - NOVA YEAR 4 IJJA 4	Secondary	Northern Virginia					
Street Name: COBB HOUSE ROAD			Start (CY)	Budget	Expenditure			
Jurisdiction: Loudoun County		PE	2024	\$400	\$0			
Description:		RW						
Scope: Bridge Replacement w/o Added Capacity		CN	2027	\$3,600	\$0			
		Total		\$4,000	\$0			
Service Area / Fund	Previous	FY2023	FY2024	FY2025	FY2026	FY2027	FY2028	Total
Specialized State and Federal								
Federal	\$0	\$0	\$0	\$2,657	\$1,343	\$0	\$0	\$4,000

ROUTE: 0638	PROJECT NAME	PROGRAM/SYSTEM	MPO Area					
UPC: 5559	ROLLING ROAD - RTE 638 - WIDEN TO 4 LANES - PH II	Secondary	Northern Virginia					
Street Name: ROLLING ROAD			Start (CY)	Budget	Expenditure			
Jurisdiction: Fairfax County		PE	1987	\$8,449	\$7,047			
Description: FROM: 0.369 MI. N. RTE. 286 (FAIRFAX COUNTY PARKWAY) TO: RTE. 6723 (KENWOOD AVENUE) (1.3860 MI)		RW	2019	\$23,059	\$9,113			
Scope: Reconstruction w/ Added Capacity		CN	2023	\$41,712	\$0			
		Total		\$73,220	\$16,159			
Service Area / Fund	Previous	FY2023	FY2024	FY2025	FY2026	FY2027	FY2028	Total
Specialized State and Federal								
Federal	\$36	\$0	\$0	\$0	\$0	\$0	\$0	\$36
Match	\$613	\$0	\$0	\$0	\$0	\$0	\$0	\$613
MPO RSTP	\$18,179	\$0	\$0	\$816	\$0	\$0	\$0	\$18,996
Legacy CN Formula								
Federal	\$199	\$0	\$0	\$0	\$0	\$0	\$0	\$199
Match	\$50	\$0	\$0	\$0	\$0	\$0	\$0	\$50
State	\$72	\$0	\$0	\$0	\$0	\$0	\$0	\$72
Revenue Sharing								
State	\$0	\$0	\$7,127	\$0	\$0	\$0	\$0	\$7,127
Local	\$0	\$0	\$2,127	\$0	\$0	\$0	\$0	\$2,127
Other Funds								
NVTA	\$16,111	\$0	\$0	\$27,700	\$0	\$0	\$0	\$43,811
Other	\$189	\$0	\$0	\$0	\$0	\$0	\$0	\$189
TOTAL	\$35,450	\$0	\$9,254	\$28,516	\$0	\$0	\$0	\$73,220

ROUTE:	0638	PROJECT NAME					PROGRAM/SYSTEM	MPO Area		
UPC:	107947	#SMART18 - NEABSCO MILLS ROAD - WIDEN TO 4 LANES					Secondary	Northern Virginia		
REPORT NOTE: Balance to be addressed at CN award.										
Street Name:	Neabsco Mills Road						Start (CY)	Budget	Expenditure	
Jurisdiction:	Prince William County						PE	2016	\$4,435	\$2,298
Description:	FROM: .018 Mi. S. of Rte 1 (Jefferson Davis Hwy) TO: 0.012 Mi. S. of Smoke Ct. (Rte. 1782) (1.1000 MI)						RW	2019	\$3,745	\$3,364
Scope:	New Construction Roadway						CN	2023	\$21,205	\$0
							Total		\$29,385	\$5,662
Service Area / Fund	Previous	FY2023	FY2024	FY2025	FY2026	FY2027	FY2028	Total		
High Priority Projects										
Federal	\$968	\$0	\$0	\$0	\$0	\$0	\$0	\$0	\$968	
State	\$1,000	\$0	\$0	\$0	\$0	\$0	\$0	\$0	\$1,000	
Specialized State and Federal										
Match	\$128	\$0	\$0	\$0	\$0	\$0	\$0	\$0	\$128	
MPO RSTP	\$13,246	\$0	\$0	\$0	\$0	\$0	\$0	\$0	\$13,246	
Legacy CN Formula										
State	\$914	\$0	\$0	\$0	\$0	\$0	\$0	\$0	\$914	
Revenue Sharing										
State	\$0	\$0	\$9,379	\$0	\$0	\$0	\$0	\$0	\$9,379	
Local	\$0	\$0	\$9,379	\$0	\$0	\$0	\$0	\$0	\$9,379	
TOTAL	\$16,256	\$0	\$18,758	\$0	\$0	\$0	\$0	\$0	\$35,013	

ROUTE:	0640	PROJECT NAME					PROGRAM/SYSTEM	MPO Area		
UPC:	121323	METRO BIKE PED IMPROVEMENTS SHARED USE PATH PACKAGE 2					Secondary	Northern Virginia		
Street Name:	WAXPOOL ROAD						Start (CY)	Budget	Expenditure	
Jurisdiction:	Loudoun County						PE	2022	\$1,735	\$0
Description:	FROM: Ashburn Village Boulevard TO: Farmwell Road (1.1190 MI)						RW	2024	\$6,438	\$0
Scope:	Facilities for Pedestrians and Bicycles						CN	2025	\$2,975	\$0
							Total		\$11,148	\$0
Service Area / Fund	Previous	FY2023	FY2024	FY2025	FY2026	FY2027	FY2028	Total		
Specialized State and Federal										
Federal	\$444	\$0	\$0	\$0	\$0	\$0	\$0	\$0	\$444	
Match	\$93	\$0	\$0	\$0	\$0	\$0	\$0	\$0	\$93	
MPO CMAQ	\$1,198	\$1,314	\$2,387	\$0	\$0	\$0	\$0	\$0	\$4,899	
MPO RSTP	\$0	\$2,000	\$3,712	\$0	\$0	\$0	\$0	\$0	\$5,712	
TOTAL	\$1,735	\$3,314	\$6,099	\$0	\$0	\$0	\$0	\$0	\$11,148	

ROUTE:	0641	PROJECT NAME (NEW)					PROGRAM/SYSTEM	MPO Area		
UPC:	T27141	POHICK ROAD SIDEWALK (I-95 TO RICHMOND HIGHWAY)					Secondary	Northern Virginia		
Jurisdiction:	Fairfax County						Start (CY)	Budget	Expenditure	
Description:	FROM: I-95 TO: RICHMOND HIGHWAY						PE	\$200	\$0	
Scope:	Facilities for Pedestrians and Bicycles						RW	\$0	\$0	
							CN	\$800	\$0	
							Total		\$1,000	\$0
Service Area / Fund	Previous	FY2023	FY2024	FY2025	FY2026	FY2027	FY2028	Total		
Earmarks										
Federal	\$0	\$1,000	\$0	\$0	\$0	\$0	\$0	\$0	\$1,000	

ROUTE: 0641	PROJECT NAME				PROGRAM/SYSTEM		MPO Area		
UPC: 115553	#SMART20 - INTERSECTION IMPROV AT OLD BRIDGE AND OCCOQUAN RD				Secondary		Northern Virginia		
Street Name:	OLD BRIDGE AND OCCOQUAN RDS						Start (CY)	Budget	Expenditure
Jurisdiction:	Prince William County				PE	2020	\$800	\$955	
Description:	FROM: 0.085 MI. East of Rte. 253 TO: 0.104 MI. West of Rte. 253 (0.2270 MI)				RW	2022	\$5,750	\$1	
Scope:	Reconstruction w/o Added Capacity				CN	2023	\$5,300	\$0	
					Total		\$11,850	\$957	
Service Area / Fund	Previous	FY2023	FY2024	FY2025	FY2026	FY2027	FY2028	Total	
District Grant Program									
Federal	\$6,550	\$0	\$0	\$0	\$0	\$0	\$0	\$6,550	
State	\$1,277	\$0	\$2,064	\$1,959	\$0	\$0	\$0	\$5,300	
TOTAL	\$7,827	\$0	\$2,064	\$1,959	\$0	\$0	\$0	\$11,850	

ROUTE: 0642	PROJECT NAME				PROGRAM/SYSTEM		MPO Area		
UPC: 112462	HOADLY ROAD SIDEWALK				Primary		Northern Virginia		
Street Name:	Hoadly Road						Start (CY)	Budget	Expenditure
Jurisdiction:	Prince William County				PE	2023	\$0	\$0	
Description:	FROM: Spriggs Road TO: Kahns Road (0.8000 MI)				RW	2026	\$0	\$0	
Scope:	Facilities for Pedestrians and Bicycles				CN	2027	\$1,800	\$0	
					Total		\$1,800	\$0	
Service Area / Fund	Previous	FY2023	FY2024	FY2025	FY2026	FY2027	FY2028	Total	
Specialized State and Federal									
MPO CMAQ	\$0	\$2,069	\$0	\$0	\$0	\$0	\$0	\$2,069	

ROUTE: 0643	PROJECT NAME				PROGRAM/SYSTEM		MPO Area		
UPC: 121324	METRO BIKE PED IMPROVEMENTS SHARED USE PATH PACKAGE 3				Secondary		Northern Virginia		
Street Name:	SHELLHORN ROAD						Start (CY)	Budget	Expenditure
Jurisdiction:	Loudoun County				PE	2022	\$1,952	\$0	
Description:	FROM: GREENWAY CORPORATE DRIVE TO: LOUDOUN STATION DRIVE				RW	2024	\$10,578	\$0	
Scope:	Facilities for Pedestrians and Bicycles				CN	2025	\$3,214	\$0	
					Total		\$15,744	\$0	
Service Area / Fund	Previous	FY2023	FY2024	FY2025	FY2026	FY2027	FY2028	Total	
Specialized State and Federal									
MPO CMAQ	\$1,894	\$0	\$0	\$0	\$0	\$0	\$0	\$1,894	
MPO RSTP	\$0	\$4,347	\$5,401	\$4,102	\$0	\$0	\$0	\$13,849	
TOTAL	\$1,894	\$4,347	\$5,401	\$4,102	\$0	\$0	\$0	\$15,744	

ROUTE: 0643	PROJECT NAME (NEW)				PROGRAM/SYSTEM		MPO Area		
UPC: 121557	PLAZA STREET SIDEWALK				Enhancement		Northern Virginia		
REPORT NOTE: Revised schedule required									
Street Name:	PLAZA STREET						Start (CY)	Budget	Expenditure
Jurisdiction:	Leesburg				PE	2023	\$168	\$0	
Description:	FROM: LEESBURG POLICE STATION TO: EDWARDS FERRY ROAD (0.2120 MI)				RW	2025	\$347	\$0	
Scope:	Facilities for Pedestrians and Bicycles				CN	2026	\$835	\$0	
					Total		\$1,350	\$0	
Service Area / Fund	Previous	FY2023	FY2024	FY2025	FY2026	FY2027	FY2028	Total	
Specialized State and Federal									
MPO TAP	\$0	\$525	\$275	\$0	\$0	\$0	\$0	\$800	
Other Funds									
Other	\$350	\$131	\$69	\$0	\$0	\$0	\$0	\$550	
TOTAL	\$350	\$656	\$344	\$0	\$0	\$0	\$0	\$1,350	

ROUTE: 0645	PROJECT NAME				PROGRAM/SYSTEM		MPO Area		
UPC: 118310	CROSON LANE WIDENING 2 TO 4 LANES				Secondary		Northern Virginia		
Street Name:	Croson Lane						Start (CY)	Budget	Expenditure
Jurisdiction:	Loudoun County				PE	2022	\$2,177	\$0	
Description:	FROM: Claiborne Parkway TO: Old Ryan Road				RW	2026	\$1,985	\$0	
Scope:	Reconstruction w/ Added Capacity				CN	2027	\$14,666	\$0	
					Total		\$18,828	\$0	
Service Area / Fund	Previous	FY2023	FY2024	FY2025	FY2026	FY2027	FY2028	Total	
Revenue Sharing									
State	\$926	\$574	\$2,654	\$0	\$0	\$0	\$0	\$4,154	
Local	\$926	\$574	\$2,654	\$0	\$0	\$0	\$0	\$4,154	
Other Funds									
Other	\$10,520	\$0	\$0	\$0	\$0	\$0	\$0	\$10,520	
TOTAL	\$12,372	\$1,148	\$5,308	\$0	\$0	\$0	\$0	\$18,828	

ROUTE: 0659	PROJECT NAME				PROGRAM/SYSTEM		MPO Area		
UPC: 113189	BELMONT RIDGE ROAD (TRURO PARISH DRIVE TO CROSON LANE)				Secondary		Northern Virginia		
Street Name:	Belmont Ridge						Start (CY)	Budget	Expenditure
Jurisdiction:	Loudoun County				PE		\$3,165	\$146	
Description:	FROM: Truro Parish Drive TO: Croson Lane (1.3400 MI)				RW	2019	\$3,433	\$300	
Scope:	Reconstruction w/ Added Capacity				CN	2021	\$34,020	\$7	
					Total		\$40,618	\$453	
Service Area / Fund	Previous	FY2023	FY2024	FY2025	FY2026	FY2027	FY2028	Total	
Revenue Sharing									
State	\$2,038	\$1,758	\$1,204	\$0	\$0	\$0	\$0	\$5,000	
Local	\$2,038	\$1,758	\$1,204	\$0	\$0	\$0	\$0	\$5,000	
Other Funds									
Other	\$30,618	\$0	\$0	\$0	\$0	\$0	\$0	\$30,618	
TOTAL	\$34,694	\$3,515	\$2,408	\$0	\$0	\$0	\$0	\$40,618	

ROUTE: 0659	PROJECT NAME (NEW)				PROGRAM/SYSTEM		MPO Area		
UPC: 121755	ARCOLA MILLS DRIVE - SEGMENT 1 WIDEN TO 4 LANES				Secondary		Northern Virginia		
Jurisdiction: Loudoun County							Start (CY)	Budget	Expenditure
Description: FROM: BELMONT RIDGE ROAD TO: STON SPRINGS BOULEVARD					PE	2023	\$4,955	\$0	
Scope: Reconstruction w/ Added Capacity					RW	2027	\$14,034	\$0	
					CN	2028	\$47,175	\$0	
					Total		\$66,163	\$0	
Service Area / Fund	Previous	FY2023	FY2024	FY2025	FY2026	FY2027	FY2028	Total	
Revenue Sharing									
State	\$0	\$0	\$0	\$2,366	\$2,590	\$0	\$0	\$4,956	
Local	\$0	\$0	\$0	\$2,366	\$2,590	\$0	\$0	\$4,956	
TOTAL	\$0	\$0	\$0	\$4,732	\$5,180	\$0	\$0	\$9,912	

ROUTE: 0673	PROJECT NAME				PROGRAM/SYSTEM		MPO Area		
UPC: 113840	EAST BROAD WAY STREETSCAPE IMPROVEMENTS				Enhancement		Northern Virginia		
Street Name: East Broad Way							Start (CY)	Budget	Expenditure
Jurisdiction: Lovettsville					PE	2019	\$420	\$177	
Description: FROM: Int of South Church Street & Oktoberfest Way TO: Int. Park Place (0.1100 MI)					RW	2022	\$435	\$0	
Scope: Reconstruction w/o Added Capacity					CN	2023	\$2,513	\$0	
					Total		\$3,368	\$177	
Service Area / Fund	Previous	FY2023	FY2024	FY2025	FY2026	FY2027	FY2028	Total	
Specialized State and Federal									
Federal	\$628	\$200	\$517	\$0	\$0	\$0	\$0	\$1,345	
Local	\$5	\$0	\$0	\$0	\$0	\$0	\$0	\$5	
Other Funds									
Other	\$1,839	\$50	\$129	\$0	\$0	\$0	\$0	\$2,018	
TOTAL	\$2,471	\$250	\$647	\$0	\$0	\$0	\$0	\$3,368	

ROUTE: 0690	PROJECT NAME (NEW)				PROGRAM/SYSTEM		MPO Area		
UPC: 121760	N 21ST STREET MULTIUSE TRAIL PHASE 1				Urban		Northern Virginia		
Jurisdiction: Purcellville							Start (CY)	Budget	Expenditure
Description: FROM: HIRST ROAD TO: SUZANNE KANE NATURE PRESERVE					PE		\$0	\$0	
Scope: Facilities for Pedestrians and Bicycles					RW		\$0	\$0	
					CN	2024	\$1,506	\$0	
					Total		\$1,506	\$0	
Service Area / Fund	Previous	FY2023	FY2024	FY2025	FY2026	FY2027	FY2028	Total	
Revenue Sharing									
State	\$0	\$0	\$0	\$246	\$348	\$0	\$0	\$593	
Local	\$0	\$0	\$0	\$246	\$348	\$0	\$0	\$593	
TOTAL	\$0	\$0	\$0	\$492	\$695	\$0	\$0	\$1,187	

ROUTE: 0699	PROJECT NAME				PROGRAM/SYSTEM		MPO Area		
UPC: 118817	#SGR21VB(FED ID 11288) BRDG REHAB - RTE 699 OVER W&OD TRAIL				Secondary		Northern Virginia		
Street Name:	Dry Mill Road						Start (CY)	Budget	Expenditure
Jurisdiction:	Loudoun County				PE		2021	\$471	\$2
Description:	FROM: 0.025 Mi E of Rte.699 over Trail TO: 0.025 Mi W of Rte.699 over Trail (0.0500 MI)				RW			\$0	\$0
Scope:	Bridge Rehab w/o Added Capacity				CN		2023	\$2,216	\$0
					Total			\$2,687	\$2
Service Area / Fund	Previous	FY2023	FY2024	FY2025	FY2026	FY2027	FY2028	Total	
State of Good Repair									
Federal	\$0	\$0	\$500	\$0	\$0	\$0	\$0	\$500	
State	\$1,056	\$1,131	\$0	\$0	\$0	\$0	\$0	\$2,187	
TOTAL	\$1,056	\$1,131	\$500	\$0	\$0	\$0	\$0	\$2,687	

ROUTE: 0711	PROJECT NAME				PROGRAM/SYSTEM		MPO Area		
UPC: 111689	#SGR18VB-PIGGOTT BOTTOM RD OVER BR OF CATOCTIN CR -Fed11305				Secondary		Northern Virginia		
Street Name:	Piggott Botton Rd						Start (CY)	Budget	Expenditure
Jurisdiction:	Loudoun County				PE		2019	\$680	\$662
Description:	FROM: 0.022 Miles West of Branch of Catocotin Creek TO: 0.039 Miles East of Branch of Catocotin Creek				RW				
Scope:	Bridge Replacement w/o Added Capacity				CN		2022	\$1,619	\$5
					Total			\$2,299	\$667
Service Area / Fund	Previous	FY2023	FY2024	FY2025	FY2026	FY2027	FY2028	Total	
State of Good Repair									
Federal	\$741	\$0	\$0	\$0	\$0	\$0	\$0	\$741	
State	\$1,219	\$332	\$0	\$0	\$0	\$0	\$0	\$1,550	
Legacy CN Formula									
State	\$7	\$0	\$0	\$0	\$0	\$0	\$0	\$7	
TOTAL	\$1,967	\$332	\$0	\$0	\$0	\$0	\$0	\$2,299	

ROUTE: 0713	PROJECT NAME (NEW)				PROGRAM/SYSTEM		MPO Area		
UPC: T26956	SEVEN CORNERS RING ROAD (PHASE 1A SEGMENT 1A)				Secondary		Northern Virginia		
REPORT NOTE: Balance to be provided by Locality.									
Jurisdiction:	Fairfax County						Start (CY)	Budget	Expenditure
Description:	FROM: Arlington Boulevard (Route 50)/RTE 7, Westbound Ramp TO: Castle Rd and RTE 7				PE		2025	\$4,252	\$0
Scope:	New Construction Roadway				RW		2029	\$77,989	\$0
					CN		2030	\$54,748	\$0
					Total			\$136,989	\$0
Service Area / Fund	Previous	FY2023	FY2024	FY2025	FY2026	FY2027	FY2028	Total	
Specialized State and Federal									
MPO RSTP	\$0	\$730	\$335	\$488	\$1,071	\$2,537	\$0	\$5,161	

ROUTE: 0751	PROJECT NAME (NEW)				PROGRAM/SYSTEM		MPO Area		
UPC: 121561	TOKEN FOREST DRIVE SIDEWALK				Enhancement		Northern Virginia		
REPORT NOTE: Revised schedule required									
Street Name:	TOKEN FOREST DRIVE						Start (CY)	Budget	Expenditure
Jurisdiction:	Prince William County				PE	2023	\$303	\$0	
Description:	FROM: PURCELL ROAD TO: ALLSTART DRIVE (0.3190 MI)				RW	2025	\$105	\$0	
Scope:	Facilities for Pedestrians and Bicycles				CN	2026	\$491	\$0	
							Total	\$899	\$0
Service Area / Fund	Previous	FY2023	FY2024	FY2025	FY2026	FY2027	FY2028	Total	
Specialized State and Federal									
MPO TAP	\$0	\$360	\$360	\$0	\$0	\$0	\$0	\$720	
Other Funds									
Other	\$0	\$90	\$90	\$0	\$0	\$0	\$0	\$180	
TOTAL	\$0	\$450	\$450	\$0	\$0	\$0	\$0	\$899	

ROUTE: 0772	PROJECT NAME (NEW)				PROGRAM/SYSTEM		MPO Area		
UPC: 121757	RYAN ROAD WIDEN TO FOUR LANES WITH SHARED USE PATHS				Secondary		Northern Virginia		
Jurisdiction:	Loudoun County						Start (CY)	Budget	Expenditure
Description:	FROM: EVERGREEN MILLS ROAD TO: BEAVERDAM DRIVE				PE	2023	\$2,081	\$0	
Scope:	Reconstruction w/ Added Capacity				RW	2026	\$5,135	\$0	
							CN	2027	\$30,630
							Total	\$37,846	\$0
Service Area / Fund	Previous	FY2023	FY2024	FY2025	FY2026	FY2027	FY2028	Total	
Revenue Sharing									
State	\$0	\$0	\$0	\$790	\$792	\$0	\$0	\$1,582	
Local	\$0	\$0	\$0	\$790	\$792	\$0	\$0	\$1,582	
TOTAL	\$0	\$0	\$0	\$1,581	\$1,584	\$0	\$0	\$3,165	

ROUTE: 0784	PROJECT NAME (NEW)				PROGRAM/SYSTEM		MPO Area		
UPC: T26622	#BF - NOVA YEAR 3 IJA 4				Interstate		Northern Virginia		
REPORT NOTE: Revised schedule required									
Street Name:	KERRYDALE ROAD						Start (CY)	Budget	Expenditure
Jurisdiction:	Prince William County				PE	2023	\$100	\$0	
Description:					RW				
Scope:	Bridge Rehab w/o Added Capacity				CN	2026	\$900	\$0	
							Total	\$1,000	\$0
Service Area / Fund	Previous	FY2023	FY2024	FY2025	FY2026	FY2027	FY2028	Total	
Specialized State and Federal									
Federal	\$0	\$0	\$1,000	\$0	\$0	\$0	\$0	\$1,000	

ROUTE: 0792		PROJECT NAME (NEW)				PROGRAM/SYSTEM		MPO Area	
UPC:	121563	#SGR23VB - RTE 792 OVER SUGARLAND BRDGE REPL (FED ID 11375)				Secondary		Northern Virginia	
Street Name:	THOMAS AVENUE					Start (CY)		Budget	Expenditure
Jurisdiction:	Arlington County					PE	2023	\$1,426	\$0
Description:	FROM: THOMAS AVENUE TO: THOMAS AVENUE (1.5100 MI)					RW	2025	\$570	\$0
Scope:	Bridge Replacement w/o Added Capacity					CN	2026	\$4,746	\$0
						Total		\$6,742	\$0
Service Area / Fund	Previous	FY2023	FY2024	FY2025	FY2026	FY2027	FY2028	Total	
State of Good Repair									
Federal	\$0	\$0	\$0	\$0	\$1,000	\$2,037	\$1,500	\$4,537	
State	\$0	\$500	\$500	\$500	\$615	\$0	\$89	\$2,205	
TOTAL	\$0	\$500	\$500	\$500	\$1,615	\$2,037	\$1,589	\$6,742	

ROUTE: 0840		PROJECT NAME				PROGRAM/SYSTEM		MPO Area	
UPC:	113198	UNIVERSITY BLVD EXTENSION (EDMONSTON TO SUDLEY MANOR)				Secondary		Northern Virginia	
REPORT NOTE: Revised estimate/schedule required									
Street Name:	University Blvd.					Start (CY)		Budget	Expenditure
Jurisdiction:	Prince William County					PE	2019	\$2,730	\$1,213
Description:	FROM: Edmonston Drive TO: Sudley Manor Drive (0.4700 MI)					RW	2020	\$606	\$132
Scope:	New Construction Roadway					CN	2022	\$16,556	\$0
						Total		\$19,891	\$1,345
Service Area / Fund	Previous	FY2023	FY2024	FY2025	FY2026	FY2027	FY2028	Total	
Revenue Sharing									
State	\$1,763	\$5,702	\$2,535	\$0	\$0	\$0	\$0	\$10,000	
Local	\$1,763	\$5,702	\$2,535	\$0	\$0	\$0	\$0	\$10,000	
TOTAL	\$3,527	\$11,404	\$5,069	\$0	\$0	\$0	\$0	\$20,000	

ROUTE: 0840		PROJECT NAME				PROGRAM/SYSTEM		MPO Area	
UPC:	118313	UNIVERSITY BLVD EXTENSION (PROGRESS COURT TO DEVLIN ROAD)				Secondary		Northern Virginia	
Street Name:	University Boulevard					Start (CY)		Budget	Expenditure
Jurisdiction:	Prince William County					PE	2024	\$3,900	\$0
Description:	FROM: Progress Court/Wellington Road TO: Devlin Court					RW	2026	\$4,600	\$0
Scope:	New Construction Roadway					CN	2027	\$20,000	\$0
						Total		\$28,500	\$0
Service Area / Fund	Previous	FY2023	FY2024	FY2025	FY2026	FY2027	FY2028	Total	
Specialized State and Federal									
MPO RSTP	\$0	\$0	\$7,367	\$11,380	\$13,155	\$0	\$0	\$31,901	
Revenue Sharing									
State	\$1,950	\$1,480	\$1,497	\$0	\$0	\$0	\$0	\$4,927	
Local	\$1,950	\$1,480	\$1,497	\$0	\$0	\$0	\$0	\$4,927	
TOTAL	\$3,900	\$2,960	\$10,361	\$11,380	\$13,155	\$0	\$0	\$41,756	

ROUTE:	0846	PROJECT NAME	PROGRAM/SYSTEM					MPO Area		
UPC:	105783	STERLING BOULEVARD - 4 LANE CONSTRUCTION ON NEW ALIGNMENT	Secondary					Northern Virginia		
Street Name:	STERLING BOULEVARD						Start (CY)	Budget	Expenditure	
Jurisdiction:	Loudoun County						PE	2014	\$2,000	\$1,155
Description:	FROM: MORAN RD, Rte 634 TO: PACIFIC BOULEVARD, Rte 1036 (0.9000 MI)						RW	2020	\$17,560	\$0
Scope:	New Construction Roadway						CN	2023	\$15,693	\$0
							Total		\$35,253	\$1,155
Service Area / Fund	Previous	FY2023	FY2024	FY2025	FY2026	FY2027	FY2028	Total		
Revenue Sharing										
State	\$7,450	\$2,500	\$0	\$0	\$0	\$0	\$0	\$9,950		
Local	\$7,450	\$2,500	\$0	\$0	\$0	\$0	\$0	\$9,950		
Other Funds										
Other	\$15,353	\$0	\$0	\$0	\$0	\$0	\$0	\$15,353		
TOTAL	\$30,253	\$5,000	\$0	\$0	\$0	\$0	\$0	\$35,253		

ROUTE:	0846	PROJECT NAME (NEW)	PROGRAM/SYSTEM					MPO Area		
UPC:	121558	STERLING BOULEVARD SIDEWALK: SHAW ROAD TO W&OD	Enhancement					Northern Virginia		
REPORT NOTE: Revised schedule required										
Street Name:	STERLING BOULEVARD						Start (CY)	Budget	Expenditure	
Jurisdiction:	Loudoun County						PE	2023	\$473	\$0
Description:	FROM: SHAW ROAD TO: GLENN DRIVE (0.1980 MI)						RW	2025	\$2,539	\$0
Scope:	Facilities for Pedestrians and Bicycles						CN	2026	\$7,208	\$0
							Total		\$10,220	\$0
Service Area / Fund	Previous	FY2023	FY2024	FY2025	FY2026	FY2027	FY2028	Total		
Specialized State and Federal										
Federal	\$700	\$0	\$0	\$0	\$0	\$0	\$0	\$700		
MPO TAP	\$1,040	\$164	\$96	\$0	\$0	\$0	\$0	\$1,300		
Other Funds										
Other	\$8,155	\$41	\$24	\$0	\$0	\$0	\$0	\$8,220		
TOTAL	\$9,896	\$205	\$120	\$0	\$0	\$0	\$0	\$10,220		

ROUTE:	1250	PROJECT NAME	PROGRAM/SYSTEM					MPO Area		
UPC:	118832	#SGR21VB(FED ID 00265) REHAB OF S.ROTARY BR@ SHIRL OVER I395	Secondary					Northern Virginia		
Street Name:	Shirlington Road						Start (CY)	Budget	Expenditure	
Jurisdiction:	Arlington County						PE	2021	\$815	\$231
Description:	FROM: 1.1 miles from Rte 120 TO: 0.10 miles to Quaker Lane (0.0900 MI)						RW			
Scope:	Bridge Rehab w/o Added Capacity						CN	2023	\$3,448	\$0
							Total		\$4,263	\$231
Service Area / Fund	Previous	FY2023	FY2024	FY2025	FY2026	FY2027	FY2028	Total		
State of Good Repair										
Federal	\$571	\$767	\$1,130	\$800	\$0	\$0	\$0	\$3,268		
State	\$995	\$0	\$0	\$0	\$0	\$0	\$0	\$995		
TOTAL	\$1,566	\$767	\$1,130	\$800	\$0	\$0	\$0	\$4,263		

ROUTE: 2630	PROJECT NAME (NEW)				PROGRAM/SYSTEM	MPO Area			
UPC: T26621	#BF - NOVA YEAR 3 IJA 3 - DW CULVERT REPAIRS - WINGWALLS				Primary	Northern Virginia			
REPORT NOTE: Revised schedule required									
Street Name:	HERITAGE DRIVE					Start (CY)	Budget	Expenditure	
Jurisdiction:	Fairfax County					PE	2023	\$350	\$0
Description:						RW			
Scope:	Bridge Rehab w/o Added Capacity					CN	2026	\$3,150	\$0
						Total		\$3,500	\$0
Service Area / Fund	Previous	FY2023	FY2024	FY2025	FY2026	FY2027	FY2028	Total	
Specialized State and Federal									
Federal	\$0	\$0	\$1,000	\$2,500	\$0	\$0	\$0	\$3,500	

ROUTE: 2677	PROJECT NAME				PROGRAM/SYSTEM	MPO Area			
UPC: 106742	FRONTIER DRIVE EXTENSION AND BRAIDED RAMPS				Secondary	Northern Virginia			
REPORT NOTE: Partial PE only.									
Street Name:	Frontier Drive					Start (CY)	Budget	Expenditure	
Jurisdiction:	Fairfax County					PE	2015	\$12,600	\$4,530
Description:	FROM: Franconia Springfield Parkway TO: Loisdale Road (1.2700 MI)					RW	2025	\$38,500	\$0
Scope:	Reconstruction w/ Added Capacity					CN	2028	\$129,100	\$0
						Total		\$180,200	\$4,530
Service Area / Fund	Previous	FY2023	FY2024	FY2025	FY2026	FY2027	FY2028	Total	
Specialized State and Federal									
MPO RSTP	\$0	\$0	\$0	\$0	\$0	\$0	\$500	\$500	
Local	\$3,000	\$0	\$0	\$0	\$0	\$0	\$0	\$3,000	
Other Funds									
NVTA	\$27,000	\$0	\$0	\$0	\$0	\$0	\$0	\$27,000	
TOTAL	\$30,000	\$0	\$0	\$0	\$0	\$0	\$500	\$30,500	

ROUTE: 2816	PROJECT NAME (NEW)				PROGRAM/SYSTEM	MPO Area			
UPC: 121825	#BF - NOVA N. DUMBARTON STREET BRIDGE REPLACEMENT				Secondary	Northern Virginia			
Jurisdiction:	Arlington County					Start (CY)	Budget	Expenditure	
Description:						PE	2022	\$1,043	\$0
Scope:	Bridge Replacement w/o Added Capacity					RW		\$0	\$0
						CN	2025	\$4,171	\$0
						Total		\$5,214	\$0
Service Area / Fund	Previous	FY2023	FY2024	FY2025	FY2026	FY2027	FY2028	Total	
Specialized State and Federal									
Federal	\$0	\$0	\$3,000	\$0	\$0	\$0	\$0	\$3,000	

ROUTE: 2988		PROJECT NAME				PROGRAM/SYSTEM		MPO Area	
UPC:	111670	#SMART18 - WESTWIND DRIVE (LOUDOUN COUNTY PKWY TO ROUTE 606)				Secondary		Northern Virginia	
Street Name:	Westwind Drive					Start (CY)		Budget	Expenditure
Jurisdiction:	Loudoun County					PE	2019	\$4,654	\$153
Description:	FROM: Route 607 (Loudoun Co Parkway) TO: Route 606 (Old Ox Road) (1.1300 MI)					RW	2023	\$7,600	\$0
Scope:	New Construction Roadway					CN	2024	\$31,025	\$0
						Total		\$43,278	\$153
Service Area / Fund	Previous	FY2023	FY2024	FY2025	FY2026	FY2027	FY2028	Total	
High Priority Projects									
Federal	\$2,392	\$3,743	\$0	\$0	\$0	\$0	\$0	\$6,135	
State	\$2,820	\$10,866	\$0	\$0	\$0	\$0	\$0	\$13,686	
Specialized State and Federal									
Local	\$300	\$0	\$0	\$0	\$0	\$0	\$0	\$300	
Other Funds									
Other	\$23,157	\$0	\$0	\$0	\$0	\$0	\$0	\$23,157	
TOTAL	\$28,669	\$14,609	\$0	\$0	\$0	\$0	\$0	\$43,278	

ROUTE: 4205		PROJECT NAME (NEW)				PROGRAM/SYSTEM		MPO Area	
UPC:	121751	AYR NW SIDEWALK IMPROVEMENTS				Urban		Northern Virginia	
Jurisdiction:	Leesburg					Start (CY)		Budget	Expenditure
Description:	FROM: W MARKET STREET TO: CORNWALL STREET					PE	2026	\$230	\$0
Scope:	Facilities for Pedestrians and Bicycles					RW	2029	\$187	\$0
						CN	2029	\$1,850	\$0
						Total		\$2,266	\$0
Service Area / Fund	Previous	FY2023	FY2024	FY2025	FY2026	FY2027	FY2028	Total	
Revenue Sharing									
State	\$0	\$0	\$0	\$296	\$365	\$0	\$0	\$661	
Local	\$0	\$0	\$0	\$296	\$365	\$0	\$0	\$661	
TOTAL	\$0	\$0	\$0	\$591	\$730	\$0	\$0	\$1,321	

ROUTE: 4357		PROJECT NAME (NEW)				PROGRAM/SYSTEM		MPO Area	
UPC:	121758	SUDLEY SIDEWALK - GRANT AVENUE TO MATHIS AVENUE				Primary		Northern Virginia	
REPORT NOTE: Revised schedule & estimate required									
Street Name:	SUDLEY ROAD					Start (CY)		Budget	Expenditure
Jurisdiction:	Manassas					PE	2026	\$20	\$0
Description:	FROM: GRANT AVENUE TO: MATHIS AVENUE (0.6700 MI)					RW	2028	\$1,352	\$0
Scope:	Facilities for Pedestrians and Bicycles					CN	2029	\$2,135	\$0
						Total		\$3,507	\$0
Service Area / Fund	Previous	FY2023	FY2024	FY2025	FY2026	FY2027	FY2028	Total	
Revenue Sharing									
State	\$0	\$0	\$0	\$743	\$853	\$0	\$0	\$1,596	
Local	\$0	\$0	\$0	\$743	\$853	\$0	\$0	\$1,596	
TOTAL	\$0	\$0	\$0	\$1,485	\$1,707	\$0	\$0	\$3,192	

ROUTE: 4720		PROJECT NAME				PROGRAM/SYSTEM		MPO Area	
UPC:	112479	SOAPSTONE CONNECTOR NEW ROADWAY				Secondary		Northern Virginia	
REPORT NOTE: Revised estimate and/or schedule required.									
Street Name:	Soapstone Connector					Start (CY)		Budget	Expenditure
Jurisdiction:	Fairfax County					PE	2018	\$9,200	\$704
Description:	FROM: Sunrise Valley Drive TO: Sunset Hills Road (0.5000 MI)					RW	2021	\$136,000	\$0
Scope:	New Construction Roadway					CN	2025	\$70,700	\$0
						Total		\$215,900	\$704
Service Area / Fund	Previous	FY2023	FY2024	FY2025	FY2026	FY2027	FY2028	Total	
Specialized State and Federal									
MPO RSTP	\$4,670	\$6,496	\$6,191	\$6,273	\$0	\$0	\$13,223	\$36,853	
Local	\$27,756	\$0	\$0	\$0	\$0	\$0	\$0	\$27,756	
Revenue Sharing									
State	\$0	\$0	\$6,537	\$0	\$0	\$0	\$0	\$6,537	
Local	\$0	\$0	\$6,537	\$0	\$0	\$0	\$0	\$6,537	
Other Funds									
NVTA	\$0	\$0	\$0	\$15,000	\$0	\$0	\$0	\$15,000	
Other	\$143,214	\$0	\$0	\$0	\$0	\$0	\$0	\$143,214	
TOTAL	\$175,639	\$6,496	\$19,264	\$21,273	\$0	\$0	\$13,223	\$235,896	

ROUTE: 6154		PROJECT NAME				PROGRAM/SYSTEM		MPO Area	
UPC:	113611	VIENNA METRO STATION BICYCLE AND PEDESTRIAN IMPROVEMENTS				Enhancement		Northern Virginia	
Street Name:	Country Creek Rd and Virginia Center Boulevard					Start (CY)		Budget	Expenditure
Jurisdiction:	Fairfax County					PE	2019	\$1,000	\$995
Description:	FROM: 0.05 miles south of Sutton Rd/Blake Ln Int TO: 0.22 miles east of Vaden Drive (0.9300 MI)					RW	2023	\$1,930	\$0
Scope:	Facilities for Pedestrians and Bicycles					CN	2025	\$6,625	\$0
						Total		\$9,556	\$995
Service Area / Fund	Previous	FY2023	FY2024	FY2025	FY2026	FY2027	FY2028	Total	
Specialized State and Federal									
Match	\$338	\$0	\$0	\$0	\$0	\$0	\$0	\$338	
MPO RSTP	\$5,162	\$0	\$0	\$0	\$0	\$0	\$0	\$5,162	
MPO TAP	\$800	\$400	\$400	\$0	\$0	\$0	\$0	\$1,600	
Other Funds									
Other	\$2,256	\$100	\$100	\$0	\$0	\$0	\$0	\$2,456	
TOTAL	\$8,556	\$500	\$500	\$0	\$0	\$0	\$0	\$9,556	

ROUTE: 6587		PROJECT NAME				PROGRAM/SYSTEM		MPO Area	
UPC:	116394	BOUNDARY CHANNEL DR AT I-395 INTERCHANGE - FY 14 RVSH				Secondary		Northern Virginia	
Street Name:	Boundary Channel Drive					Start (CY)		Budget	Expenditure
Jurisdiction:	Arlington County					PE	2020	\$509	\$515
Description:	FROM: 0.06 mi west of Connector Road TO: Long Bridge Drive (0.4300 MI)					RW	2021	\$550	\$2
Scope:	Reconstruction w/o Added Capacity					CN	2021	\$18,580	\$2,084
						Total		\$19,638	\$2,601
Service Area / Fund	Previous	FY2023	FY2024	FY2025	FY2026	FY2027	FY2028	Total	
Revenue Sharing									
State	\$885	\$1,180	\$1,000	\$0	\$0	\$0	\$0	\$3,065	
Local	\$885	\$1,180	\$1,000	\$0	\$0	\$0	\$0	\$3,065	
Other Funds									
NVTA	\$2,138	\$0	\$0	\$0	\$0	\$0	\$0	\$2,138	
Other	\$12,043	\$0	\$0	\$0	\$0	\$0	\$0	\$12,043	
TOTAL	\$15,952	\$2,359	\$2,001	\$0	\$0	\$0	\$0	\$20,312	

ROUTE: 6588	PROJECT NAME		PROGRAM/SYSTEM				MPO Area	
UPC: 109296	#HB2.FY17 BROADBAND LINK FOR EISENHOWER AVENUE		Urban				Northern Virginia	
Street Name:	WEST EISENHOWER AVE				Start (CY)	Budget	Expenditure	
Jurisdiction:	Alexandria				PE	2016	\$228	\$161
Description:	FROM: ADJACENT TO I-495 TO: ADJACENT TO SOUTH VAN DORN STREET				RW			
Scope:	Traffic Management/Engineering				CN	2022	\$772	\$0
					Total		\$1,000	\$161
Service Area / Fund	Previous	FY2023	FY2024	FY2025	FY2026	FY2027	FY2028	Total
District Grant Program								
State	\$1,000	\$0	\$0	\$0	\$0	\$0	\$0	\$1,000

ROUTE: 6591	PROJECT NAME		PROGRAM/SYSTEM				MPO Area	
UPC: 114864	MOUNT VERNON AVE N MULTI-MODAL & SAFETY IMPV		Urban				Northern Virginia	
Street Name:	MOUNT VERNON AVENUE				Start (CY)	Budget	Expenditure	
Jurisdiction:	Alexandria				PE	2020	\$200	\$5
Description:	FROM: City Line/Four Mile Run Stream TO: Leadbeater Street				RW			
Scope:	Facilities for Pedestrians and Bicycles				CN	2024	\$550	\$0
					Total		\$750	\$5
Service Area / Fund	Previous	FY2023	FY2024	FY2025	FY2026	FY2027	FY2028	Total
Specialized State and Federal								
Federal	\$139	\$0	\$0	\$0	\$0	\$0	\$0	\$139
Match	\$35	\$0	\$0	\$0	\$0	\$0	\$0	\$35
MPO CMAQ	\$347	\$0	\$0	\$0	\$0	\$0	\$1,000	\$1,347
Other Funds								
Other	\$230	\$0	\$0	\$0	\$0	\$0	\$0	\$230
TOTAL	\$750	\$0	\$0	\$0	\$0	\$0	\$1,000	\$1,750

ROUTE: 6591	PROJECT NAME		PROGRAM/SYSTEM				MPO Area	
UPC: 118306	#SGR23LB - MOUNT VERNON AVENUE BRIDGE REPLACEMENT		Urban				Northern Virginia	
REPORT NOTE: Revised schedule required								
Street Name:	S. ARLINGTON RIDGE RD				Start (CY)	Budget	Expenditure	
Jurisdiction:	Multi-jurisdictional: Northern Virginia MPO				PE	2023	\$3,120	\$0
Description:	FROM: 0.05 Miles south of S Glebe Road TO: 0.13 Miles north of Four Mile Road (0.0500 MI)				RW	2026	\$3,342	\$0
Scope:	Bridge Replacement w/o Added Capacity				CN	2027	\$19,929	\$0
					Total		\$26,391	\$0
Service Area / Fund	Previous	FY2023	FY2024	FY2025	FY2026	FY2027	FY2028	Total
State of Good Repair								
State	\$85	\$1,432	\$1,493	\$1,762	\$1,964	\$0	\$0	\$6,736
Specialized State and Federal								
Federal	\$0	\$0	\$0	\$6,346	\$0	\$0	\$0	\$6,346
Revenue Sharing								
State	\$1,000	\$100	\$3,054	\$0	\$0	\$0	\$0	\$4,154
Local	\$1,000	\$100	\$3,054	\$0	\$0	\$0	\$0	\$4,154
Other Funds								
Other	\$0	\$0	\$0	\$5,000	\$0	\$0	\$0	\$5,000
TOTAL	\$2,085	\$1,632	\$7,601	\$13,109	\$1,964	\$0	\$0	\$26,391

ROUTE: 6609		PROJECT NAME				PROGRAM/SYSTEM		MPO Area	
UPC:	113185	SOUTH MAPLE AND W ANNANDALE RD INTERSECTION IMPROVEMENTS				Urban		Northern Virginia	
Street Name:	W Annandale Road and South Maple Avenue					Start (CY)	Budget	Expenditure	
Jurisdiction:	Falls Church					PE	2018	\$260	\$117
Description:	FROM: W Annandale Rd and Intersection of South Maple TO: W Annandale Rd and Intersection of South Maple (0.2500 MI)					RW	2022	\$203	\$0
Scope:	Safety					CN	2023	\$1,247	\$0
						Total		\$1,710	\$117
Service Area / Fund	Previous	FY2023	FY2024	FY2025	FY2026	FY2027	FY2028	Total	
Revenue Sharing									
State	\$134	\$721	\$0	\$0	\$0	\$0	\$0	\$0	\$855
Local	\$134	\$721	\$0	\$0	\$0	\$0	\$0	\$0	\$855
TOTAL	\$269	\$1,441	\$0	\$0	\$0	\$0	\$0	\$0	\$1,710

ROUTE: 6627		PROJECT NAME				PROGRAM/SYSTEM		MPO Area	
UPC:	113121	UNIVERSITY DRIVE (SOUTH OF FAIRFAX BLVD) IMPROVEMENTS				Urban		Northern Virginia	
Street Name:	University Drive					Start (CY)	Budget	Expenditure	
Jurisdiction:	Fairfax					PE	2019	\$181	\$91
Description:	FROM: Kenmore Avenue TO: Fairfax Blvd (0.4800 MI)					RW	2019	\$100	\$14
Scope:	Facilities for Pedestrians and Bicycles					CN	2020	\$674	\$271
						Total		\$954	\$376
Service Area / Fund	Previous	FY2023	FY2024	FY2025	FY2026	FY2027	FY2028	Total	
Revenue Sharing									
State	\$395	\$105	\$0	\$0	\$0	\$0	\$0	\$0	\$500
Local	\$395	\$105	\$0	\$0	\$0	\$0	\$0	\$0	\$500
Other Funds									
Other	\$150	\$0	\$0	\$0	\$0	\$0	\$0	\$0	\$150
TOTAL	\$940	\$210	\$0	\$0	\$0	\$0	\$0	\$0	\$1,150

ROUTE: 6627		PROJECT NAME (NEW)				PROGRAM/SYSTEM		MPO Area	
UPC:	121556	UNIVERSITY DRIVE BICYCLE FACILITIES				Enhancement		Northern Virginia	
REPORT NOTE: Revised schedule required									
Street Name:	UNIVERSITY DRIVE					Start (CY)	Budget	Expenditure	
Jurisdiction:	Fairfax					PE	2023	\$69	\$0
Description:	FROM: SOUTH STREET TO: LAYTON HALL DRIVE (0.4510 MI)					RW	2025	\$254	\$0
Scope:	Facilities for Pedestrians and Bicycles					CN	2026	\$820	\$0
						Total		\$1,143	\$0
Service Area / Fund	Previous	FY2023	FY2024	FY2025	FY2026	FY2027	FY2028	Total	
Specialized State and Federal									
MPO TAP	\$0	\$460	\$455	\$0	\$0	\$0	\$0	\$0	\$915
Other Funds									
Other	\$0	\$115	\$114	\$0	\$0	\$0	\$0	\$0	\$229
TOTAL	\$0	\$575	\$568	\$0	\$0	\$0	\$0	\$0	\$1,143

ROUTE: 6627		PROJECT NAME (NEW)				PROGRAM/SYSTEM		MPO Area		
UPC:	121747	UNIVERSITY DRIVE INTERSECTION IMPROVEMENTS				Urban		Northern Virginia		
Jurisdiction:	Fairfax							Start (CY)	Budget	Expenditure
Description:	FROM: UNIVERISTY DRIVE TO: LAYTON HALL DRIVE						PE	2026	\$62	\$0
Scope:	Safety						RW	2028	\$110	\$0
							CN	2028	\$1,080	\$0
							Total		\$1,252	\$0
Service Area / Fund	Previous	FY2023	FY2024	FY2025	FY2026	FY2027	FY2028	Total		
Revenue Sharing										
State	\$0	\$0	\$0	\$266	\$229	\$0	\$0	\$495		
Local	\$0	\$0	\$0	\$266	\$229	\$0	\$0	\$495		
TOTAL	\$0	\$0	\$0	\$531	\$459	\$0	\$0	\$990		

ROUTE: 6628		PROJECT NAME				PROGRAM/SYSTEM		MPO Area				
UPC:	107013	OLD LEE HIGHWAY BIKEWAY & TRAIL				Urban		Northern Virginia				
Street Name:	Old Lee Highway								Start (CY)	Budget	Expenditure	
Jurisdiction:	Fairfax							PE	2015	\$2,500	\$606	
Description:	FROM: North Street TO: Fairfax Circle (2.0400 MI)								RW	2023	\$6,000	\$0
Scope:	Facilities for Pedestrians and Bicycles								CN	2025	\$18,300	\$0
							Total		\$26,800	\$606		
Service Area / Fund	Previous	FY2023	FY2024	FY2025	FY2026	FY2027	FY2028	Total				
Revenue Sharing												
State	\$1,526	\$3,621	\$5,626	\$0	\$0	\$0	\$0	\$10,773				
Local	\$10,773	\$0	\$0	\$0	\$0	\$0	\$0	\$10,773				
Other Funds												
NVTA	\$0	\$2,227	\$0	\$0	\$0	\$0	\$0	\$2,227				
Other	\$3,027	\$0	\$0	\$0	\$0	\$0	\$0	\$3,027				
TOTAL	\$15,326	\$5,848	\$5,626	\$0	\$0	\$0	\$0	\$26,800				

ROUTE: 6682		PROJECT NAME				PROGRAM/SYSTEM		MPO Area				
UPC:	113249	NORTH SYCAMORE STREET IMPROVEMENTS				Secondary		Northern Virginia				
Street Name:	North Sycamore								Start (CY)	Budget	Expenditure	
Jurisdiction:	Arlington County							PE	2019	\$627	\$7	
Description:	FROM: 19th St N/I-66 On-Ramp TO: Lee Highway								RW			
Scope:	Facilities for Pedestrians and Bicycles								CN	2025	\$3,704	\$0
							Total		\$4,331	\$7		
Service Area / Fund	Previous	FY2023	FY2024	FY2025	FY2026	FY2027	FY2028	Total				
Revenue Sharing												
State	\$150	\$100	\$0	\$0	\$0	\$0	\$0	\$250				
Local	\$150	\$100	\$0	\$0	\$0	\$0	\$0	\$250				
Other Funds												
Other	\$3,831	\$0	\$0	\$0	\$0	\$0	\$0	\$3,831				
TOTAL	\$4,132	\$199	\$0	\$0	\$0	\$0	\$0	\$4,331				

ROUTE: 6721	PROJECT NAME				PROGRAM/SYSTEM		MPO Area			
UPC: 102859	SHIRLINGTON BRIDGE REHABILITATION AND PED IMPROV RVSH13				Secondary		Northern Virginia			
Street Name:	S. Shirlington Rd.						Start (CY)	Budget	Expenditure	
Jurisdiction:	Arlington County						PE	2014	\$600	\$273
Description:	FROM: S. Four Mile Run Dr. TO: S. Arlington Mill Dr. (0.5000 MI)						RW			
Scope:	Bridge Rehab w/o Added Capacity						CN	2021	\$658	\$0
							Total		\$1,258	\$273
Service Area / Fund	Previous	FY2023	FY2024	FY2025	FY2026	FY2027	FY2028	Total		
Revenue Sharing										
State	\$360	\$424	\$0	\$0	\$0	\$0	\$0	\$784		
Local	\$360	\$424	\$0	\$0	\$0	\$0	\$0	\$784		
TOTAL	\$720	\$847	\$0	\$0	\$0	\$0	\$0	\$1,567		

ROUTE: 6721	PROJECT NAME				PROGRAM/SYSTEM		MPO Area			
UPC: 119483	SHIRLINGTON NEW PEDESTRIAN AND BICYCLE BRIDGE PH2				Secondary		Northern Virginia			
Street Name:	S. SHIRLINGTON						Start (CY)	Budget	Expenditure	
Jurisdiction:	Arlington County						PE	2021	\$670	\$0
Description:	FROM: S. Four Mile Run Dr. TO: S. Arlington Mill Dr. (0.5000 MI)						RW	2023	\$0	\$0
Scope:	Facilities for Pedestrians and Bicycles						CN	2024	\$2,357	\$0
							Total		\$3,027	\$0
Service Area / Fund	Previous	FY2023	FY2024	FY2025	FY2026	FY2027	FY2028	Total		
Revenue Sharing										
State	\$50	\$576	\$1,000	\$0	\$0	\$0	\$0	\$1,626		
Local	\$50	\$576	\$1,000	\$0	\$0	\$0	\$0	\$1,626		
TOTAL	\$100	\$1,153	\$2,000	\$0	\$0	\$0	\$0	\$3,253		

ROUTE: 6743	PROJECT NAME				PROGRAM/SYSTEM		MPO Area			
UPC: 119204	#SGR22VB (FED ID 00003) BRDG REPL - OLD GLEBE RD OV N. GLEBE				Secondary		Northern Virginia			
Street Name:	N. Old Glebe Road						Start (CY)	Budget	Expenditure	
Jurisdiction:	Arlington County						PE	2022	\$1,284	\$4
Description:	FROM: N. Old Glebe Road Over N. Glebe Road TO: N. Old Glebe Road Over N. Glebe Road (0.1000 MI)						RW	2026	\$672	\$0
Scope:	Bridge Replacement w/o Added Capacity						CN	2027	\$13,313	\$0
							Total		\$15,269	\$4
Service Area / Fund	Previous	FY2023	FY2024	FY2025	FY2026	FY2027	FY2028	Total		
State of Good Repair										
Federal	\$0	\$0	\$0	\$3,251	\$5,000	\$6,000	\$0	\$14,251		
State	\$0	\$250	\$500	\$232	\$0	\$35	\$0	\$1,018		
TOTAL	\$0	\$250	\$500	\$3,484	\$5,000	\$6,035	\$0	\$15,269		

ROUTE: 6746		PROJECT NAME (NEW)				PROGRAM/SYSTEM		MPO Area	
UPC:	121745	FORT MYER DRIVE RECONSTRUCTION TWO-WAY CONVERSION				Urban		Northern Virginia	
Jurisdiction:	Arlington County					Start (CY)	Budget	Expenditure	
Description:	FROM: 17TH STREET TO: 19TH STREET					PE	2023	\$5,300	\$0
Scope:	Reconstruction w/o Added Capacity					RW	2026	\$3,000	\$0
					CN	2027	\$33,901	\$0	
					Total		\$42,201	\$0	
Service Area / Fund	Previous	FY2023	FY2024	FY2025	FY2026	FY2027	FY2028	Total	
Revenue Sharing									
State	\$0	\$0	\$0	\$4,060	\$4,060	\$0	\$0	\$8,121	
Local	\$0	\$0	\$0	\$4,060	\$4,060	\$0	\$0	\$8,121	
TOTAL	\$0	\$0	\$0	\$8,121	\$8,121	\$0	\$0	\$16,242	

ROUTE: 6774		PROJECT NAME (NEW)				PROGRAM/SYSTEM		MPO Area	
UPC:	121749	LINCOLN AVENUE ROADBED RECONSTRUCTION				Urban		Northern Virginia	
Jurisdiction:	Falls Church					Start (CY)	Budget	Expenditure	
Description:	FROM: NORTH WEST STREET TO: CITY LIMITS					PE	2027	\$327	\$0
Scope:	Reconstruction w/o Added Capacity					RW	2030	\$102	\$0
					CN	2030	\$2,989	\$0	
					Total		\$3,417	\$0	
Service Area / Fund	Previous	FY2023	FY2024	FY2025	FY2026	FY2027	FY2028	Total	
Revenue Sharing									
State	\$0	\$0	\$0	\$676	\$676	\$0	\$0	\$1,352	
Local	\$0	\$0	\$0	\$676	\$676	\$0	\$0	\$1,352	
TOTAL	\$0	\$0	\$0	\$1,352	\$1,352	\$0	\$0	\$2,704	

ROUTE: 9999		PROJECT NAME (NEW)				PROGRAM/SYSTEM		MPO Area	
UPC:	T27157	LAWSON ROAD PEDESTRIAN CROSSING OF TUSCARORA CREEK				Urban		Northern Virginia	
Jurisdiction:	Leesburg					Start (CY)	Budget	Expenditure	
Description:						PE		\$187	\$0
Scope:	Facilities for Pedestrians and Bicycles					RW		\$0	\$0
					CN		\$748	\$0	
					Total		\$935	\$0	
Service Area / Fund	Previous	FY2023	FY2024	FY2025	FY2026	FY2027	FY2028	Total	
Earmarks									
Federal	\$0	\$935	\$0	\$0	\$0	\$0	\$0	\$935	

ROUTE: 9999		PROJECT NAME (NEW)				PROGRAM/SYSTEM		MPO Area	
UPC:	T27144	GLENCARLYN PARK PEDESTRIAN BRIDGE				Urban		Northern Virginia	
Jurisdiction:	Arlington County					Start (CY)	Budget	Expenditure	
Description:	FROM: VARIOUS TO: VARIOUS					PE		\$160	\$0
Scope:	Facilities for Pedestrians and Bicycles					RW		\$0	\$0
					CN		\$640	\$0	
					Total		\$800	\$0	
Service Area / Fund	Previous	FY2023	FY2024	FY2025	FY2026	FY2027	FY2028	Total	
Earmarks									
Federal	\$0	\$800	\$0	\$0	\$0	\$0	\$0	\$800	

ROUTE: 9999	PROJECT NAME (NEW)				PROGRAM/SYSTEM		MPO Area		
UPC: T27143	GEORGE WASHINGTON MEMORIAL PARKWAY				Urban		Northern Virginia		
Jurisdiction: Alexandria							Start (CY)	Budget	Expenditure
Description: FROM: MOUNT VERNON TO: CITY OF ALEXANDRIA LIMITS					PE			\$60	\$0
Scope: Safety					RW			\$0	\$0
					CN			\$240	\$0
					Total			\$300	\$0
Service Area / Fund	Previous	FY2023	FY2024	FY2025	FY2026	FY2027	FY2028	Total	
Earmarks									
Federal	\$0	\$300	\$0	\$0	\$0	\$0	\$0	\$300	

ROUTE: 9999	PROJECT NAME (NEW)				PROGRAM/SYSTEM		MPO Area		
UPC: T27142	CAPITAL BIKESHARE FOR UNDERSERVED AREAS				Urban		Northern Virginia		
Jurisdiction: Fairfax County							Start (CY)	Budget	Expenditure
Description:					PE			\$50	\$0
Scope: Facilities for Pedestrians and Bicycles					RW			\$0	\$0
					CN			\$950	\$0
					Total			\$1,000	\$0
Service Area / Fund	Previous	FY2023	FY2024	FY2025	FY2026	FY2027	FY2028	Total	
Earmarks									
Federal	\$0	\$1,000	\$0	\$0	\$0	\$0	\$0	\$1,000	

ROUTE: 9999	PROJECT NAME (NEW)				PROGRAM/SYSTEM		MPO Area		
UPC: T27132	BLUEMONT JUNCTION TRAIL - MILL AND REPAVE				Urban		Northern Virginia		
Jurisdiction: Arlington County							Start (CY)	Budget	Expenditure
Description: FROM: Washington Old Dominion Trail TO: Four Mile Run Trail					PE			\$25	\$0
Scope: Facilities for Pedestrians and Bicycles					RW			\$0	\$0
					CN			\$300	\$0
					Total			\$325	\$0
Service Area / Fund	Previous	FY2023	FY2024	FY2025	FY2026	FY2027	FY2028	Total	
Earmarks									
Federal	\$0	\$325	\$0	\$0	\$0	\$0	\$0	\$325	

ROUTE: 9999	PROJECT NAME (NEW)				PROGRAM/SYSTEM		MPO Area		
UPC: T26900	S. ARLINGTON RIDGE ROAD INTERSECTION IMPROVEMENTS PH2				Secondary		Northern Virginia		
Jurisdiction: Arlington County							Start (CY)	Budget	Expenditure
Description: FROM: S. Lynn Street TO: S. Lang Street					PE	2024	\$300	\$0	
Scope: Facilities for Pedestrians and Bicycles					RW		\$0	\$0	
					CN	2026	\$1,000	\$0	
					Total			\$1,300	\$0
Service Area / Fund	Previous	FY2023	FY2024	FY2025	FY2026	FY2027	FY2028	Total	
Revenue Sharing									
State	\$0	\$0	\$344	\$0	\$0	\$0	\$0	\$344	
Local	\$0	\$0	\$344	\$0	\$0	\$0	\$0	\$344	
TOTAL	\$0	\$0	\$688	\$0	\$0	\$0	\$0	\$688	

ROUTE: 9999	PROJECT NAME (NEW)		PROGRAM/SYSTEM				MPO Area	
UPC: T26862	BUS STOP ENHANCEMENTS - CITYWIDE MANASSAS		Other				Northern Virginia	
Street Name:	CITYWIDE							
Jurisdiction:	Manassas							
Description:	FROM: CITYWIDE TO: CITYWIDE							
Scope:	Transit							
Service Area / Fund	Previous	FY2023	FY2024	FY2025	FY2026	FY2027	FY2028	Total
Specialized State and Federal								
MPO CMAQ	\$0	\$0	\$0	\$0	\$0	\$0	\$200	\$200

ROUTE: 9999	PROJECT NAME (NEW)		PROGRAM/SYSTEM				MPO Area	
UPC: T26833	MATOC ANNUAL SUPPORT FY28-FY30		Other				Northern Virginia	
Street Name:	Various							
Jurisdiction:	Northern Virginia District-wide							
Description:	FROM: A REGIONAL TRANSPORTATION CORRINATION AND TO: COMMUNICATION PROGRAM - METROPOLITAN WASHINGTON, DC							
Scope:	Safety							
Service Area / Fund	Previous	FY2023	FY2024	FY2025	FY2026	FY2027	FY2028	Total
Specialized State and Federal								
MPO CMAQ	\$0	\$0	\$0	\$0	\$0	\$0	\$952	\$952

ROUTE: 9999	PROJECT NAME (NEW)		PROGRAM/SYSTEM				MPO Area	
UPC: T26819	PWCS SAFE ROUTES TO SCHOOL PROGRAM COORDINATOR / DEVELOPMENT		Enhancement				Northern Virginia	
Jurisdiction:	Prince William County							
Description:	FROM: Various TO: Various							
Scope:	Safety and Education of Pedestrians /Bicyclists							
Service Area / Fund	Previous	FY2023	FY2024	FY2025	FY2026	FY2027	FY2028	Total
Specialized State and Federal								
Federal	\$0	\$140	\$0	\$0	\$0	\$0	\$0	\$140
Other Funds								
Other	\$0	\$35	\$0	\$0	\$0	\$0	\$0	\$35
TOTAL	\$0	\$175	\$0	\$0	\$0	\$0	\$0	\$175

ROUTE: 9999	PROJECT NAME (NEW)		PROGRAM/SYSTEM				MPO Area	
UPC: T26690	HIGH PRIORITY INTERSECTION IMPROVEMENTS (HPII)		Other				Northern Virginia	
Street Name:	Countywide							
Jurisdiction:	Loudoun County							
Description:	FROM: Various TO: Various							
Scope:	Safety							
Service Area / Fund	Previous	FY2023	FY2024	FY2025	FY2026	FY2027	FY2028	Total
Specialized State and Federal								
MPO RSTP	\$0	\$0	\$0	\$0	\$0	\$0	\$4,000	\$4,000

ROUTE: 9999	PROJECT NAME (NEW)				PROGRAM/SYSTEM		MPO Area	
UPC: T26689	HIGH PRIORITY SIDEWALK AND PEDESTRIAN IMPROVEMENTS (HPSPI)				Other		Northern Virginia	
Street Name:	Countywide							
Jurisdiction:	Loudoun County							
Description:	FROM: VARIOUS TO: VARIOUS							
Scope:	Facilities for Pedestrians and Bicycles							
Service Area / Fund	Previous	FY2023	FY2024	FY2025	FY2026	FY2027	FY2028	Total
Specialized State and Federal								
MPO CMAQ	\$0	\$0	\$0	\$0	\$0	\$0	\$555	\$555
MPO RSTP	\$0	\$0	\$0	\$0	\$0	\$0	\$3,445	\$3,445
TOTAL	\$0	\$0	\$0	\$0	\$0	\$0	\$4,000	\$4,000

ROUTE: 9999	PROJECT NAME (NEW)				PROGRAM/SYSTEM		MPO Area	
UPC: T26688	INTELLIGENT TRANSPORTATION SYSTEMS (ITS) IMPROVEMENTS				Other		Northern Virginia	
Street Name:	Countywide locations							
Jurisdiction:	Loudoun County							
Description:	FROM: Various TO: Various							
Scope:	Traffic Management/Engineering							
Service Area / Fund	Previous	FY2023	FY2024	FY2025	FY2026	FY2027	FY2028	Total
Specialized State and Federal								
MPO RSTP	\$0	\$0	\$0	\$0	\$0	\$0	\$4,000	\$4,000

ROUTE: 9999	PROJECT NAME				PROGRAM/SYSTEM		MPO Area	
UPC: T25374	BUS SHELTER PROGRAM (PRTC) FY'27				Other		Northern Virginia	
Street Name:	MULTI-JURISDICTIONAL							
Jurisdiction:	Multi-jurisdictional: Northern Virginia MPO							
Description:	FROM: Prince William County, Cities of Manassas and TO: Prince William County, Cities of Manassas and							
Scope:	Transit							
Service Area / Fund	Previous	FY2023	FY2024	FY2025	FY2026	FY2027	FY2028	Total
Specialized State and Federal								
MPO CMAQ	\$0	\$0	\$0	\$0	\$0	\$170	\$175	\$345

ROUTE: 9999	PROJECT NAME				PROGRAM/SYSTEM		MPO Area	
UPC: T25367	NOVA SIGNAL TIMING OPTIMIZATION & SYSTEMS OPS II FY27-FY29				Primary		Northern Virginia	
Street Name:	VARIOUS							
Jurisdiction:	Northern Virginia District-wide							
Description:	FROM: NORTHERN VIRGINIA DISTRICTWIDE TO: NORTHERN VIRGINIA DISTRICTWIDE							
Scope:	Traffic Management/Engineering							
Service Area / Fund	Previous	FY2023	FY2024	FY2025	FY2026	FY2027	FY2028	Total
Specialized State and Federal								
MPO CMAQ	\$0	\$0	\$0	\$0	\$0	\$2,000	\$2,000	\$4,000

ROUTE:	9999	PROJECT NAME	PROGRAM/SYSTEM					MPO Area
UPC:	T25366	LEASE COMMUTER PARKING SPACES AT LOWES ISLAND FY'27-FY'29	Secondary					Northern Virginia
Jurisdiction:	Loudoun County							
Description:	FROM: COMMUTER LOT AT LOWES ISLAND SHOPPING CENTER TO: COMMUTER LOT AT LOWES ISLAND SHOPPING CENTER							
Scope:	Other							
Service Area / Fund	Previous	FY2023	FY2024	FY2025	FY2026	FY2027	FY2028	Total
Specialized State and Federal								
MPO CMAQ	\$0	\$0	\$0	\$0	\$0	\$30	\$30	\$60

ROUTE:	9999	PROJECT NAME	PROGRAM/SYSTEM					MPO Area
UPC:	T25363	MULTIMODAL TRAVEL INFORMATION DISPLAYS (TID) FY'27-FY'29	Secondary					Northern Virginia
Street Name:	VARIOUS							
Jurisdiction:	Fairfax County							
Description:	TBD							
Scope:	Traffic Management/Engineering							
Service Area / Fund	Previous	FY2023	FY2024	FY2025	FY2026	FY2027	FY2028	Total
Specialized State and Federal								
MPO CMAQ	\$0	\$0	\$0	\$0	\$0	\$400	\$0	\$400

ROUTE:	9999	PROJECT NAME	PROGRAM/SYSTEM					MPO Area
UPC:	T25362	CLEAN AIR PARTNERS FY28-FY30	Interstate					Northern Virginia
Jurisdiction:	Northern Virginia District-wide							
Description:	(FORMERLY ENDZONE REGIONAL PUBLIC EDUCATION CAMPAIGN)							
Scope:	Other							
Service Area / Fund	Previous	FY2023	FY2024	FY2025	FY2026	FY2027	FY2028	Total
Specialized State and Federal								
MPO CMAQ	\$0	\$0	\$0	\$0	\$0	\$276	\$284	\$560

ROUTE:	9999	PROJECT NAME	PROGRAM/SYSTEM					MPO Area
UPC:	T25360	COMMUTER CONNECTIONS OPERATION CENTER FY28 -FY30	Interstate					Northern Virginia
Street Name:	VARIOUS							
Jurisdiction:	Northern Virginia District-wide							
Description:	FROM: COMMUTER CONNECTIONS OPERATION CENTER TO: COMMUTER CONNECTIONS OPERATION CENTER							
Scope:	Other							
Service Area / Fund	Previous	FY2023	FY2024	FY2025	FY2026	FY2027	FY2028	Total
Specialized State and Federal								
MPO CMAQ	\$0	\$0	\$0	\$0	\$0	\$400	\$2,327	\$2,727

ROUTE: 9999	PROJECT NAME	PROGRAM/SYSTEM	MPO Area					
UPC: T25325	STERLING ROAD MULTI-MODAL IMPROVEMENTS	Urban	Northern Virginia					
Street Name:	Sterling Road		Start (CY)	Budget	Expenditure			
Jurisdiction:	Herndon	PE	2027	\$800	\$0			
Description:	FROM: Elden Street TO: Rock Hill Road @ Town Limits (1.0000 MI)	RW	2029	\$1,058	\$0			
Scope:	Reconstruction w/o Added Capacity	CN	2030	\$6,000	\$0			
		Total		\$7,858	\$0			
Service Area / Fund	Previous	FY2023	FY2024	FY2025	FY2026	FY2027	FY2028	Total
Specialized State and Federal								
MPO RSTP	\$0	\$0	\$0	\$0	\$0	\$134	\$500	\$634

ROUTE: 9999	PROJECT NAME	PROGRAM/SYSTEM	MPO Area					
UPC: T25318	CAPITAL BIKESHARE	Other	Northern Virginia					
Street Name:	VARIOUS		Start (CY)	Budget	Expenditure			
Jurisdiction:	Arlington County	PE	2027	\$40	\$0			
Description:	FROM: VARIOUS TO: VARIOUS (1.0000 MI)	RW						
Scope:	Facilities for Pedestrians and Bicycles	CN	2029	\$1,010	\$0			
		Total		\$1,050	\$0			
Service Area / Fund	Previous	FY2023	FY2024	FY2025	FY2026	FY2027	FY2028	Total
Specialized State and Federal								
MPO CMAQ	\$0	\$0	\$0	\$0	\$0	\$469	\$0	\$469

ROUTE: 9999	PROJECT NAME	PROGRAM/SYSTEM	MPO Area					
UPC: T25165	NORTHERN VIRGINIA TERMS - FY'24 - FY '26	Primary	Northern Virginia					
Jurisdiction:	Northern Virginia District-wide							
Description:	Funding For Transportation Emission Reduction Measures For							
Scope:	Other							
Service Area / Fund	Previous	FY2023	FY2024	FY2025	FY2026	FY2027	FY2028	Total
Specialized State and Federal								
Federal	\$0	\$0	\$2,800	\$2,800	\$2,800	\$0	\$0	\$8,400
Match	\$0	\$0	\$700	\$700	\$700	\$0	\$0	\$2,100
TOTAL	\$0	\$0	\$3,500	\$3,500	\$3,500	\$0	\$0	\$10,500

ROUTE: 9999	PROJECT NAME	PROGRAM/SYSTEM	MPO Area					
UPC: T24212	MULTIMODAL TRAVEL INFORMATION DISPLAYS (TID) FY24-FY26	Secondary	Northern Virginia					
Street Name:	VARIOUS							
Jurisdiction:	Fairfax County							
Description:	TYSONS CORNER AREA							
Scope:	Traffic Management/Engineering							
Service Area / Fund	Previous	FY2023	FY2024	FY2025	FY2026	FY2027	FY2028	Total
Specialized State and Federal								
MPO CMAQ	\$0	\$0	\$0	\$302	\$362	\$0	\$0	\$664

ROUTE: 9999	PROJECT NAME		PROGRAM/SYSTEM				MPO Area	
UPC: T24209	BUS SHELTER PROGRAM (PRTC)		Other				Northern Virginia	
Street Name:	MULTI-JURISDICTIONAL							
Jurisdiction:	Multi-jurisdictional: Northern Virginia MPO							
Description:	FROM: Prince William County, Cities of Manassas and TO: Prince William County, Cities of Manassas and							
Scope:	Transit							
Service Area / Fund	Previous	FY2023	FY2024	FY2025	FY2026	FY2027	FY2028	Total
Specialized State and Federal								
MPO CMAQ	\$0	\$0	\$0	\$0	\$168	\$0	\$0	\$168

ROUTE: 9999	PROJECT NAME		PROGRAM/SYSTEM				MPO Area	
UPC: T24168	DEAN DRIVE WIDENING		Urban				Northern Virginia	
Street Name:	DEAN DRIVE				Start (CY)	Budget	Expenditure	
Jurisdiction:	Manassas				PE	2026	\$750	\$0
Description:	FROM: Animal Shelter Entrance TO: Wellington Road				RW	2028	\$3,250	\$0
Scope:	Reconstruction w/o Added Capacity				CN	2029	\$4,300	\$0
					Total		\$8,300	\$0
Service Area / Fund	Previous	FY2023	FY2024	FY2025	FY2026	FY2027	FY2028	Total
Specialized State and Federal								
MPO RSTP	\$0	\$0	\$0	\$0	\$1,110	\$818	\$1,000	\$2,928

ROUTE: 9999	PROJECT NAME		PROGRAM/SYSTEM				MPO Area	
UPC: T23924	MULTIMODAL TRANSPORTATION IMPROVEMENTS FY'24 - FY'26		Urban				Northern Virginia	
Jurisdiction:	Fairfax				Start (CY)	Budget	Expenditure	
Description:	FROM: Various TO: Various				PE	2026	\$150	\$0
Scope:	Other				RW	2028	\$150	\$0
					CN	2029	\$700	\$0
					Total		\$1,000	\$0
Service Area / Fund	Previous	FY2023	FY2024	FY2025	FY2026	FY2027	FY2028	Total
Specialized State and Federal								
MPO RSTP	\$0	\$0	\$0	\$0	\$855	\$855	\$815	\$2,524

ROUTE: 9999	PROJECT NAME		PROGRAM/SYSTEM				MPO Area	
UPC: T23919	LEASE COMMUTER PARKING SPACES AT LOWES ISLAND FY'24 - FY'26		Secondary				Northern Virginia	
Jurisdiction:	Loudoun County							
Description:	FROM: Lowes Island Park & Ride TO: Lowes Island Park & Ride							
Scope:	Other							
Service Area / Fund	Previous	FY2023	FY2024	FY2025	FY2026	FY2027	FY2028	Total
Specialized State and Federal								
MPO CMAQ	\$0	\$0	\$40	\$30	\$30	\$0	\$0	\$100

ROUTE: 9999	PROJECT NAME	PROGRAM/SYSTEM	MPO Area					
UPC: T23633	SMART MOBILITY IMPLEMENTATION	Other	Northern Virginia					
Street Name: CITYWIDE			Start (CY)	Budget	Expenditure			
Jurisdiction: Alexandria		PE	2026	\$1,000	\$0			
Description: FROM: Various TO: Various		RW						
Scope: Other		CN	2028	\$2,750	\$0			
		Total		\$3,750	\$0			
Service Area / Fund	Previous	FY2023	FY2024	FY2025	FY2026	FY2027	FY2028	Total
Specialized State and Federal								
MPO RSTP	\$0	\$0	\$0	\$0	\$3,951	\$1,042	\$0	\$4,992

ROUTE: 9999	PROJECT NAME	PROGRAM/SYSTEM	MPO Area					
UPC: T22728	MATOC ANNUAL SUPPORT FY25-FY27	Other	Northern Virginia					
Street Name: Various								
Jurisdiction: Northern Virginia District-wide								
Description: FROM: A REGIONAL TRANSPORTATION CORRDIATION AND TO: COMMUNICATION PROGRAM - METROPOLITAN WASHINGTON, DC								
Scope: Safety								
Service Area / Fund	Previous	FY2023	FY2024	FY2025	FY2026	FY2027	FY2028	Total
Specialized State and Federal								
MPO CMAQ	\$0	\$0	\$0	\$678	\$678	\$800	\$0	\$2,156

ROUTE: 9999	PROJECT NAME	PROGRAM/SYSTEM	MPO Area					
UPC: T22715	MANASSAS TRAFFIC SIGNAL OPTIMIZATION & S/WARE EQUIP UPGRADE	Other	Northern Virginia					
Jurisdiction: Manassas			Start (CY)	Budget	Expenditure			
Description: FROM: VARIOUS TO: VARIOUS		PE	2025	\$500	\$0			
Scope: Traffic Management/Engineering		RW						
		CN						
		Total		\$500	\$0			
Service Area / Fund	Previous	FY2023	FY2024	FY2025	FY2026	FY2027	FY2028	Total
Specialized State and Federal								
MPO CMAQ	\$0	\$0	\$0	\$480	\$0	\$0	\$0	\$480

ROUTE: 9999	PROJECT NAME	PROGRAM/SYSTEM	MPO Area					
UPC: T22573	STONEWALL PARK TRAIL EXTENSION (PH1)	Urban	Northern Virginia					
Street Name: Portner Avenue			Start (CY)	Budget	Expenditure			
Jurisdiction: Manassas		PE	2025	\$420	\$0			
Description: FROM: Vicksburg Lane TO: Portner Avenue		RW	2026	\$20	\$0			
Scope: Facilities for Pedestrians and Bicycles		CN	2027	\$1,560	\$0			
		Total		\$2,000	\$0			
Service Area / Fund	Previous	FY2023	FY2024	FY2025	FY2026	FY2027	FY2028	Total
Specialized State and Federal								
MPO CMAQ	\$0	\$0	\$0	\$0	\$271	\$567	\$0	\$839
MPO RSTP	\$0	\$0	\$0	\$693	\$0	\$0	\$0	\$693
TOTAL	\$0	\$0	\$0	\$693	\$271	\$567	\$0	\$1,532

ROUTE: 9999	PROJECT NAME				PROGRAM/SYSTEM		MPO Area	
UPC: T21765	NORTHERN VIRGINIA DGP DEALLOCATION BALANCE ENTRY				Other		NonMPO	
Jurisdiction: Northern Virginia District-wide								
Description:								
Scope:								
Service Area / Fund	Previous	FY2023	FY2024	FY2025	FY2026	FY2027	FY2028	Total
District Grant Program								
Federal	\$0	\$0	\$0	\$0	\$1,200	\$2,046	\$0	\$3,246
State	\$10,327	\$0	\$0	\$0	\$0	\$0	\$0	\$10,327
TOTAL	\$10,327	\$0	\$0	\$0	\$1,200	\$2,046	\$0	\$13,572

ROUTE: 9999	PROJECT NAME				PROGRAM/SYSTEM		MPO Area	
UPC: T21586	NOVA SIGNAL TIMING OPTIMIZATION & SYSTEMS OPS II (FY'24-'26)				Primary		Northern Virginia	
Street Name: VARIOUS								
Jurisdiction: Northern Virginia District-wide								
Description: FROM: NORTHERN VIRGINIA DISTRICTWIDE TO: NORTHERN VIRGINIA DISTRICTWIDE								
Scope: Traffic Management/Engineering								
Service Area / Fund	Previous	FY2023	FY2024	FY2025	FY2026	FY2027	FY2028	Total
Specialized State and Federal								
MPO CMAQ	\$0	\$0	\$1,532	\$1,695	\$1,695	\$0	\$0	\$4,923

ROUTE: 9999	PROJECT NAME				PROGRAM/SYSTEM		MPO Area	
UPC: T21559	CLEAN AIR PARTNERS FY'25-FY'27				Interstate		Northern Virginia	
Street Name: VARIOUS								
Jurisdiction: Northern Virginia District-wide								
Description: (FORMERLY ENDZONE REGIONAL PUBLIC EDUCATION CAMPAIGN)								
Scope: Traffic Management/Engineering								
Service Area / Fund	Previous	FY2023	FY2024	FY2025	FY2026	FY2027	FY2028	Total
Specialized State and Federal								
MPO CMAQ	\$0	\$0	\$258	\$220	\$227	\$0	\$0	\$705

ROUTE: 9999	PROJECT NAME				PROGRAM/SYSTEM		MPO Area	
UPC: T21556	COMMUTER CONNECTIONS OPERATION CENTER - FY25 to FY27				Interstate		Northern Virginia	
Street Name: VARIOUS								
Jurisdiction: Northern Virginia District-wide								
Description: FROM: COMMUTER CONNECTIONS OPERATION CENTER TO: COMMUTER CONNECTIONS OPERATION CENTER								
Scope: Other								
Service Area / Fund	Previous	FY2023	FY2024	FY2025	FY2026	FY2027	FY2028	Total
Specialized State and Federal								
MPO CMAQ	\$0	\$0	\$310	\$266	\$276	\$0	\$0	\$852

ROUTE: 9999	PROJECT NAME				PROGRAM/SYSTEM		MPO Area	
UPC: T21536	RIDESHARING ENHANCEMENTS AND TDM IN ALEXANDRIA FY'24-'26				Urban		Northern Virginia	
Street Name:	Citywide							
Jurisdiction:	Alexandria							
Description:	Citywide							
Scope:	Other							
Service Area / Fund	Previous	FY2023	FY2024	FY2025	FY2026	FY2027	FY2028	Total
Specialized State and Federal								
MPO CMAQ	\$0	\$0	\$501	\$500	\$424	\$0	\$0	\$1,424

ROUTE: 9999	PROJECT NAME				PROGRAM/SYSTEM		MPO Area		
UPC: T21504	TRANSPORTATION PLAN UPDATE - CITY OF MANASSAS				Urban		Northern Virginia		
Street Name:	Citywide Master Plan						Start (CY)	Budget	Expenditure
Jurisdiction:	Manassas				PE		2023	\$300	\$0
Description:	FROM: Citywide TO: Citywide				RW				
Scope:	Other				CN				
							Total	\$300	\$0
Service Area / Fund	Previous	FY2023	FY2024	FY2025	FY2026	FY2027	FY2028	Total	
Specialized State and Federal									
MPO RSTP	\$0	\$0	\$353	\$0	\$0	\$0	\$0	\$353	

ROUTE: 9999	PROJECT NAME				PROGRAM/SYSTEM		MPO Area	
UPC: T19637	PEDESTRIAN & SAFETY MOBILITY ENHANCEMENTS- PRIMARY CORRIDORS				Urban		Northern Virginia	
REPORT NOTE: Locally Administered								
Street Name:	Various							
Jurisdiction:	Alexandria							
Description:	FROM: Various TO: Various							
Scope:	Safety							
Service Area / Fund	Previous	FY2023	FY2024	FY2025	FY2026	FY2027	FY2028	Total
Specialized State and Federal								
MPO RSTP	\$0	\$1,334	\$1,665	\$0	\$0	\$0	\$0	\$2,999

ROUTE: 9999	PROJECT NAME				PROGRAM/SYSTEM		MPO Area	
UPC: T15988	#HB2.FY17 HIGHWAY CONST DISTRICT GRANT PRGM - NOVA				Other		NonMPO	
Jurisdiction:	Northern Virginia District-wide							
Description:								
Scope:								
Service Area / Fund	Previous	FY2023	FY2024	FY2025	FY2026	FY2027	FY2028	Total
District Grant Program								
Federal	\$0	\$0	\$0	\$0	\$0	\$0	\$50,000	\$50,000
State	\$4,911	\$5,675	\$4,733	\$587	\$0	\$1,994	\$596	\$18,497
TOTAL	\$4,911	\$5,675	\$4,733	\$587	\$0	\$1,994	\$50,596	\$68,497

ROUTE: 9999	PROJECT NAME				PROGRAM/SYSTEM		MPO Area	
UPC: T13917	#SGR Northern Virginia-VDOT SGR Bridge-Balance Entry				Other		NonMPO	
Jurisdiction: Northern Virginia District-wide								
Description:								
Scope: Other								
Service Area / Fund	Previous	FY2023	FY2024	FY2025	FY2026	FY2027	FY2028	Total
State of Good Repair								
Federal	\$495	\$0	\$0	\$0	\$0	\$1,196	\$4,686	\$6,377
State	\$4,001	\$1,728	\$2,031	\$114	\$2,376	\$944	\$7,949	\$19,142
TOTAL	\$4,495	\$1,728	\$2,031	\$114	\$2,376	\$2,140	\$12,635	\$25,519

ROUTE: 9999	PROJECT NAME				PROGRAM/SYSTEM		MPO Area	
UPC: T13511	#SGR Northern Virginia-VDOT SGR Paving-Balance Entry				Other		NonMPO	
Jurisdiction: Northern Virginia District-wide								
Description: FROM: various TO: various								
Scope: Other								
Service Area / Fund	Previous	FY2023	FY2024	FY2025	FY2026	FY2027	FY2028	Total
State of Good Repair								
Federal	\$881	\$0	\$0	\$0	\$2,750	\$6,863	\$0	\$10,494
State	\$2,165	\$1,382	\$9,206	\$9,998	\$7,169	\$2,912	\$9,788	\$42,620
Legacy CN Formula								
State	\$20	\$0	\$0	\$0	\$0	\$0	\$0	\$20
TOTAL	\$3,066	\$1,382	\$9,206	\$9,998	\$9,919	\$9,776	\$9,788	\$53,134

ROUTE: 9999	PROJECT NAME				PROGRAM/SYSTEM		MPO Area	
UPC: T9619	#SGR Northern Virginia-Local SGR Bridge-Bal Entry				Other		NonMPO	
Jurisdiction: Northern Virginia District-wide								
Description:								
Scope:								
Service Area / Fund	Previous	FY2023	FY2024	FY2025	FY2026	FY2027	FY2028	Total
State of Good Repair								
State	\$0	\$821	\$1,051	\$1,200	\$975	\$2,897	\$2,900	\$9,843

ROUTE: 9999	PROJECT NAME				PROGRAM/SYSTEM		MPO Area	
UPC: T9618	#SGR Northern Virginia-Local SGR Paving-Balance Entry				Other		NonMPO	
Jurisdiction: Northern Virginia District-wide								
Description:								
Scope:								
Service Area / Fund	Previous	FY2023	FY2024	FY2025	FY2026	FY2027	FY2028	Total
State of Good Repair								
State	\$923	\$0	\$1,237	\$1,481	\$1,469	\$1,448	\$1,450	\$8,009

ROUTE: 9999		PROJECT NAME				PROGRAM/SYSTEM		MPO Area	
UPC:	50100	#SMART18 - WIDEN E ELDEN ST FROM MONROE ST TO FXCO PKWY				Urban		Northern Virginia	
REPORT NOTE: Balance to be addressed at CN award.									
Street Name:	EAST ELDEN STREET					Start (CY)	Budget	Expenditure	
Jurisdiction:	Herndon					PE	2001	\$6,892	\$5,382
Description:	FROM: Monroe Street (Route 228) TO: 0.006 Miles West of Town of Herndon Limits (1.0413 MI)					RW	2019	\$13,340	\$9,857
Scope:	Reconstruction w/ Added Capacity					CN	2024	\$24,417	\$0
						Total		\$44,649	\$15,240
Service Area / Fund	Previous	FY2023	FY2024	FY2025	FY2026	FY2027	FY2028	Total	
High Priority Projects									
Federal	\$8,076	\$10,018	\$0	\$780	\$0	\$0	\$0	\$18,874	
State	\$4,211	\$1,531	\$0	\$0	\$400	\$0	\$0	\$6,142	
Specialized State and Federal									
Federal	\$708	\$0	\$0	\$0	\$0	\$0	\$0	\$708	
Match	\$81	\$0	\$0	\$0	\$0	\$0	\$0	\$81	
State	\$1	\$0	\$0	\$0	\$0	\$0	\$0	\$1	
MPO RSTP	\$6,127	\$0	\$754	\$700	\$0	\$0	\$0	\$7,581	
Local	\$5	\$0	\$0	\$0	\$0	\$0	\$0	\$5	
Legacy CN Formula									
Federal	\$300	\$0	\$0	\$0	\$0	\$0	\$0	\$300	
Match	\$68	\$0	\$0	\$0	\$0	\$0	\$0	\$68	
State	\$275	\$0	\$0	\$0	\$0	\$0	\$0	\$275	
Revenue Sharing									
State	\$0	\$974	\$974	\$1,325	\$1,321	\$0	\$0	\$4,594	
Local	\$0	\$974	\$974	\$1,325	\$1,321	\$0	\$0	\$4,594	
Other Funds									
Other	\$5,992	\$0	\$0	\$0	\$0	\$0	\$0	\$5,992	
TOTAL	\$25,844	\$13,497	\$2,702	\$4,130	\$3,042	\$0	\$0	\$49,214	

ROUTE: 9999		PROJECT NAME				PROGRAM/SYSTEM		MPO Area	
UPC:	70716	NORTHERN VIRGINIA (NOVA) CMAQ BALANCE ENTRY				Other		Northern Virginia	
Jurisdiction:	Northern Virginia District-wide								
Description:									
Scope:	Other								
Service Area / Fund	Previous	FY2023	FY2024	FY2025	FY2026	FY2027	FY2028	Total	
Specialized State and Federal									
MPO CMAQ	\$1,402	\$215	\$376	\$379	\$681	\$523	\$0	\$3,576	

ROUTE: 9999	PROJECT NAME				PROGRAM/SYSTEM		MPO Area	
UPC: 70717	NORTHERN VIRGINIA (NOVA) REGIONAL STP (RSTP) BALANCE ENTRY				Other		Northern Virginia	
Jurisdiction: Northern Virginia District-wide								
Description:								
Scope: Other								
Service Area / Fund	Previous	FY2023	FY2024	FY2025	FY2026	FY2027	FY2028	Total
Specialized State and Federal								
Match	\$43	\$0	\$0	\$0	\$0	\$0	\$0	\$43
MPO RSTP	\$2,996	\$1,703	\$5,398	\$0	\$0	\$0	\$0	\$10,097
TOTAL	\$3,039	\$1,703	\$5,398	\$0	\$0	\$0	\$0	\$10,140

ROUTE: 9999	PROJECT NAME				PROGRAM/SYSTEM		MPO Area		
UPC: 80798	TOWN OF CLIFTON-MAIN STREET PARKING & SIDEWALK IMPROVEMENTS				Enhancement		Northern Virginia		
REPORT NOTE: Revised estimate required.									
Street Name: Main Street						Start (CY)	Budget	Expenditure	
Jurisdiction: Fairfax County						PE	2008	\$429	\$377
Description: Within limits of Town of Clifton (0.7000 MI)						RW			
Scope: Landscaping/Beautification						CN	2014	\$921	\$24
						Total		\$2,495	\$411
Service Area / Fund	Previous	FY2023	FY2024	FY2025	FY2026	FY2027	FY2028	Total	
Specialized State and Federal									
Federal	\$1,163	\$104	\$330	\$0	\$0	\$0	\$0	\$1,598	
Match	\$45	\$0	\$0	\$0	\$0	\$0	\$0	\$45	
MPO TAP	\$301	\$215	\$102	\$0	\$0	\$0	\$0	\$618	
Local	\$5	\$0	\$0	\$0	\$0	\$0	\$0	\$5	
Other Funds									
Other	\$316	\$80	\$108	\$0	\$0	\$0	\$0	\$504	
TOTAL	\$1,830	\$399	\$539	\$0	\$0	\$0	\$0	\$2,769	

ROUTE: 9999	PROJECT NAME				PROGRAM/SYSTEM		MPO Area		
UPC: 98177	Realign & Signalize Elden Street @ Center Street				Urban		Northern Virginia		
Street Name: Elden Street						Start (CY)	Budget	Expenditure	
Jurisdiction: Herndon						PE	2011	\$120	\$52
Description: FROM: At Center Street TO: At Center Street						RW	2011	\$688	\$0
Scope: Resurfacing						CN	2021	\$1,122	\$3
						Total		\$1,930	\$55
Service Area / Fund	Previous	FY2023	FY2024	FY2025	FY2026	FY2027	FY2028	Total	
Revenue Sharing									
State	\$509	\$456	\$0	\$0	\$0	\$0	\$0	\$965	
Local	\$509	\$456	\$0	\$0	\$0	\$0	\$0	\$965	
TOTAL	\$1,018	\$912	\$0	\$0	\$0	\$0	\$0	\$1,930	

ROUTE: 9999	PROJECT NAME		PROGRAM/SYSTEM				MPO Area	
UPC: 99580	Project Prescoping - Northern Virginia		Other				Northern Virginia	
Street Name:	Various							
Jurisdiction:	Northern Virginia District-wide							
Description:	FROM: Various TO: Various							
Scope:	Preliminary Engineering							
Service Area / Fund	Previous	FY2023	FY2024	FY2025	FY2026	FY2027	FY2028	Total
Research & Planning								
State	\$29,391	\$450	\$0	\$0	\$0	\$0	\$0	\$29,841

ROUTE: 9999	PROJECT NAME		PROGRAM/SYSTEM				MPO Area	
UPC: 101689	TSM Fiber Optic Plant Upgrades - PH3 Construction		Other				Northern Virginia	
REPORT NOTE: Locally Administered								
Street Name:	County Wide (Approx. 93 Signals in PH3)					Start (CY)	Budget	Expenditure
Jurisdiction:	Arlington County					PE		
Description:	FROM: County Wide TO: County Wide					RW		
Scope:	Safety					CN	2014	\$8,688
						Total		\$3,343
							\$8,688	\$3,343
Service Area / Fund	Previous	FY2023	FY2024	FY2025	FY2026	FY2027	FY2028	Total
Specialized State and Federal								
Federal	\$296	\$0	\$0	\$0	\$0	\$0	\$0	\$296
Match	\$78	\$0	\$0	\$0	\$0	\$0	\$0	\$78
MPO RSTP	\$6,907	\$0	\$76	\$0	\$0	\$0	\$0	\$6,984
Other Funds								
Other	\$863	\$0	\$0	\$0	\$0	\$0	\$0	\$863
TOTAL	\$8,144	\$0	\$76	\$0	\$0	\$0	\$0	\$8,221

ROUTE: 9999	PROJECT NAME		PROGRAM/SYSTEM				MPO Area	
UPC: 102943	PARKING TECHNOLOGIES		Urban				Northern Virginia	
Street Name:	Various							
Jurisdiction:	Alexandria							
Description:	FROM: Citywide TO: Citywide							
Scope:	Preliminary Engineering							
Service Area / Fund	Previous	FY2023	FY2024	FY2025	FY2026	FY2027	FY2028	Total
Specialized State and Federal								
MPO RSTP	\$1,812	\$250	\$0	\$0	\$0	\$0	\$0	\$2,062

ROUTE: 9999	PROJECT NAME				PROGRAM/SYSTEM			MPO Area		
UPC: 104328	HERNDON METRORAIL INTERMODAL ACCESS IMPROVEMENTS				Urban			Northern Virginia		
Street Name:	HERNDON PARKWAY							Start (CY)	Budget	Expenditure
Jurisdiction:	Herndon				PE	2014		\$520	\$434	
Description:	FROM: 0.212 Mi East of Van Buren Street TO: 0.374 Mi. East of Van Buren Street (0.1620 MI)				RW	2018		\$3,284	\$1,625	
Scope:	Transit				CN	2021		\$2,195	\$17	
					Total			\$5,998	\$2,077	
Service Area / Fund	Previous	FY2023	FY2024	FY2025	FY2026	FY2027	FY2028	Total		
Specialized State and Federal										
Federal	\$27	\$0	\$0	\$0	\$0	\$0	\$0	\$27		
Match	\$7	\$0	\$0	\$0	\$0	\$0	\$0	\$7		
MPO CMAQ	\$1,957	\$59	\$0	\$0	\$0	\$0	\$0	\$2,016		
Local	\$2	\$0	\$0	\$0	\$0	\$0	\$0	\$2		
Legacy CN Formula										
State	\$88	\$0	\$0	\$0	\$0	\$0	\$0	\$88		
Other Funds										
NVTA	\$1,100	\$0	\$0	\$0	\$0	\$0	\$0	\$1,100		
Other	\$2,844	\$0	\$0	\$0	\$0	\$0	\$0	\$2,844		
TOTAL	\$6,024	\$59	\$0	\$0	\$0	\$0	\$0	\$6,083		

ROUTE: 9999	PROJECT NAME				PROGRAM/SYSTEM			MPO Area		
UPC: 105521	#HB2.FY17 WIDEN EAST SPRING STREET				Urban			Northern Virginia		
REPORT NOTE: Balance to be addressed at CN award.										
Street Name:	SPRING STREET							Start (CY)	Budget	Expenditure
Jurisdiction:	Herndon				PE	2017		\$2,182	\$2,175	
Description:	FROM: 0.168 MILE WEST OF HERNDON PARKWAY TO: 0.063 MILE EAST OF FAIRFAX COUNTY PARKWAY ON-RAMP (0.3660 MI)				RW	2019		\$8,838	\$7,273	
Scope:	Reconstruction w/ Added Capacity				CN	2022		\$9,257	\$0	
					Total			\$20,277	\$9,448	
Service Area / Fund	Previous	FY2023	FY2024	FY2025	FY2026	FY2027	FY2028	Total		
District Grant Program										
State	\$3,552	\$3,307	\$0	\$0	\$0	\$0	\$0	\$6,859		
Specialized State and Federal										
MPO RSTP	\$840	\$869	\$186	\$0	\$0	\$0	\$0	\$1,895		
Revenue Sharing										
State	\$1,852	\$994	\$994	\$0	\$0	\$0	\$0	\$3,841		
Local	\$1,853	\$994	\$994	\$0	\$0	\$0	\$0	\$3,841		
Other Funds										
Other	\$3,842	\$0	\$0	\$0	\$0	\$0	\$0	\$3,842		
TOTAL	\$11,939	\$6,164	\$2,174	\$0	\$0	\$0	\$0	\$20,277		

ROUTE: 9999	PROJECT NAME				PROGRAM/SYSTEM		MPO Area		
UPC: 106562	ITS INTEGRATION - PHASE IV				Urban		Northern Virginia		
Street Name: VARIOUS							Start (CY)	Budget	Expenditure
Jurisdiction: Alexandria					PE	2018	\$657	\$384	
Description: FROM: CITYWIDE TO: CITYWIDE					RW				
Scope: Traffic Management/Engineering					CN	2023	\$1,578	\$0	
							Total	\$2,235	\$384
Service Area / Fund	Previous	FY2023	FY2024	FY2025	FY2026	FY2027	FY2028	Total	
Specialized State and Federal									
Federal	\$73	\$0	\$0	\$0	\$0	\$0	\$0	\$73	
Match	\$18	\$0	\$0	\$0	\$0	\$0	\$0	\$18	
MPO CMAQ	\$1,220	\$0	\$0	\$2,385	\$0	\$0	\$0	\$3,606	
MPO RSTP	\$35	\$735	\$600	\$0	\$0	\$0	\$0	\$1,370	
Local	\$5	\$0	\$0	\$0	\$0	\$0	\$0	\$5	
Other Funds									
Other	\$38	\$0	\$0	\$0	\$0	\$0	\$0	\$38	
TOTAL	\$1,390	\$735	\$600	\$2,385	\$0	\$0	\$0	\$5,110	

ROUTE: 9999	PROJECT NAME				PROGRAM/SYSTEM		MPO Area	
UPC: 106939	RESTON TOWN CENTER ROADWAY IMPROVEMENTS				Secondary		Northern Virginia	
Street Name: VARIOUS								
Jurisdiction: Fairfax County								
Description: FROM: RESTON TOWN CENTER TO: WIEHLE METRO STATION								
Scope: Reconstruction w/o Added Capacity								
Service Area / Fund	Previous	FY2023	FY2024	FY2025	FY2026	FY2027	FY2028	Total
Specialized State and Federal								
MPO RSTP	\$0	\$91	\$0	\$0	\$0	\$0	\$0	\$91

ROUTE: 9999	PROJECT NAME				PROGRAM/SYSTEM		MPO Area		
UPC: 106962	ALEXANDRIA BUS SHELTERS FY'21				Urban		Northern Virginia		
Street Name: VARIOUS							Start (CY)	Budget	Expenditure
Jurisdiction: Alexandria					PE	2018	\$348	\$24	
Description: FROM: CITYWIDE TO: CITYWIDE					RW				
Scope: Other					CN	2026	\$1,639	\$0	
							Total	\$2,187	\$24
Service Area / Fund	Previous	FY2023	FY2024	FY2025	FY2026	FY2027	FY2028	Total	
Specialized State and Federal									
MPO CMAQ	\$600	\$0	\$0	\$0	\$0	\$0	\$0	\$600	
MPO RSTP	\$1,502	\$400	\$0	\$0	\$0	\$0	\$0	\$1,902	
TOTAL	\$2,102	\$400	\$0	\$0	\$0	\$0	\$0	\$2,502	

ROUTE: 9999	PROJECT NAME				PROGRAM/SYSTEM		MPO Area		
UPC: 106986	HERNDON PARKWAY IMPROVEMENTS AT WORLDGATE				Urban		Northern Virginia		
Street Name:	HERNDON PARKWAY						Start (CY)	Budget	Expenditure
Jurisdiction:	Herndon				PE		2023	\$250	\$0
Description:	FROM: VAN BUREN STREET TO: FUTURE HERNDON METRORAIL STATION (0.2400 MI)				RW		2025	\$300	\$0
Scope:	Traffic Management/Engineering				CN		2026	\$1,358	\$0
					Total			\$1,908	\$0
Service Area / Fund	Previous	FY2023	FY2024	FY2025	FY2026	FY2027	FY2028	Total	
Specialized State and Federal									
MPO CMAQ	\$0	\$0	\$519	\$300	\$867	\$709	\$544	\$2,940	
MPO RSTP	\$1	\$0	\$0	\$0	\$0	\$0	\$0	\$1	
Other Funds									
Other	\$0	\$0	\$250	\$300	\$0	\$0	\$0	\$550	
TOTAL	\$2	\$0	\$769	\$600	\$867	\$709	\$544	\$3,491	

ROUTE: 9999	PROJECT NAME				PROGRAM/SYSTEM		MPO Area	
UPC: 106988	MULTIMODAL TRAVEL INFORMATION DISPLAYS (TID) UPGRADE & EXPAN				Secondary		Northern Virginia	
Street Name:	VARIOUS							
Jurisdiction:	Fairfax County							
Description:	TYSONS CORNER AREA							
Scope:	Traffic Management/Engineering							
Service Area / Fund	Previous	FY2023	FY2024	FY2025	FY2026	FY2027	FY2028	Total
Specialized State and Federal								
MPO CMAQ	\$632	\$388	\$0	\$0	\$0	\$0	\$0	\$1,020

ROUTE: 9999	PROJECT NAME				PROGRAM/SYSTEM		MPO Area		
UPC: 106989	NOVA SIGNAL TIMING OPTIMIZATION & SYSTEMS OPS IV (FY'21-'23)				Primary		Northern Virginia		
Street Name:	VARIOUS						Start (CY)	Budget	Expenditure
Jurisdiction:	Northern Virginia District-wide				PE		2020	\$6,000	\$1,993
Description:	FROM: VARIOUS TO: VARIOUS				RW				
Scope:	Traffic Management/Engineering				CN				
					Total			\$6,000	\$1,993
Service Area / Fund	Previous	FY2023	FY2024	FY2025	FY2026	FY2027	FY2028	Total	
Specialized State and Federal									
MPO CMAQ	\$3,822	\$2,225	\$0	\$0	\$0	\$0	\$0	\$6,047	

ROUTE: 9999	PROJECT NAME				PROGRAM/SYSTEM		MPO Area			
UPC: 106994	NORTHSTAR BLVD EXTENSION SHREVEPORT DR TO ROUTE 50				Secondary		Northern Virginia			
Street Name:	Northstar Boulevard						Start (CY)	Budget	Expenditure	
Jurisdiction:	Loudoun County						PE	2016	\$4,615	\$1,990
Description:	FROM: From John Mosby Hwy (Route 50) TO: 0.18 Mi. South of Shreveport Drive (1.3400 MI)						RW	2020	\$59,953	\$6,479
Scope:	New Construction Roadway						CN	2020	\$47,671	\$1,070
							Total		\$112,239	\$9,540
Service Area / Fund	Previous	FY2023	FY2024	FY2025	FY2026	FY2027	FY2028	Total		
Specialized State and Federal										
Federal	\$25,000	\$0	\$0	\$0	\$0	\$0	\$0	\$25,000		
Revenue Sharing										
State	\$1,991	\$3,877	\$3,732	\$0	\$0	\$0	\$0	\$9,600		
Local	\$1,991	\$3,877	\$3,732	\$0	\$0	\$0	\$0	\$9,600		
Other Funds										
NVTA	\$37,458	\$0	\$0	\$0	\$0	\$0	\$0	\$37,458		
Other	\$11,957	\$0	\$0	\$0	\$0	\$0	\$0	\$11,957		
TOTAL	\$78,396	\$7,755	\$7,464	\$0	\$0	\$0	\$0	\$93,615		

ROUTE: 9999	PROJECT NAME				PROGRAM/SYSTEM		MPO Area			
UPC: 106995	NORTHSTAR BLVD EXTENSION ROUTE 50 TO TALL CEDARS PKWY				Secondary		Northern Virginia			
Street Name:	Northstar Blvd						Start (CY)	Budget	Expenditure	
Jurisdiction:	Loudoun County						PE	2016	\$1,971	\$887
Description:	FROM: 0.143 Mi S of Rte 2200 TO: 0.036 Mi N. of Route 50 (0.7740 MI)						RW	2018	\$6,198	\$0
Scope:	New Construction Roadway						CN	2021	\$31,689	\$369
							Total		\$39,858	\$1,256
Service Area / Fund	Previous	FY2023	FY2024	FY2025	FY2026	FY2027	FY2028	Total		
Revenue Sharing										
State	\$6,485	\$0	\$1,620	\$0	\$0	\$0	\$0	\$8,105		
Local	\$8,105	\$0	\$0	\$0	\$0	\$0	\$0	\$8,105		
Other Funds										
NVTA	\$30,434	\$0	\$0	\$0	\$0	\$0	\$0	\$30,434		
TOTAL	\$45,024	\$0	\$1,620	\$0	\$0	\$0	\$0	\$46,644		

ROUTE: 9999	PROJECT NAME				PROGRAM/SYSTEM		MPO Area			
UPC: 107079	QUARRY STREET SIDEWALK				Urban		Northern Virginia			
Street Name:	Quarry Street						Start (CY)	Budget	Expenditure	
Jurisdiction:	Manassas						PE	2015	\$185	\$90
Description:	FROM: Main Street TO: .2 Mi East of Main Street (0.1000 MI)						RW	2021	\$65	\$7
Scope:	Facilities for Pedestrians and Bicycles						CN	2023	\$351	\$0
							Total		\$601	\$97
Service Area / Fund	Previous	FY2023	FY2024	FY2025	FY2026	FY2027	FY2028	Total		
Revenue Sharing										
State	\$130	\$58	\$0	\$0	\$0	\$0	\$0	\$188		
Local	\$130	\$58	\$0	\$0	\$0	\$0	\$0	\$188		
Other Funds										
Other	\$225	\$0	\$0	\$0	\$0	\$0	\$0	\$225		
TOTAL	\$485	\$115	\$0	\$0	\$0	\$0	\$0	\$601		

ROUTE: 9999		PROJECT NAME				PROGRAM/SYSTEM		MPO Area	
UPC:	108690	ELDEN STREET AND MONROE STREET INTERSECTION IMPROVEMENT				Urban		Northern Virginia	
Street Name:	Elden Street and Monroe Street					Start (CY)	Budget	Expenditure	
Jurisdiction:	Herndon					PE	2017	\$350	\$66
Description:	FROM: Elden Street TO: Monroe Street (0.1500 MI)					RW	2019	\$525	\$8
Scope:	Reconstruction w/o Added Capacity					CN	2021	\$1,125	\$492
						Total		\$2,000	\$566
Service Area / Fund	Previous	FY2023	FY2024	FY2025	FY2026	FY2027	FY2028	Total	
Revenue Sharing									
State	\$217	\$783	\$0	\$0	\$0	\$0	\$0	\$1,000	
Local	\$217	\$783	\$0	\$0	\$0	\$0	\$0	\$1,000	
TOTAL	\$434	\$1,566	\$0	\$0	\$0	\$0	\$0	\$2,000	

ROUTE: 9999		PROJECT NAME				PROGRAM/SYSTEM		MPO Area	
UPC:	109299	#HB2.FY17 GOVERNMENT CENTER PARKWAY EXTENSION				Urban		Northern Virginia	
Street Name:	GOVERNMENT CENTER PARKWAY					Start (CY)	Budget	Expenditure	
Jurisdiction:	Fairfax					PE	2016	\$293	\$238
Description:	FROM: 0.011 MILES EAST OF INTERSECTION OF JERMANTOWN RD TO: 0.153 MILES WEST OF INTERSECTION OF JERMANTOWN ROAD (0.1420 MI)					RW	2021	\$4,596	\$0
Scope:	New Construction Roadway					CN	2023	\$4,218	\$0
						Total		\$9,107	\$238
Service Area / Fund	Previous	FY2023	FY2024	FY2025	FY2026	FY2027	FY2028	Total	
District Grant Program									
Federal	\$500	\$0	\$0	\$0	\$0	\$0	\$0	\$500	
State	\$2,644	\$0	\$0	\$0	\$0	\$0	\$0	\$2,644	
Specialized State and Federal									
MPO RSTP	\$816	\$0	\$0	\$0	\$0	\$0	\$0	\$816	
Revenue Sharing									
State	\$0	\$1,607	\$0	\$0	\$0	\$0	\$0	\$1,607	
Other Funds									
NVTA	\$0	\$1,607	\$1,933	\$0	\$0	\$0	\$0	\$3,540	
TOTAL	\$3,960	\$3,214	\$1,933	\$0	\$0	\$0	\$0	\$9,107	

ROUTE: 9999		PROJECT NAME				PROGRAM/SYSTEM		MPO Area	
UPC:	109309	#HB2.FY17 UNIVERSITY DRIVE EXTENSION				Urban		Northern Virginia	
Street Name:	UNIVERSITY DRIVE					Start (CY)	Budget	Expenditure	
Jurisdiction:	Fairfax					PE	2017	\$319	\$319
Description:	FROM: FAIRFAX BLVD TO: EATON PL (0.1660 MI)					RW	2019	\$7,860	\$5,207
Scope:	New Construction Roadway					CN	2021	\$2,407	\$998
						Total		\$10,586	\$6,525
Service Area / Fund	Previous	FY2023	FY2024	FY2025	FY2026	FY2027	FY2028	Total	
District Grant Program									
State	\$9,994	\$0	\$0	\$0	\$0	\$0	\$0	\$9,994	
Revenue Sharing									
State	\$621	\$0	\$0	\$0	\$0	\$0	\$0	\$621	
Local	\$621	\$0	\$0	\$0	\$0	\$0	\$0	\$621	
Other Funds									
Other	\$57	\$0	\$0	\$0	\$0	\$0	\$0	\$57	
TOTAL	\$11,293	\$0	\$0	\$0	\$0	\$0	\$0	\$11,293	

ROUTE: 9999	PROJECT NAME				PROGRAM/SYSTEM		MPO Area		
UPC: 109469	#HB2.FY17 OLD CAMERON RUN TRAIL				Urban		Northern Virginia		
REPORT NOTE: Locally Administered.									
Street Name:	OLD CAMERON RUN TRAIL						Start (CY)	Budget	Expenditure
Jurisdiction:	Alexandria				PE	2016	\$1,073	\$645	
Description:	FROM: MILL ROAD NEAR EISENHOWER AVE TO: HOOFS RUN TRAIL (0.5400 MI)				RW	2023	\$610	\$0	
Scope:	Facilities for Pedestrians and Bicycles				CN	2027	\$5,863	\$0	
					Total		\$7,546	\$645	
Service Area / Fund	Previous	FY2023	FY2024	FY2025	FY2026	FY2027	FY2028	Total	
District Grant Program									
Federal	\$0	\$0	\$1,123	\$1,045	\$0	\$0	\$0	\$2,168	
State	\$481	\$0	\$0	\$170	\$2,476	\$0	\$0	\$3,127	
Specialized State and Federal									
Federal	\$1,832	\$0	\$0	\$0	\$0	\$0	\$0	\$1,832	
Match	\$419	\$0	\$0	\$0	\$0	\$0	\$0	\$419	
TOTAL	\$2,732	\$0	\$1,123	\$1,215	\$2,476	\$0	\$0	\$7,546	

ROUTE: 9999	PROJECT NAME				PROGRAM/SYSTEM		MPO Area		
UPC: 109589	DISTRICTWIDE ROADWAY SAFETY ASSESSMENT - NOVA FY17-FY22				Other		Northern Virginia		
Jurisdiction:	Northern Virginia District-wide						Start (CY)	Budget	Expenditure
Description:	FY17 HSIP PROJECT				PE	2016	\$2,661	\$1,424	
Scope:	Safety				RW				
					CN				
					Total		\$2,661	\$1,424	
Service Area / Fund	Previous	FY2023	FY2024	FY2025	FY2026	FY2027	FY2028	Total	
VA Safety Funds									
Federal	\$287	\$270	\$287	\$245	\$0	\$0	\$0	\$1,089	
Specialized State and Federal									
Federal	\$1,561	\$0	\$0	\$0	\$0	\$0	\$0	\$1,561	
Match	\$10	\$0	\$0	\$0	\$0	\$0	\$0	\$10	
TOTAL	\$1,859	\$270	\$287	\$245	\$0	\$0	\$0	\$2,661	

ROUTE: 9999	PROJECT NAME				PROGRAM/SYSTEM		MPO Area		
UPC: 109953	#SGR21LB (FED ID 30099) OAK STREET BRIDGE REPLACEMENT				Urban		Northern Virginia		
REPORT NOTE: PE and RW Locally Administered. CN VDOT Administered.									
Street Name:	Oak Street						Start (CY)	Budget	Expenditure
Jurisdiction:	Falls Church				PE	2016	\$644	\$512	
Description:	FROM: 0.01 Mi. N. of Timber Lane TO: 0.03 Mi. S. of S. Lee Street (0.0150 MI)				RW	2021	\$61	\$35	
Scope:	Bridge Replacement w/o Added Capacity				CN	2022	\$1,733	\$0	
					Total		\$2,437	\$548	
Service Area / Fund	Previous	FY2023	FY2024	FY2025	FY2026	FY2027	FY2028	Total	
State of Good Repair									
State	\$389	\$344	\$184	\$0	\$0	\$0	\$0	\$918	
Specialized State and Federal									
MPO RSTP	\$1,519	\$0	\$0	\$0	\$0	\$0	\$0	\$1,519	
Legacy CN Formula									
State	\$1	\$0	\$0	\$0	\$0	\$0	\$0	\$1	
TOTAL	\$1,909	\$344	\$184	\$0	\$0	\$0	\$0	\$2,437	

ROUTE: 9999	PROJECT NAME				PROGRAM/SYSTEM		MPO Area	
UPC: 110335	#HB2.FY17 DOWNTOWN POA - N MAPLE & LITTLE FALLS ST SIDEWALK				Urban		Northern Virginia	
Street Name:	N MAPLE AVENUE AND LITTLE FALLS ST					Start (CY)	Budget	Expenditure
Jurisdiction:	Falls Church				PE	2017	\$170	\$121
Description:	FROM: W. BROAD STREET TO: PARK AVENUE (0.1000 MI)				RW	2022	\$90	\$0
Scope:	Facilities for Pedestrians and Bicycles				CN	2024	\$540	\$0
					Total		\$800	\$121
Service Area / Fund	Previous	FY2023	FY2024	FY2025	FY2026	FY2027	FY2028	Total
District Grant Program								
State	\$800	\$0	\$0	\$0	\$0	\$0	\$0	\$800

ROUTE: 9999	PROJECT NAME				PROGRAM/SYSTEM		MPO Area	
UPC: 111404	FREEMAN STORE PEDESTRIAN BRIDGE				Enhancement		Northern Virginia	
Jurisdiction:	Vienna					Start (CY)	Budget	Expenditure
Description:	FROM: W&OD Trail TO: Historic Freeman Store				PE	2017	\$52	\$49
Scope:	Facilities for Pedestrians and Bicycles				RW			
					CN	2021	\$132	\$3
					Total		\$184	\$52
Service Area / Fund	Previous	FY2023	FY2024	FY2025	FY2026	FY2027	FY2028	Total
Specialized State and Federal								
Federal	\$140	\$149	\$0	\$0	\$0	\$0	\$0	\$288
Other Funds								
Other	\$187	\$37	\$0	\$0	\$0	\$0	\$0	\$224
TOTAL	\$326	\$186	\$0	\$0	\$0	\$0	\$0	\$512

ROUTE: 9999	PROJECT NAME				PROGRAM/SYSTEM		MPO Area	
UPC: 111470	#SMART18 - ONE LOUDOUN AND WESTERN LOUDOUN PARK & RIDE LOTS				Secondary		Northern Virginia	
REPORT NOTE: Balance to be addressed at CN award.								
Street Name:	various					Start (CY)	Budget	Expenditure
Jurisdiction:	Loudoun County				PE	2017	\$895	\$289
Description:	FROM: ONE LOUDOUN TO: WESTERN LOUDOUN				RW			
Scope:	Other				CN	2026	\$6,546	\$0
					Total		\$7,441	\$289
Service Area / Fund	Previous	FY2023	FY2024	FY2025	FY2026	FY2027	FY2028	Total
District Grant Program								
Federal	\$202	\$0	\$0	\$0	\$0	\$0	\$0	\$202
State	\$1,798	\$1,633	\$0	\$0	\$0	\$0	\$0	\$3,431
Specialized State and Federal								
MPO CMAQ	\$3,971	\$0	\$0	\$0	\$0	\$0	\$0	\$3,971
TOTAL	\$5,971	\$1,633	\$0	\$0	\$0	\$0	\$0	\$7,604

ROUTE: 9999	PROJECT NAME				PROGRAM/SYSTEM		MPO Area	
UPC: 111485	#SMART18 - POTOMAC COMMUTER GARAGE				Secondary		Northern Virginia	
REPORT NOTE: App ID includes UPC 107947.								
Street Name:	NEABSCO MILLS ROAD / POTOMAC CENTER BLVD				Start (CY)		Budget	Expenditure
Jurisdiction:	Prince William County				PE	2019	\$1,624	\$1,502
Description:	FROM: 0.04 miles west of River Rock Way TO: 0.22 miles east of Potomac Center Boulevard (0.1500 MI)				RW	2021	\$130	\$1
Scope:	Other				CN	2021	\$51,575	\$9
					Total	\$53,329		\$1,512
Service Area / Fund	Previous	FY2023	FY2024	FY2025	FY2026	FY2027	FY2028	Total
High Priority Projects								
Federal	\$6,914	\$0	\$0	\$0	\$0	\$0	\$0	\$6,914
State	\$395	\$5,034	\$0	\$0	\$0	\$0	\$0	\$5,429
GARVEE	\$24,327	\$0	\$0	\$0	\$0	\$0	\$0	\$24,327
Specialized State and Federal								
Bond	\$1,000	\$0	\$0	\$0	\$0	\$0	\$0	\$1,000
MPO RSTP	\$7,864	\$4,535	\$0	\$0	\$0	\$0	\$0	\$12,399
Revenue Sharing								
State	\$3,000	\$0	\$0	\$0	\$0	\$0	\$0	\$3,000
Local	\$3,000	\$0	\$0	\$0	\$0	\$0	\$0	\$3,000
TOTAL	\$46,499	\$9,570	\$0	\$0	\$0	\$0	\$0	\$56,069

ROUTE: 9999	PROJECT NAME				PROGRAM/SYSTEM		MPO Area	
UPC: 111653	#SMART18 - VRE QUANTICO STATION PLATFORM EXTENSION & BRIDGE				Transit		Northern Virginia	
REPORT NOTE: Balance of funds committed by applicant - IPROC (Intercity Passenger Rail Operating & Capital) - DRPT								
Street Name:	VRE QUANTICO STATION				Start (CY)		Budget	Expenditure
Jurisdiction:	Prince William County				PE	2017	\$1,149	\$0
Description:	FROM: VRE QUANTICO STATION TO: VRE QUANTICO STATION				RW	2017	\$250	\$0
Scope:	Transit				CN	2018	\$22,574	\$0
					Total	\$23,973		\$0
Service Area / Fund	Previous	FY2023	FY2024	FY2025	FY2026	FY2027	FY2028	Total
High Priority Projects								
Federal	\$2,890	\$600	\$0	\$0	\$0	\$0	\$0	\$3,490
State	\$6,861	\$0	\$0	\$0	\$0	\$0	\$0	\$6,861
TOTAL	\$9,751	\$600	\$0	\$0	\$0	\$0	\$0	\$10,351

ROUTE: 9999	PROJECT NAME				PROGRAM/SYSTEM		MPO Area	
UPC: 111654	#SMART18 - ROLLING STOCK VRE				Rail		NonMPO	
REPORT NOTE: Balance to be provided by applicant.								
Street Name:	VIRGINIA RAILWAY EXPRESS				Start (CY)		Budget	Expenditure
Jurisdiction:	Northern Virginia District-wide				PE			
Description:	FROM: MWCOG TIP ENTRY FOR ROLLING STOCK TO: MWCOG TIP ENTRY FOR ROLLING STOCK				RW			
Scope:	Transit				CN	2022	\$47,419	\$0
					Total	\$47,419		\$0
Service Area / Fund	Previous	FY2023	FY2024	FY2025	FY2026	FY2027	FY2028	Total
High Priority Projects								
State	\$26,532	\$7,762	\$0	\$0	\$0	\$0	\$0	\$34,294

ROUTE: 9999		PROJECT NAME				PROGRAM/SYSTEM		MPO Area	
UPC:	111657	#SMART18 - TRAFFIC ADAPTIVE SIGNAL CONTROL FIBER OPTIC				Urban		Northern Virginia	
Street Name:	Various Locations					Start (CY)		Budget	Expenditure
Jurisdiction:	Alexandria					PE	2021	\$3,332	\$2
Description:	FROM: Various TO: Various					RW	2024	\$0	\$0
Scope:	Traffic Management/Engineering					CN	2025	\$4,344	\$0
						Total		\$7,676	\$2
Service Area / Fund	Previous	FY2023	FY2024	FY2025	FY2026	FY2027	FY2028	Total	
District Grant Program									
Federal	\$2,782	\$1,453	\$0	\$0	\$0	\$0	\$0	\$4,235	
State	\$1,940	\$1,500	\$0	\$0	\$0	\$0	\$0	\$3,440	
TOTAL	\$4,723	\$2,953	\$0	\$0	\$0	\$0	\$0	\$7,676	

ROUTE: 9999		PROJECT NAME				PROGRAM/SYSTEM		MPO Area	
UPC:	111658	#SMART18 - WEST END TRANSITWAY SOUTHERN TOWERS TRANSIT FACIL				Transit		Northern Virginia	
Street Name:	Southern Towers Internal Streets					Start (CY)		Budget	Expenditure
Jurisdiction:	Alexandria					PE	2021	\$1,000	\$0
Description:	FROM: Within Southern Towers TO: Within Southern Towers					RW	2021	\$1,000	\$0
Scope:	Transit					CN	2023	\$8,000	\$0
						Total		\$10,000	\$0
Service Area / Fund	Previous	FY2023	FY2024	FY2025	FY2026	FY2027	FY2028	Total	
District Grant Program									
Federal	\$1,532	\$0	\$0	\$0	\$0	\$0	\$0	\$1,532	
State	\$5,005	\$3,463	\$0	\$0	\$0	\$0	\$0	\$8,468	
TOTAL	\$6,537	\$3,463	\$0	\$0	\$0	\$0	\$0	\$10,000	

ROUTE: 9999		PROJECT NAME				PROGRAM/SYSTEM		MPO Area	
UPC:	111660	#SMART18 - DASH BUS SERVICE AND FACILITY EXPANSION				Transit		Northern Virginia	
Street Name:	West End Circulator Route					Start (CY)		Budget	Expenditure
Jurisdiction:	Alexandria					PE	2022	\$584	\$0
Description:	FROM: Various TO: 3000 Business Center Drive					RW	2022	\$800	\$0
Scope:	Transit					CN	2024	\$9,750	\$0
						Total		\$11,134	\$0
Service Area / Fund	Previous	FY2023	FY2024	FY2025	FY2026	FY2027	FY2028	Total	
District Grant Program									
State	\$6,128	\$3,972	\$1,034	\$0	\$0	\$0	\$0	\$11,134	

ROUTE: 9999		PROJECT NAME				PROGRAM/SYSTEM		MPO Area	
UPC:	111662	#SMART18 - ROSSLYN-BALLSTON CORRIDOR MULTIMODAL CONNECTIONS				Secondary		Northern Virginia	
Street Name:	Wilson Blvd and Various					Start (CY)		Budget	Expenditure
Jurisdiction:	Arlington County					PE	2022	\$173	\$0
Description:	FROM: N Quinn Street and Various TO: N Fairfax Dr and Various (1.2000 MI)					RW			
Scope:	Other					CN	2023	\$5,481	\$0
						Total		\$5,654	\$0
Service Area / Fund	Previous	FY2023	FY2024	FY2025	FY2026	FY2027	FY2028	Total	
District Grant Program									
State	\$2,551	\$3,104	\$0	\$0	\$0	\$0	\$0	\$5,654	

ROUTE: 9999		PROJECT NAME				PROGRAM/SYSTEM		MPO Area	
UPC:	111667	#SMART18 - PARK AVENUE MULTIMODAL IMPROVEMENTS				Urban		Northern Virginia	
Street Name:	Park Avenue					Start (CY)	Budget	Expenditure	
Jurisdiction:	Falls Church					PE	2020	\$1,250	\$244
Description:	FROM: North Washington Street TO: North Virginia Avenue (0.2500 MI)					RW	2023	\$2,310	\$0
Scope:	Traffic Management/Engineering					CN	2026	\$6,740	\$0
						Total		\$10,300	\$244
Service Area / Fund	Previous	FY2023	FY2024	FY2025	FY2026	FY2027	FY2028	Total	
District Grant Program									
Federal	\$1,092	\$508	\$0	\$0	\$0	\$0	\$0	\$0	\$1,600
State	\$0	\$0	\$400	\$0	\$0	\$0	\$0	\$0	\$400
Other Funds									
NVTA	\$0	\$0	\$0	\$8,300	\$0	\$0	\$0	\$0	\$8,300
TOTAL	\$1,092	\$508	\$400	\$8,300	\$0	\$0	\$0	\$0	\$10,300

ROUTE: 9999		PROJECT NAME				PROGRAM/SYSTEM		MPO Area	
UPC:	111672	#SMART18 - ACQUISITION OF TRANSIT BUSES LOUDOUN COUNTY				Transit		Northern Virginia	
Street Name:	Acquisition of Transit Buses					Start (CY)	Budget	Expenditure	
Jurisdiction:	Loudoun County					PE			
Description:	FROM: N/A TO: N/A					RW			
Scope:	Transit					CN	2019	\$7,200	\$998
						Total		\$7,200	\$998
Service Area / Fund	Previous	FY2023	FY2024	FY2025	FY2026	FY2027	FY2028	Total	
High Priority Projects									
State	\$7,200	\$0	\$0	\$0	\$0	\$0	\$0	\$0	\$7,200

ROUTE: 9999		PROJECT NAME				PROGRAM/SYSTEM		MPO Area	
UPC:	111985	#SMART18 - POTOMAC TOWN CENTER GARAGE - GARVEE DEBT SERVICE				Secondary		Northern Virginia	
Street Name:	Various								
Jurisdiction:	Prince William County								
Description:	FROM: Various TO: Various								
Scope:									
Service Area / Fund	Previous	FY2023	FY2024	FY2025	FY2026	FY2027	FY2028	Total	
Debt Service									
Federal	\$0	\$1,114	\$2,208	\$2,210	\$2,211	\$2,210	\$2,210	\$2,210	\$12,164

ROUTE: 9999		PROJECT NAME				PROGRAM/SYSTEM		MPO Area	
UPC:	112477	MANASSAS SIGNAL REPLACEMENTS, GODWIN & LH, DUMFRIES & MILIC				Urban		Northern Virginia	
Street Name:	Godwin Drive, Dumfries Road					Start (CY)	Budget	Expenditure	
Jurisdiction:	Manassas					PE	2023	\$50	\$0
Description:	FROM: Various TO: Various					RW			
Scope:	Reconstruction w/o Added Capacity					CN	2026	\$700	\$0
						Total		\$750	\$0
Service Area / Fund	Previous	FY2023	FY2024	FY2025	FY2026	FY2027	FY2028	Total	
Specialized State and Federal									
MPO RSTP	\$0	\$869	\$0	\$0	\$0	\$0	\$0	\$0	\$869

ROUTE: 9999	PROJECT NAME				PROGRAM/SYSTEM		MPO Area	
UPC: 112496	RIDESHARING ENHANCEMENTS AND TDM IN ALEXANDRIA FY'21-'23				Urban		Northern Virginia	
Street Name:	Citywide							
Jurisdiction:	Alexandria							
Description:	FROM: Citywide TO: Citywide							
Scope:	Other							
Service Area / Fund	Previous	FY2023	FY2024	FY2025	FY2026	FY2027	FY2028	Total
Specialized State and Federal								
MPO CMAQ	\$1,083	\$400	\$0	\$0	\$0	\$0	\$0	\$1,483

ROUTE: 9999	PROJECT NAME				PROGRAM/SYSTEM		MPO Area			
UPC: 112558	INTERSECTION IMPROVEMENTS @ MAIN ST & MAPLE AVE - PHASE 2				Urban		Northern Virginia			
Street Name:	South Maple Ave.						Start (CY)	Budget	Expenditure	
Jurisdiction:	Purcellville						PE	2018	\$300	\$273
Description:	FROM: 0.125 m. south, E. Main Street TO: Int. E. Main Street (0.1250 MI)						RW	2021	\$343	\$77
Scope:	Reconstruction w/o Added Capacity						CN	2022	\$644	\$0
							Total		\$1,287	\$350
Service Area / Fund	Previous	FY2023	FY2024	FY2025	FY2026	FY2027	FY2028	Total		
Specialized State and Federal										
Match	\$8	\$0	\$0	\$0	\$0	\$0	\$0	\$8		
MPO RSTP	\$280	\$0	\$0	\$0	\$0	\$0	\$0	\$280		
Local	\$1	\$0	\$0	\$0	\$0	\$0	\$0	\$1		
Legacy CN Formula										
Federal	\$324	\$0	\$0	\$0	\$0	\$0	\$0	\$324		
Match	\$75	\$0	\$0	\$0	\$0	\$0	\$0	\$75		
State	\$140	\$0	\$0	\$0	\$0	\$0	\$0	\$140		
Revenue Sharing										
State	\$119	\$25	\$0	\$0	\$0	\$0	\$0	\$144		
Local	\$119	\$25	\$0	\$0	\$0	\$0	\$0	\$144		
Other Funds										
Other	\$30	\$0	\$0	\$0	\$0	\$0	\$0	\$30		
TOTAL	\$1,095	\$50	\$0	\$0	\$0	\$0	\$0	\$1,145		

ROUTE: 9999	PROJECT NAME				PROGRAM/SYSTEM		MPO Area			
UPC: 113124	NORTHFAX WEST - ROADWAY NETWORK				Urban		Northern Virginia			
REPORT NOTE: Revised schedule required										
Street Name:	Northfax West						Start (CY)	Budget	Expenditure	
Jurisdiction:	Fairfax						PE	2019	\$247	\$76
Description:	FROM: Fairfax Blvd/Farr Ave TO: Orchard Street (0.1000 MI)						RW	2021	\$5,307	\$1,210
Scope:	New Construction Roadway						CN	2025	\$1,871	\$0
							Total		\$7,425	\$1,286
Service Area / Fund	Previous	FY2023	FY2024	FY2025	FY2026	FY2027	FY2028	Total		
Revenue Sharing										
State	\$1,012	\$1,456	\$0	\$0	\$0	\$0	\$0	\$2,468		
Local	\$2,468	\$0	\$0	\$0	\$0	\$0	\$0	\$2,468		
Other Funds										
NVTA	\$0	\$0	\$0	\$2,232	\$0	\$0	\$0	\$2,232		
Other	\$0	\$256	\$0	\$0	\$0	\$0	\$0	\$256		
TOTAL	\$3,480	\$1,713	\$0	\$2,232	\$0	\$0	\$0	\$7,425		

ROUTE: 9999		PROJECT NAME				PROGRAM/SYSTEM		MPO Area	
UPC:	113182	UPPER KENT DRIVE RECONSTRUCTION AND IMPROVEMENTS				Urban		Northern Virginia	
Street Name:	KENT DRIVE					Start (CY)	Budget	Expenditure	
Jurisdiction:	Manassas Park					PE	2019	\$66	\$48
Description:	FROM: Cabbel Drive TO: Manassas Drive					RW		\$0	\$0
Scope:	Reconstruction w/o Added Capacity					CN	2022	\$702	\$0
						Total		\$768	\$48
Service Area / Fund	Previous	FY2023	FY2024	FY2025	FY2026	FY2027	FY2028	Total	
Revenue Sharing									
State	\$105	\$177	\$0	\$0	\$0	\$0	\$0	\$0	\$282
Local	\$105	\$177	\$0	\$0	\$0	\$0	\$0	\$0	\$282
Other Funds									
Other	\$204	\$0	\$0	\$0	\$0	\$0	\$0	\$0	\$204
TOTAL	\$414	\$354	\$0	\$0	\$0	\$0	\$0	\$0	\$768

ROUTE: 9999		PROJECT NAME				PROGRAM/SYSTEM		MPO Area	
UPC:	113187	MORVEN PARK RD NW IMPROVEMENTS				Urban		Northern Virginia	
Street Name:	Morven Park Road NW					Start (CY)	Budget	Expenditure	
Jurisdiction:	Leesburg					PE		\$653	\$170
Description:	FROM: West Market Street (RTE 7) TO: Old Waterford Road (0.5000 MI)					RW	2022	\$396	\$0
Scope:	Reconstruction w/o Added Capacity					CN	2024	\$4,785	\$0
						Total		\$5,834	\$170
Service Area / Fund	Previous	FY2023	FY2024	FY2025	FY2026	FY2027	FY2028	Total	
Revenue Sharing									
State	\$604	\$396	\$0	\$0	\$0	\$0	\$0	\$0	\$1,000
Local	\$604	\$396	\$0	\$0	\$0	\$0	\$0	\$0	\$1,000
Other Funds									
Other	\$3,834	\$0	\$0	\$0	\$0	\$0	\$0	\$0	\$3,834
TOTAL	\$5,042	\$792	\$0	\$0	\$0	\$0	\$0	\$0	\$5,834

ROUTE: 9999		PROJECT NAME				PROGRAM/SYSTEM		MPO Area	
UPC:	113191	GODWIN DRIVE SHARED USE PATH				Urban		Northern Virginia	
Street Name:	Godwin Drive					Start (CY)	Budget	Expenditure	
Jurisdiction:	Manassas					PE		\$257	\$121
Description:	FROM: Wellington Rd TO: Winters Branch Trail (1.4000 MI)					RW	2021	\$5	\$0
Scope:	Facilities for Pedestrians and Bicycles					CN	2022	\$1,349	\$0
						Total		\$1,611	\$121
Service Area / Fund	Previous	FY2023	FY2024	FY2025	FY2026	FY2027	FY2028	Total	
Revenue Sharing									
State	\$753	\$52	\$0	\$0	\$0	\$0	\$0	\$0	\$805
Local	\$753	\$52	\$0	\$0	\$0	\$0	\$0	\$0	\$805
TOTAL	\$1,507	\$104	\$0	\$0	\$0	\$0	\$0	\$0	\$1,611

ROUTE: 9999		PROJECT NAME				PROGRAM/SYSTEM		MPO Area	
UPC:	113216	12TH STREET DRAINAGE AND ROAD IMPROVEMENTS				Urban		Northern Virginia	
Street Name:	South12th Street					Start (CY)		Budget	Expenditure
Jurisdiction:	Purcellville					PE	2018	\$508	\$248
Description:	FROM: East G Street TO: East Main Street					RW	2021	\$451	\$54
Scope:	Facilities for Pedestrians and Bicycles					CN	2023	\$2,295	\$0
						Total		\$3,255	\$302
Service Area / Fund	Previous	FY2023	FY2024	FY2025	FY2026	FY2027	FY2028	Total	
Revenue Sharing									
State	\$375	\$420	\$411	\$0	\$0	\$0	\$0	\$1,206	
Local	\$375	\$420	\$411	\$0	\$0	\$0	\$0	\$1,206	
Other Funds									
Other	\$843	\$0	\$0	\$0	\$0	\$0	\$0	\$843	
TOTAL	\$1,593	\$840	\$822	\$0	\$0	\$0	\$0	\$3,255	

ROUTE: 9999		PROJECT NAME				PROGRAM/SYSTEM		MPO Area	
UPC:	113252	TRAFFIC SIGNAL UPGRADES FOR EAST FALLS CHURCH STREETS				Other		Northern Virginia	
REPORT NOTE: Revised estimate & schedule required.									
Street Name:	Various Locations					Start (CY)		Budget	Expenditure
Jurisdiction:	Arlington County					PE	2018	\$550	\$116
Description:	FROM: Various Locations TO: Various Locations					RW	2020	\$0	\$0
Scope:	Traffic Management/Engineering					CN	2022	\$971	\$0
						Total		\$1,521	\$116
Service Area / Fund	Previous	FY2023	FY2024	FY2025	FY2026	FY2027	FY2028	Total	
Revenue Sharing									
State	\$102	\$516	\$457	\$0	\$0	\$0	\$0	\$1,075	
Local	\$102	\$516	\$457	\$0	\$0	\$0	\$0	\$1,075	
TOTAL	\$204	\$1,032	\$914	\$0	\$0	\$0	\$0	\$2,150	

ROUTE: 9999		PROJECT NAME				PROGRAM/SYSTEM		MPO Area	
UPC:	115530	#SMART20 - ACCESS IMPROVEMENTS TO THE LANDMARK TRANSIT HUB				Urban		Northern Virginia	
Street Name:	Various Locations across Van Dorn and Duke Streets					Start (CY)		Budget	Expenditure
Jurisdiction:	Alexandria					PE	2023	\$963	\$0
Description:	FROM: Various Locations TO: Various Locations					RW	2026	\$100	\$0
Scope:	Facilities for Pedestrians and Bicycles					CN	2027	\$5,272	\$0
						Total		\$6,335	\$0
Service Area / Fund	Previous	FY2023	FY2024	FY2025	FY2026	FY2027	FY2028	Total	
District Grant Program									
Federal	\$0	\$0	\$449	\$940	\$0	\$0	\$0	\$1,390	
State	\$0	\$513	\$0	\$761	\$0	\$3,671	\$0	\$4,945	
TOTAL	\$0	\$513	\$449	\$1,701	\$0	\$3,671	\$0	\$6,335	

ROUTE: 9999	PROJECT NAME				PROGRAM/SYSTEM		MPO Area		
UPC: 115532	#SMART20 - WEST END TRANSITWAY CORRIDOR INVESTMENTS				Urban		Northern Virginia		
Street Name:	Van Dorn Metrorail Station						Start (CY)	Budget	Expenditure
Jurisdiction:	Alexandria				PE		2023	\$5,400	\$0
Description:	FROM: Van Dorn Metrorail Station TO: Intersection of King Street and Beauregard				RW		2023	\$8,988	\$0
Scope:	Safety				CN		2026	\$47,412	\$0
					Total			\$61,800	\$0
Service Area / Fund	Previous	FY2023	FY2024	FY2025	FY2026	FY2027	FY2028	Total	
District Grant Program									
State	\$0	\$0	\$24,606	\$32,594	\$0	\$0	\$0	\$57,200	
Other Funds									
NVTA	\$4,600	\$0	\$0	\$0	\$0	\$0	\$0	\$4,600	
TOTAL	\$4,600	\$0	\$24,606	\$32,594	\$0	\$0	\$0	\$61,800	

ROUTE: 9999	PROJECT NAME				PROGRAM/SYSTEM		MPO Area		
UPC: 115546	#SMART20 - CITYWIDE TSP ON MAJOR CORRIDORS				Urban		Northern Virginia		
REPORT NOTE: Balance to be provided by DRPT.									
Street Name:	Citywide Major Corridors						Start (CY)	Budget	Expenditure
Jurisdiction:	Alexandria				PE		2023	\$50	\$0
Description:	FROM: Citywide Major Corridors Rte 7/King St.,N. Beauregard, TO: Seminary Rd, 236/Duke St., South Van Dorn				RW				
Scope:	Safety				CN		2025	\$2,180	\$0
					Total			\$2,230	\$0
Service Area / Fund	Previous	FY2023	FY2024	FY2025	FY2026	FY2027	FY2028	Total	
High Priority Projects									
Federal	\$0	\$0	\$0	\$1,736	\$0	\$0	\$0	\$1,736	
State	\$0	\$0	\$374	\$0	\$0	\$0	\$0	\$374	
TOTAL	\$0	\$0	\$374	\$1,736	\$0	\$0	\$0	\$2,110	

ROUTE: 9999	PROJECT NAME				PROGRAM/SYSTEM		MPO Area		
UPC: 115551	#SMART20 - CRYSTAL CITY METRO EAST ENTRANCE				Transit		Northern Virginia		
REPORT NOTE: Balance of funds to be provided by applicant and DRPT.									
Street Name:	Crystal Drive						Start (CY)	Budget	Expenditure
Jurisdiction:	Arlington County				PE		2023	\$12,818	\$0
Description:	FROM: Intersection of Crystal Drive and 18th St. South TO: Intersection of Crystal Drive and 18th St. South				RW				
Scope:	Other				CN		2024	\$77,947	\$0
					Total			\$90,765	\$0
Service Area / Fund	Previous	FY2023	FY2024	FY2025	FY2026	FY2027	FY2028	Total	
High Priority Projects									
Federal	\$0	\$0	\$0	\$6,716	\$0	\$0	\$0	\$6,716	
State	\$0	\$18,284	\$0	\$0	\$0	\$0	\$0	\$18,284	
Specialized State and Federal									
Federal	\$0	\$0	\$8,334	\$4,534	\$0	\$0	\$0	\$12,868	
Match	\$0	\$0	\$2,084	\$1,134	\$0	\$0	\$0	\$3,217	
Other Funds									
NVTA	\$5,000	\$0	\$0	\$0	\$0	\$0	\$0	\$5,000	
TOTAL	\$5,000	\$18,284	\$10,418	\$12,383	\$0	\$0	\$0	\$46,085	

ROUTE: 9999		PROJECT NAME				PROGRAM/SYSTEM		MPO Area	
UPC:	115554	#SMART20 - DASH ZERO EMISSION FLEET EXPANSION				Transit		Northern Virginia	
Street Name:	Purchase DASH Zero Emission Buses					Start (CY)	Budget	Expenditure	
Jurisdiction:	Alexandria					PE	2023	\$4	\$0
Description:	FROM: Purchase DASH Zero Emission Buses TO: Purchase DASH Zero Emission Buses					RW			
Scope:	Transit					CN	2024	\$11,996	\$0
						Total		\$12,000	\$0
Service Area / Fund	Previous	FY2023	FY2024	FY2025	FY2026	FY2027	FY2028	Total	
High Priority Projects									
Federal	\$0	\$0	\$4,000	\$4,147	\$0	\$0	\$0	\$8,147	
State	\$0	\$0	\$960	\$2,893	\$0	\$0	\$0	\$3,853	
TOTAL	\$0	\$0	\$4,960	\$7,040	\$0	\$0	\$0	\$12,000	

ROUTE: 9999		PROJECT NAME				PROGRAM/SYSTEM		MPO Area	
UPC:	115562	INTERMODAL CONNECTOR - ARLINGTON				Urban		Northern Virginia	
Street Name:	Crystal Drive					Start (CY)	Budget	Expenditure	
Jurisdiction:	Arlington County					PE	2020	\$9,500	\$1,178
Description:	FROM: Crystal City - Crystal Drive to VRE Station, TO: Metrorail Station Wash DC Airport					RW			
Scope:	Facilities for Pedestrians and Bicycles					CN			
						Total		\$36,000	\$1,178
Service Area / Fund	Previous	FY2023	FY2024	FY2025	FY2026	FY2027	FY2028	Total	
Specialized State and Federal									
Federal	\$7,600	\$0	\$0	\$0	\$0	\$0	\$0	\$7,600	
Match	\$1,900	\$0	\$0	\$0	\$0	\$0	\$0	\$1,900	
Other Funds									
NVTA	\$0	\$0	\$0	\$18,000	\$0	\$0	\$0	\$18,000	
TOTAL	\$9,500	\$0	\$0	\$18,000	\$0	\$0	\$0	\$27,500	

ROUTE: 9999		PROJECT NAME				PROGRAM/SYSTEM		MPO Area	
UPC:	115669	#SMART20 - SOUTH ELDEN STREET CORRIDOR IMPROVEMENTS				Urban		Northern Virginia	
Street Name:	SOUTH ELDEN ST					Start (CY)	Budget	Expenditure	
Jurisdiction:	Herndon					PE	2024	\$1,800	\$0
Description:	FROM: SCL HERNDON TO: NORTH OF STERLING RD					RW	2028	\$1,000	\$0
Scope:	Reconstruction w/o Added Capacity					CN	2030	\$13,200	\$0
						Total		\$16,000	\$0
Service Area / Fund	Previous	FY2023	FY2024	FY2025	FY2026	FY2027	FY2028	Total	
High Priority Projects									
State	\$0	\$0	\$0	\$2,331	\$9,000	\$4,669	\$0	\$16,000	

ROUTE: 9999		PROJECT NAME				PROGRAM/SYSTEM		MPO Area	
UPC:	115832	#ITTF20 PERFORMANCE PARKING -COMMERCIAL CORRIDORS				Other		Northern Virginia	
Jurisdiction:	Arlington County					Start (CY)	Budget	Expenditure	
Description:	FROM: Various TO: Various					PE	2021	\$140	\$6
Scope:	Traffic Management/Engineering					RW			
						CN	2022	\$5,260	\$0
						Total		\$5,400	\$6
Service Area / Fund	Previous	FY2023	FY2024	FY2025	FY2026	FY2027	FY2028	Total	
High Priority Projects									
ITTF	\$3,400	\$2,000	\$0	\$0	\$0	\$0	\$0	\$5,400	

ROUTE: 9999	PROJECT NAME				PROGRAM/SYSTEM		MPO Area		
UPC: 116409	NOVA SYSTEMIC UNSIGNALIZED INTERSECTION				Other		Northern Virginia		
Street Name:	DISTRICTWIDE						Start (CY)	Budget	Expenditure
Jurisdiction:	Northern Virginia District-wide				PE	2019	\$232	\$188	
Description:	FROM: VARIOUS TO: VARIOUS				RW				
Scope:	Safety				CN	2021	\$696	\$196	
					Total		\$928	\$384	
Service Area / Fund	Previous	FY2023	FY2024	FY2025	FY2026	FY2027	FY2028	Total	
VA Safety Funds									
Federal	\$90	\$222	\$0	\$0	\$0	\$0	\$0	\$312	
Specialized State and Federal									
Federal	\$616	\$0	\$0	\$0	\$0	\$0	\$0	\$616	
TOTAL	\$706	\$222	\$0	\$0	\$0	\$0	\$0	\$928	

ROUTE: 9999	PROJECT NAME				PROGRAM/SYSTEM		MPO Area		
UPC: 116721	NOVA SYSTEMIC PEDESTRIAN CROSSINGS PH1				Other		Northern Virginia		
Street Name:	DISTRICTWIDE						Start (CY)	Budget	Expenditure
Jurisdiction:	Northern Virginia District-wide				PE	2020	\$500	\$398	
Description:	FROM: VARIOUS TO: VARIOUS				RW				
Scope:	Safety				CN	2021	\$2,050	\$948	
					Total		\$2,550	\$1,346	
Service Area / Fund	Previous	FY2023	FY2024	FY2025	FY2026	FY2027	FY2028	Total	
VA Safety Funds									
Federal	\$183	\$0	\$0	\$0	\$0	\$0	\$0	\$183	
Specialized State and Federal									
Federal	\$1,817	\$550	\$0	\$0	\$0	\$0	\$0	\$2,367	
TOTAL	\$2,000	\$550	\$0	\$0	\$0	\$0	\$0	\$2,550	

ROUTE: 9999	PROJECT NAME				PROGRAM/SYSTEM		MPO Area		
UPC: 116722	NOVA SYSTEMIC PEDESTRIAN CROSSINGS PH2				Other		Northern Virginia		
Street Name:	DISTRICTWIDE						Start (CY)	Budget	Expenditure
Jurisdiction:	Northern Virginia District-wide				PE	2021	\$920	\$535	
Description:	FROM: VARIOUS TO: VARIOUS				RW				
Scope:	Safety				CN	2022	\$4,400	\$0	
					Total		\$5,320	\$535	
Service Area / Fund	Previous	FY2023	FY2024	FY2025	FY2026	FY2027	FY2028	Total	
VA Safety Funds									
Federal	\$228	\$1,332	\$458	\$0	\$0	\$0	\$0	\$2,017	
Specialized State and Federal									
Federal	\$800	\$2,503	\$0	\$0	\$0	\$0	\$0	\$3,303	
TOTAL	\$1,028	\$3,835	\$458	\$0	\$0	\$0	\$0	\$5,320	

ROUTE: 9999	PROJECT NAME				PROGRAM/SYSTEM		MPO Area		
UPC: 116723	NOVA SYSTEMIC PEDESTRIAN CROSSINGS PH3				Other		Northern Virginia		
Street Name: DISTRICTWIDE							Start (CY)	Budget	Expenditure
Jurisdiction: Northern Virginia District-wide					PE		2022	\$1,270	\$43
Description: FROM: VARIOUS TO: VARIOUS					RW				
Scope: Safety					CN		2023	\$8,060	\$0
							Total	\$9,330	\$43
Service Area / Fund	Previous	FY2023	FY2024	FY2025	FY2026	FY2027	FY2028	Total	
VA Safety Funds									
Federal	\$3,208	\$263	\$0	\$0	\$0	\$0	\$0	\$3,471	
State	\$2,586	\$6,754	\$0	\$0	\$0	\$0	\$0	\$9,340	
Specialized State and Federal									
Federal	\$0	\$469	\$0	\$0	\$0	\$0	\$0	\$469	
TOTAL	\$5,794	\$7,486	\$0	\$0	\$0	\$0	\$0	\$13,280	

ROUTE: 9999	PROJECT NAME				PROGRAM/SYSTEM		MPO Area		
UPC: 117424	#ITTF21 HIGH SPEED COMMUNICATIONS ARTERIALS - NORTHERN				Other		NonMPO		
Street Name: Various							Start (CY)	Budget	Expenditure
Jurisdiction: Northern Virginia District-wide					PE				
Description: FROM: Various TO: Various					RW				
Scope: Traffic Management/Engineering					CN		2020	\$600	\$496
							Total	\$600	\$496
Service Area / Fund	Previous	FY2023	FY2024	FY2025	FY2026	FY2027	FY2028	Total	
High Priority Projects									
ITTF	\$551	\$0	\$0	\$0	\$0	\$0	\$0	\$551	
Legacy CN Formula									
State	\$49	\$0	\$0	\$0	\$0	\$0	\$0	\$49	
TOTAL	\$600	\$0	\$0	\$0	\$0	\$0	\$0	\$600	

ROUTE: 9999	PROJECT NAME				PROGRAM/SYSTEM		MPO Area	
UPC: 117622	LEASE COMMUTER PARKING SPACES AT LOWES ISLAND FY'21 - FY'23				Secondary		Northern Virginia	
Jurisdiction: Loudoun County								
Description: FROM: Lowes Island Park & Ride TO: Lowes Island Park & Ride								
Scope: Other								
Service Area / Fund	Previous	FY2023	FY2024	FY2025	FY2026	FY2027	FY2028	Total
Specialized State and Federal								
MPO CMAQ	\$61	\$40	\$0	\$0	\$0	\$0	\$0	\$101

ROUTE: 9999	PROJECT NAME				PROGRAM/SYSTEM		MPO Area		
UPC: 118236	SHREVEWOOD ES SRTS				Enhancement		Northern Virginia		
Street Name: SHREVE ROAD							Start (CY)	Budget	Expenditure
Jurisdiction: Fairfax County					PE	2021	\$327	\$67	
Description: FROM: Fairwood Road TO: Virginia Lane (0.2100 MI)					RW	2023	\$305	\$0	
Scope: Facilities for Pedestrians and Bicycles					CN	2024	\$1,846	\$0	
					Total		\$2,477	\$67	
Service Area / Fund	Previous	FY2023	FY2024	FY2025	FY2026	FY2027	FY2028	Total	
Specialized State and Federal									
Federal	\$995	\$0	\$0	\$0	\$0	\$0	\$0	\$995	
MPO TAP	\$0	\$183	\$183	\$0	\$0	\$0	\$0	\$365	
Other Funds									
Other	\$1,026	\$46	\$46	\$0	\$0	\$0	\$0	\$1,117	
TOTAL	\$2,021	\$228	\$228	\$0	\$0	\$0	\$0	\$2,477	

ROUTE: 9999	PROJECT NAME				PROGRAM/SYSTEM		MPO Area		
UPC: 118305	SAGER AVE DRAINAGE AND PED IMPROVEMENTS				Urban		Northern Virginia		
REPORT NOTE: Revised estimate and/or schedule required									
Street Name: SAGER AVENUE							Start (CY)	Budget	Expenditure
Jurisdiction: Fairfax					PE	2025	\$200	\$0	
Description: FROM: South side of Sager just west of Barbour TO: North side of Sager just west of Barbour					RW				
Scope: Facilities for Pedestrians and Bicycles					CN	2027	\$1,560	\$0	
					Total		\$1,760	\$0	
Service Area / Fund	Previous	FY2023	FY2024	FY2025	FY2026	FY2027	FY2028	Total	
Revenue Sharing									
State	\$100	\$297	\$297	\$0	\$0	\$0	\$0	\$694	
Local	\$100	\$297	\$297	\$0	\$0	\$0	\$0	\$694	
TOTAL	\$200	\$594	\$594	\$0	\$0	\$0	\$0	\$1,388	

ROUTE: 9999	PROJECT NAME				PROGRAM/SYSTEM		MPO Area		
UPC: 118307	LINCOLN STREET (NEW CONNECTION)				Urban		Northern Virginia		
REPORT NOTE: Balance to be provided by locality.									
Street Name: Lincoln Street (New Roadway)							Start (CY)	Budget	Expenditure
Jurisdiction: Fairfax County					PE	2025	\$7,000	\$0	
Description: FROM: Old Meadow Road TO: Magarity Road					RW	2028	\$5,500	\$0	
Scope: New Construction Roadway					CN	2029	\$20,964	\$0	
					Total		\$33,464	\$0	
Service Area / Fund	Previous	FY2023	FY2024	FY2025	FY2026	FY2027	FY2028	Total	
Revenue Sharing									
State	\$0	\$1,500	\$1,654	\$2,330	\$2,613	\$0	\$0	\$8,097	
Local	\$0	\$1,500	\$1,654	\$2,330	\$2,613	\$0	\$0	\$8,097	
TOTAL	\$0	\$3,000	\$3,308	\$4,660	\$5,226	\$0	\$0	\$16,194	

ROUTE: 9999	PROJECT NAME				PROGRAM/SYSTEM		MPO Area		
UPC: 118312	SYCOLIN ROAD / GATEWAY DRIVE SIGNAL				Urban		Northern Virginia		
REPORT NOTE: Revised estimate and/or schedule required									
Street Name:	Sycolin Road						Start (CY)	Budget	Expenditure
Jurisdiction:	Leesburg				PE		2025	\$100	\$0
Description:	FROM: Gateway Drive TO: Gateway Drive				RW		2027	\$100	\$0
Scope:	Traffic Management/Engineering				CN		2028	\$600	\$0
							Total	\$800	\$0
Service Area / Fund	Previous	FY2023	FY2024	FY2025	FY2026	FY2027	FY2028	Total	
Revenue Sharing									
State	\$50	\$100	\$165	\$0	\$0	\$0	\$0	\$315	
Local	\$50	\$100	\$165	\$0	\$0	\$0	\$0	\$315	
TOTAL	\$100	\$201	\$330	\$0	\$0	\$0	\$0	\$631	

ROUTE: 9999	PROJECT NAME				PROGRAM/SYSTEM		MPO Area		
UPC: 118314	EAST ST NE AND CHURCH STREET NE MINI ROUNDABOUT				Urban		Northern Virginia		
Street Name:	EAST ST NE AND CHURCH ST NE						Start (CY)	Budget	Expenditure
Jurisdiction:	Vienna				PE		2024	\$82	\$0
Description:	FROM: East St NE and Church St NE TO: Church St NE and East SxT NE				RW		2027	\$9	\$0
Scope:	Traffic Management/Engineering				CN		2028	\$459	\$0
							Total	\$550	\$0
Service Area / Fund	Previous	FY2023	FY2024	FY2025	FY2026	FY2027	FY2028	Total	
Revenue Sharing									
State	\$41	\$34	\$200	\$0	\$0	\$0	\$0	\$275	
Local	\$41	\$34	\$200	\$0	\$0	\$0	\$0	\$275	
TOTAL	\$82	\$68	\$400	\$0	\$0	\$0	\$0	\$550	

ROUTE: 9999	PROJECT NAME				PROGRAM/SYSTEM		MPO Area		
UPC: 118665	COMMUTER CONNECTIONS OPERATION CENTER - FY2 2 to FY24				Interstate		Northern Virginia		
Street Name:	Various						Start (CY)	Budget	Expenditure
Jurisdiction:	Northern Virginia District-wide				PE		2021	\$847	\$164
Description:	FROM: COMMUTER CONNECTIONS OPERATION CENTER TO: COMMUTER CONNECTIONS OPERATION CENTER				RW				
Scope:	Other				CN				
							Total	\$847	\$164
Service Area / Fund	Previous	FY2023	FY2024	FY2025	FY2026	FY2027	FY2028	Total	
Specialized State and Federal									
MPO CMAQ	\$531	\$326	\$0	\$0	\$0	\$0	\$0	\$857	

ROUTE: 9999		PROJECT NAME				PROGRAM/SYSTEM		MPO Area		
UPC: 118724		#SGR22VP PM-9L-22 PRIMARY PLANT MIX				Primary		Northern Virginia		
REPORT NOTE: Balance to be addressed at award										
Street Name: Various						Start (CY)		Budget	Expenditure	
Jurisdiction: Fairfax County						PE				
Description: FROM: Various TO: Various						RW				
Scope: Resurfacing						CN		2021	\$4,041	\$16
						Total			\$4,041	\$16
Service Area / Fund	Previous	FY2023	FY2024	FY2025	FY2026	FY2027	FY2028	Total		
State of Good Repair										
Federal	\$1,228	\$2,253	\$0	\$0	\$0	\$0	\$0	\$3,481		
State	\$412	\$0	\$0	\$0	\$0	\$0	\$0	\$412		
TOTAL	\$1,640	\$2,253	\$0	\$0	\$0	\$0	\$0	\$3,893		

ROUTE: 9999		PROJECT NAME				PROGRAM/SYSTEM		MPO Area	
UPC: 118800		CLEAN AIR PARTNERS - FY22 TO FY24				Interstate		Northern Virginia	
Jurisdiction: Northern Virginia District-wide									
Description: (FORMERLY ENDZONE REGIONAL PUBLIC EDUCATION CAMPAIGN)									
Scope: Other									
Service Area / Fund	Previous	FY2023	FY2024	FY2025	FY2026	FY2027	FY2028	Total	
Specialized State and Federal									
MPO CMAQ	\$428	\$267	\$0	\$0	\$0	\$0	\$0	\$696	

ROUTE: 9999		PROJECT NAME				PROGRAM/SYSTEM		MPO Area	
UPC: 119456		MATOC ANNUAL SUPPORT FY22-FY24				Other		Northern Virginia	
Street Name: Various									
Jurisdiction: Northern Virginia District-wide									
Description: FROM: A REGIONAL TRANSPORTATION COORDINATION AND TO: COMMUNICATION PROGRAM - METROPOLITAN WASHINGTON, DC									
Scope: Safety									
Service Area / Fund	Previous	FY2023	FY2024	FY2025	FY2026	FY2027	FY2028	Total	
Specialized State and Federal									
MPO CMAQ	\$367	\$445	\$817	\$0	\$0	\$0	\$0	\$1,630	

ROUTE: 9999		PROJECT NAME				PROGRAM/SYSTEM		MPO Area		
UPC: 119478		#SMART22 - MOUNT VERNON TRAIL NORTH ENHANCEMENTS				Urban		Northern Virginia		
Street Name: George Washington Memorial Parkway						Start (CY)		Budget	Expenditure	
Jurisdiction: Arlington County						PE		2023	\$4,738	\$0
Description: FROM: Theodore Roosevelt Island TO: Tide Lock Park (2.5200 MI)						RW				
Scope: Facilities for Pedestrians and Bicycles						CN		2026	\$28,242	\$0
						Total			\$32,980	\$0
Service Area / Fund	Previous	FY2023	FY2024	FY2025	FY2026	FY2027	FY2028	Total		
District Grant Program										
Federal	\$0	\$0	\$0	\$0	\$15,794	\$12,448	\$0	\$28,242		
State	\$738	\$0	\$0	\$0	\$0	\$0	\$0	\$738		
Other Funds										
Other	\$4,000	\$0	\$0	\$0	\$0	\$0	\$0	\$4,000		
TOTAL	\$4,738	\$0	\$0	\$0	\$15,794	\$12,448	\$0	\$32,980		

ROUTE: 9999	PROJECT NAME					PROGRAM/SYSTEM	MPO Area			
UPC: 119479	#SMART22 - COUNTRY CLUB COMMONS CONNECTOR TRAIL					Urban	Northern Virginia			
REPORT NOTE: Revised schedule required										
Street Name:	COUNTRY CLUB COMMONS						Start (CY)	Budget	Expenditure	
Jurisdiction:	Fairfax						PE	2022	\$990	\$0
Description:	FROM: BTW Spring Lake Terrace TO: BTW Fairfax Blvd						RW			
Scope:	Facilities for Pedestrians and Bicycles						CN	2025	\$4,152	\$0
							Total		\$5,143	\$0
Service Area / Fund	Previous	FY2023	FY2024	FY2025	FY2026	FY2027	FY2028	Total		
District Grant Program										
State	\$1,000	\$2,796	\$1,346	\$0	\$0	\$0	\$0	\$0	\$5,143	

ROUTE: 9999	PROJECT NAME					PROGRAM/SYSTEM	MPO Area			
UPC: 119674	ROADBED RECONSTRUCTION - FAIRFAX CITY FY24					Urban	Northern Virginia			
Street Name:	VARIOUS						Start (CY)	Budget	Expenditure	
Jurisdiction:	Fairfax						PE			
Description:	FROM: Multiple Locations TO: City Wide						RW			
Scope:	Reconstruction w/o Added Capacity						CN	2024	\$1,000	\$0
							Total		\$1,000	\$0
Service Area / Fund	Previous	FY2023	FY2024	FY2025	FY2026	FY2027	FY2028	Total		
Specialized State and Federal										
MPO RSTP	\$0	\$0	\$1,170	\$0	\$0	\$0	\$0	\$0	\$1,170	

ROUTE: 9999	PROJECT NAME					PROGRAM/SYSTEM	MPO Area			
UPC: 120576	TRAFFIC SIGNAL OPTIMIZATION					Other	Northern Virginia			
Street Name:	Arlington County						Start (CY)	Budget	Expenditure	
Jurisdiction:	Arlington County						PE	2023	\$2,244	\$0
Description:	FROM: Arlington County Wide TO: Arlington County Wide						RW			
Scope:	Other						CN			
							Total		\$2,244	\$0
Service Area / Fund	Previous	FY2023	FY2024	FY2025	FY2026	FY2027	FY2028	Total		
Specialized State and Federal										
MPO CMAQ	\$1,030	\$600	\$0	\$0	\$438	\$0	\$0	\$0	\$2,068	
Other Funds										
Other	\$157	\$0	\$0	\$0	\$0	\$0	\$0	\$0	\$157	
TOTAL	\$1,187	\$600	\$0	\$0	\$438	\$0	\$0	\$0	\$2,226	

ROUTE: 9999	PROJECT NAME					PROGRAM/SYSTEM	MPO Area			
UPC: 120766	#BF - NOVA Year 1 Structure Recoating-1					Primary	Northern Virginia			
Street Name:	VARIOUS						Start (CY)	Budget	Expenditure	
Jurisdiction:	Arlington County						PE			
Description:	FROM: VARIOUS TO: VARIOUS (0.3000 MI)						RW			
Scope:	Bridge Rehab w/o Added Capacity						CN	2022	\$4,240	\$0
							Total		\$4,240	\$0
Service Area / Fund	Previous	FY2023	FY2024	FY2025	FY2026	FY2027	FY2028	Total		
Specialized State and Federal										
Federal	\$3,241	\$998	\$0	\$0	\$0	\$0	\$0	\$0	\$4,240	

ROUTE: 9999	PROJECT NAME				PROGRAM/SYSTEM		MPO Area		
UPC: 120768	#BF - NOVA Year 1 Structure Recoating-3				Primary		Northern Virginia		
Street Name: VARIOUS							Start (CY)	Budget	Expenditure
Jurisdiction: Loudoun County					PE			\$0	\$0
Description: FROM: VARIOUS TO: VARIOUS (1.7400 MI)					RW			\$0	\$0
Scope: Bridge Rehab w/o Added Capacity					CN		2022	\$2,630	\$0
							Total	\$2,630	\$0
Service Area / Fund	Previous	FY2023	FY2024	FY2025	FY2026	FY2027	FY2028	Total	
Specialized State and Federal									
Federal	\$394	\$2,236	\$0	\$0	\$0	\$0	\$0	\$2,630	

ROUTE: 9999	PROJECT NAME (NEW)				PROGRAM/SYSTEM		MPO Area		
UPC: 121562	#SGR23VP PM-9L-23 PRIMARY PLANT MIX				Primary		Northern Virginia		
Street Name: Various							Start (CY)	Budget	Expenditure
Jurisdiction: Northern Virginia District-wide					PE			\$0	\$0
Description: FROM: Various TO: Various					RW			\$0	\$0
Scope: Resurfacing					CN		2023	\$5,129	\$0
							Total	\$5,129	\$0
Service Area / Fund	Previous	FY2023	FY2024	FY2025	FY2026	FY2027	FY2028	Total	
State of Good Repair									
State	\$0	\$5,129	\$0	\$0	\$0	\$0	\$0	\$5,129	

ROUTE: 9999	PROJECT NAME (NEW)				PROGRAM/SYSTEM		MPO Area			
UPC: 121746	OAK STREET PEDESTRIAN AND DRAINAGE IMPROVEMENTS				Urban		Northern Virginia			
Jurisdiction: Fairfax							Start (CY)	Budget	Expenditure	
Description: FROM: MAIN STREET TO: SECOND STREET					PE		2027	\$271	\$0	
Scope: Facilities for Pedestrians and Bicycles					RW		2029	\$295	\$0	
							CN	2029	\$1,795	\$0
							Total	\$2,361	\$0	
Service Area / Fund	Previous	FY2023	FY2024	FY2025	FY2026	FY2027	FY2028	Total		
Revenue Sharing										
State	\$0	\$0	\$0	\$471	\$672	\$0	\$0	\$1,143		
Local	\$0	\$0	\$0	\$471	\$672	\$0	\$0	\$1,143		
TOTAL	\$0	\$0	\$0	\$943	\$1,343	\$0	\$0	\$2,286		

ROUTE: 9999	PROJECT NAME (NEW)				PROGRAM/SYSTEM		MPO Area			
UPC: 121752	CHURCH STREET, SOUTH STREET, HARRISON STREET IMPROVEMENTS				Urban		Northern Virginia			
Jurisdiction: Leesburg							Start (CY)	Budget	Expenditure	
Description: FROM: CHURCH STREET TO: HARRISON STREET					PE		2026	\$501	\$0	
Scope: Reconstruction w/o Added Capacity					RW		2029	\$488	\$0	
							CN	2029	\$2,950	\$0
							Total	\$3,939	\$0	
Service Area / Fund	Previous	FY2023	FY2024	FY2025	FY2026	FY2027	FY2028	Total		
Revenue Sharing										
State	\$0	\$0	\$0	\$595	\$595	\$0	\$0	\$1,189		
Local	\$0	\$0	\$0	\$595	\$595	\$0	\$0	\$1,189		
TOTAL	\$0	\$0	\$0	\$1,189	\$1,189	\$0	\$0	\$2,378		

ROUTE: 9999	PROJECT NAME				PROGRAM/SYSTEM			MPO Area
UPC: 999999	NORTHERN VIRGINIA SSYP				SECONDARY			
Jurisdiction:								
Description: Funding on SSYP projects not included in the report.								
Scope:								
Service Area / Fund	Previous	FY2023	FY2024	FY2025	FY2026	FY2027	FY2028	Total
District Grant Program								
Unpaved	\$0	\$1,647	\$1,724	\$1,724	\$1,863	\$1,863	\$1,863	\$10,682

ROUTE: DRPT	PROJECT NAME				PROGRAM/SYSTEM			MPO Area
UPC: T158	Bus Replacement (OmniRide Express Commuter Buses)				Transit			Northern Virginia
Jurisdiction: Prince William County								
Description:								
Scope: Transit								
Service Area / Fund	Previous	FY2023	FY2024	FY2025	FY2026	FY2027	FY2028	Total
Specialized State and Federal								
Federal	\$24,139	\$1,096	\$0	\$0	\$0	\$0	\$0	\$25,235
Match	\$3,485	\$274	\$0	\$0	\$0	\$0	\$0	\$3,759
MPO CMAQ	\$2,800	\$0	\$0	\$0	\$0	\$0	\$0	\$2,800
MPO RSTP	\$2,352	\$0	\$0	\$0	\$0	\$0	\$0	\$2,352
TOTAL	\$32,776	\$1,370	\$0	\$0	\$0	\$0	\$0	\$34,146

This Page Is Intentionally Left Blank

RICHMOND DISTRICT

2023 - 2028

FINAL

This Page Is Intentionally Left Blank

Funding Allocation Summary RICHMOND DISTRICT

Service Area / Fund Source	FY2023	FY2024	FY2025	FY2026	FY2027	FY2028	Total
High Priority Projects							
Federal	\$6,740	\$9,747	\$3,397	\$9,801	\$25,803	\$0	\$55,488
ITTF	3,225	8,575	200	0	0	0	12,000
State	7,680	16,129	14,468	6,059	3,500	0	47,836
High Priority Projects Total	\$17,644	\$34,451	\$18,065	\$15,859	\$29,303	\$0	\$115,323
District Grant Program							
Federal	\$16,810	\$21,605	\$20,508	\$8,907	\$7,237	\$32,000	\$107,067
State	33,110	25,685	29,822	41,057	42,418	17,981	190,073
Unpaved	1,497	1,573	1,573	1,300	1,300	1,300	8,543
District Grant Program Total	\$51,417	\$48,863	\$51,903	\$51,265	\$50,954	\$51,282	\$305,684
State of Good Repair							
Federal	\$35,421	\$34,788	\$34,576	\$34,196	\$28,007	\$33,631	\$200,618
State	22,542	26,096	31,549	31,405	36,648	31,105	179,345
State of Good Repair Total	\$57,962	\$60,883	\$66,125	\$65,601	\$64,655	\$64,737	\$379,963
Interstate Corridor Funds							
Federal	\$1,401	\$1,742	\$1,292	\$1,000	\$6,167	\$0	\$11,601
State	7,958	6,472	5,771	4,666	1,805	0	26,672
Interstate Corridor Funds Total	\$9,359	\$8,213	\$7,063	\$5,666	\$7,971	\$0	\$38,273
Special Structures							
State	\$14,043	\$14,325	\$14,807	\$12,616	\$9,608	\$1,250	\$66,648
Special Structures Total	\$14,043	\$14,325	\$14,807	\$12,616	\$9,608	\$1,250	\$66,648
VA Safety Funds							
Federal	\$5,749	\$3,734	\$11,941	\$0	\$1,508	\$0	\$22,932
State	1,909	0	0	0	0	0	1,909
VA Safety Funds Total	\$7,658	\$3,734	\$11,941	\$0	\$1,508	\$0	\$24,841
Specialized State and Federal							
Federal	\$29,472	\$4,055	\$15,528	\$15,766	\$0	\$0	\$64,821
MPO CMAQ	9,473	9,662	9,855	10,053	10,254	10,459	59,755
MPO RSTP	26,007	26,697	27,231	27,775	28,331	28,897	164,938
MPO TAP	2,455	0	0	0	0	0	2,455
State	2,060	2,060	2,060	2,060	2,060	2,060	12,359
Specialized State and Federal Total	\$69,467	\$42,473	\$54,675	\$55,654	\$40,644	\$41,416	\$304,329
Revenue Sharing							
Local	\$31,777	\$15,993	\$15,051	\$15,326	\$0	\$0	\$78,147
State	31,777	15,993	15,051	15,326	0	0	78,147
Revenue Sharing Total	\$63,555	\$31,986	\$30,102	\$30,653	\$0	\$0	\$156,295
Research & Planning							
State	\$1,253	\$0	\$0	\$0	\$0	\$0	\$1,253
Research & Planning Total	\$1,253	\$0	\$0	\$0	\$0	\$0	\$1,253

Funding Allocation Summary RICHMOND DISTRICT

Service Area / Fund Source	FY2023	FY2024	FY2025	FY2026	FY2027	FY2028	Total
Earmarks							
Federal	\$8,000	\$0	\$0	\$0	\$0	\$0	\$8,000
Earmarks Total	\$8,000	\$0	\$0	\$0	\$0	\$0	\$8,000
Debt Service							
Federal	\$6,260	\$7,768	\$8,655	\$8,659	\$8,656	\$8,657	\$48,655
Debt Service Total	\$6,260	\$7,768	\$8,655	\$8,659	\$8,656	\$8,657	\$48,655
Other Funds							
Other	\$648	\$0	\$0	\$0	\$0	\$0	\$648
Other Funds Total	\$648	\$0	\$0	\$0	\$0	\$0	\$648
District Total	\$307,267	\$252,697	\$263,335	\$245,972	\$213,300	\$167,342	\$1,449,913

ROUTE: 0001	PROJECT NAME (NEW)				PROGRAM/SYSTEM	MPO Area		
UPC: T26692	#SGR23VB - US-1 NBL OVER SHINING CREEK (FED ID 3552) BR				Primary	NonMPO		
Jurisdiction:	Brunswick County					Start (CY)	Budget	Expenditure
Description:					PE	2022	\$1,675	\$0
Scope:	Bridge Replacement w/ Added Capacity				RW	2025	\$78	\$0
					CN	2025	\$8,715	\$0
					Total		\$10,467	\$0
Service Area / Fund	Previous	FY2023	FY2024	FY2025	FY2026	FY2027	FY2028	Total
State of Good Repair								
Federal	\$0	\$0	\$0	\$0	\$4,000	\$4,234	\$1,085	\$9,319
State	\$0	\$0	\$0	\$0	\$0	\$0	\$1,149	\$1,149
TOTAL	\$0	\$0	\$0	\$0	\$4,000	\$4,234	\$2,234	\$10,467

ROUTE: 0001	PROJECT NAME				PROGRAM/SYSTEM	MPO Area		
UPC: 109264	TEMPLE AVE AND ROUTE 1 SIGNAL REPLACEMENT				Primary	Tri-Cities		
Street Name:	Route 1					Start (CY)	Budget	Expenditure
Jurisdiction:	Colonial Heights				PE	2020	\$340	\$116
Description:	FROM: 0.125 miles north of Temple Avenue TO: 0.125 miles south of Temple Avenue				RW	2023	\$320	\$0
Scope:	Safety				CN	2024	\$985	\$0
					Total		\$1,645	\$116
Service Area / Fund	Previous	FY2023	FY2024	FY2025	FY2026	FY2027	FY2028	Total
Specialized State and Federal								
MPO CMAQ	\$660	\$324	\$661	\$0	\$0	\$0	\$0	\$1,645

ROUTE: 0001	PROJECT NAME				PROGRAM/SYSTEM	MPO Area		
UPC: 111634	#SMART18 - Rte 1 & Courthouse Rd. (Rte 627) Int. Realignment				Primary	NonMPO		
Street Name:	BOYDTON PLANK ROAD					Start (CY)	Budget	Expenditure
Jurisdiction:	Dinwiddie County				PE	2018	\$400	\$399
Description:	FROM: 0.034 MI S OF RTE 627 (COURTHOUSE RD) TO: 0.050 MI N OF RTE 627 (COURTHOUSE RD) (0.0840 MI)				RW	2020	\$243	\$103
Scope:	Safety				CN	2022	\$420	\$0
					Total		\$1,062	\$502
Service Area / Fund	Previous	FY2023	FY2024	FY2025	FY2026	FY2027	FY2028	Total
District Grant Program								
State	\$912	\$150	\$0	\$0	\$0	\$0	\$0	\$1,062

ROUTE: 0001		PROJECT NAME				PROGRAM/SYSTEM		MPO Area	
UPC:	111712	#SMART18 - Route 1 (Marina Dr. to Merriewood Rd.) SW #FLT				Primary		Richmond	
Street Name:	JEFF DAVIS HWY					Start (CY)	Budget	Expenditure	
Jurisdiction:	Chesterfield County					PE	2018	\$284	\$198
Description:	FROM: 1.42 Mi. NORTH OF ROUTE 145 (CHESTER RD.) TO: 0.37 Mi. SOUTH OF ROUTE 150 (CHIPPENHAM PKWY.)					RW	2021	\$865	\$0
Scope:	Safety					CN	2023	\$2,543	\$0
						Total		\$3,693	\$198
Service Area / Fund	Previous	FY2023	FY2024	FY2025	FY2026	FY2027	FY2028	Total	
District Grant Program									
Federal	\$1,883	\$0	\$0	\$0	\$0	\$0	\$0	\$0	\$1,883
State	\$200	\$0	\$0	\$0	\$0	\$0	\$0	\$0	\$200
Specialized State and Federal									
MPO CMAQ	\$414	\$0	\$0	\$0	\$0	\$0	\$0	\$0	\$414
Other Funds									
Other	\$1,196	\$0	\$0	\$0	\$0	\$0	\$0	\$0	\$1,196
TOTAL	\$3,693	\$0	\$0	\$0	\$0	\$0	\$0	\$0	\$3,693

ROUTE: 0001		PROJECT NAME				PROGRAM/SYSTEM		MPO Area	
UPC:	112042	ROUTE 1 IMPROVEMENTS: ASHCAKE RD TO ARBOR OAK DR				Urban		Richmond	
Street Name:	S WASHINGTON HWY					Start (CY)	Budget	Expenditure	
Jurisdiction:	Ashland					PE	2017	\$1,282	\$1,208
Description:	FROM: 0.056 MI N OF ASHCAKE RD TO: 0.010 MI S OF ARBOR OAK DR (0.4300 MI)					RW	2021	\$3,646	\$1,437
Scope:	Reconstruction w/ Added Capacity					CN	2023	\$6,582	\$0
						Total		\$11,510	\$2,645
Service Area / Fund	Previous	FY2023	FY2024	FY2025	FY2026	FY2027	FY2028	Total	
Specialized State and Federal									
Federal	\$2,911	\$0	\$0	\$0	\$0	\$0	\$0	\$0	\$2,911
Match	\$4	\$0	\$0	\$0	\$0	\$0	\$0	\$0	\$4
MPO RSTP	\$4,815	\$3,459	\$0	\$0	\$0	\$0	\$0	\$0	\$8,274
Legacy CN Formula									
Federal	\$101	\$0	\$0	\$0	\$0	\$0	\$0	\$0	\$101
Match	\$23	\$0	\$0	\$0	\$0	\$0	\$0	\$0	\$23
Other Funds									
Other	\$198	\$0	\$0	\$0	\$0	\$0	\$0	\$0	\$198
TOTAL	\$8,051	\$3,459	\$0	\$0	\$0	\$0	\$0	\$0	\$11,510

ROUTE: 0001		PROJECT NAME				PROGRAM/SYSTEM		MPO Area	
UPC:	113389	#SGR19VB - BRIDGE MAJOR REHAB RT 1 OVER CSX RW				Primary		NonMPO	
Street Name:	BOYDTON PLANK RD					Start (CY)	Budget	Expenditure	
Jurisdiction:	Brunswick County					PE	2018	\$572	\$584
Description:	FROM: 0.33 MI S ROUTE 634 (LIBERTY RD) TO: 0.41 MI S ROUTE 634 (LIBERTY RD) (0.0800 MI)					RW	2020	\$0	\$0
Scope:	Bridge Rehab w/o Added Capacity					CN	2021	\$3,064	\$430
						Total		\$3,636	\$1,014
Service Area / Fund	Previous	FY2023	FY2024	FY2025	FY2026	FY2027	FY2028	Total	
State of Good Repair									
Federal	\$2,716	\$892	\$0	\$0	\$0	\$0	\$0	\$0	\$3,608
State	\$28	\$0	\$0	\$0	\$0	\$0	\$0	\$0	\$28
TOTAL	\$2,744	\$892	\$0	\$0	\$0	\$0	\$0	\$0	\$3,636

ROUTE: 0001	PROJECT NAME				PROGRAM/SYSTEM		MPO Area		
UPC: 113843	Route 1 (Merriewood Rd to Elliham Ave) Sidewalk				Primary		Richmond		
Street Name:	Jefferson David Highway						Start (CY)	Budget	Expenditure
Jurisdiction:	Chesterfield County				PE	2019	\$159	\$89	
Description:	FROM: Elliham Ave. TO: Merriewood Road (0.3200 MI)				RW	2021	\$245	\$0	
Scope:	Facilities for Pedestrians and Bicycles				CN	2023	\$1,169	\$0	
					Total		\$1,574	\$90	
Service Area / Fund	Previous	FY2023	FY2024	FY2025	FY2026	FY2027	FY2028	Total	
Specialized State and Federal									
MPO CMAQ	\$1,250	\$436	\$0	\$0	\$0	\$0	\$0	\$1,686	

ROUTE: 0001	PROJECT NAME				PROGRAM/SYSTEM		MPO Area		
UPC: 115415	#SMART20 - Rt 1 (Falling Ck. Wayside - FL) Bike/Ped #FLT				Primary		Richmond		
Street Name:	Jefferson Davis Highway						Start (CY)	Budget	Expenditure
Jurisdiction:	Chesterfield County				PE	2020	\$487	\$204	
Description:	FROM: Falling Ck. Wayside TO: Food Lion (0.6300 MI)				RW	2023	\$119	\$0	
Scope:	Facilities for Pedestrians and Bicycles				CN	2024	\$2,725	\$0	
					Total		\$3,331	\$204	
Service Area / Fund	Previous	FY2023	FY2024	FY2025	FY2026	FY2027	FY2028	Total	
High Priority Projects									
Federal	\$150	\$1,635	\$681	\$378	\$0	\$0	\$0	\$2,844	
State	\$487	\$0	\$0	\$0	\$0	\$0	\$0	\$487	
TOTAL	\$637	\$1,635	\$681	\$378	\$0	\$0	\$0	\$3,331	

ROUTE: 0001	PROJECT NAME				PROGRAM/SYSTEM		MPO Area		
UPC: 118146	#FLT Route 1 (Holiday Lane - Willis Road) Shared-Use Path				Primary		Richmond		
Street Name:	Route 1						Start (CY)	Budget	Expenditure
Jurisdiction:	Chesterfield County				PE	2024	\$332	\$0	
Description:	FROM: 0.03 mile north of Willis Road TO: Holiday Lane				RW	2026	\$906	\$0	
Scope:	Safety and Education of Pedestrians /Bicyclists				CN	2027	\$3,132	\$0	
					Total		\$4,370	\$0	
Service Area / Fund	Previous	FY2023	FY2024	FY2025	FY2026	FY2027	FY2028	Total	
Specialized State and Federal									
MPO RSTP	\$0	\$0	\$332	\$0	\$0	\$906	\$3,132	\$4,370	

ROUTE: 0001	PROJECT NAME				PROGRAM/SYSTEM		MPO Area		
UPC: 119598	#SMART22 -A to P Trail US 1 Walmsley to Bellemeade #FLT				Primary		Richmond		
Street Name:	Jefferson Davis Hwy						Start (CY)	Budget	Expenditure
Jurisdiction:	Richmond				PE	2023	\$1,062	\$0	
Description:	FROM: Walmsley TO: Bellemeade (2.1000 MI)				RW	2025	\$8,530	\$0	
Scope:	Facilities for Pedestrians and Bicycles				CN	2026	\$6,579	\$0	
					Total		\$16,171	\$0	
Service Area / Fund	Previous	FY2023	FY2024	FY2025	FY2026	FY2027	FY2028	Total	
District Grant Program									
State	\$2,440	\$1,554	\$3,313	\$2,989	\$5,263	\$613	\$0	\$16,171	

ROUTE: 0001	PROJECT NAME				PROGRAM/SYSTEM		MPO Area		
UPC: 119600	#SMART22 A-to-P Trail Rt 1 (Falling Crk Ave-Food Lion) #FLT				Primary		Richmond		
Street Name:	Rt 1						Start (CY)	Budget	Expenditure
Jurisdiction:	Chesterfield County				PE		2022	\$936	\$0
Description:	FROM: Falling Creek Ave TO: Food Lion				RW		2024	\$4,230	\$0
Scope:	Facilities for Pedestrians and Bicycles				CN		2025	\$7,381	\$0
							Total	\$12,547	\$0
Service Area / Fund	Previous	FY2023	FY2024	FY2025	FY2026	FY2027	FY2028	Total	
District Grant Program									
State	\$2,678	\$2,372	\$6,045	\$1,452	\$0	\$0	\$0	\$12,547	

ROUTE: 0001	PROJECT NAME				PROGRAM/SYSTEM		MPO Area		
UPC: 119923	JEFF DAVIS HIGHWAY RTE 1 REPLACEMENT SIGNS - NAME CHANGE				Primary		Richmond		
Street Name:	JEFFERSON DAVIS HIGHWAY						Start (CY)	Budget	Expenditure
Jurisdiction:	Chesterfield County				PE				
Description:	FROM: VARIOUS TO: VARIOUS				RW				
Scope:	Other				CN		2022	\$104	\$0
							Total	\$104	\$0
Service Area / Fund	Previous	FY2023	FY2024	FY2025	FY2026	FY2027	FY2028	Total	
Other Funds									
Other	\$104	\$0	\$0	\$0	\$0	\$0	\$0	\$104	

ROUTE: 0004	PROJECT NAME				PROGRAM/SYSTEM		MPO Area		
UPC: 113388	#SGR19VB - BR REPLACE SUPERSTRUCTURE 4TH STREET OVER I-95				Urban		Richmond		
Street Name:	4TH STREET						Start (CY)	Budget	Expenditure
Jurisdiction:	Richmond				PE		2018	\$400	\$322
Description:	FROM: 0.072 MILE WEST OF I-95 TO: 0.061 MILE EAST OF I-95 (0.0340 MI)				RW		2021	\$54	\$0
Scope:	Bridge Replacement w/o Added Capacity				CN		2021	\$8,858	\$5
							Total	\$9,311	\$328
Service Area / Fund	Previous	FY2023	FY2024	FY2025	FY2026	FY2027	FY2028	Total	
State of Good Repair									
Federal	\$4,065	\$5,060	\$0	\$0	\$0	\$0	\$0	\$9,125	
State	\$186	\$0	\$0	\$0	\$0	\$0	\$0	\$186	
TOTAL	\$4,251	\$5,060	\$0	\$0	\$0	\$0	\$0	\$9,311	

ROUTE: 0005	PROJECT NAME				PROGRAM/SYSTEM		MPO Area		
UPC: 78245	VIRGINIA CAPITAL TRAIL - WESTERN SECTION				Enhancement		Richmond		
Street Name:	Virginia Capital Trail						Start (CY)	Budget	Expenditure
Jurisdiction:	Richmond				PE		2006	\$57	\$57
Description:	FROM: 0.02 Mile South Intersection of 18th & Dock St. TO: 0.02 Mile South Intersection of Pear & Dock St. (0.6700 MI)				RW				
Scope:	Facilities for Pedestrians and Bicycles				CN		2009	\$1,982	\$1,897
							Total	\$2,039	\$1,955
Service Area / Fund	Previous	FY2023	FY2024	FY2025	FY2026	FY2027	FY2028	Total	
Specialized State and Federal									
Federal	\$1,796	\$0	\$0	\$0	\$0	\$0	\$0	\$1,796	

ROUTE: 0005		PROJECT NAME				PROGRAM/SYSTEM		MPO Area	
UPC:	108649	RTE 5 (MAIN STREET) - NEW ROAD				Primary		Richmond	
Street Name:	MAIN STREET					Start (CY)		Budget	Expenditure
Jurisdiction:	Richmond					PE	2017	\$647	\$302
Description:	FROM: HENRICO COUNTY LINE TO: 0.75 MI N HENRICO COUNTY LINE (0.7500 MI)					RW	2020	\$22	\$0
Scope:	Relocation					CN	2022	\$2,203	\$0
						Total		\$2,872	\$302
Service Area / Fund	Previous	FY2023	FY2024	FY2025	FY2026	FY2027	FY2028	Total	
Revenue Sharing									
State	\$868	\$533	\$0	\$0	\$0	\$0	\$0	\$1,401	
Local	\$868	\$533	\$0	\$0	\$0	\$0	\$0	\$1,401	
Other Funds									
Other	\$70	\$0	\$0	\$0	\$0	\$0	\$0	\$70	
TOTAL	\$1,805	\$1,067	\$0	\$0	\$0	\$0	\$0	\$2,872	

ROUTE: 0006		PROJECT NAME				PROGRAM/SYSTEM		MPO Area	
UPC:	101034	#HB2.FY17 RTE 6 PATTERSON AVE AT PARHAM RD INTERSECTION				Primary		Richmond	
Street Name:	PATTERSON AVENUE					Start (CY)		Budget	Expenditure
Jurisdiction:	Henrico County					PE	2011	\$1,823	\$1,823
Description:	FROM: 0.27 MI W RTE 7518 (PARHAM RD) TO: 0.28 MI E RTE 7518 (PARHAM RD) (0.5500 MI)					RW	2018	\$3,590	\$2,910
Scope:	Safety					CN	2020	\$8,181	\$5,415
						Total		\$13,594	\$10,147
Service Area / Fund	Previous	FY2023	FY2024	FY2025	FY2026	FY2027	FY2028	Total	
District Grant Program									
Federal	\$4,460	\$0	\$0	\$0	\$0	\$0	\$0	\$4,460	
State	\$109	\$0	\$0	\$0	\$0	\$0	\$0	\$109	
Specialized State and Federal									
Bond	\$50	\$0	\$0	\$0	\$0	\$0	\$0	\$50	
MPO CMAQ	\$6,550	\$0	\$0	\$0	\$0	\$0	\$0	\$6,550	
MPO RSTP	\$2,400	\$0	\$0	\$0	\$0	\$0	\$0	\$2,400	
Local	\$41	\$0	\$0	\$0	\$0	\$0	\$0	\$41	
Other Funds									
Other	\$11	\$0	\$0	\$0	\$0	\$0	\$0	\$11	
TOTAL	\$13,621	\$0	\$0	\$0	\$0	\$0	\$0	\$13,621	

ROUTE: 0006		PROJECT NAME				PROGRAM/SYSTEM		MPO Area	
UPC:	109317	#HB2.FY17 RTE 6 - INSTALL SIGNAL				Primary		Richmond	
Street Name:	PATTERSON AVENUE					Start (CY)		Budget	Expenditure
Jurisdiction:	Goochland County					PE	2016	\$102	\$92
Description:	FROM: 0.08 MI W RTE 1250 (WEST CREEK RD) TO: 0.08 MI E RTE 1250 (WEST CREEK RD) (0.1600 MI)					RW	2018	\$25	\$25
Scope:	Safety					CN	2018	\$744	\$291
						Total		\$870	\$407
Service Area / Fund	Previous	FY2023	FY2024	FY2025	FY2026	FY2027	FY2028	Total	
District Grant Program									
State	\$870	\$0	\$0	\$0	\$0	\$0	\$0	\$870	

ROUTE: 0006	PROJECT NAME		PROGRAM/SYSTEM				MPO Area	
UPC: 115201	Patterson Avenue Sidewalks		Primary				Richmond	
Street Name:	Patterson Avenue		Start (CY)		Budget	Expenditure		
Jurisdiction:	Henrico County		PE	2022	\$778	\$0		
Description:	FROM: Sweetbriar Road TO: Horsepen Road (0.2300 MI)		RW	2025	\$635	\$0		
Scope:	Facilities for Pedestrians and Bicycles		CN	2026	\$2,030	\$0		
			Total		\$3,443	\$0		
Service Area / Fund	Previous	FY2023	FY2024	FY2025	FY2026	FY2027	FY2028	Total
Specialized State and Federal								
MPO CMAQ	\$200	\$0	\$0	\$635	\$2,030	\$0	\$0	\$2,865

ROUTE: 0010	PROJECT NAME		PROGRAM/SYSTEM				MPO Area	
UPC: 101020	#HB2.FY17 RTE 10 (BERMUDA TRIANGLE RD TO MEADOWVILLE RD)		Primary				Richmond	
Street Name:	WEST HNDRD/Meadowville/OLD BERMUDA HNDRD/RvrsBnd		Start (CY)		Budget	Expenditure		
Jurisdiction:	Chesterfield County		PE	2012	\$3,450	\$3,280		
Description:	FROM: 1.73 mi. W of Rte. 618 (OLD BERMUDA HUNDRED RD) TO: 0.27 mi. E of Rte. 618 (OLD BERMUDA HUNDRED ROAD) (2.0000 MI)		RW	2014	\$12,517	\$10,565		
Scope:	Reconstruction w/ Added Capacity		CN	2019	\$49,970	\$32,164		
			Total		\$65,937	\$46,008		
Service Area / Fund	Previous	FY2023	FY2024	FY2025	FY2026	FY2027	FY2028	Total
District Grant Program								
GARVEE	\$24,569	\$0	\$0	\$0	\$0	\$0	\$0	\$24,569
Specialized State and Federal								
Federal	\$2,798	\$0	\$0	\$0	\$0	\$0	\$0	\$2,798
Match	\$8	\$0	\$0	\$0	\$0	\$0	\$0	\$8
Bond	\$6,412	\$0	\$0	\$0	\$0	\$0	\$0	\$6,412
MPO RSTP	\$23,404	\$0	\$0	\$0	\$0	\$0	\$0	\$23,404
Other Funds								
Other	\$8,447	\$0	\$0	\$0	\$0	\$0	\$0	\$8,447
TOTAL	\$65,638	\$0	\$0	\$0	\$0	\$0	\$0	\$65,638

ROUTE: 0010	PROJECT NAME		PROGRAM/SYSTEM				MPO Area	
UPC: 104889	RT 10 (Whitepine to Frith) WIDENING		Primary				Richmond	
Street Name:	IRONBRIDGE ROAD		Start (CY)		Budget	Expenditure		
Jurisdiction:	Chesterfield County		PE	2017	\$1,400	\$1,372		
Description:	FROM: 0.787 MI N. of Rte. 288 TO: 1.110 MI S. of Rte. 288 (1.8970 MI)		RW	2020	\$65	\$47		
Scope:	Reconstruction w/ Added Capacity		CN	2021	\$13,706	\$3,836		
			Total		\$15,171	\$5,255		
Service Area / Fund	Previous	FY2023	FY2024	FY2025	FY2026	FY2027	FY2028	Total
Specialized State and Federal								
MPO RSTP	\$13,171	\$2,000	\$0	\$0	\$0	\$0	\$0	\$15,171

ROUTE: 0010	PROJECT NAME				PROGRAM/SYSTEM		MPO Area	
UPC: 110393	#HB2.FY17 RT 10 (BERM TRI TO MEADOWV) GARVEE DEBT SERVICE				Primary		Richmond	
Jurisdiction: Chesterfield County								
Description:								
Scope:								
Service Area / Fund	Previous	FY2023	FY2024	FY2025	FY2026	FY2027	FY2028	Total
Debt Service								
Federal	\$4,569	\$1,679	\$2,015	\$2,015	\$2,016	\$2,015	\$2,016	\$16,325

ROUTE: 0010	PROJECT NAME				PROGRAM/SYSTEM		MPO Area		
UPC: 115402	#SMART20 - Lower Appomattox River Trail				Urban		Tri-Cities		
Street Name: various									
Jurisdiction: Prince George County									
Description: FROM: various TO: various									
Scope: Other									
						Start (CY)	Budget	Expenditure	
						PE			
						RW			
						CN	2024	\$44	\$0
						Total		\$44	\$0
Service Area / Fund	Previous	FY2023	FY2024	FY2025	FY2026	FY2027	FY2028	Total	
District Grant Program									
State	\$0	\$0	\$44	\$0	\$0	\$0	\$0	\$44	

ROUTE: 0014	PROJECT NAME				PROGRAM/SYSTEM		MPO Area		
UPC: 118303	#SGR21VB - Rte 147 over I-195 - Minor Rehab - FED ID 21519				Primary		Richmond		
Street Name: Cary Street									
Jurisdiction: Richmond									
Description: FROM: 0.006 MI East of Cameron Street TO: 0.094 MI East of Cameron Street (0.0880 MI)									
Scope: Bridge Rehab w/o Added Capacity									
						Start (CY)	Budget	Expenditure	
						PE	2021	\$1,018	\$18
						RW	2022	\$872	\$0
						CN	2022	\$9,855	\$0
						Total		\$11,745	\$18
Service Area / Fund	Previous	FY2023	FY2024	FY2025	FY2026	FY2027	FY2028	Total	
State of Good Repair									
Federal	\$5,326	\$2,425	\$0	\$0	\$0	\$0	\$0	\$7,751	
State	\$244	\$3,750	\$0	\$0	\$0	\$0	\$0	\$3,994	
TOTAL	\$5,571	\$6,175	\$0	\$0	\$0	\$0	\$0	\$11,745	

ROUTE: 0033	PROJECT NAME				PROGRAM/SYSTEM		MPO Area		
UPC: 107108	RTE 33 - MARTIN LUTHER KING BRIDGE - REHAB				Urban		Richmond		
Street Name: E LEIGH STREET E									
Jurisdiction: Richmond									
Description: FROM: 10TH ST TO: MOSBY ST									
Scope: Bridge Rehab w/o Added Capacity									
						Start (CY)	Budget	Expenditure	
						PE	2015	\$505	\$206
						RW			
						CN	2026	\$5,195	\$0
						Total		\$5,700	\$206
Service Area / Fund	Previous	FY2023	FY2024	FY2025	FY2026	FY2027	FY2028	Total	
Revenue Sharing									
State	\$850	\$2,000	\$0	\$0	\$0	\$0	\$0	\$2,850	
Local	\$850	\$2,000	\$0	\$0	\$0	\$0	\$0	\$2,850	
TOTAL	\$1,700	\$4,000	\$0	\$0	\$0	\$0	\$0	\$5,700	

ROUTE: 0033		PROJECT NAME				PROGRAM/SYSTEM		MPO Area	
UPC:	113291	RTE 33 (Nine Mile Road) - Streetscape				Primary		Richmond	
Street Name:	Nine Mile Road					Start (CY)		Budget	Expenditure
Jurisdiction:	Richmond					PE	2018	\$320	\$49
Description:	FROM: 25th St TO: Tuxedo Blvd (0.5700 MI)					RW			
Scope:	Landscaping/Beautification					CN	2020	\$2,931	\$667
						Total		\$3,251	\$716
Service Area / Fund	Previous	FY2023	FY2024	FY2025	FY2026	FY2027	FY2028	Total	
Revenue Sharing									
State	\$1,160	\$646	\$0	\$0	\$0	\$0	\$0	\$1,806	
Local	\$1,160	\$646	\$0	\$0	\$0	\$0	\$0	\$1,806	
TOTAL	\$2,320	\$1,292	\$0	\$0	\$0	\$0	\$0	\$3,612	

ROUTE: 0033		PROJECT NAME				PROGRAM/SYSTEM		MPO Area	
UPC:	113387	#SGR19VB - RT 33 over I64 - Super Repl - FED ID 12630				Primary		Richmond	
Street Name:	New Kent Highway					Start (CY)		Budget	Expenditure
Jurisdiction:	New Kent County					PE	2020	\$950	\$500
Description:	FROM: MM 31.5 TO: MM 32 (0.5000 MI)					RW		\$950	\$0
Scope:	Bridge Replacement w/o Added Capacity					CN	2024	\$7,600	\$0
						Total		\$9,500	\$500
Service Area / Fund	Previous	FY2023	FY2024	FY2025	FY2026	FY2027	FY2028	Total	
State of Good Repair									
Federal	\$2,352	\$488	\$0	\$1,224	\$0	\$0	\$0	\$4,064	
State	\$1,010	\$0	\$1,625	\$2,401	\$0	\$0	\$0	\$5,036	
Legacy CN Formula									
State	\$400	\$0	\$0	\$0	\$0	\$0	\$0	\$400	
TOTAL	\$3,762	\$488	\$1,625	\$3,625	\$0	\$0	\$0	\$9,500	

ROUTE: 0033		PROJECT NAME				PROGRAM/SYSTEM		MPO Area	
UPC:	118155	Rt 33-60-Beulah Roundabout				Primary		Richmond	
Street Name:	Rt 33					Start (CY)		Budget	Expenditure
Jurisdiction:	Henrico County					PE	2024	\$689	\$0
Description:	FROM: Rt 60 TO: Beullah Rd					RW		\$1,450	\$0
Scope:	Safety					CN	2027	\$3,380	\$0
						Total		\$5,519	\$0
Service Area / Fund	Previous	FY2023	FY2024	FY2025	FY2026	FY2027	FY2028	Total	
Specialized State and Federal									
MPO CMAQ	\$0	\$0	\$689	\$0	\$0	\$0	\$0	\$689	

ROUTE: 0033		PROJECT NAME				PROGRAM/SYSTEM		MPO Area	
UPC:	118300	#SGR22VB - Rt 33 over I-64 - Major Rehab - FED ID 9745				Primary		Richmond	
Street Name:	Nine Mile Road					Start (CY)		Budget	Expenditure
Jurisdiction:	Henrico County					PE	2021	\$3,858	\$25
Description:	FROM: 0.049 MI West of I-64 Intersection TO: 0.273 MI East of I-64 Intersection (0.3220 MI)					RW		\$225	\$0
Scope:	Bridge Rehab w/o Added Capacity					CN	2026	\$46,216	\$0
						Total		\$50,299	\$25
Service Area / Fund	Previous	FY2023	FY2024	FY2025	FY2026	FY2027	FY2028	Total	
State of Good Repair									
Federal	\$1,400	\$5,852	\$4,925	\$15,746	\$0	\$0	\$0	\$27,922	
State	\$2,403	\$5,414	\$6,075	\$6,758	\$1,727	\$0	\$0	\$22,377	
TOTAL	\$3,803	\$11,266	\$11,000	\$22,503	\$1,727	\$0	\$0	\$50,299	

ROUTE: 0033	PROJECT NAME					PROGRAM/SYSTEM		MPO Area		
UPC: 118938	#SMART22 - Nine Mile Rd Roadway Reconfiguration & Ped Safety					Primary		Richmond		
Street Name:	Nine Mile Road							Start (CY)	Budget	Expenditure
Jurisdiction:	Henrico County					PE		2022	\$716	\$12
Description:	FROM: Newbridge Road TO: Lee Ave (0.5400 MI)					RW		2024	\$880	\$0
Scope:	Reconstruction w/o Added Capacity					CN		2025	\$1,830	\$0
						Total			\$3,426	\$12
Service Area / Fund	Previous	FY2023	FY2024	FY2025	FY2026	FY2027	FY2028	Total		
District Grant Program										
State	\$716	\$700	\$250	\$47	\$1,713	\$0	\$0	\$3,426		

ROUTE: 0033	PROJECT NAME					PROGRAM/SYSTEM		MPO Area		
UPC: 118940	#SMART22 - Nine Mile Rd Multimodal Mobility & Safety Improve					Primary		Richmond		
Jurisdiction:	Henrico County							Start (CY)	Budget	Expenditure
Description:	FROM: Emerson St TO: Carmen Lane					PE		2022	\$1,238	\$17
Scope:	Facilities for Pedestrians and Bicycles					RW		2024	\$5,132	\$0
						CN		2025	\$7,746	\$0
						Total			\$14,116	\$17
Service Area / Fund	Previous	FY2023	FY2024	FY2025	FY2026	FY2027	FY2028	Total		
District Grant Program										
State	\$3,211	\$2,000	\$300	\$4,478	\$4,127	\$0	\$0	\$14,116		

ROUTE: 0033	PROJECT NAME					PROGRAM/SYSTEM		MPO Area		
UPC: 118941	#SMART22 - Broad Street Streetscape w/ Pulse BRT Expansion					Primary		Richmond		
Street Name:	Broad Street							Start (CY)	Budget	Expenditure
Jurisdiction:	Richmond					PE		2026	\$2,036	\$0
Description:	FROM: Hamilton Ave TO: Commonwealth Avenue					RW		2028	\$8,191	\$0
Scope:	Transit					CN		2029	\$16,576	\$0
						Total			\$26,803	\$0
Service Area / Fund	Previous	FY2023	FY2024	FY2025	FY2026	FY2027	FY2028	Total		
High Priority Projects										
Federal	\$0	\$0	\$0	\$0	\$0	\$25,803	\$0	\$25,803		
State	\$0	\$0	\$0	\$0	\$1,000	\$0	\$0	\$1,000		
TOTAL	\$0	\$0	\$0	\$0	\$1,000	\$25,803	\$0	\$26,803		

ROUTE: 0036	PROJECT NAME					PROGRAM/SYSTEM		MPO Area		
UPC: 118949	Appomattox River Trail (ART) - Western Extension					Urban		Tri-Cities		
Street Name:	Mckenzie Street							Start (CY)	Budget	Expenditure
Jurisdiction:	Petersburg					PE		2025	\$300	\$0
Description:	FROM: VARIOUS TO: VARIOUS					RW				
Scope:	Facilities for Pedestrians and Bicycles					CN		2027	\$382	\$0
						Total			\$682	\$0
Service Area / Fund	Previous	FY2023	FY2024	FY2025	FY2026	FY2027	FY2028	Total		
Specialized State and Federal										
MPO CMAQ	\$0	\$0	\$126	\$653	\$11	\$0	\$0	\$789		

ROUTE: 0036	PROJECT NAME (NEW)		PROGRAM/SYSTEM				MPO Area	
UPC: 121275	#SGR23LP - Oaklawn Blvd		Urban				Tri-Cities	
Street Name:	Oaklawn Blvd		Start (CY)		Budget	Expenditure		
Jurisdiction:	Hopewell		PE	2022	\$40	\$0		
Description:	FROM: 12.52 TO: 12.992 (0.4720 MI)		RW					
Scope:	Resurfacing		CN	2023	\$286	\$0		
			Total		\$326	\$0		
Service Area / Fund	Previous	FY2023	FY2024	FY2025	FY2026	FY2027	FY2028	Total
State of Good Repair								
State	\$0	\$326	\$0	\$0	\$0	\$0	\$0	\$326

ROUTE: 0036	PROJECT NAME (NEW)		PROGRAM/SYSTEM				MPO Area	
UPC: 121276	#SGR23LP - Oaklawn Blvd		Urban				Tri-Cities	
Street Name:	Oaklawn Blvd		Start (CY)		Budget	Expenditure		
Jurisdiction:	Hopewell		PE	2022	\$85	\$0		
Description:	FROM: 13.17 TO: 13.856 (0.6860 MI)		RW					
Scope:	Resurfacing		CN	2023	\$603	\$0		
			Total		\$689	\$0		
Service Area / Fund	Previous	FY2023	FY2024	FY2025	FY2026	FY2027	FY2028	Total
State of Good Repair								
State	\$227	\$462	\$0	\$0	\$0	\$0	\$0	\$689

ROUTE: 0036	PROJECT NAME (NEW)		PROGRAM/SYSTEM				MPO Area	
UPC: 121277	#SGR23LP - Oaklawn Blvd		Urban				Tri-Cities	
Street Name:	Oaklawn Boulevard		Start (CY)		Budget	Expenditure		
Jurisdiction:	Hopewell		PE	2022	\$60	\$0		
Description:	FROM: 12 TO: 12.52 (0.5200 MI)		RW					
Scope:	Resurfacing		CN	2023	\$421	\$0		
			Total		\$481	\$0		
Service Area / Fund	Previous	FY2023	FY2024	FY2025	FY2026	FY2027	FY2028	Total
State of Good Repair								
State	\$450	\$31	\$0	\$0	\$0	\$0	\$0	\$481

ROUTE: 0040	PROJECT NAME		PROGRAM/SYSTEM				MPO Area	
UPC: 115403	#SMART20 - Roundabout for Darvills Rd at Military Rd		Primary				NonMPO	
Street Name:	Darvills Rd		Start (CY)		Budget	Expenditure		
Jurisdiction:	Nottoway County		PE	2020	\$1,073	\$368		
Description:	FROM: 0.043 MI. WEST OF ROUTE 750 TO: 0.063 MI. EAST OF ROUTE 750 (0.1060 MI)		RW		\$600	\$0		
Scope:	Safety		CN	2026	\$5,595	\$0		
			Total		\$7,268	\$368		
Service Area / Fund	Previous	FY2023	FY2024	FY2025	FY2026	FY2027	FY2028	Total
District Grant Program								
Federal	\$920	\$410	\$1,602	\$4,136	\$0	\$0	\$0	\$7,068
State	\$100	\$100	\$0	\$0	\$0	\$0	\$0	\$200
TOTAL	\$1,020	\$510	\$1,602	\$4,136	\$0	\$0	\$0	\$7,268

ROUTE: 0058		PROJECT NAME (NEW)				PROGRAM/SYSTEM		MPO Area	
UPC:	T26700	#SGR23VB - RTE 58 OVER COLEMAN'S CREEK (FED ID 11878) BR				Primary		NonMPO	
Jurisdiction:	Mecklenburg County					Start (CY)		Budget	Expenditure
Description:	Bridge Replacement w/o Added Capacity					PE	2022	\$1,286	\$0
Scope:						RW	2025	\$579	\$0
						CN	2025	\$5,349	\$0
						Total		\$7,214	\$0
Service Area / Fund	Previous	FY2023	FY2024	FY2025	FY2026	FY2027	FY2028	Total	
State of Good Repair									
Federal	\$0	\$0	\$0	\$1,000	\$3,200	\$86	\$2,900	\$7,186	
State	\$0	\$0	\$0	\$0	\$0	\$0	\$28	\$28	
TOTAL	\$0	\$0	\$0	\$1,000	\$3,200	\$86	\$2,928	\$7,214	

ROUTE: 0058		PROJECT NAME				PROGRAM/SYSTEM		MPO Area	
UPC:	113297	RTE 58 - RECONSTRUCT TURN LANES				Primary		NonMPO	
Street Name:	RTE 58					Start (CY)		Budget	Expenditure
Jurisdiction:	Mecklenburg County					PE	2018	\$186	\$99
Description:	FROM: 0.09 MI W RTE 883 (HERBERT DR) TO: 0.09 MI E RTE 883 (HERBERT DR) (0.1900 MI)					RW	2020	\$33	\$14
Scope:	Safety					CN	2021	\$1,911	\$9
						Total		\$2,129	\$121
Service Area / Fund	Previous	FY2023	FY2024	FY2025	FY2026	FY2027	FY2028	Total	
Revenue Sharing									
State	\$1,021	\$43	\$0	\$0	\$0	\$0	\$0	\$1,065	
Local	\$1,021	\$43	\$0	\$0	\$0	\$0	\$0	\$1,065	
TOTAL	\$2,043	\$87	\$0	\$0	\$0	\$0	\$0	\$2,129	

ROUTE: 0058		PROJECT NAME				PROGRAM/SYSTEM		MPO Area	
UPC:	118301	#SGR21VB - Rt 58 over Buffalo Ck - Brdge Repl - FED ID 11884				Primary		NonMPO	
Street Name:	Route 58					Start (CY)		Budget	Expenditure
Jurisdiction:	Mecklenburg County					PE	2021	\$1,719	\$175
Description:	FROM: 0.27 MI West of Route 735 TO: 0.32 MI West of Route 735 (0.0500 MI)					RW	2024	\$174	\$0
Scope:	Bridge Replacement w/o Added Capacity					CN	2025	\$15,643	\$0
						Total		\$17,536	\$175
Service Area / Fund	Previous	FY2023	FY2024	FY2025	FY2026	FY2027	FY2028	Total	
State of Good Repair									
Federal	\$674	\$23	\$2,266	\$5,143	\$8,400	\$0	\$0	\$16,506	
State	\$1,022	\$0	\$0	\$0	\$9	\$0	\$0	\$1,031	
TOTAL	\$1,696	\$23	\$2,266	\$5,143	\$8,409	\$0	\$0	\$17,536	

ROUTE: 0058	PROJECT NAME				PROGRAM/SYSTEM		MPO Area		
UPC: 119190	#SMART22 - US 58 Improvements between Rt 46 and Brunswick Sq				Primary		NonMPO		
Street Name:	GOVERNOR HARRISON PKWY						Start (CY)	Budget	Expenditure
Jurisdiction:	Brunswick County				PE		2022	\$716	\$23
Description:	FROM: 0.16 miles west of Twins Ponds Rd TO: 0.03 miles east of Cattail Drive (0.2100 MI)				RW				
Scope:	Reconstruction w/o Added Capacity				CN		2025	\$2,482	\$0
					Total			\$3,198	\$23
Service Area / Fund	Previous	FY2023	FY2024	FY2025	FY2026	FY2027	FY2028	Total	
District Grant Program									
Federal	\$0	\$0	\$0	\$0	\$1,551	\$1,567	\$0	\$3,118	
State	\$0	\$0	\$0	\$0	\$48	\$32	\$0	\$80	
TOTAL	\$0	\$0	\$0	\$0	\$1,599	\$1,599	\$0	\$3,198	

ROUTE: 0058	PROJECT NAME				PROGRAM/SYSTEM		MPO Area		
UPC: 119191	#SMART22 - Intersection Improvements - US 58 and Country Ln/				Primary		NonMPO		
Street Name:	South Hill Bypass/East Atlantic State						Start (CY)	Budget	Expenditure
Jurisdiction:	South Hill				PE		2022	\$716	\$17
Description:	FROM: Country Lane TO: East Atlantic Street				RW		2025	\$1,344	\$0
Scope:	Reconstruction w/ Added Capacity				CN		2026	\$3,697	\$0
					Total			\$5,758	\$17
Service Area / Fund	Previous	FY2023	FY2024	FY2025	FY2026	FY2027	FY2028	Total	
District Grant Program									
Federal	\$1,500	\$850	\$2,589	\$0	\$0	\$0	\$0	\$4,939	
State	\$0	\$150	\$93	\$0	\$0	\$0	\$0	\$243	
Other Funds									
Other	\$576	\$0	\$0	\$0	\$0	\$0	\$0	\$576	
TOTAL	\$2,076	\$1,000	\$2,682	\$0	\$0	\$0	\$0	\$5,758	

ROUTE: 0058	PROJECT NAME				PROGRAM/SYSTEM		MPO Area		
UPC: 119193	#SMART22 - Intersection Improvements US 58/626 & US 58/759				Primary		NonMPO		
Street Name:	Governor Harrison Parkway						Start (CY)	Budget	Expenditure
Jurisdiction:	Mecklenburg County				PE		2022	\$716	\$47
Description:	FROM: Regional Airport Road TO: Brown Town Road (0.2500 MI)				RW		2025	\$892	\$0
Scope:	Reconstruction w/o Added Capacity				CN		2026	\$2,118	\$0
					Total			\$3,726	\$47
Service Area / Fund	Previous	FY2023	FY2024	FY2025	FY2026	FY2027	FY2028	Total	
District Grant Program									
Federal	\$0	\$0	\$0	\$0	\$1,848	\$1,848	\$0	\$3,696	
State	\$0	\$0	\$0	\$0	\$15	\$15	\$0	\$30	
TOTAL	\$0	\$0	\$0	\$0	\$1,863	\$1,863	\$0	\$3,726	

ROUTE: 0058	PROJECT NAME		PROGRAM/SYSTEM				MPO Area	
UPC: 119687	#SMART22 - Intersection Improvements- US 58 & Robinson Ferry		Primary				NonMPO	
Street Name:	GOVERNOR HARRISON PKWY				Start (CY)	Budget	Expenditure	
Jurisdiction:	Brunswick County				PE	2022	\$716	\$20
Description:	FROM: 0.19 Miles W of Robison Ferry Rd TO: 0.24 Miles E of Robinson Ferry Rd (0.6300 MI)				RW	2024	\$939	\$0
Scope:	Reconstruction w/o Added Capacity				CN	2025	\$2,605	\$0
					Total		\$4,261	\$20
Service Area / Fund	Previous	FY2023	FY2024	FY2025	FY2026	FY2027	FY2028	Total
District Grant Program								
Federal	\$0	\$824	\$455	\$0	\$1,066	\$0	\$0	\$2,345
State	\$716	\$876	\$195	\$64	\$64	\$0	\$0	\$1,916
TOTAL	\$716	\$1,700	\$650	\$64	\$1,130	\$0	\$0	\$4,261

ROUTE: 0058	PROJECT NAME (NEW)		PROGRAM/SYSTEM				MPO Area	
UPC: 121406	Route 58 Turn Lane Improvements - Route 882		Primary				NonMPO	
Jurisdiction:	Mecklenburg County				Start (CY)	Budget	Expenditure	
Description:	FROM: 0.125 Mi. West of Route 882 TO: 0.125 Mi. East of Route 882 (0.2500 MI)				PE	2027	\$336	\$0
Scope:	Reconstruction w/o Added Capacity				RW	2029	\$249	\$0
					CN	2029	\$2,043	\$0
					Total		\$2,628	\$0
Service Area / Fund	Previous	FY2023	FY2024	FY2025	FY2026	FY2027	FY2028	Total
Revenue Sharing								
State	\$0	\$0	\$0	\$648	\$600	\$0	\$0	\$1,248
Local	\$0	\$0	\$0	\$648	\$600	\$0	\$0	\$1,248
TOTAL	\$0	\$0	\$0	\$1,297	\$1,200	\$0	\$0	\$2,497

ROUTE: 0060	PROJECT NAME		PROGRAM/SYSTEM				MPO Area	
UPC: 111702	#SMART18 - US60 / Downtown Expy Gateway Ped Improvements		Urban				Richmond	
REPORT NOTE: Balance to be addressed at award								
Street Name:	E. 9th St.				Start (CY)	Budget	Expenditure	
Jurisdiction:	Richmond				PE	2019	\$465	\$253
Description:	FROM: 7th St. and E.Byrd St. TO: E. Canal St. to S. 9th St. (0.4000 MI)				RW			
Scope:	Safety				CN	2024	\$2,994	\$0
					Total		\$3,459	\$253
Service Area / Fund	Previous	FY2023	FY2024	FY2025	FY2026	FY2027	FY2028	Total
District Grant Program								
Federal	\$773	\$1,352	\$0	\$0	\$0	\$0	\$0	\$2,125
State	\$1,183	\$0	\$0	\$0	\$0	\$0	\$0	\$1,183
TOTAL	\$1,956	\$1,352	\$0	\$0	\$0	\$0	\$0	\$3,309

ROUTE: 0060	PROJECT NAME		PROGRAM/SYSTEM				MPO Area	
UPC: 115063	Route 60 (Ruthers Rd-Stonebridge Plaza Ave) Sidewalk		Primary				Richmond	
Street Name:	Midlothian Turnpike		Start (CY)		Budget	Expenditure		
Jurisdiction:	Chesterfield County		PE	2019	\$931	\$494		
Description:	FROM: 0.90 MI W OF SR 150 TO: 0.31 MI W OF SR 150 (0.5900 MI)		RW	2023	\$925	\$0		
Scope:	Facilities for Pedestrians and Bicycles		CN	2025	\$3,648	\$0		
			Total			\$5,504	\$494	
Service Area / Fund	Previous	FY2023	FY2024	FY2025	FY2026	FY2027	FY2028	Total
Specialized State and Federal								
MPO CMAQ	\$983	\$3,548	\$0	\$0	\$0	\$0	\$0	\$4,531
MPO RSTP	\$973	\$0	\$0	\$0	\$0	\$0	\$0	\$973
TOTAL	\$1,956	\$3,548	\$0	\$0	\$0	\$0	\$0	\$5,504

ROUTE: 0060	PROJECT NAME		PROGRAM/SYSTEM				MPO Area	
UPC: 115404	#SMART20 - ITS SIGNAL UPGRADES		Primary				Richmond	
Street Name:	Various		Start (CY)		Budget	Expenditure		
Jurisdiction:	Chesterfield County		PE	2019	\$1,700	\$397		
Description:	FROM: Various TO: Various		RW	2024	\$737	\$0		
Scope:	Traffic Management/Engineering		CN	2026	\$8,003	\$0		
			Total			\$10,440	\$397	
Service Area / Fund	Previous	FY2023	FY2024	FY2025	FY2026	FY2027	FY2028	Total
District Grant Program								
Federal	\$1,835	\$455	\$2,920	\$5,143	\$0	\$0	\$0	\$10,353
State	\$10	\$0	\$0	\$77	\$0	\$0	\$0	\$87
TOTAL	\$1,845	\$455	\$2,920	\$5,220	\$0	\$0	\$0	\$10,440

ROUTE: 0060	PROJECT NAME		PROGRAM/SYSTEM				MPO Area	
UPC: 115412	#SMART20 - RCUT Route 60 and Woolridge\Old Buckingham		Primary				Richmond	
Street Name:	Midlothian Turnpike		Start (CY)		Budget	Expenditure		
Jurisdiction:	Chesterfield County		PE	2020	\$1,767	\$329		
Description:	FROM: .25 miles west of Old Buckingham/Woolridge TO: Heaths Way		RW	2025	\$2,785	\$0		
Scope:	Safety		CN	2026	\$8,687	\$0		
			Total			\$13,239	\$329	
Service Area / Fund	Previous	FY2023	FY2024	FY2025	FY2026	FY2027	FY2028	Total
District Grant Program								
Federal	\$4,560	\$1,000	\$2,809	\$2,810	\$1,750	\$0	\$0	\$12,929
State	\$7	\$0	\$0	\$303	\$0	\$0	\$0	\$310
TOTAL	\$4,567	\$1,000	\$2,809	\$3,113	\$1,750	\$0	\$0	\$13,239

ROUTE: 0060	PROJECT NAME		PROGRAM/SYSTEM				MPO Area	
UPC: 115414	#SMART20 - Jude's Ferry Road & Route 60		Primary				Richmond	
REPORT NOTE: Balance to be addressed at RW authorization								
Street Name:	Route 60		Start (CY)		Budget	Expenditure		
Jurisdiction:	Powhatan County		PE	2020	\$347	\$206		
Description:	FROM: 0.120 mi. east of Route 613 TO: 0.017 mi. east of Route 613 (0.2400 MI)		RW	2023	\$735	\$0		
Scope:	Safety		CN	2025	\$1,363	\$0		
			Total			\$2,446	\$206	
Service Area / Fund	Previous	FY2023	FY2024	FY2025	FY2026	FY2027	FY2028	Total
District Grant Program								
State	\$347	\$0	\$1,810	\$315	\$0	\$0	\$0	\$2,472

ROUTE:	0060	PROJECT NAME	PROGRAM/SYSTEM					MPO Area		
UPC:	118936	#SMART22 - RT 60/Stonebridge Plaza/Boulders	Primary					Richmond		
Street Name:	MIDLOTHIAN TURNPIKE						Start (CY)	Budget	Expenditure	
Jurisdiction:	Chesterfield County						PE	2026	\$1,790	\$0
Description:	FROM: 0.06 Miles W of Boulders Pkwy TO: Arcadia St (0.8800 MI)						RW	2028	\$1,453	\$0
Scope:	Reconstruction w/o Added Capacity						CN	2029	\$9,806	\$0
							Total		\$13,050	\$0
Service Area / Fund	Previous	FY2023	FY2024	FY2025	FY2026	FY2027	FY2028	Total		
District Grant Program										
State	\$0	\$0	\$0	\$678	\$2,492	\$9,880	\$0	\$13,050		

ROUTE:	0060	PROJECT NAME	PROGRAM/SYSTEM					MPO Area		
UPC:	118937	#SMART22 - Williamsburg Rd Pedestrian & Transit Improvements	Primary					Richmond		
Street Name:	WILLIAMSBURG ROAD						Start (CY)	Budget	Expenditure	
Jurisdiction:	Henrico County						PE	2022	\$1,512	\$16
Description:	FROM: Charles City Rd TO: Laburnum Ave (1.5300 MI)						RW	2024	\$5,062	\$0
Scope:	Facilities for Pedestrians and Bicycles						CN	2025	\$8,866	\$0
							Total		\$15,440	\$16
Service Area / Fund	Previous	FY2023	FY2024	FY2025	FY2026	FY2027	FY2028	Total		
High Priority Projects										
Federal	\$0	\$0	\$0	\$0	\$1,853	\$0	\$0	\$1,853		
State	\$3,512	\$3,000	\$2,000	\$4,689	\$386	\$0	\$0	\$13,588		
TOTAL	\$3,512	\$3,000	\$2,000	\$4,689	\$2,239	\$0	\$0	\$15,440		

ROUTE:	0064	PROJECT NAME	PROGRAM/SYSTEM					MPO Area		
UPC:	107458	#HB2.FY17 RTE 64 - MAJOR WIDENING	Interstate					Richmond		
REPORT NOTE: Balance to be addressed at CN completion										
Jurisdiction:	Henrico County						Start (CY)	Budget	Expenditure	
Description:	FROM: RTE 295 TO: EXIT 205 (BOTTOM'S BR) (3.9300 MI)						PE	2016	\$1,882	\$1,872
Scope:	Reconstruction w/ Added Capacity						RW	2017	\$125	\$2
							CN	2017	\$48,483	\$45,090
							Total		\$50,490	\$46,963
Service Area / Fund	Previous	FY2023	FY2024	FY2025	FY2026	FY2027	FY2028	Total		
High Priority Projects										
GARVEE	\$44,355	\$0	\$0	\$0	\$0	\$0	\$0	\$44,355		
District Grant Program										
GARVEE	\$6,145	\$0	\$0	\$0	\$0	\$0	\$0	\$6,145		
TOTAL	\$50,501	\$0	\$0	\$0	\$0	\$0	\$0	\$50,501		

ROUTE:	0064	PROJECT NAME	PROGRAM/SYSTEM					MPO Area	
UPC:	110394	#HB2.FY17 RTE 64 - MAJOR WIDENING GARVEE DEBT SERVICE	Interstate					Richmond	
Jurisdiction:	Henrico County								
Description:									
Scope:									
Service Area / Fund	Previous	FY2023	FY2024	FY2025	FY2026	FY2027	FY2028	Total	
Debt Service									
Federal	\$19,329	\$4,097	\$4,097	\$4,096	\$4,097	\$4,097	\$4,096	\$43,909	

ROUTE: 0064	PROJECT NAME					PROGRAM/SYSTEM		MPO Area		
UPC: 111294	#SGR18VB - BRIDGE REHAB 1-64/5TH ST OVER I-95					Interstate		Richmond		
Street Name:	N. 5th Street							Start (CY)	Budget	Expenditure
Jurisdiction:	Richmond					PE	2017	\$400	\$323	
Description:	FROM: 0.029 MILE WEST OF I-95 TO: 0.086 MILE EAST OF I-95 (0.0340 MI)					RW	2021	\$54	\$0	
Scope:	Bridge Rehab w/o Added Capacity					CN	2021	\$8,176	\$1,202	
						Total		\$8,629	\$1,525	
Service Area / Fund	Previous	FY2023	FY2024	FY2025	FY2026	FY2027	FY2028	Total		
State of Good Repair										
Federal	\$6,084	\$1,500	\$1,018	\$0	\$0	\$0	\$0	\$8,601		
State	\$28	\$0	\$0	\$0	\$0	\$0	\$0	\$28		
TOTAL	\$6,112	\$1,500	\$1,018	\$0	\$0	\$0	\$0	\$8,629		

ROUTE: 0064	PROJECT NAME					PROGRAM/SYSTEM		MPO Area		
UPC: 120374	#I64CIP - I-64WB EXIT 181 IMPROVE INTERCHANGE CONFIGURATION					Interstate		Richmond		
Jurisdiction:	Henrico County							Start (CY)	Budget	Expenditure
Description:	FROM: MM 181 TO: MM 181					PE	2022	\$1,750	\$94	
Scope:	New Construction Roadway					RW	2024	\$500	\$0	
						CN	2025	\$9,750	\$0	
						Total		\$12,000	\$94	
Service Area / Fund	Previous	FY2023	FY2024	FY2025	FY2026	FY2027	FY2028	Total		
Interstate Corridor Funds										
Federal	\$0	\$0	\$0	\$0	\$0	\$3,000	\$0	\$3,000		
State	\$2,875	\$1,875	\$1,250	\$1,500	\$1,500	\$0	\$0	\$9,000		
TOTAL	\$2,875	\$1,875	\$1,250	\$1,500	\$1,500	\$3,000	\$0	\$12,000		

ROUTE: 0064	PROJECT NAME					PROGRAM/SYSTEM		MPO Area	
UPC: 120380	#I64CIP - I-64 E/WB - BROAD STREET - SHORT PUMP BUS SERVICE					Primary		Richmond	
Street Name:	I-64								
Jurisdiction:	Henrico County								
Description:									
Scope:	Transit								
Service Area / Fund	Previous	FY2023	FY2024	FY2025	FY2026	FY2027	FY2028	Total	
Interstate Corridor Funds									
State	\$2,496	\$624	\$624	\$0	\$0	\$0	\$0	\$3,745	

ROUTE: 0064	PROJECT NAME					PROGRAM/SYSTEM		MPO Area	
UPC: 120381	#I64CIP - E/WB EXPRESS BUS ROUTE-22x SHORT PUMP TO DOWNTOWN					Interstate		Richmond	
Street Name:	I-64								
Jurisdiction:	Multi-jurisdictional: Richmond MPO								
Description:									
Scope:	Transit								
Service Area / Fund	Previous	FY2023	FY2024	FY2025	FY2026	FY2027	FY2028	Total	
Interstate Corridor Funds									
State	\$2,012	\$503	\$503	\$0	\$0	\$0	\$0	\$3,017	

ROUTE: 0064	PROJECT NAME				PROGRAM/SYSTEM			MPO Area
UPC: 120384	#I64CIP - I-64 INCREASE BUS FREQUENCY- RTE7 / NINE MILE ROAD				Interstate			Richmond
Street Name:	NINE MILE ROAD							
Jurisdiction:	Henrico County							
Description:								
Scope:	Transit							
Service Area / Fund	Previous	FY2023	FY2024	FY2025	FY2026	FY2027	FY2028	Total
Interstate Corridor Funds								
State	\$5,211	\$1,303	\$1,303	\$0	\$0	\$0	\$0	\$7,816

ROUTE: 0064	PROJECT NAME				PROGRAM/SYSTEM			MPO Area		
UPC: 120441	#I64CIP: I-64 E/W HICKORY HAVEN-NEW/RELOCATE P&R LOT				Interstate			Richmond		
REPORT NOTE: Balance to be addressed at RW authorization										
Jurisdiction:	Goochland County						Start (CY)	Budget	Expenditure	
Description:	FROM: MM 173 TO: MM 173						PE	2022	\$999	\$20
Scope:	New Construction Roadway						RW	2024	\$1,308	\$0
						CN	2025	\$4,810	\$0	
						Total		\$7,117	\$20	
Service Area / Fund	Previous	FY2023	FY2024	FY2025	FY2026	FY2027	FY2028	Total		
Interstate Corridor Funds										
Federal	\$1,333	\$0	\$1,450	\$1,000	\$1,000	\$0	\$0	\$4,783		
State	\$0	\$750	\$0	\$0	\$0	\$967	\$0	\$1,717		
TOTAL	\$1,333	\$750	\$1,450	\$1,000	\$1,000	\$967	\$0	\$6,500		

ROUTE: 0064	PROJECT NAME				PROGRAM/SYSTEM			MPO Area		
UPC: 120444	#I64CIP - I-64 - BOTTOM'S BRIDGE-EXPAND P&R OR RELOCATE				Interstate			Richmond		
REPORT NOTE: Balance to be addressed at award										
Jurisdiction:	New Kent County						Start (CY)	Budget	Expenditure	
Description:	FROM: 205 TO: 205 (0.0100 MI)						PE	2022	\$755	\$30
Scope:	New Construction Roadway						RW			
						CN	2024	\$2,545	\$0	
						Total		\$3,300	\$30	
Service Area / Fund	Previous	FY2023	FY2024	FY2025	FY2026	FY2027	FY2028	Total		
Interstate Corridor Funds										
State	\$1,000	\$1,000	\$1,100	\$0	\$0	\$0	\$0	\$3,100		

ROUTE: 0064	PROJECT NAME (NEW)				PROGRAM/SYSTEM			MPO Area		
UPC: 121682	I-64/ASHLAND RD INTERCHANGE IMR				Interstate			Richmond		
Street Name:	I-64									
Jurisdiction:	Goochland County						Start (CY)	Budget	Expenditure	
Description:	FROM: I-64 TO: I-64						PE	2023	\$360	\$0
Scope:	Preliminary Engineering						RW			
						CN				
						Total		\$360	\$0	
Service Area / Fund	Previous	FY2023	FY2024	FY2025	FY2026	FY2027	FY2028	Total		
Specialized State and Federal										
MPO RSTP	\$0	\$0	\$360	\$0	\$0	\$0	\$0	\$360		

ROUTE: 0076	PROJECT NAME				PROGRAM/SYSTEM		MPO Area		
UPC: 119192	#SMART22 - Powhite NB at Chippenham Capacity and Safety Impr				Primary		NonMPO		
Street Name:	Powhite Parkway						Start (CY)	Budget	Expenditure
Jurisdiction:	Richmond District-wide				PE		2022	\$1,451	\$16
Description:	FROM: Rte 76 TO: Rte 76 (0.4200 MI)				RW				
Scope:	Reconstruction w/ Added Capacity				CN		2026	\$15,718	\$0
							Total	\$17,169	\$16
Service Area / Fund	Previous	FY2023	FY2024	FY2025	FY2026	FY2027	FY2028	Total	
High Priority Projects									
Federal	\$0	\$500	\$589	\$250	\$0	\$0	\$0	\$1,339	
State	\$0	\$161	\$6,781	\$8,888	\$0	\$0	\$0	\$15,830	
TOTAL	\$0	\$661	\$7,370	\$9,138	\$0	\$0	\$0	\$17,169	

ROUTE: 0076	PROJECT NAME				PROGRAM/SYSTEM		MPO Area		
UPC: 119597	#SMART22 - Powhite SBChippenham Capacity Safety Improvements				Primary		NonMPO		
Street Name:	Powhite Parkway						Start (CY)	Budget	Expenditure
Jurisdiction:	Richmond District-wide				PE		2022	\$1,240	\$13
Description:	FROM: Rt 150 interchange TO: Toll Plaza (0.5000 MI)				RW		2028	\$130	\$0
Scope:	Safety				CN		2029	\$8,065	\$0
							Total	\$9,436	\$13
Service Area / Fund	Previous	FY2023	FY2024	FY2025	FY2026	FY2027	FY2028	Total	
District Grant Program									
State	\$5,221	\$1,223	\$2,051	\$942	\$0	\$0	\$0	\$9,436	

ROUTE: 0085	PROJECT NAME (NEW)				PROGRAM/SYSTEM		MPO Area		
UPC: T26701	#SGR23VB - I85 SBL OVER ROANOKE RVR (FED ID 11911) DR				Interstate		NonMPO		
Street Name:	SBL ROUTE I-85						Start (CY)	Budget	Expenditure
Jurisdiction:	Mecklenburg County				PE		2026	\$3,262	\$0
Description:	FROM: 2.95 miles FR N C LINE TO: 1.0 miles TO 903				RW				
Scope:	Bridge Replacement w/o Added Capacity				CN		2030	\$24,248	\$0
							Total	\$27,510	\$0
Service Area / Fund	Previous	FY2023	FY2024	FY2025	FY2026	FY2027	FY2028	Total	
State of Good Repair									
Federal	\$0	\$0	\$0	\$0	\$5,000	\$11,755	\$10,755	\$27,510	

ROUTE: 0085	PROJECT NAME				PROGRAM/SYSTEM		MPO Area		
UPC: 120382	#IOtherInt - I-85 - SSP ROUTE				Interstate		Tri-Cities		
Street Name:	I-85								
Jurisdiction:	Richmond District-wide								
Description:	FROM: VA/NC State Line TO: I-95								
Scope:	Safety								
Service Area / Fund	Previous	FY2023	FY2024	FY2025	FY2026	FY2027	FY2028	Total	
Interstate Corridor Funds									
State	\$60	\$60	\$60	\$60	\$60	\$60	\$0	\$360	

ROUTE: 0085	PROJECT NAME				PROGRAM/SYSTEM		MPO Area		
UPC: 120439	#OTHERINT - I-85 - SIGNS AND MARKINGS US 1				Interstate		Tri-Cities		
Street Name: I-85							Start (CY)	Budget	Expenditure
Jurisdiction: Petersburg					PE	2022	\$250	\$0	
Description: FROM: VA/NC State Line TO: I-95					RW				
Scope: Other					CN				
							Total	\$250	\$0
Service Area / Fund	Previous	FY2023	FY2024	FY2025	FY2026	FY2027	FY2028	Total	
Interstate Corridor Funds									
State	\$42	\$42	\$42	\$42	\$42	\$42	\$0	\$250	

ROUTE: 0085	PROJECT NAME				PROGRAM/SYSTEM		MPO Area			
UPC: 120443	#OTHERINT - I-85 - CCTV CAMERAS				Interstate		Richmond			
Jurisdiction: Richmond District-wide							Start (CY)	Budget	Expenditure	
Description: FROM: State Line TO: I-95					PE	2022	\$139	\$2		
Scope: Safety					RW					
							CN	2024	\$786	\$0
							Total	\$925	\$2	
Service Area / Fund	Previous	FY2023	FY2024	FY2025	FY2026	FY2027	FY2028	Total		
Interstate Corridor Funds										
State	\$154	\$30	\$30	\$179	\$266	\$266	\$0	\$925		

ROUTE: 0085	PROJECT NAME				PROGRAM/SYSTEM		MPO Area			
UPC: 120458	#OTHERINT - I-85 - CMS				Interstate		Richmond			
Jurisdiction: Richmond District-wide							Start (CY)	Budget	Expenditure	
Description: FROM: VA/NC State Line TO: I-95					PE	2022	\$53	\$0		
Scope: Safety					RW					
							CN	2024	\$298	\$0
							Total	\$350	\$0	
Service Area / Fund	Previous	FY2023	FY2024	FY2025	FY2026	FY2027	FY2028	Total		
Interstate Corridor Funds										
State	\$58	\$58	\$58	\$58	\$58	\$58	\$0	\$350		

ROUTE: 0085	PROJECT NAME				PROGRAM/SYSTEM		MPO Area			
UPC: 120468	#OTHERINT - I-85 - PORTABLE CMS				Interstate		Richmond			
Jurisdiction: Richmond District-wide							Start (CY)	Budget	Expenditure	
Description: FROM: VA/NC State Line TO: I-95					PE	2022	\$21	\$0		
Scope: Safety					RW					
							CN	2024	\$119	\$0
							Total	\$140	\$0	
Service Area / Fund	Previous	FY2023	FY2024	FY2025	FY2026	FY2027	FY2028	Total		
Interstate Corridor Funds										
State	\$23	\$23	\$23	\$23	\$23	\$23	\$0	\$140		

ROUTE: 0085	PROJECT NAME				PROGRAM/SYSTEM		MPO Area		
UPC: 120483	#OTHERINT - I-85 - PSAP INTEGRATIONS (3)				Interstate		NonMPO		
Jurisdiction:	Richmond District-wide						Start (CY)	Budget	Expenditure
Description:	FROM: VA/NC State Line TO: I-95				PE	2022	\$270	\$1	
Scope:	Safety				RW				
					CN				
					Total		\$270	\$1	
Service Area / Fund	Previous	FY2023	FY2024	FY2025	FY2026	FY2027	FY2028	Total	
Interstate Corridor Funds									
State	\$45	\$45	\$45	\$45	\$45	\$45	\$0	\$270	

ROUTE: 0086	PROJECT NAME (NEW)				PROGRAM/SYSTEM		MPO Area		
UPC: 121677	#SGR23LP - Broad Rock Blvd S				Urban		Richmond		
Street Name:	Broad Rock Blvd S						Start (CY)	Budget	Expenditure
Jurisdiction:	Richmond				PE	2023	\$15	\$0	
Description:	FROM: 1.82 TO: 2.82 (1.0000 MI)				RW				
Scope:	Resurfacing				CN	2025	\$354	\$0	
					Total		\$369	\$0	
Service Area / Fund	Previous	FY2023	FY2024	FY2025	FY2026	FY2027	FY2028	Total	
State of Good Repair									
State	\$0	\$369	\$0	\$0	\$0	\$0	\$0	\$369	

ROUTE: 0086	PROJECT NAME (NEW)				PROGRAM/SYSTEM		MPO Area		
UPC: 121678	#SGR23LP - Broad Rock Blvd N				Urban		Richmond		
Street Name:	Broad Rock Blvd N						Start (CY)	Budget	Expenditure
Jurisdiction:	Richmond				PE	2023	\$20	\$0	
Description:	FROM: 1.608 TO: 2.608 (1.0000 MI)				RW				
Scope:	Resurfacing				CN	2025	\$430	\$0	
					Total		\$450	\$0	
Service Area / Fund	Previous	FY2023	FY2024	FY2025	FY2026	FY2027	FY2028	Total	
State of Good Repair									
State	\$0	\$450	\$0	\$0	\$0	\$0	\$0	\$450	

ROUTE: 0086	PROJECT NAME (NEW)				PROGRAM/SYSTEM		MPO Area		
UPC: 121679	#SGR23LP - Broad Rock Blvd N				Urban		Richmond		
Street Name:	Broad Rock Blvd N						Start (CY)	Budget	Expenditure
Jurisdiction:	Richmond				PE	2023	\$12	\$0	
Description:	FROM: 2.608 TO: 3.141 (0.5330 MI)				RW				
Scope:	Resurfacing				CN	2025	\$313	\$0	
					Total		\$325	\$0	
Service Area / Fund	Previous	FY2023	FY2024	FY2025	FY2026	FY2027	FY2028	Total	
State of Good Repair									
State	\$0	\$325	\$0	\$0	\$0	\$0	\$0	\$325	

ROUTE: 0095		PROJECT NAME				PROGRAM/SYSTEM		MPO Area		
UPC:	107795	#HB2.FY17 RTE 95 - IMPROVE RAMP AREA AT FRANKLIN ST				Interstate		Richmond		
Jurisdiction:	Richmond							Start (CY)	Budget	Expenditure
Description:	FROM: 0.008 MI N OF INTERSECTION MAIN/15TH STREET TO: 0.04 MI N OF INTERSECTION OF 15TH/FRANKLIN STREET (0.1150 MI)					PE	2015	\$626	\$626	
Scope:	Reconstruction w/o Added Capacity					RW	2017	\$45	\$45	
						CN	2018	\$2,142	\$2,142	
						Total		\$2,814	\$2,814	
Service Area / Fund	Previous	FY2023	FY2024	FY2025	FY2026	FY2027	FY2028	Total		
District Grant Program										
Federal	\$1,962	\$0	\$0	\$0	\$0	\$0	\$0	\$1,962		
Specialized State and Federal										
Federal	\$852	\$0	\$0	\$0	\$0	\$0	\$0	\$852		
TOTAL	\$2,814	\$0	\$0	\$0	\$0	\$0	\$0	\$2,814		

ROUTE: 0095		PROJECT NAME				PROGRAM/SYSTEM		MPO Area		
UPC:	107796	#HB2.FY17 RTE 95 - EXTEND NB DECEL LANE AT HERMITAGE RD				Interstate		Richmond		
Jurisdiction:	Richmond							Start (CY)	Budget	Expenditure
Description:	FROM: 0.363 MILES EAST OF HERMITAGE ROAD TO: 0.012 MILES EAST OF HERMITAGE ROAD (0.3500 MI)					PE	2015	\$778	\$778	
Scope:	Reconstruction w/o Added Capacity					RW	2017	\$57	\$57	
						CN	2019	\$1,857	\$1,857	
						Total		\$2,692	\$2,692	
Service Area / Fund	Previous	FY2023	FY2024	FY2025	FY2026	FY2027	FY2028	Total		
District Grant Program										
Federal	\$2,075	\$0	\$0	\$0	\$0	\$0	\$0	\$2,075		
State	\$10	\$0	\$0	\$0	\$0	\$0	\$0	\$10		
Specialized State and Federal										
Federal	\$608	\$0	\$0	\$0	\$0	\$0	\$0	\$608		
TOTAL	\$2,692	\$0	\$0	\$0	\$0	\$0	\$0	\$2,692		

ROUTE: 0095		PROJECT NAME				PROGRAM/SYSTEM		MPO Area		
UPC:	107797	#HB2.FY17 RTE 95 - EXTEND NB ACCEL LANE AT BELVIDERE ST				Interstate		Richmond		
REPORT NOTE: Balance to be addressed at project completion										
Jurisdiction:	Richmond							Start (CY)	Budget	Expenditure
Description:	FROM: 0.02 MI S RTE 301 TO: 0.35 MI N RTE 301 (0.3170 MI)					PE	2015	\$854	\$854	
Scope:	Reconstruction w/o Added Capacity					RW	2018	\$205	\$195	
						CN	2020	\$2,361	\$2,135	
						Total		\$3,421	\$3,184	
Service Area / Fund	Previous	FY2023	FY2024	FY2025	FY2026	FY2027	FY2028	Total		
District Grant Program										
Federal	\$1,612	\$0	\$0	\$0	\$0	\$0	\$0	\$1,612		
State	\$787	\$0	\$0	\$0	\$0	\$0	\$0	\$787		
Specialized State and Federal										
Federal	\$1,018	\$0	\$0	\$0	\$0	\$0	\$0	\$1,018		
TOTAL	\$3,417	\$0	\$0	\$0	\$0	\$0	\$0	\$3,417		

ROUTE: 0095	PROJECT NAME				PROGRAM/SYSTEM		MPO Area	
UPC: 109083	#SMART18 - RTE 95 - ROADWAY LIGHTING				Interstate		Richmond	
REPORT NOTE: Balance to be addressed at project completion.								
Jurisdiction: Richmond					Start (CY)		Budget	Expenditure
Description: FROM: MP 76.56 ON I-95 AT BELVIDERE TO: MP 183 ON I-64 AT GLENSIDE (5.7000 MI)					PE	2017	\$559	\$559
Scope: Safety					RW			
					CN	2019	\$3,597	\$3,604
					Total		\$4,156	\$4,163
Service Area / Fund	Previous	FY2023	FY2024	FY2025	FY2026	FY2027	FY2028	Total
High Priority Projects								
Federal	\$659	\$0	\$0	\$0	\$0	\$0	\$0	\$659
State	\$3,406	\$0	\$0	\$0	\$0	\$0	\$0	\$3,406
TOTAL	\$4,066	\$0	\$0	\$0	\$0	\$0	\$0	\$4,066

ROUTE: 0095	PROJECT NAME				PROGRAM/SYSTEM		MPO Area	
UPC: 109319	#HB2.FY17 RTE 95 - ITS LOW BRIDGE WARNING SYSTEM				Interstate		Richmond	
Jurisdiction: Richmond					Start (CY)		Budget	Expenditure
Description: FROM: RTE 195 TO: RTE 64 W EXIT (6.2500 MI)					PE	2017	\$151	\$151
Scope: Safety					RW	2018	\$0	\$0
					CN	2019	\$671	\$721
					Total		\$822	\$873
Service Area / Fund	Previous	FY2023	FY2024	FY2025	FY2026	FY2027	FY2028	Total
High Priority Projects								
State	\$822	\$0	\$0	\$0	\$0	\$0	\$0	\$822

ROUTE: 0095	PROJECT NAME				PROGRAM/SYSTEM		MPO Area	
UPC: 109320	#HB2.FY17 SB I95 Belvidere St Interchange Safety Improvement				Interstate		Richmond	
REPORT NOTE: Funded to anticipated award cost, \$11,045,291.								
Jurisdiction: Richmond					Start (CY)		Budget	Expenditure
Description: FROM: 0.079 MILES WEST OF RTE. 1 TO: 0.202 MILES EAST OF RTE. 1 (0.2810 MI)					PE	2017	\$1,050	\$1,103
Scope: Safety					RW	2020	\$507	\$200
					CN	2021	\$8,451	\$0
					Total		\$10,009	\$1,304
Service Area / Fund	Previous	FY2023	FY2024	FY2025	FY2026	FY2027	FY2028	Total
High Priority Projects								
Federal	\$7,538	\$1,727	\$0	\$0	\$0	\$0	\$0	\$9,265
State	\$1,781	\$0	\$0	\$0	\$0	\$0	\$0	\$1,781
TOTAL	\$9,319	\$1,727	\$0	\$0	\$0	\$0	\$0	\$11,045

ROUTE: 0095	PROJECT NAME				PROGRAM/SYSTEM			MPO Area
UPC: 109321	#HB2.FY17 RTE 95 - IMPROVE INTERCHANGE AT MAURY ST				Interstate			Richmond
REPORT NOTE: Balance to be addressed at project completion.								
Street Name:	MAURY ST				Start (CY)		Budget	Expenditure
Jurisdiction:	Richmond				PE	2016	\$1,059	\$1,060
Description:	FROM: 0.058 MI. W OF MAURY ST TO: 0.061 MI. E OF MAURY ST (0.1190 MI)				RW	2018	\$2,033	\$2,034
Scope:	Safety				CN	2020	\$4,977	\$4,922
					Total	\$8,070		\$8,016
Service Area / Fund	Previous	FY2023	FY2024	FY2025	FY2026	FY2027	FY2028	Total
District Grant Program								
Federal	\$7,198	\$0	\$0	\$0	\$0	\$0	\$0	\$7,198
State	\$750	\$0	\$0	\$0	\$0	\$0	\$0	\$750
TOTAL	\$7,948	\$0	\$0	\$0	\$0	\$0	\$0	\$7,948

ROUTE: 0095	PROJECT NAME				PROGRAM/SYSTEM			MPO Area
UPC: 109322	#HB2.FY17 RTE 95 - IMPROVE INTERCHANGE AT RTE 10				Interstate			Richmond
Jurisdiction:	Chesterfield County				Start (CY)		Budget	Expenditure
Description:	FROM: 0.09 mi. S of Rt. 10 TO: 0.59 mi. N of Rt. 10 (0.6820 MI)				PE	2017	\$1,449	\$1,019
Scope:	Safety				RW	2019	\$612	\$556
					CN	2020	\$9,366	\$4,039
					Total	\$11,426		\$5,614
Service Area / Fund	Previous	FY2023	FY2024	FY2025	FY2026	FY2027	FY2028	Total
District Grant Program								
Federal	\$9,491	\$0	\$0	\$0	\$0	\$0	\$0	\$9,491
State	\$9	\$0	\$0	\$0	\$0	\$0	\$0	\$9
Other Funds								
Other	\$1,926	\$0	\$0	\$0	\$0	\$0	\$0	\$1,926
TOTAL	\$11,426	\$0	\$0	\$0	\$0	\$0	\$0	\$11,426

ROUTE: 0095	PROJECT NAME				PROGRAM/SYSTEM			MPO Area
UPC: 111465	#SMART18 - I-95/I-64 Overlap: Emergency Pull-Offs				Interstate			Richmond
Street Name:	I-95				Start (CY)		Budget	Expenditure
Jurisdiction:	Richmond				PE	2017	\$517	\$517
Description:	FROM: MAURY STREET TO: I-64 W				RW	2019	\$1,048	\$524
Scope:	Safety				CN	2020	\$1,207	\$1,218
					Total	\$2,772		\$2,260
Service Area / Fund	Previous	FY2023	FY2024	FY2025	FY2026	FY2027	FY2028	Total
High Priority Projects								
Federal	\$2,780	\$0	\$0	\$0	\$0	\$0	\$0	\$2,780

ROUTE:	0095	PROJECT NAME	PROGRAM/SYSTEM					MPO Area	
UPC:	111466	#SMART18 - I-95 Aux Lanes (nb & sb) b/w Rte. 288 & Rte. 10	Interstate					Richmond	
Street Name:	I-95								
Jurisdiction:	Chesterfield County								
Description:	FROM: 0.170 Miles North of Route 10 TO: 1.550 Miles North of Route 10 (1.3800 MI)								
Scope:	Reconstruction w/ Added Capacity								
						Start (CY)	Budget	Expenditure	
						PE	2017	\$2,160	\$2,347
						RW	2019	\$1,270	\$909
						CN	2022	\$25,340	\$0
						Total		\$28,770	\$3,256
Service Area / Fund	Previous	FY2023	FY2024	FY2025	FY2026	FY2027	FY2028	Total	
High Priority Projects									
Federal	\$3,301	\$0	\$2,255	\$0	\$0	\$0	\$0	\$5,555	
State	\$0	\$3,659	\$5,036	\$0	\$0	\$0	\$0	\$8,695	
GARVEE	\$14,519	\$0	\$0	\$0	\$0	\$0	\$0	\$14,519	
TOTAL	\$17,820	\$3,659	\$7,291	\$0	\$0	\$0	\$0	\$28,770	

ROUTE:	0095	PROJECT NAME	PROGRAM/SYSTEM					MPO Area
UPC:	111984	#SMART18 - I-95 Aux Lanes b/w Rte.288/Rte.10-GARVEE Debt Serv	Interstate					Richmond
Jurisdiction:	Chesterfield County							
Description:								
Scope:								
Service Area / Fund	Previous	FY2023	FY2024	FY2025	FY2026	FY2027	FY2028	Total
Debt Service								
Federal	\$902	\$485	\$1,026	\$1,295	\$1,296	\$1,296	\$1,296	\$7,597

ROUTE:	0095	PROJECT NAME	PROGRAM/SYSTEM					MPO Area	
UPC:	113386	#SGR19VB - BR DECK REPLACEMENT SB I-95 OVER RT 301 & EB 460	Interstate					Tri-Cities	
Jurisdiction:	Petersburg								
Description:	FROM: MM 51.09 TO: MM 51.16								
Scope:	Bridge Rehab w/o Added Capacity								
						Start (CY)	Budget	Expenditure	
						PE	2018	\$500	\$533
						RW	2020	\$0	\$0
						CN	2021	\$4,577	\$1,540
						Total		\$5,077	\$2,073
Service Area / Fund	Previous	FY2023	FY2024	FY2025	FY2026	FY2027	FY2028	Total	
State of Good Repair									
Federal	\$5,245	\$1	\$0	\$0	\$0	\$0	\$0	\$5,246	

ROUTE:	0095	PROJECT NAME	PROGRAM/SYSTEM					MPO Area	
UPC:	116726	#I95CIP - INSTALL ITS DEVICES, NORTHERN REGION	Interstate					Richmond	
Street Name:	ROUTE 95								
Jurisdiction:	Richmond District-wide								
Description:	FROM: ROUTE 606 TO: JAMES RIVER								
Scope:	Safety								
						Start (CY)	Budget	Expenditure	
						PE	2020	\$35	\$62
						RW			
						CN	2022	\$5,743	\$0
						Total		\$5,778	\$62
Service Area / Fund	Previous	FY2023	FY2024	FY2025	FY2026	FY2027	FY2028	Total	
Interstate Corridor Funds									
Federal	\$2,605	\$1,401	\$0	\$0	\$0	\$0	\$0	\$4,006	
State	\$1,772	\$0	\$0	\$0	\$0	\$0	\$0	\$1,772	
TOTAL	\$4,377	\$1,401	\$0	\$0	\$0	\$0	\$0	\$5,778	

ROUTE: 0095		PROJECT NAME				PROGRAM/SYSTEM		MPO Area	
UPC:	120440	#I95CIP - I-95 SB - EXIT 53 - EXTEND ACCELERATION LANE				Interstate		Tri-Cities	
REPORT NOTE: Balance to be addressed at award									
Jurisdiction:	Colonial Heights					Start (CY)		Budget	Expenditure
Description:	FROM: MM 53 TO: MM 53					PE	2022	\$1,040	\$13
Scope:	Safety					RW			
						CN	2024	\$3,363	\$0
						Total		\$4,403	\$13
Service Area / Fund	Previous	FY2023	FY2024	FY2025	FY2026	FY2027	FY2028	Total	
Interstate Corridor Funds									
Federal	\$0	\$0	\$0	\$0	\$0	\$1,167	\$0	\$1,167	
State	\$500	\$500	\$400	\$1,167	\$767	\$0	\$0	\$3,333	
TOTAL	\$500	\$500	\$400	\$1,167	\$767	\$1,167	\$0	\$4,500	

ROUTE: 0095		PROJECT NAME				PROGRAM/SYSTEM		MPO Area	
UPC:	120442	#I95CIP - I-95 N/S EXIT 58 WOODS EDGE - NEW PARK & RIDE LOT				Interstate		Tri-Cities	
REPORT NOTE: Balance to be addressed at award									
Jurisdiction:	Chesterfield County					Start (CY)		Budget	Expenditure
Description:	FROM: MM 58 TO: MM 58					PE	2022	\$1,208	\$15
Scope:	New Construction Roadway					RW			
						CN	2024	\$6,438	\$0
						Total		\$7,646	\$15
Service Area / Fund	Previous	FY2023	FY2024	FY2025	FY2026	FY2027	FY2028	Total	
Interstate Corridor Funds									
Federal	\$0	\$0	\$0	\$0	\$0	\$2,000	\$0	\$2,000	
State	\$550	\$550	\$439	\$2,000	\$1,561	\$0	\$0	\$5,100	
TOTAL	\$550	\$550	\$439	\$2,000	\$1,561	\$2,000	\$0	\$7,100	

ROUTE: 0106		PROJECT NAME				PROGRAM/SYSTEM		MPO Area	
UPC:	111635	#SMART18 - RT 106 & RT 630 INTERSECTION SAFETY PROJECT				Primary		Tri-Cities	
Street Name:	Courthouse Road					Start (CY)		Budget	Expenditure
Jurisdiction:	Prince George County					PE	2018	\$730	\$764
Description:	FROM: 0.036 mile west of Rt 630 S TO: 0.042 mile east of Rt 630 N (0.1230 MI)					RW	2020	\$769	\$380
Scope:	Safety					CN	2022	\$4,256	\$0
						Total		\$5,756	\$1,144
Service Area / Fund	Previous	FY2023	FY2024	FY2025	FY2026	FY2027	FY2028	Total	
District Grant Program									
Federal	\$1,582	\$928	\$1,426	\$0	\$0	\$0	\$0	\$3,936	
State	\$1,261	\$558	\$0	\$0	\$0	\$0	\$0	\$1,820	
TOTAL	\$2,844	\$1,486	\$1,426	\$0	\$0	\$0	\$0	\$5,756	

ROUTE: 0106	PROJECT NAME (NEW)				PROGRAM/SYSTEM		MPO Area	
UPC: 121542	#SGR23VB - RTE 106 EMMAUS CH RD (FED ID 12704) SR				Primary		Richmond	
Street Name:	EMMAUS CHURCH ROAD				Start (CY)		Budget	Expenditure
Jurisdiction:	New Kent County				PE	2022	\$3,692	\$0
Description:					RW			
Scope:	Bridge Replacement w/o Added Capacity				CN	2027	\$27,555	\$0
					Total		\$31,247	\$0
Service Area / Fund	Previous	FY2023	FY2024	FY2025	FY2026	FY2027	FY2028	Total
State of Good Repair								
State	\$3,000	\$250	\$633	\$5,000	\$5,000	\$17,364	\$0	\$31,247

ROUTE: 0144	PROJECT NAME				PROGRAM/SYSTEM		MPO Area	
UPC: 108887	#SMART18 - HARROWGATE ROAD/COUGAR TRAIL - PEDESTRIAN IMPROVE				Other		Tri-Cities	
Street Name:	Harrogate Road				Start (CY)		Budget	Expenditure
Jurisdiction:	Chesterfield County				PE	2018	\$152	\$150
Description:	FROM: 0.116 MI South of Rte. 1177 (Cougar Trail) TO: 0.098 MI North of Rte. 1177 (Cougar Trail (0.2650 MI)				RW	2020	\$17	\$16
Scope:	Safety				CN	2021	\$2,357	\$1
					Total		\$2,526	\$168
Service Area / Fund	Previous	FY2023	FY2024	FY2025	FY2026	FY2027	FY2028	Total
District Grant Program								
State	\$269	\$0	\$0	\$0	\$0	\$0	\$0	\$269
VA Safety Funds								
Federal	\$622	\$0	\$0	\$0	\$0	\$0	\$0	\$622
Specialized State and Federal								
Federal	\$461	\$0	\$0	\$0	\$0	\$0	\$0	\$461
MPO RSTP	\$0	\$675	\$0	\$0	\$0	\$0	\$0	\$675
Other Funds								
Other	\$500	\$0	\$0	\$0	\$0	\$0	\$0	\$500
TOTAL	\$1,851	\$675	\$0	\$0	\$0	\$0	\$0	\$2,526

ROUTE: 0144	PROJECT NAME				PROGRAM/SYSTEM		MPO Area	
UPC: 115208	Harrowgate Road Sidewalk, Dogwood Ave to South St				Primary		Tri-Cities	
Street Name:	Harrowgate Road				Start (CY)		Budget	Expenditure
Jurisdiction:	Chesterfield County				PE	2019	\$116	\$103
Description:	FROM: Dogwood Ave TO: 0.055 MI N of South Street (0.1680 MI)				RW	2020	\$12	\$11
Scope:	Facilities for Pedestrians and Bicycles				CN	2021	\$941	\$3
					Total		\$1,069	\$117
Service Area / Fund	Previous	FY2023	FY2024	FY2025	FY2026	FY2027	FY2028	Total
Specialized State and Federal								
MPO RSTP	\$938	\$131	\$0	\$0	\$0	\$0	\$0	\$1,069

ROUTE: 0147		PROJECT NAME				PROGRAM/SYSTEM		MPO Area	
UPC:	107037	RTE 147 - INSTALL PEDESTRIAN LIGHTING - HUGUENOT BRIDGE				Primary		Richmond	
Street Name:	HUGUENOT ROAD					Start (CY)		Budget	Expenditure
Jurisdiction:	Henrico County					PE	2018	\$275	\$196
Description:	FROM: 0.10 W RIVERSIDE DR RAMPS TO: RIVER RD (1.2000 MI)					RW	2022	\$75	\$0
Scope:	Safety					CN	2024	\$927	\$0
						Total		\$1,277	\$196
Service Area / Fund	Previous	FY2023	FY2024	FY2025	FY2026	FY2027	FY2028	Total	
VA Safety Funds									
Federal	\$50	\$0	\$0	\$700	\$0	\$0	\$0	\$750	
Specialized State and Federal									
Federal	\$527	\$0	\$0	\$0	\$0	\$0	\$0	\$527	
TOTAL	\$577	\$0	\$0	\$700	\$0	\$0	\$0	\$1,277	

ROUTE: 0147		PROJECT NAME (NEW)				PROGRAM/SYSTEM		MPO Area	
UPC:	121412	SR 147 (MAIN ST) PED SAFETY (PH I)				Enhancement		Richmond	
Jurisdiction:	Richmond					Start (CY)		Budget	Expenditure
Description:	FROM: SR 147-MAIN STREET - US 1 BELVIDERE TO: SR 147-MAIN STREET- SR 161 ARTHUR ASHE					PE	2023	\$85	\$0
Scope:	Facilities for Pedestrians and Bicycles					CN	2025	\$399	\$0
						Total		\$484	\$0
Service Area / Fund	Previous	FY2023	FY2024	FY2025	FY2026	FY2027	FY2028	Total	
Specialized State and Federal									
MPO TAP	\$0	\$387	\$0	\$0	\$0	\$0	\$0	\$387	
Other Funds									
Other	\$0	\$97	\$0	\$0	\$0	\$0	\$0	\$97	
TOTAL	\$0	\$484	\$0	\$0	\$0	\$0	\$0	\$484	

ROUTE: 0155		PROJECT NAME				PROGRAM/SYSTEM		MPO Area	
UPC:	92652	#SMART18 - RTE 155 - WIDEN SHOULDERS				Primary		Richmond	
Street Name:	NORTH COURTHOUSE ROAD					Start (CY)		Budget	Expenditure
Jurisdiction:	New Kent County					PE	2011	\$1,285	\$1,284
Description:	FROM: 0.848 MILES SOUTH INT. KENTFIELD PARKWAY TO: RTE 249 (NEW KENT CO HWY) (4.4260 MI)					RW	2019	\$554	\$393
Scope:	Safety					CN	2021	\$2,627	\$803
						Total		\$4,466	\$2,480
Service Area / Fund	Previous	FY2023	FY2024	FY2025	FY2026	FY2027	FY2028	Total	
District Grant Program									
Federal	\$2,698	\$0	\$0	\$0	\$0	\$0	\$0	\$2,698	
State	\$1,172	\$0	\$0	\$0	\$0	\$0	\$0	\$1,172	
Specialized State and Federal									
Match	\$119	\$0	\$0	\$0	\$0	\$0	\$0	\$119	
MPO RSTP	\$997	\$0	\$0	\$0	\$0	\$0	\$0	\$997	
Legacy CN Formula									
State	\$4	\$0	\$0	\$0	\$0	\$0	\$0	\$4	
TOTAL	\$4,991	\$0	\$0	\$0	\$0	\$0	\$0	\$4,991	

ROUTE: 0156	PROJECT NAME		PROGRAM/SYSTEM				MPO Area	
UPC: T25405	#SS - BENJAMIN HARRISON BRIDGE		Primary				NonMPO	
Jurisdiction: Richmond District-wide								
Description:								
Scope:								
Service Area / Fund	Previous	FY2023	FY2024	FY2025	FY2026	FY2027	FY2028	Total
Special Structures								
State	\$0	\$0	\$0	\$1,390	\$0	\$1,250	\$1,250	\$3,890

ROUTE: 0156	PROJECT NAME		PROGRAM/SYSTEM				MPO Area	
UPC: 110840	RTE 156 - INTERSECTION IMPROVEMENTS AT BERRY ST		Urban				Tri-Cities	
Street Name: ARLINGTON RD								
Jurisdiction: Hopewell								
Description: FROM: HIGH AVE TO: BERRY ST								
Scope: Safety								
						Start (CY)	Budget	Expenditure
						PE 2021	\$85	\$22
						RW 2022	\$17	\$0
						CN 2024	\$274	\$0
						Total	\$377	\$22
Service Area / Fund	Previous	FY2023	FY2024	FY2025	FY2026	FY2027	FY2028	Total
VA Safety Funds								
Federal	\$24	\$26	\$100	\$141	\$0	\$0	\$0	\$291
Specialized State and Federal								
Federal	\$50	\$0	\$0	\$0	\$0	\$0	\$0	\$50
Other Funds								
Other	\$36	\$0	\$0	\$0	\$0	\$0	\$0	\$36
TOTAL	\$110	\$26	\$100	\$141	\$0	\$0	\$0	\$377

ROUTE: 0156	PROJECT NAME		PROGRAM/SYSTEM				MPO Area	
UPC: 110846	RTE 156 - INTERSECTION IMPROVEMENTS		Urban				Tri-Cities	
Street Name: ARLINGTON RD								
Jurisdiction: Hopewell								
Description: FROM: BERRY ST TO: FREEMAN ST								
Scope: Safety								
						Start (CY)	Budget	Expenditure
						PE 2021	\$80	\$31
						RW 2023	\$17	\$0
						CN 2026	\$443	\$0
						Total	\$540	\$31
Service Area / Fund	Previous	FY2023	FY2024	FY2025	FY2026	FY2027	FY2028	Total
VA Safety Funds								
Federal	\$15	\$200	\$140	\$75	\$0	\$0	\$0	\$430
Specialized State and Federal								
Federal	\$85	\$0	\$0	\$0	\$0	\$0	\$0	\$85
Other Funds								
Other	\$25	\$0	\$0	\$0	\$0	\$0	\$0	\$25
TOTAL	\$125	\$200	\$140	\$75	\$0	\$0	\$0	\$540

ROUTE: 0156	PROJECT NAME				PROGRAM/SYSTEM		MPO Area		
UPC: 111468	#SMART18 - Cold Harbor (Rt 156) & Catlin Rd (Rt 1440)LT Lane				Primary		Richmond		
REPORT NOTE: Funded to anticipated award estimate									
Street Name:	Cold Harbor						Start (CY)	Budget	Expenditure
Jurisdiction:	Hanover County				PE		2017	\$344	\$339
Description:	FROM: 0.087 MILES WEST CATLIN RD (RTE 1440) TO: 0.141 MILES EAST CATLIN RD (RTE 1440) (0.2270 MI)				RW		2019	\$0	\$0
Scope:	Safety				CN		2021	\$1,217	\$1,466
					Total			\$1,562	\$1,806
Service Area / Fund	Previous	FY2023	FY2024	FY2025	FY2026	FY2027	FY2028	Total	
District Grant Program									
Federal	\$587	\$0	\$0	\$0	\$0	\$0	\$0	\$587	
State	\$936	\$0	\$0	\$0	\$0	\$0	\$0	\$936	
TOTAL	\$1,523	\$0	\$0	\$0	\$0	\$0	\$0	\$1,523	

ROUTE: 0156	PROJECT NAME				PROGRAM/SYSTEM		MPO Area		
UPC: 116523	#SS - BENJAMIN HARRISON - Aerial Cable (Fed ID# 14069)				Primary		Tri-Cities		
Street Name:	Jordan Point Road						Start (CY)	Budget	Expenditure
Jurisdiction:	Prince George County				PE				
Description:	FROM: 0.33 M N Jordan Pkwy TO: 1.16 M N Jordan Pkwy (0.8330 MI)				RW				
Scope:	Other				CN		2022	\$2,272	\$0
					Total			\$2,272	\$0
Service Area / Fund	Previous	FY2023	FY2024	FY2025	FY2026	FY2027	FY2028	Total	
Special Structures									
State	\$772	\$1,500	\$0	\$0	\$0	\$0	\$0	\$2,272	

ROUTE: 0156	PROJECT NAME				PROGRAM/SYSTEM		MPO Area		
UPC: 120446	#SS – BENJAMIN HARRISON Generator Replacement (Fed ID#14069)				Primary		Tri-Cities		
Street Name:	Jordan Point Rd.						Start (CY)	Budget	Expenditure
Jurisdiction:	Prince George County				PE		2021	\$300	\$94
Description:	FROM: 0.3 MI N JORDAN PKWY TO: 0.05 MI S HARRISON POINT DR. (1.0600 MI)				RW				
Scope:	Bridge Rehab w/o Added Capacity				CN		2021	\$6,000	\$812
					Total			\$6,300	\$906
Service Area / Fund	Previous	FY2023	FY2024	FY2025	FY2026	FY2027	FY2028	Total	
Special Structures									
State	\$1,600	\$4,700	\$0	\$0	\$0	\$0	\$0	\$6,300	

ROUTE: 0156	PROJECT NAME				PROGRAM/SYSTEM		MPO Area		
UPC: 120447	#SS – BENJAMIN HARRISON Aerial Cable (Mat.) (Fed ID#14069)				Primary		Tri-Cities		
Street Name:	Jordan Point Rd.						Start (CY)	Budget	Expenditure
Jurisdiction:	Prince George County				PE				
Description:	FROM: 0.3 MI N JORDAN PKWY TO: 0.05 MI S HARRISON POINT DR. (1.0600 MI)				RW				
Scope:	Bridge Replacement w/o Added Capacity				CN		2022	\$1,829	\$1,649
					Total			\$1,829	\$1,649
Service Area / Fund	Previous	FY2023	FY2024	FY2025	FY2026	FY2027	FY2028	Total	
Special Structures									
State	\$1,829	\$0	\$0	\$0	\$0	\$0	\$0	\$1,829	

ROUTE: 0156		PROJECT NAME				PROGRAM/SYSTEM		MPO Area		
UPC:	120448	#SS – BENJAMIN HARRISON Span Lock Replacement (Fed ID#14069)				Primary		Tri-Cities		
Street Name:	Jordan Point Rd.					Start (CY)		Budget	Expenditure	
Jurisdiction:	Prince George County					PE		2021	\$250	\$135
Description:	FROM: 0.3 MI N JORDAN PKWY TO: 0.05 MI S HARRISON POINT DR. (1.0600 MI)					RW				
Scope:	Bridge Rehab w/o Added Capacity					CN		2023	\$2,750	\$0
						Total			\$3,000	\$135
Service Area / Fund	Previous	FY2023	FY2024	FY2025	FY2026	FY2027	FY2028	Total		
Special Structures										
State	\$250	\$250	\$1,250	\$1,250	\$0	\$0	\$0	\$3,000		

ROUTE: 0156		PROJECT NAME				PROGRAM/SYSTEM		MPO Area		
UPC:	120449	#SS – BENJAMIN HARRISON Deck Ovly and Jt. Rp. (Fed ID#14069)				Primary		Tri-Cities		
Street Name:	Jordan Point Rd.					Start (CY)		Budget	Expenditure	
Jurisdiction:	Prince George County					PE				
Description:	FROM: 0.3 MI N JORDAN PKWY TO: 0.05 MI S HARRISON POINT DR. (1.0600 MI)					RW				
Scope:	Bridge Rehab w/o Added Capacity					CN		2022	\$492	\$32
						Total			\$492	\$32
Service Area / Fund	Previous	FY2023	FY2024	FY2025	FY2026	FY2027	FY2028	Total		
Special Structures										
State	\$492	\$0	\$0	\$0	\$0	\$0	\$0	\$492		

ROUTE: 0156		PROJECT NAME				PROGRAM/SYSTEM		MPO Area		
UPC:	120450	#SS – BENJAMIN HARRISON Up. Ovrhgt. Det. Sys.(Fed ID 14069)				Primary		Tri-Cities		
Street Name:	Jordan Point Rd.					Start (CY)		Budget	Expenditure	
Jurisdiction:	Prince George County					PE				
Description:	FROM: 0.3 MI N JORDAN PKWY TO: 0.05 MI S HARRISON POINT DR. (1.0600 MI)					RW				
Scope:	Bridge Rehab w/o Added Capacity					CN		2022	\$600	\$39
						Total			\$600	\$39
Service Area / Fund	Previous	FY2023	FY2024	FY2025	FY2026	FY2027	FY2028	Total		
Special Structures										
State	\$300	\$300	\$0	\$0	\$0	\$0	\$0	\$600		

ROUTE: 0156		PROJECT NAME				PROGRAM/SYSTEM		MPO Area		
UPC:	120451	#SS – BENJAMIN HARRISON New Fender System (Fed ID#14069)				Primary		Tri-Cities		
Street Name:	Jordan Point Rd.					Start (CY)		Budget	Expenditure	
Jurisdiction:	Prince George County					PE		2021	\$700	\$227
Description:	FROM: 0.3 MI N JORDAN PKWY TO: 0.05 MI S HARRISON POINT DR. (1.0600 MI)					RW				
Scope:	Bridge Rehab w/o Added Capacity					CN		2026	\$12,300	\$0
						Total			\$13,000	\$227
Service Area / Fund	Previous	FY2023	FY2024	FY2025	FY2026	FY2027	FY2028	Total		
Special Structures										
State	\$400	\$600	\$4,544	\$5,795	\$1,661	\$0	\$0	\$13,000		

ROUTE: 0156	PROJECT NAME		PROGRAM/SYSTEM				MPO Area	
UPC: 120452	#SS – Air Buffer Replacement (Fed ID#14069)		Primary				Tri-Cities	
Jurisdiction:	Prince George County				Start (CY)	Budget	Expenditure	
Description:	FROM: 0.3 MI N JORDAN PKWY TO: 0.05 MI S HARRISON POINT DR.		PE			\$0	\$0	
Scope:	Bridge Rehab w/o Added Capacity		RW			\$0	\$0	
			CN		2023	\$450	\$0	
			Total			\$450	\$0	
Service Area / Fund	Previous	FY2023	FY2024	FY2025	FY2026	FY2027	FY2028	Total
Special Structures								
State	\$0	\$0	\$0	\$0	\$450	\$0	\$0	\$450

ROUTE: 0156	PROJECT NAME		PROGRAM/SYSTEM				MPO Area	
UPC: 120469	#SS - BENJAMIN HARRISON Grnd System (CN) (Fed ID#14069)		Primary				Tri-Cities	
Street Name:	Jordan Point Rd.				Start (CY)	Budget	Expenditure	
Jurisdiction:	Prince George County		PE					
Description:	FROM: 0.3 MI N JORDAN PKWY TO: 0.05 MI S HARRISON POINT DR. (1.0600 MI)		RW					
Scope:	Bridge Rehab w/o Added Capacity		CN		2022	\$190	\$0	
			Total			\$190	\$0	
Service Area / Fund	Previous	FY2023	FY2024	FY2025	FY2026	FY2027	FY2028	Total
Special Structures								
State	\$190	\$0	\$0	\$0	\$0	\$0	\$0	\$190

ROUTE: 0156	PROJECT NAME		PROGRAM/SYSTEM				MPO Area	
UPC: 120473	#SS - BENJAMIN HARRISON Grnd System (Mat'l) (Fed ID#14069)		Primary				Tri-Cities	
Street Name:	Jordan Point Rd.				Start (CY)	Budget	Expenditure	
Jurisdiction:	Prince George County		PE					
Description:	FROM: 0.3 MI N JORDAN PKWY TO: 0.05 MI S HARRISON POINT DR. (1.0600 MI)		RW					
Scope:	Bridge Rehab w/o Added Capacity		CN		2022	\$60	\$11	
			Total			\$60	\$11	
Service Area / Fund	Previous	FY2023	FY2024	FY2025	FY2026	FY2027	FY2028	Total
Special Structures								
State	\$60	\$0	\$0	\$0	\$0	\$0	\$0	\$60

ROUTE: 0157	PROJECT NAME		PROGRAM/SYSTEM				MPO Area	
UPC: 118150	Nuckols Road Pedestrian Improvements		Secondary				Richmond	
Street Name:	Nuckols Rd				Start (CY)	Budget	Expenditure	
Jurisdiction:	Henrico County		PE		2024	\$332	\$0	
Description:	FROM: Springfield Road TO: Capital One way		RW		2026	\$824	\$0	
Scope:	Facilities for Pedestrians and Bicycles		CN		2027	\$1,004	\$0	
			Total			\$2,160	\$0	
Service Area / Fund	Previous	FY2023	FY2024	FY2025	FY2026	FY2027	FY2028	Total
Specialized State and Federal								
MPO CMAQ	\$0	\$332	\$0	\$824	\$394	\$610	\$0	\$2,160

ROUTE: 0161	PROJECT NAME				PROGRAM/SYSTEM		MPO Area	
UPC: 113479	#SGR19LB - Lakeside Ave over N. Run - Rep Br (Fed ID 9657)				Urban		Richmond	
Street Name:	Lakeside Avenue				Start (CY)		Budget	Expenditure
Jurisdiction:	Henrico County				PE	2022	\$1,700	\$0
Description:	FROM: Lakeside Avenue @ North Run TO: Lakeside Avenue @ North Run (0.0200 MI)				RW			
Scope:	Bridge Replacement w/o Added Capacity				CN	2024	\$5,627	\$0
					Total		\$7,327	\$0
Service Area / Fund	Previous	FY2023	FY2024	FY2025	FY2026	FY2027	FY2028	Total
State of Good Repair								
State	\$2,940	\$810	\$0	\$0	\$0	\$0	\$0	\$3,750
Other Funds								
Other	\$3,577	\$0	\$0	\$0	\$0	\$0	\$0	\$3,577
TOTAL	\$6,518	\$810	\$0	\$0	\$0	\$0	\$0	\$7,327

ROUTE: 0161	PROJECT NAME				PROGRAM/SYSTEM		MPO Area	
UPC: 117047	Pedestrian Accommodations at Spring Park #FLT				Secondary		Richmond	
REPORT NOTE: Project identified for accelerated completion; Balance to be provided by locality								
Street Name:	Lakeside Avenue				Start (CY)		Budget	Expenditure
Jurisdiction:	Henrico County				PE	2022	\$8	\$1
Description:	FROM: Spring Park TO: Bryan Park Ave (0.1100 MI)				RW	2024	\$3	\$0
Scope:	Facilities for Pedestrians and Bicycles				CN	2025	\$523	\$0
					Total		\$534	\$1
Service Area / Fund	Previous	FY2023	FY2024	FY2025	FY2026	FY2027	FY2028	Total
Revenue Sharing								
State	\$4	\$206	\$0	\$0	\$0	\$0	\$0	\$210
Local	\$4	\$206	\$0	\$0	\$0	\$0	\$0	\$210
Other Funds								
Other	\$113	\$0	\$0	\$0	\$0	\$0	\$0	\$113
TOTAL	\$121	\$413	\$0	\$0	\$0	\$0	\$0	\$534

ROUTE: 0161	PROJECT NAME				PROGRAM/SYSTEM		MPO Area	
UPC: 118153	Brook Road & Hilliard Road Trail #FLT				Secondary		Richmond	
Street Name:	Brook Road and Hilliard Road				Start (CY)		Budget	Expenditure
Jurisdiction:	Henrico County				PE	2022	\$597	\$2
Description:	FROM: Belmont Recreation Center TO: Lakeside Avenue and Brook Road Intersection (0.6000 MI)				RW	2024	\$887	\$0
Scope:	Facilities for Pedestrians and Bicycles				CN	2025	\$3,273	\$0
					Total		\$4,757	\$2
Service Area / Fund	Previous	FY2023	FY2024	FY2025	FY2026	FY2027	FY2028	Total
Specialized State and Federal								
Federal	\$2,712	\$0	\$0	\$0	\$0	\$0	\$0	\$2,712
MPO CMAQ	\$482	\$73	\$1,411	\$0	\$0	\$0	\$0	\$1,966
Other Funds								
Other	\$79	\$0	\$0	\$0	\$0	\$0	\$0	\$79
TOTAL	\$3,273	\$73	\$1,411	\$0	\$0	\$0	\$0	\$4,757

ROUTE: 0161	PROJECT NAME (NEW)				PROGRAM/SYSTEM		MPO Area		
UPC: 121676	#SGR23LP - Belt Blvd N				Urban		Richmond		
Street Name:	Belt Blvd N						Start (CY)	Budget	Expenditure
Jurisdiction:	Richmond				PE	2023	\$15	\$0	
Description:	FROM: 4.589 TO: 5.068 (0.4790 MI)				RW				
Scope:	Resurfacing				CN	2025	\$341	\$0	
							Total	\$356	\$0
Service Area / Fund	Previous	FY2023	FY2024	FY2025	FY2026	FY2027	FY2028	Total	
State of Good Repair									
State	\$0	\$356	\$0	\$0	\$0	\$0	\$0	\$356	

ROUTE: 0195	PROJECT NAME				PROGRAM/SYSTEM		MPO Area		
UPC: 113374	#SGR19VB - I195 over Acca Yard - Major Rehab - Fed Id 9880				Interstate		Richmond		
REPORT NOTE: Revised estimate/schedule required									
Jurisdiction:	Henrico County						Start (CY)	Budget	Expenditure
Description:	FROM: MM 2.16 TO: MM 2.76 (0.6000 MI)				PE	2020	\$1,599	\$240	
Scope:	Bridge Rehab w/o Added Capacity				RW	2023	\$525	\$0	
							CN	2024	\$20,467
							Total	\$22,591	\$240
Service Area / Fund	Previous	FY2023	FY2024	FY2025	FY2026	FY2027	FY2028	Total	
State of Good Repair									
Federal	\$300	\$2,587	\$2,913	\$0	\$0	\$0	\$0	\$5,800	
Legacy CN Formula									
State	\$200	\$0	\$0	\$0	\$0	\$0	\$0	\$200	
TOTAL	\$500	\$2,587	\$2,913	\$0	\$0	\$0	\$0	\$6,000	

ROUTE: 0250	PROJECT NAME				PROGRAM/SYSTEM		MPO Area		
UPC: 109306	#HB2.FY17 WEST BROAD - STREETSCAPE				Urban		Richmond		
REPORT NOTE: Locally Administered									
Street Name:	WEST BROAD STREET						Start (CY)	Budget	Expenditure
Jurisdiction:	Richmond				PE	2017	\$700	\$699	
Description:	FROM: HAMILTON ST TO: LAUREL ST (2.2100 MI)				RW				
Scope:	Landscaping/Beautification				CN	2021	\$5,486	\$3	
							Total	\$6,186	\$701
Service Area / Fund	Previous	FY2023	FY2024	FY2025	FY2026	FY2027	FY2028	Total	
District Grant Program									
Federal	\$4,939	\$1,000	\$0	\$0	\$0	\$0	\$0	\$5,939	
State	\$81	\$0	\$0	\$0	\$0	\$0	\$0	\$81	
Other Funds									
Other	\$166	\$0	\$0	\$0	\$0	\$0	\$0	\$166	
TOTAL	\$5,186	\$1,000	\$0	\$0	\$0	\$0	\$0	\$6,186	

ROUTE: 0250	PROJECT NAME				PROGRAM/SYSTEM		MPO Area		
UPC: 111637	#SMART18 - BROAD ST PEDESTRIAN & TRANSIT STOP IMPROVEMENTS				Primary		Richmond		
REPORT NOTE: Balance to be addressed at RW authorization									
Street Name:	WEST BROAD STREET						Start (CY)	Budget	Expenditure
Jurisdiction:	Henrico County				PE		2019	\$1,250	\$207
Description:	FROM: FOREST AVENUE TO: WILLOW LAWN AVENUE (1.6000 MI)				RW		2023	\$3,670	\$0
Scope:	Safety				CN		2025	\$3,640	\$0
							Total	\$8,560	\$207
Service Area / Fund	Previous	FY2023	FY2024	FY2025	FY2026	FY2027	FY2028	Total	
District Grant Program									
Federal	\$536	\$831	\$0	\$0	\$0	\$0	\$0	\$1,367	

ROUTE: 0250	PROJECT NAME				PROGRAM/SYSTEM		MPO Area		
UPC: 113375	#SGR19VB - REPLACE SUPERSTRUCTURE BROAD STREET OVER I-95				Primary		Richmond		
Street Name:	Broad Street						Start (CY)	Budget	Expenditure
Jurisdiction:	Richmond				PE		2018	\$400	\$320
Description:	FROM: 0.035 MILE WEST OF I-95 TO: 0.026 MILE EAST OF I-95 (0.0270 MI)				RW		2021	\$54	\$0
Scope:	Bridge Rehab w/o Added Capacity				CN		2021	\$9,103	\$13
							Total	\$9,556	\$334
Service Area / Fund	Previous	FY2023	FY2024	FY2025	FY2026	FY2027	FY2028	Total	
State of Good Repair									
Federal	\$1,099	\$6,541	\$1,461	\$0	\$0	\$0	\$0	\$9,101	
State	\$360	\$0	\$95	\$0	\$0	\$0	\$0	\$455	
TOTAL	\$1,459	\$6,541	\$1,556	\$0	\$0	\$0	\$0	\$9,556	

ROUTE: 0250	PROJECT NAME				PROGRAM/SYSTEM		MPO Area		
UPC: 115417	#SMART20 - W Broad St Pedestrian and Transit Improvements				Primary		Richmond		
Street Name:	W Broad Street						Start (CY)	Budget	Expenditure
Jurisdiction:	Henrico County				PE		2019	\$1,350	\$467
Description:	FROM: Pemberton Road TO: Parham Road				RW		2024	\$2,945	\$0
Scope:	Facilities for Pedestrians and Bicycles				CN		2025	\$6,562	\$0
							Total	\$10,857	\$467
Service Area / Fund	Previous	FY2023	FY2024	FY2025	FY2026	FY2027	FY2028	Total	
High Priority Projects									
Federal	\$0	\$661	\$1,685	\$250	\$4,758	\$0	\$0	\$7,354	
State	\$1,153	\$339	\$0	\$0	\$991	\$0	\$0	\$2,483	
District Grant Program									
Federal	\$0	\$0	\$0	\$1,020	\$0	\$0	\$0	\$1,020	
TOTAL	\$1,153	\$1,000	\$1,685	\$1,270	\$5,749	\$0	\$0	\$10,857	

ROUTE:	0250	PROJECT NAME	PROGRAM/SYSTEM					MPO Area
UPC:	117057	Dominion Blvd Intersection Improvements Phase 2	Secondary					Richmond
REPORT NOTE: Balance to be provided by locality								
Street Name:	West Broad Street		Start (CY)		Budget	Expenditure		
Jurisdiction:	Henrico County		PE	2025	\$12	\$0		
Description:	FROM: 200' east of the I-64 WB off ramp to EB US250 TO: 500' west of Dominion blvd @ Broad St Intersection (0.1400 MI)		RW	2027	\$3	\$0		
Scope:	Reconstruction w/o Added Capacity		CN	2028	\$448	\$0		
			Total		\$463	\$0		
Service Area / Fund	Previous	FY2023	FY2024	FY2025	FY2026	FY2027	FY2028	Total
Revenue Sharing								
State	\$6	\$176	\$0	\$0	\$0	\$0	\$0	\$182
Local	\$6	\$176	\$0	\$0	\$0	\$0	\$0	\$182
TOTAL	\$12	\$353	\$0	\$0	\$0	\$0	\$0	\$365

ROUTE:	0250	PROJECT NAME	PROGRAM/SYSTEM					MPO Area
UPC:	118470	W Broad St Pedestrian and Transit Improvements - Glenside Dr	Primary					Richmond
Street Name:	West Broad Street		Start (CY)		Budget	Expenditure		
Jurisdiction:	Henrico County		PE	2023	\$1,578	\$0		
Description:	FROM: Glenside Drive TO: Parham Road (1.7900 MI)		RW	2025	\$2,472	\$0		
Scope:	Safety and Education of Pedestrians /Bicyclists		CN	2026	\$7,902	\$0		
			Total		\$11,951	\$0		
Service Area / Fund	Previous	FY2023	FY2024	FY2025	FY2026	FY2027	FY2028	Total
Specialized State and Federal								
MPO RSTP	\$0	\$0	\$1,578	\$0	\$3,373	\$3,414	\$3,586	\$11,951

ROUTE:	0250	PROJECT NAME	PROGRAM/SYSTEM					MPO Area
UPC:	118541	#SGR21LB - Broad St over CSX Abandoned spur line Bridge Rep.	Urban					Richmond
Street Name:	Broad Street		Start (CY)		Budget	Expenditure		
Jurisdiction:	Richmond		PE	2021	\$534	\$22		
Description:	FROM: I-95 TO: N. 16th Street.		RW					
Scope:	Bridge Replacement w/o Added Capacity		CN	2024	\$3,431	\$0		
			Total		\$3,965	\$22		
Service Area / Fund	Previous	FY2023	FY2024	FY2025	FY2026	FY2027	FY2028	Total
State of Good Repair								
Federal	\$250	\$250	\$1,392	\$0	\$0	\$0	\$0	\$1,892
State	\$590	\$488	\$995	\$0	\$0	\$0	\$0	\$2,073
TOTAL	\$840	\$738	\$2,387	\$0	\$0	\$0	\$0	\$3,965

ROUTE:	0250	PROJECT NAME	PROGRAM/SYSTEM					MPO Area
UPC:	118597	W Broad St Intersection Improvements at Dominion and Cox	Primary					Richmond
Street Name:	West Broad Street		Start (CY)		Budget	Expenditure		
Jurisdiction:	Henrico County		PE	2022	\$1,866	\$0		
Description:	FROM: Old Sadler Road TO: Lexington Farm Road (0.3000 MI)		RW	2025	\$3,689	\$0		
Scope:	Safety		CN	2025	\$11,541	\$0		
			Total		\$17,096	\$0		
Service Area / Fund	Previous	FY2023	FY2024	FY2025	FY2026	FY2027	FY2028	Total
Specialized State and Federal								
MPO RSTP	\$0	\$933	\$933	\$6,000	\$5,230	\$4,000	\$0	\$17,096

ROUTE: 0250		PROJECT NAME				PROGRAM/SYSTEM		MPO Area	
UPC:	118942	#SMART22 - Articulated Vehicles for Bus Rapid Transit Expans				Primary		Richmond	
Jurisdiction:	Richmond					Start (CY)		Budget	Expenditure
Description:	FROM: NA TO: NA					PE			
Scope:	Other					RW			
						CN	2024	\$3,356	\$0
						Total		\$3,356	\$0
Service Area / Fund	Previous	FY2023	FY2024	FY2025	FY2026	FY2027	FY2028	Total	
High Priority Projects									
Federal	\$0	\$0	\$1,044	\$0	\$0	\$0	\$0	\$1,044	
State	\$0	\$0	\$2,312	\$0	\$0	\$0	\$0	\$2,312	
TOTAL	\$0	\$0	\$3,356	\$0	\$0	\$0	\$0	\$3,356	

ROUTE: 0288		PROJECT NAME				PROGRAM/SYSTEM		MPO Area		
UPC:	109315	#HB2.FY17 RTE 288 - IMPROVE INTERCHANGE AT RTE 250				Primary		Richmond		
Jurisdiction:	Goochland County					Start (CY)		Budget	Expenditure	
Description:	FROM: RTE 288 SB RAMPS TO: 0.127 MI EAST OF RTE 288 NB RAMPS (0.5150 MI)					PE		2016	\$556	\$546
Scope:	Safety					RW		2019	\$0	\$0
						CN	2019	\$2,679	\$2,565	
						Total		\$3,235	\$3,111	
Service Area / Fund	Previous	FY2023	FY2024	FY2025	FY2026	FY2027	FY2028	Total		
District Grant Program										
Federal	\$3,224	\$0	\$0	\$0	\$0	\$0	\$0	\$3,224		
State	\$12	\$0	\$0	\$0	\$0	\$0	\$0	\$12		
TOTAL	\$3,236	\$0	\$0	\$0	\$0	\$0	\$0	\$3,236		

ROUTE: 0288		PROJECT NAME				PROGRAM/SYSTEM		MPO Area		
UPC:	111467	#SMART18 - SB Rt 288 to WB US 360 WB Off-Ramp, US360 PNRLot				Primary		Richmond		
Street Name:	ROUTE 288					Start (CY)		Budget	Expenditure	
Jurisdiction:	Chesterfield County					PE		2017	\$1,585	\$1,595
Description:	FROM: 0.10 MI. N of Route 360 (Hull Street Rd.) TO: 0.97 MI. N. of Route 360 (Hull Street Rd.) (0.9090 MI)					RW		2020	\$1,530	\$334
Scope:	Reconstruction w/ Added Capacity					CN		2022	\$11,447	\$0
						Total		\$14,562	\$1,929	
Service Area / Fund	Previous	FY2023	FY2024	FY2025	FY2026	FY2027	FY2028	Total		
District Grant Program										
Federal	\$5,037	\$1,307	\$0	\$0	\$0	\$0	\$0	\$6,343		
State	\$6,899	\$0	\$0	\$0	\$0	\$0	\$0	\$6,899		
Specialized State and Federal										
Federal	\$319	\$0	\$0	\$0	\$0	\$0	\$0	\$319		
Bond	\$1,000	\$0	\$0	\$0	\$0	\$0	\$0	\$1,000		
TOTAL	\$13,255	\$1,307	\$0	\$0	\$0	\$0	\$0	\$14,562		

ROUTE: 0288	PROJECT NAME (NEW)				PROGRAM/SYSTEM	MPO Area		
UPC: 121819	#ITTF23 DYNAMIC LANE USE/HARD SHOULDER RUNNING DESIGN STUDY				Interstate	Richmond		
Jurisdiction:	Richmond District-wide					Start (CY)	Budget	Expenditure
Description:	FROM: Various locations on I-95 TO: Various locations on I-95				PE	2023	\$1,500	\$0
Scope:	Safety				RW			
					CN	2027	\$10,500	\$0
					Total		\$12,000	\$0
Service Area / Fund	Previous	FY2023	FY2024	FY2025	FY2026	FY2027	FY2028	Total
High Priority Projects								
ITTF	\$0	\$3,225	\$8,575	\$200	\$0	\$0	\$0	\$12,000

ROUTE: 0295	PROJECT NAME				PROGRAM/SYSTEM	MPO Area		
UPC: 120174	#SS - VARINA-ENON Crack Sealing and Epoxy Grit Median				Interstate	Richmond		
Street Name:	I-295					Start (CY)	Budget	Expenditure
Jurisdiction:	Henrico County				PE			
Description:	FROM: 1.29 MI. N RTE 618 TO: 1.08 MI. N RTE 618 (0.8900 MI)				RW			
Scope:	Bridge Rehab w/o Added Capacity				CN	2021	\$475	\$395
					Total		\$475	\$395
Service Area / Fund	Previous	FY2023	FY2024	FY2025	FY2026	FY2027	FY2028	Total
Special Structures								
State	\$475	\$0	\$0	\$0	\$0	\$0	\$0	\$475

ROUTE: 0295	PROJECT NAME				PROGRAM/SYSTEM	MPO Area		
UPC: 120175	#SS - VARINA-ENON Substructure Sealing				Interstate	Richmond		
Street Name:	I-295					Start (CY)	Budget	Expenditure
Jurisdiction:	Henrico County				PE	2021	\$150	\$84
Description:	FROM: 1.29 MI. N RTE 618 TO: 1.08 MI. N RTE 618 (0.8900 MI)				RW	2022	\$222	\$15
Scope:	Bridge Rehab w/o Added Capacity				CN	2022	\$720	\$0
					Total		\$1,092	\$99
Service Area / Fund	Previous	FY2023	FY2024	FY2025	FY2026	FY2027	FY2028	Total
Special Structures								
State	\$150	\$664	\$279	\$0	\$0	\$0	\$0	\$1,092

ROUTE: 0295	PROJECT NAME				PROGRAM/SYSTEM	MPO Area		
UPC: 120176	#SS - VARINA-ENON Deck Overhang Repairs and Waterproofing				Interstate	Richmond		
Street Name:	I-295					Start (CY)	Budget	Expenditure
Jurisdiction:	Henrico County				PE	2021	\$181	\$94
Description:	FROM: 1.29 MI. N RTE 618 TO: 1.08 MI. N RTE 618 (0.8900 MI)				RW			
Scope:	Bridge Rehab w/o Added Capacity				CN	2022	\$5,892	\$0
					Total		\$6,072	\$94
Service Area / Fund	Previous	FY2023	FY2024	FY2025	FY2026	FY2027	FY2028	Total
Special Structures								
State	\$200	\$500	\$3,708	\$800	\$800	\$0	\$0	\$6,008

ROUTE: 0295	PROJECT NAME					PROGRAM/SYSTEM		MPO Area	
UPC: 120177	#SS - VARINA-ENON Trough Replacement					Interstate		Richmond	
Street Name: I-295						Start (CY)		Budget	Expenditure
Jurisdiction: Henrico County						PE			
Description: FROM: 1.29 MI. N RTE 618 TO: 1.08 MI. N RTE 618 (0.8900 MI)						RW			
Scope: Bridge Rehab w/o Added Capacity						CN	2022	\$750	\$415
						Total		\$750	\$415
Service Area / Fund	Previous	FY2023	FY2024	FY2025	FY2026	FY2027	FY2028	Total	
Special Structures									
State	\$750	\$0	\$0	\$0	\$0	\$0	\$0	\$750	

ROUTE: 0295	PROJECT NAME					PROGRAM/SYSTEM		MPO Area		
UPC: 120178	#SS - VARINA-ENON Post-Tensioned Girder Concrete Non-Dest					Interstate		Richmond		
Street Name: I-295						Start (CY)		Budget	Expenditure	
Jurisdiction: Henrico County						PE		2021	\$100	\$279
Description: FROM: 1.29 MI. N RTE 618 TO: 1.08 MI. N RTE 618 (0.8900 MI)						RW				
Scope: Bridge Rehab w/o Added Capacity						CN	2022	\$1,500	\$0	
						Total		\$1,600	\$279	
Service Area / Fund	Previous	FY2023	FY2024	FY2025	FY2026	FY2027	FY2028	Total		
Special Structures										
State	\$1,600	\$0	\$0	\$0	\$0	\$0	\$0	\$1,600		

ROUTE: 0295	PROJECT NAME					PROGRAM/SYSTEM		MPO Area		
UPC: 120179	#SS - VARINA-ENON Repair/Supplemental Foundation					Interstate		Richmond		
Street Name: I-295						Start (CY)		Budget	Expenditure	
Jurisdiction: Henrico County						PE		2021	\$1,500	\$249
Description: FROM: 1.29 MI. N RTE 618 TO: 1.08 MI. N RTE 618 (0.8900 MI)						RW				
Scope: Bridge Rehab w/o Added Capacity						CN	2023	\$9,350	\$0	
						Total		\$10,850	\$249	
Service Area / Fund	Previous	FY2023	FY2024	FY2025	FY2026	FY2027	FY2028	Total		
Special Structures										
State	\$200	\$3,168	\$2,374	\$3,012	\$6,254	\$6,697	\$0	\$21,704		

ROUTE: 0295	PROJECT NAME					PROGRAM/SYSTEM		MPO Area	
UPC: 120383	#OTHERINT - I-295 - SSP ROUTE - EXIT 43 TO 535					Interstate		Richmond	
Street Name: I-295									
Jurisdiction: Richmond District-wide									
Description:									
Scope: Safety									
Service Area / Fund	Previous	FY2023	FY2024	FY2025	FY2026	FY2027	FY2028	Total	
Interstate Corridor Funds									
State	\$60	\$60	\$60	\$60	\$60	\$60	\$0	\$360	

ROUTE: 0295	PROJECT NAME		PROGRAM/SYSTEM				MPO Area	
UPC: 120467	#OTHERINT - I-295 - CCTV CAMERAS		Interstate				Richmond	
Street Name: I-295			Start (CY)		Budget	Expenditure		
Jurisdiction: Richmond District-wide			PE	2022	\$222	\$2		
Description: FROM: VARIOUS TO: VARIOUS			RW					
Scope: Safety			CN	2024	\$1,258	\$0		
			Total		\$1,480	\$2		
Service Area / Fund	Previous	FY2023	FY2024	FY2025	FY2026	FY2027	FY2028	Total
Interstate Corridor Funds								
State	\$247	\$210	\$210	\$312	\$251	\$251	\$0	\$1,480

ROUTE: 0295	PROJECT NAME		PROGRAM/SYSTEM				MPO Area	
UPC: 120484	#OTHERINT - I-295 Changeable Message Signs (CMS)		Interstate				Richmond	
Street Name: I-295			Start (CY)		Budget	Expenditure		
Jurisdiction: Richmond District-wide			PE	2021	\$263	\$0		
Description: FROM: VARIOUS TO: VARIOUS			RW					
Scope: Safety			CN	2024	\$1,488	\$0		
			Total		\$1,750	\$0		
Service Area / Fund	Previous	FY2023	FY2024	FY2025	FY2026	FY2027	FY2028	Total
Interstate Corridor Funds								
Federal	\$0	\$0	\$292	\$292	\$0	\$0	\$0	\$583
State	\$292	\$292	\$292	\$292	\$0	\$0	\$0	\$1,167
TOTAL	\$292	\$292	\$583	\$583	\$0	\$0	\$0	\$1,750

ROUTE: 0295	PROJECT NAME		PROGRAM/SYSTEM				MPO Area	
UPC: 120502	#OTHERINT - I-295 - HIGH WIND WARNING		Interstate				Richmond	
Jurisdiction: Richmond District-wide			Start (CY)		Budget	Expenditure		
Description: FROM: Districtwide TO: Districtwide			PE	2023	\$200	\$0		
Scope: Safety			RW					
			CN	2023	\$0	\$0		
			Total		\$200	\$0		
Service Area / Fund	Previous	FY2023	FY2024	FY2025	FY2026	FY2027	FY2028	Total
Interstate Corridor Funds								
State	\$33	\$33	\$33	\$33	\$33	\$33	\$0	\$200

ROUTE: 0295	PROJECT NAME		PROGRAM/SYSTEM				MPO Area	
UPC: 120618	#SS - VARINA-ENON Vertical PT column repairs and Pier Seats		Interstate				Richmond	
Street Name: I-295			Start (CY)		Budget	Expenditure		
Jurisdiction: Henrico County			PE	2022	\$1,200	\$224		
Description: FROM: 1.29 MI. N RTE 618 TO: 1.08 MI. N RTE 618			RW					
Scope: Bridge Rehab w/o Added Capacity			CN	2023	\$2,364	\$0		
			Total		\$3,564	\$224		
Service Area / Fund	Previous	FY2023	FY2024	FY2025	FY2026	FY2027	FY2028	Total
Special Structures								
State	\$120	\$101	\$1,671	\$1,671	\$0	\$0	\$0	\$3,564

ROUTE: 0295	PROJECT NAME		PROGRAM/SYSTEM				MPO Area	
UPC: 120619	#SS - VARINA-ENON Access Platform for Main Span		Interstate				Richmond	
Street Name:	I-295		Start (CY)		Budget	Expenditure		
Jurisdiction:	Henrico County		PE	2022	\$75	\$3		
Description:	FROM: 1.29 MI. N RTE 618 TO: 1.08 MI. N RTE 618		RW					
Scope:	Bridge Rehab w/o Added Capacity		CN	2023	\$760	\$0		
			Total		\$835	\$3		
Service Area / Fund	Previous	FY2023	FY2024	FY2025	FY2026	FY2027	FY2028	Total
Special Structures								
State	\$75	\$760	\$0	\$0	\$0	\$0	\$0	\$835

ROUTE: 0295	PROJECT NAME		PROGRAM/SYSTEM				MPO Area	
UPC: 120620	#SS - VARINA-ENON CONDUIT AND WIRING IN PYLONS AND NAV LGHTS		Interstate				Richmond	
Street Name:	I-295		Start (CY)		Budget	Expenditure		
Jurisdiction:	Henrico County		PE	2022	\$200	\$56		
Description:	FROM: 1.29 MI. N RTE 618 TO: 1.08 MI. N RTE 618 (0.8900 MI)		RW					
Scope:	Bridge Rehab w/o Added Capacity		CN	2022	\$500	\$0		
			Total		\$700	\$56		
Service Area / Fund	Previous	FY2023	FY2024	FY2025	FY2026	FY2027	FY2028	Total
Special Structures								
State	\$125	\$575	\$0	\$0	\$0	\$0	\$0	\$700

ROUTE: 0295	PROJECT NAME		PROGRAM/SYSTEM				MPO Area	
UPC: 120622	#SS - VARINA-ENON Replace elastomeric bearings 320 elastomer		Interstate				Richmond	
Street Name:	I-295		Start (CY)		Budget	Expenditure		
Jurisdiction:	Henrico County		PE	2022	\$189	\$57		
Description:	FROM: 1.29 MI. N RTE 618 TO: 1.08 MI. N RTE 618		RW					
Scope:	Bridge Rehab w/o Added Capacity		CN	2022	\$7,311	\$0		
			Total		\$7,500	\$57		
Service Area / Fund	Previous	FY2023	FY2024	FY2025	FY2026	FY2027	FY2028	Total
Special Structures								
State	\$75	\$925	\$500	\$888	\$3,451	\$1,661	\$0	\$7,500

ROUTE: 0301	PROJECT NAME		PROGRAM/SYSTEM				MPO Area	
UPC: 101039	SOUTH CRATER ROAD AREA - SIGNAL COORDINATION		Urban				Tri-Cities	
Street Name:	South Crater Road		Start (CY)		Budget	Expenditure		
Jurisdiction:	Petersburg		PE	2013	\$351	\$316		
Description:	FROM: FLANK RD TO: RIVES RD (1.4000 MI)		RW		\$104	\$92		
Scope:	Safety		CN	2022	\$1,575	\$0		
			Total		\$2,029	\$407		
Service Area / Fund	Previous	FY2023	FY2024	FY2025	FY2026	FY2027	FY2028	Total
Specialized State and Federal								
MPO CMAQ	\$1,654	\$375	\$0	\$0	\$0	\$0	\$0	\$2,029

ROUTE: 0360	PROJECT NAME				PROGRAM/SYSTEM			MPO Area
UPC: 13551	#SMART18 - RTE 360 WIDENING				Primary			Richmond
REPORT NOTE: Balance provided by MPO								
Street Name:	Mechanicsville Turnpike				Start (CY)		Budget	Expenditure
Jurisdiction:	Hanover County				PE	1994	\$2,326	\$1,818
Description:	FROM: 0.61 MI W RTE 643 (LEE DAVIS RD) TO: 0.19 MI E RTE 643 (LEE DAVIS RD) (0.8000 MI)				RW	2007	\$9,744	\$6,763
Scope:	Safety				CN	2022	\$17,481	\$0
					Total		\$29,551	\$8,581
Service Area / Fund	Previous	FY2023	FY2024	FY2025	FY2026	FY2027	FY2028	Total
District Grant Program								
Federal	\$2,758	\$2,797	\$0	\$0	\$0	\$0	\$0	\$5,555
State	\$2,031	\$468	\$1,000	\$0	\$0	\$0	\$0	\$3,500
Specialized State and Federal								
Federal	\$1,870	\$0	\$0	\$0	\$0	\$0	\$0	\$1,870
Match	\$10	\$0	\$0	\$0	\$0	\$0	\$0	\$10
MPO CMAQ	\$1,008	\$0	\$0	\$0	\$0	\$0	\$0	\$1,008
MPO RSTP	\$10,851	\$719	\$1,181	\$0	\$0	\$0	\$0	\$12,751
Legacy CN Formula								
State	\$164	\$0	\$0	\$0	\$0	\$0	\$0	\$164
Other Funds								
Other	\$6,593	\$0	\$0	\$0	\$0	\$0	\$0	\$6,593
TOTAL	\$25,285	\$3,984	\$2,181	\$0	\$0	\$0	\$0	\$31,451

ROUTE: 0360	PROJECT NAME				PROGRAM/SYSTEM			MPO Area
UPC: 15959	#SMART18 - I US360 HULL STREET SAFETY / OPS IMPROVE PHASE I				Urban			Richmond
REPORT NOTE: Balance to be addressed at CN award								
Street Name:	HULL STREET				Start (CY)		Budget	Expenditure
Jurisdiction:	Richmond				PE	1996	\$3,793	\$3,036
Description:	FROM: Hey Road TO: Warwick Road (1.5000 MI)				RW	2018	\$5,704	\$1,814
Scope:	Reconstruction w/ Added Capacity				CN	2023	\$18,999	\$0
					Total		\$28,495	\$4,850
Service Area / Fund	Previous	FY2023	FY2024	FY2025	FY2026	FY2027	FY2028	Total
High Priority Projects								
Federal	\$9,107	\$1,000	\$0	\$0	\$0	\$0	\$0	\$10,107
State	\$5,977	\$0	\$0	\$0	\$0	\$0	\$0	\$5,977
Legacy CN Formula								
Federal	\$3,035	\$0	\$0	\$0	\$0	\$0	\$0	\$3,035
Match	\$24	\$0	\$0	\$0	\$0	\$0	\$0	\$24
State	\$1,197	\$0	\$0	\$0	\$0	\$0	\$0	\$1,197
Other Funds								
Other	\$759	\$0	\$0	\$0	\$0	\$0	\$0	\$759
TOTAL	\$20,100	\$1,000	\$0	\$0	\$0	\$0	\$0	\$21,100

ROUTE:	0360	PROJECT NAME	PROGRAM/SYSTEM					MPO Area
UPC:	104216	#SMART20 - CSX BRIDGE REPLACEMENT FOR WALKING AND BIKING	Urban					Richmond
Street Name:	LOMBARDY		Start (CY)		Budget	Expenditure		
Jurisdiction:	Richmond		PE	2013	\$2,000	\$183		
Description:	FROM: Lombardy and W.Leigh Sts. intersection TO: Lombardy and Admiral Sts. intersection		RW	2023	\$368	\$0		
Scope:	Bridge Rehab w/o Added Capacity		CN	2025	\$11,245	\$0		
			Total		\$13,613	\$183		
Service Area / Fund	Previous	FY2023	FY2024	FY2025	FY2026	FY2027	FY2028	Total
High Priority Projects								
Federal	\$2,000	\$0	\$0	\$0	\$0	\$0	\$0	\$2,000
State	\$1,113	\$0	\$0	\$0	\$0	\$0	\$0	\$1,113
Revenue Sharing								
State	\$1,000	\$2,250	\$2,000	\$0	\$0	\$0	\$0	\$5,250
Local	\$1,000	\$2,250	\$2,000	\$0	\$0	\$0	\$0	\$5,250
TOTAL	\$5,113	\$4,500	\$4,000	\$0	\$0	\$0	\$0	\$13,613

ROUTE:	0360	PROJECT NAME	PROGRAM/SYSTEM					MPO Area
UPC:	109310	#HB2.FY17 SHOCKOE VALLEY ST IMPROVEMENT	Urban					Richmond
REPORT NOTE: Balance to be addressed at RW authorization								
Street Name:	Oliver Hill Way/17th Street		Start (CY)		Budget	Expenditure		
Jurisdiction:	Richmond		PE	2017	\$3,336	\$2,260		
Description:	FROM: VARIOUS TO: VARIOUS (0.4000 MI)		RW	2023	\$6,518	\$0		
Scope:	Safety		CN	2024	\$19,559	\$0		
			Total		\$29,413	\$2,260		
Service Area / Fund	Previous	FY2023	FY2024	FY2025	FY2026	FY2027	FY2028	Total
District Grant Program								
Federal	\$15,221	\$2,851	\$3,902	\$150	\$0	\$0	\$0	\$22,125
State	\$4,249	\$1,669	\$0	\$0	\$0	\$0	\$0	\$5,918
TOTAL	\$19,471	\$4,520	\$3,902	\$150	\$0	\$0	\$0	\$28,043

ROUTE:	0360	PROJECT NAME	PROGRAM/SYSTEM					MPO Area
UPC:	111703	#SMART18 - US360 Hull St Streetscape, 9th St - Mayo Bridge	Urban					Richmond
Street Name:	HULL STREET		Start (CY)		Budget	Expenditure		
Jurisdiction:	Richmond		PE	2020	\$781	\$508		
Description:	FROM: 9TH STREET TO: MAYO BRIDGE (0.4839 MI)		RW					
Scope:	Safety		CN	2025	\$3,280	\$0		
			Total		\$4,061	\$508		
Service Area / Fund	Previous	FY2023	FY2024	FY2025	FY2026	FY2027	FY2028	Total
District Grant Program								
Federal	\$1,545	\$606	\$1,410	\$0	\$0	\$0	\$0	\$3,561
State	\$153	\$0	\$347	\$0	\$0	\$0	\$0	\$500
TOTAL	\$1,698	\$606	\$1,757	\$0	\$0	\$0	\$0	\$4,061

ROUTE: 0360	PROJECT NAME		PROGRAM/SYSTEM				MPO Area	
UPC: 115200	Hull Street Improvement Project Phase III		Primary				Richmond	
Street Name:	Hull Stree		Start (CY)		Budget	Expenditure		
Jurisdiction:	Richmond		PE	2023	\$727	\$0		
Description:	FROM: Warwick Rd TO: Arizona avenue		RW	2025	\$1,213	\$0		
Scope:	Reconstruction w/ Added Capacity		CN	2026	\$9,724	\$0		
			Total		\$11,664	\$0		
Service Area / Fund	Previous	FY2023	FY2024	FY2025	FY2026	FY2027	FY2028	Total
Specialized State and Federal								
MPO RSTP	\$0	\$0	\$727	\$1,213	\$8,724	\$1,000	\$0	\$11,664

ROUTE: 0360	PROJECT NAME (NEW)		PROGRAM/SYSTEM				MPO Area	
UPC: 121394	Route 360/Courthouse Road Intersection Improvement		Primary				Richmond	
Street Name:	Hull Street Road		Start (CY)		Budget	Expenditure		
Jurisdiction:	Chesterfield County		PE	2027	\$641	\$0		
Description:	FROM: intersection of Rt. 360 TO: Courthouse Road (0.6100 MI)		RW	2029	\$1,050	\$0		
Scope:	Reconstruction w/o Added Capacity		CN	2029	\$3,499	\$0		
			Total		\$5,190	\$0		
Service Area / Fund	Previous	FY2023	FY2024	FY2025	FY2026	FY2027	FY2028	Total
Revenue Sharing								
State	\$0	\$0	\$0	\$817	\$800	\$0	\$0	\$1,617
Local	\$0	\$0	\$0	\$817	\$800	\$0	\$0	\$1,617
TOTAL	\$0	\$0	\$0	\$1,634	\$1,600	\$0	\$0	\$3,234

ROUTE: 0360	PROJECT NAME (NEW)		PROGRAM/SYSTEM				MPO Area	
UPC: 121415	US 360 (HULL STREET) PHB		Enhancement				Richmond	
Jurisdiction:	Richmond		Start (CY)		Budget	Expenditure		
Description:	FROM: US 360 - 29TH STREET TO: US 360 - 29TH STREET		PE	2023	\$49	\$0		
Scope:	Facilities for Pedestrians and Bicycles		RW					
			CN	2025	\$197	\$0		
			Total		\$246	\$0		
Service Area / Fund	Previous	FY2023	FY2024	FY2025	FY2026	FY2027	FY2028	Total
Specialized State and Federal								
MPO TAP	\$0	\$197	\$0	\$0	\$0	\$0	\$0	\$197
Other Funds								
Other	\$0	\$49	\$0	\$0	\$0	\$0	\$0	\$49
TOTAL	\$0	\$246	\$0	\$0	\$0	\$0	\$0	\$246

ROUTE: 0360	PROJECT NAME (NEW)		PROGRAM/SYSTEM				MPO Area	
UPC: 121731	RTE 360/WOODLAKE VILLAGE PARKWAY-TURN LANE IMPROVEMENTS		Primary				Richmond	
Jurisdiction:	Chesterfield County		Start (CY)		Budget	Expenditure		
Description:	FROM: ROUTE 360 TO: WOODLAKE VILLAGE PARKWAY		PE	2027	\$860	\$0		
Scope:	Safety		RW	2028	\$58	\$0		
			CN	2029	\$2,353	\$0		
			Total		\$3,271	\$0		
Service Area / Fund	Previous	FY2023	FY2024	FY2025	FY2026	FY2027	FY2028	Total
Specialized State and Federal								
MPO CMAQ	\$0	\$0	\$0	\$0	\$0	\$492	\$426	\$918

ROUTE: 0460		PROJECT NAME				PROGRAM/SYSTEM		MPO Area	
UPC:	115405	#SMART20 - R-CUT at Lewiston Plank Rd at 460				Primary		NonMPO	
Street Name:	Colonial Trail Highway					Start (CY)		Budget	Expenditure
Jurisdiction:	Nottoway County					PE	2019	\$699	\$286
Description:	FROM: 0.05 mi. West of Route 723 TO: 0.35 mi. East of Route 723 (0.4000 MI)					RW	2024	\$769	\$0
Scope:	Safety					CN	2025	\$1,896	\$0
						Total		\$3,364	\$286
Service Area / Fund	Previous	FY2023	FY2024	FY2025	FY2026	FY2027	FY2028	Total	
District Grant Program									
Federal	\$460	\$500	\$1,593	\$0	\$0	\$0	\$0	\$2,552	
State	\$584	\$0	\$228	\$0	\$0	\$0	\$0	\$812	
TOTAL	\$1,044	\$500	\$1,820	\$0	\$0	\$0	\$0	\$3,364	

ROUTE: 0460		PROJECT NAME				PROGRAM/SYSTEM		MPO Area	
UPC:	115413	#SMART20 - Intersection Improvements at Route 460 & Queen St				Primary		Tri-Cities	
Street Name:	US-460					Start (CY)		Budget	Expenditure
Jurisdiction:	Prince George County					PE	2019	\$750	\$339
Description:	FROM: .25 miles west of Queen St. TO: .25 miles east of Queen St.					RW	2023	\$1,233	\$0
Scope:	Safety					CN	2025	\$1,487	\$0
						Total		\$3,470	\$339
Service Area / Fund	Previous	FY2023	FY2024	FY2025	FY2026	FY2027	FY2028	Total	
District Grant Program									
Federal	\$0	\$600	\$1,132	\$1,123	\$0	\$0	\$0	\$2,855	
State	\$615	\$0	\$0	\$0	\$0	\$0	\$0	\$615	
TOTAL	\$615	\$600	\$1,132	\$1,123	\$0	\$0	\$0	\$3,470	

ROUTE: 0600		PROJECT NAME				PROGRAM/SYSTEM		MPO Area	
UPC:	115407	#SMART20 - Route 600/ Route 601 Roundabout				Secondary		Tri-Cities	
Street Name:	Ferndale Road					Start (CY)		Budget	Expenditure
Jurisdiction:	Dinwiddie County					PE	2020	\$750	\$375
Description:	FROM: 0.035 miles West of Route 600\601 Intersection TO: 0.046 miles East of Route 600\601 Intersection (0.0810 MI)					RW	2023	\$700	\$0
Scope:	Safety					CN	2025	\$2,250	\$0
						Total		\$3,700	\$375
Service Area / Fund	Previous	FY2023	FY2024	FY2025	FY2026	FY2027	FY2028	Total	
District Grant Program									
Federal	\$0	\$0	\$1,300	\$1,850	\$0	\$0	\$0	\$3,150	
State	\$367	\$183	\$0	\$0	\$0	\$0	\$0	\$550	
TOTAL	\$367	\$183	\$1,300	\$1,850	\$0	\$0	\$0	\$3,700	

ROUTE: 0600	PROJECT NAME (NEW)				PROGRAM/SYSTEM		MPO Area	
UPC: 121396	Matoaca Road/Woodpecker Road Roundabout				Secondary		Richmond	
Street Name:	Matoaca Road				Start (CY)		Budget	Expenditure
Jurisdiction:	Chesterfield County				PE	2027	\$418	\$0
Description:	FROM: Matoaca Road TO: Woodpecker Road (0.2000 MI)				RW	2029	\$450	\$0
Scope:	Safety				CN	2029	\$4,689	\$0
					Total		\$5,557	\$0
Service Area / Fund	Previous	FY2023	FY2024	FY2025	FY2026	FY2027	FY2028	Total
Revenue Sharing								
State	\$0	\$0	\$0	\$800	\$817	\$0	\$0	\$1,617
Local	\$0	\$0	\$0	\$800	\$817	\$0	\$0	\$1,617
TOTAL	\$0	\$0	\$0	\$1,600	\$1,634	\$0	\$0	\$3,234

ROUTE: 0607	PROJECT NAME (NEW)				PROGRAM/SYSTEM		MPO Area	
UPC: T26693	#SGR23VB - RTE 607 WAYSIDE RD (FED ID 4809) BR				Secondary		Richmond	
Street Name:	WAYSIDE ROAD				Start (CY)		Budget	Expenditure
Jurisdiction:	Charles City County				PE	2026	\$1,176	\$0
Description:	FROM: 0.15 miles FR 642 TO: 1.47 miles TO 609				RW	2028	\$325	\$0
Scope:	Bridge Replacement w/o Added Capacity				CN	2029	\$4,824	\$0
					Total		\$6,325	\$0
Service Area / Fund	Previous	FY2023	FY2024	FY2025	FY2026	FY2027	FY2028	Total
State of Good Repair								
State	\$1,000	\$200	\$250	\$1,000	\$3,875	\$0	\$0	\$6,325

ROUTE: 0618	PROJECT NAME				PROGRAM/SYSTEM		MPO Area	
UPC: 118154	Old Bermuda Hundred Road at Ramblewood Drive Roundabout				Secondary		Richmond	
Street Name:	Old Bermuda Road				Start (CY)		Budget	Expenditure
Jurisdiction:	Chesterfield County				PE	2024	\$525	\$0
Description:	FROM: Old Bermuda Road TO: Ramblewood Road				RW	2026	\$906	\$0
Scope:	Safety				CN	2027	\$3,715	\$0
					Total		\$5,146	\$0
Service Area / Fund	Previous	FY2023	FY2024	FY2025	FY2026	FY2027	FY2028	Total
Specialized State and Federal								
MPO CMAQ	\$0	\$0	\$525	\$0	\$0	\$906	\$3,715	\$5,146

ROUTE: 0621	PROJECT NAME				PROGRAM/SYSTEM		MPO Area	
UPC: 107083	RTE 621 (Winterpock, 360-Royal Birkdale) - MAJOR WIDENING				Secondary		Richmond	
REPORT NOTE: Locally Administered								
Street Name:	WINTERPOCK ROAD				Start (CY)		Budget	Expenditure
Jurisdiction:	Chesterfield County				PE	2015	\$1,900	\$904
Description:	FROM: 1.435 MI S INT RTE 360 (HULL STREET ROAD) TO: RTE 360 (HULL STREET ROAD) (1.4350 MI)				RW	2018	\$5,506	\$2,297
Scope:	Reconstruction w/ Added Capacity				CN	2021	\$14,087	\$1,609
					Total		\$21,493	\$4,810
Service Area / Fund	Previous	FY2023	FY2024	FY2025	FY2026	FY2027	FY2028	Total
Revenue Sharing								
State	\$7,449	\$2,551	\$0	\$0	\$0	\$0	\$0	\$10,000
Local	\$7,449	\$2,551	\$0	\$0	\$0	\$0	\$0	\$10,000
Other Funds								
Other	\$1,493	\$0	\$0	\$0	\$0	\$0	\$0	\$1,493
TOTAL	\$16,391	\$5,102	\$0	\$0	\$0	\$0	\$0	\$21,493

ROUTE: 0623	PROJECT NAME		PROGRAM/SYSTEM				MPO Area	
UPC: 105733	RTE 623 - IMPROVE INTERSECTION		Secondary				Richmond	
Street Name:	HOCKETT ROAD		Start (CY)		Budget	Expenditure		
Jurisdiction:	Goochland County		PE	2022	\$2,009	\$0		
Description:	FROM: RTE 1006 (HOLLY LN) TO: RTE 250/RTE 623 (ASHLAND RD) (0.5050 MI)		RW	2025	\$479	\$0		
Scope:	Safety		CN	2026	\$13,258	\$0		
			Total		\$15,745	\$0		
Service Area / Fund	Previous	FY2023	FY2024	FY2025	FY2026	FY2027	FY2028	Total
Specialized State and Federal								
MPO RSTP	\$0	\$670	\$1,019	\$320	\$479	\$6,620	\$6,620	\$15,727

ROUTE: 0623	PROJECT NAME		PROGRAM/SYSTEM				MPO Area	
UPC: 110993	Rt. 623 / Cedar Lane - Install Cantilever in the SW Quadrant		Rail				Richmond	
Street Name:	Cedar Ln.		Start (CY)		Budget	Expenditure		
Jurisdiction:	Hanover County		PE	2021	\$40	\$10		
Description:	FROM: 56 ft East of Kenmont Ln. TO: at CSX RR Crossing 860443J		RW					
Scope:	Rail/Highway Crossing		CN	2023	\$100	\$0		
			Total		\$140	\$10		
Service Area / Fund	Previous	FY2023	FY2024	FY2025	FY2026	FY2027	FY2028	Total
Specialized State and Federal								
Federal	\$115	\$25	\$0	\$0	\$0	\$0	\$0	\$140

ROUTE: 0625	PROJECT NAME		PROGRAM/SYSTEM				MPO Area	
UPC: 109229	LAKEVIEW RD AND BRANDERS BRIDGE RD INTERSECTION IMPROVEMENTS		Secondary				Tri-Cities	
Street Name:	Branders Bridge Rd		Start (CY)		Budget	Expenditure		
Jurisdiction:	Chesterfield County		PE	2019	\$330	\$238		
Description:	FROM: 0.080 miles South of Route 626 TO: 0.091 miles North of Route 626 (0.1770 MI)		RW	2021	\$677	\$10		
Scope:	Safety		CN	2023	\$3,003	\$0		
			Total		\$4,010	\$249		
Service Area / Fund	Previous	FY2023	FY2024	FY2025	FY2026	FY2027	FY2028	Total
Specialized State and Federal								
Federal	\$268	\$0	\$0	\$0	\$0	\$0	\$0	\$268
Match	\$36	\$0	\$0	\$0	\$0	\$0	\$0	\$36
MPO RSTP	\$911	\$1,284	\$1,376	\$134	\$0	\$0	\$0	\$3,705
TOTAL	\$1,216	\$1,284	\$1,376	\$134	\$0	\$0	\$0	\$4,010

ROUTE: 0627	PROJECT NAME		PROGRAM/SYSTEM				MPO Area	
UPC: 109260	POLE GREEN RD WIDENING		Secondary				Richmond	
Street Name:	Pole Green Road		Start (CY)		Budget	Expenditure		
Jurisdiction:	Hanover County		PE	2020	\$1,444	\$73		
Description:	FROM: Bell Creek Road TO: Rural Point Road (1.6300 MI)		RW	2023	\$4,662	\$0		
Scope:	Preliminary Engineering		CN	2025	\$14,400	\$0		
			Total		\$20,506	\$73		
Service Area / Fund	Previous	FY2023	FY2024	FY2025	FY2026	FY2027	FY2028	Total
Specialized State and Federal								
State	\$304	\$301	\$301	\$301	\$64	\$0	\$0	\$1,271
MPO RSTP	\$1,600	\$0	\$0	\$11,335	\$0	\$0	\$0	\$12,935
Other Funds								
Other	\$6,300	\$0	\$0	\$0	\$0	\$0	\$0	\$6,300
TOTAL	\$8,204	\$301	\$301	\$11,636	\$64	\$0	\$0	\$20,506

ROUTE: 0630	PROJECT NAME				PROGRAM/SYSTEM		MPO Area			
UPC: 82849	#HB2.FY17 RTE 460 AND RTE 629/630 INTERSECTION PROJECT				Secondary		Tri-Cities			
REPORT NOTE:										
Street Name:	BULL HILL ROAD						Start (CY)	Budget	Expenditure	
Jurisdiction:	Prince George County						PE	2007	\$680	\$680
Description:	FROM: 0.090 MI S RTE 460 TO: 0.110 MI N RTE 460 (0.2100 MI)						RW	2018	\$134	\$134
Scope:	Safety						CN	2019	\$1,747	\$1,747
							Total		\$2,561	\$2,561
Service Area / Fund	Previous	FY2023	FY2024	FY2025	FY2026	FY2027	FY2028	Total		
District Grant Program										
State	\$1,545	\$0	\$0	\$0	\$0	\$0	\$0	\$1,545		
Specialized State and Federal										
MPO CMAQ	\$1,016	\$0	\$0	\$0	\$0	\$0	\$0	\$1,016		
TOTAL	\$2,561	\$0	\$0	\$0	\$0	\$0	\$0	\$2,561		

ROUTE: 0632	PROJECT NAME				PROGRAM/SYSTEM		MPO Area			
UPC: 105734	RTE 632 - ROUNDABOUT				Secondary		NonMPO			
Street Name:	FAIRGROUND ROAD						Start (CY)	Budget	Expenditure	
Jurisdiction:	Goochland County						PE	2017	\$850	\$830
Description:	FROM: 0.116 MI W ROUTE 522 TO: 0.070 MI E ROUTE 522 (0.1940 MI)						RW	2020	\$799	\$498
Scope:	New Construction Roadway						CN	2022	\$3,948	\$6
							Total		\$5,598	\$1,334
Service Area / Fund	Previous	FY2023	FY2024	FY2025	FY2026	FY2027	FY2028	Total		
Specialized State and Federal										
State	\$796	\$54	\$66	\$0	\$0	\$0	\$0	\$917		
Local	\$1,286	\$0	\$0	\$0	\$0	\$0	\$0	\$1,286		
Legacy CN Formula										
Federal	\$668	\$0	\$0	\$0	\$0	\$0	\$0	\$668		
Match	\$167	\$0	\$0	\$0	\$0	\$0	\$0	\$167		
State	\$1,912	\$0	\$0	\$0	\$0	\$0	\$0	\$1,912		
Other Funds										
Other	\$0	\$648	\$0	\$0	\$0	\$0	\$0	\$648		
TOTAL	\$4,829	\$703	\$66	\$0	\$0	\$0	\$0	\$5,598		

ROUTE: 0632	PROJECT NAME				PROGRAM/SYSTEM		MPO Area			
UPC: 113323	RTE 632 (Fairground Road) Extension				Secondary		Richmond			
Street Name:	Fairground Road						Start (CY)	Budget	Expenditure	
Jurisdiction:	Goochland County						PE	2018	\$719	\$410
Description:	FROM: 0.076 MI. W. of RTE. 522 (Sandy Hook Road) TO: RTE 6 (River Road West) (0.2400 MI)						RW	2023	\$462	\$0
Scope:	New Construction Roadway						CN	2025	\$3,307	\$0
							Total		\$4,488	\$410
Service Area / Fund	Previous	FY2023	FY2024	FY2025	FY2026	FY2027	FY2028	Total		
Revenue Sharing										
State	\$1,377	\$0	\$867	\$0	\$0	\$0	\$0	\$2,244		
Local	\$1,377	\$0	\$867	\$0	\$0	\$0	\$0	\$2,244		
TOTAL	\$2,753	\$0	\$1,734	\$0	\$0	\$0	\$0	\$4,488		

ROUTE: 0632	PROJECT NAME (NEW)		PROGRAM/SYSTEM				MPO Area	
UPC: 121730	LEWIS ROAD AT ROUTE 10 DUAL-LEFT TURN LANES		Secondary				Richmond	
Jurisdiction: Chesterfield County			Start (CY)		Budget	Expenditure		
Description: FROM: LEWIS RD TO: ROUTE 10			PE	2027	\$190	\$0		
Scope: Safety			RW	2028	\$471	\$0		
			CN	2029	\$745	\$0		
			Total		\$1,406	\$0		
Service Area / Fund	Previous	FY2023	FY2024	FY2025	FY2026	FY2027	FY2028	Total
Specialized State and Federal								
MPO CMAQ	\$0	\$0	\$0	\$0	\$0	\$190	\$26	\$216

ROUTE: 0636	PROJECT NAME		PROGRAM/SYSTEM				MPO Area	
UPC: 107088	RTE 636 - NASH ROAD EXTENSION		Secondary				Richmond	
Street Name: NASH ROAD			Start (CY)		Budget	Expenditure		
Jurisdiction: Chesterfield County			PE	2016	\$3,100	\$977		
Description: FROM: 0.08 MI S of Beach Rd. (Rte. 655) TO: 0.009 MI N. of Iron Bridge Rd. (Rte. 10) (0.7830 MI)			RW	2021	\$4,617	\$258		
Scope: New Construction Roadway			CN	2023	\$22,283	\$0		
			Total		\$30,000	\$1,235		
Service Area / Fund	Previous	FY2023	FY2024	FY2025	FY2026	FY2027	FY2028	Total
Revenue Sharing								
State	\$1,737	\$5,031	\$3,232	\$0	\$0	\$0	\$0	\$10,000
Local	\$1,737	\$5,031	\$3,232	\$0	\$0	\$0	\$0	\$10,000
Other Funds								
Other	\$10,000	\$0	\$0	\$0	\$0	\$0	\$0	\$10,000
TOTAL	\$13,475	\$10,061	\$6,464	\$0	\$0	\$0	\$0	\$30,000

ROUTE: 0636	PROJECT NAME (NEW)		PROGRAM/SYSTEM				MPO Area	
UPC: 121732	CREIGHTON RD/CREIGHTON PKWAY & WALNUT GROVE RD - ROUNDABOUT		Secondary				Richmond	
Jurisdiction: Hanover County			Start (CY)		Budget	Expenditure		
Description: FROM: CREIGHTON PARKWAY TO: CREIGHTON ROAD			PE	2023	\$927	\$0		
Scope: Safety			RW	2025	\$1,787	\$0		
			CN	2025	\$3,707	\$0		
			Total		\$6,421	\$0		
Service Area / Fund	Previous	FY2023	FY2024	FY2025	FY2026	FY2027	FY2028	Total
Specialized State and Federal								
MPO CMAQ	\$0	\$0	\$0	\$2,741	\$966	\$0	\$0	\$3,707

ROUTE: 0637	PROJECT NAME (NEW)		PROGRAM/SYSTEM				MPO Area	
UPC: T26694	#SGR23VB - RTE 637 HOPKINS RD (FED ID 5272) BR		Secondary				Richmond	
Jurisdiction: Chesterfield County			Start (CY)		Budget	Expenditure		
Description:			PE	2022	\$1,636	\$0		
Scope: Bridge Replacement w/o Added Capacity			RW	2025	\$1,195	\$0		
			CN	2025	\$7,071	\$0		
			Total		\$9,902	\$0		
Service Area / Fund	Previous	FY2023	FY2024	FY2025	FY2026	FY2027	FY2028	Total
State of Good Repair								
Federal	\$0	\$0	\$0	\$1,000	\$4,500	\$136	\$0	\$5,636
State	\$0	\$0	\$0	\$0	\$0	\$0	\$4,266	\$4,266
TOTAL	\$0	\$0	\$0	\$1,000	\$4,500	\$136	\$4,266	\$9,902

ROUTE: 0637		PROJECT NAME				PROGRAM/SYSTEM		MPO Area	
UPC:	108885	#SMART18 - HOPKINS ROAD SIDEWALK (BONNIEBANK RD TO S MELODY)				Secondary		Richmond	
Street Name:	Hopkins Road					Start (CY)	Budget	Expenditure	
Jurisdiction:	Chesterfield County					PE	2018	\$193	\$190
Description:	FROM: Route 2393 (Bonniebank Road) TO: Rte. 2308 (S. Melody Road) (0.5200 MI)					RW	2020	\$0	\$0
Scope:	Safety					CN	2021	\$975	\$10
						Total		\$1,168	\$200
Service Area / Fund	Previous	FY2023	FY2024	FY2025	FY2026	FY2027	FY2028	Total	
District Grant Program									
State	\$340	\$0	\$0	\$0	\$0	\$0	\$0	\$0	\$340
VA Safety Funds									
Federal	\$627	\$0	\$0	\$0	\$0	\$0	\$0	\$0	\$627
Specialized State and Federal									
State	\$200	\$0	\$0	\$0	\$0	\$0	\$0	\$0	\$200
TOTAL	\$1,168	\$0	\$0	\$0	\$0	\$0	\$0	\$0	\$1,168

ROUTE: 0637		PROJECT NAME				PROGRAM/SYSTEM		MPO Area	
UPC:	115195	Atlee Station Rd Widening (Phase 2)				Secondary		Richmond	
REPORT NOTE: Balance to be provided by locality									
Street Name:	Atlee Station Road					Start (CY)	Budget	Expenditure	
Jurisdiction:	Hanover County					PE	2021	\$2,510	\$9
Description:	FROM: Warren Avenue TO: Kings Charter Drive (1.4000 MI)					RW	2024	\$6,477	\$0
Scope:	Reconstruction w/ Added Capacity					CN	2027	\$22,543	\$0
						Total		\$31,529	\$9
Service Area / Fund	Previous	FY2023	FY2024	FY2025	FY2026	FY2027	FY2028	Total	
Specialized State and Federal									
State	\$200	\$0	\$0	\$0	\$151	\$0	\$0	\$351	
MPO RSTP	\$0	\$0	\$0	\$2,331	\$575	\$0	\$1,660	\$4,565	
Revenue Sharing									
State	\$1,255	\$3,421	\$3,421	\$0	\$0	\$0	\$0	\$8,097	
Local	\$1,255	\$3,421	\$3,421	\$0	\$0	\$0	\$0	\$8,097	
Other Funds									
Other	\$4,106	\$0	\$0	\$0	\$0	\$0	\$0	\$4,106	
TOTAL	\$6,816	\$6,842	\$6,842	\$2,331	\$726	\$0	\$1,660	\$25,216	

ROUTE: 0637		PROJECT NAME (NEW)				PROGRAM/SYSTEM		MPO Area	
UPC:	121401	Atlee Station Road Widening - Phase 3				Secondary		Richmond	
Street Name:	Atlee Station Road					Start (CY)	Budget	Expenditure	
Jurisdiction:	Hanover County					PE	2027	\$2,377	\$0
Description:	FROM: Sliding Hill Road TO: Kings Charter Drive (1.5000 MI)					RW	2030	\$5,435	\$0
Scope:	Reconstruction w/ Added Capacity					CN	2031	\$30,542	\$0
						Total		\$38,354	\$0
Service Area / Fund	Previous	FY2023	FY2024	FY2025	FY2026	FY2027	FY2028	Total	
Revenue Sharing									
State	\$0	\$0	\$0	\$4,121	\$4,000	\$0	\$0	\$8,121	
Local	\$0	\$0	\$0	\$4,121	\$4,000	\$0	\$0	\$8,121	
TOTAL	\$0	\$0	\$0	\$8,242	\$8,000	\$0	\$0	\$16,242	

ROUTE: 0638		PROJECT NAME				PROGRAM/SYSTEM		MPO Area	
UPC:	111714	#SMART18 - Cogbill/Hopkins/Chippenham - Park and Ride Lot				Secondary		Richmond	
Street Name:	COGBILL ROAD					Start (CY)		Budget	Expenditure
Jurisdiction:	Chesterfield County					PE	2018	\$615	\$487
Description:	FROM: 0.005 MI E. of Route 637 TO: 0.145 MI. E. of Route 637 (0.1400 MI)					RW	2021	\$160	\$13
Scope:	Other					CN	2022	\$2,170	\$0
Total								\$2,945	\$499
Service Area / Fund	Previous	FY2023	FY2024	FY2025	FY2026	FY2027	FY2028	Total	
District Grant Program									
State	\$2,945	\$0	\$0	\$0	\$0	\$0	\$0	\$2,945	

ROUTE: 0639		PROJECT NAME (NEW)				PROGRAM/SYSTEM		MPO Area	
UPC:	121538	#SGR23VB - RTE 639 WILSON RD (FED ID 6064) BR				Secondary		NonMPO	
Street Name:	WILSON ROAD					Start (CY)		Budget	Expenditure
Jurisdiction:	Dinwiddie County					PE	2026	\$1,177	\$0
Description:	FROM: Dinw. & Nottoway Co. Line TO: Dinw. & Nottoway Co. Line					RW	2028	\$353	\$0
Scope:	Bridge Replacement w/o Added Capacity					CN	2029	\$4,934	\$0
Total								\$6,463	\$0
Service Area / Fund	Previous	FY2023	FY2024	FY2025	FY2026	FY2027	FY2028	Total	
State of Good Repair									
Federal	\$0	\$0	\$0	\$0	\$2,000	\$2,232	\$2,000	\$6,232	
State	\$0	\$0	\$0	\$0	\$0	\$0	\$232	\$232	
TOTAL	\$0	\$0	\$0	\$0	\$2,000	\$2,232	\$2,232	\$6,463	

ROUTE: 0641		PROJECT NAME				PROGRAM/SYSTEM		MPO Area	
UPC:	107085	RTE 641 - REPLACE SD BRIDGE FED ID 5280 (Now a Tier 1 Proj)				Secondary		Richmond	
Street Name:	DUNDAS ROAD					Start (CY)		Budget	Expenditure
Jurisdiction:	Chesterfield County					PE	2017	\$1,850	\$1,841
Description:	FROM: 0.120 Miles West of CSX Railroad TO: 0.200 Miles East of CSX Railroad (0.3210 MI)					RW	2020	\$1,420	\$512
Scope:	Bridge Replacement w/o Added Capacity					CN	2022	\$3,388	\$1
Total								\$6,658	\$2,353
Service Area / Fund	Previous	FY2023	FY2024	FY2025	FY2026	FY2027	FY2028	Total	
Specialized State and Federal									
MPO RSTP	\$2,339	\$1,300	\$0	\$0	\$0	\$0	\$0	\$3,639	
Revenue Sharing									
State	\$1,510	\$0	\$0	\$0	\$0	\$0	\$0	\$1,510	
Local	\$1,510	\$0	\$0	\$0	\$0	\$0	\$0	\$1,510	
TOTAL	\$5,358	\$1,300	\$0	\$0	\$0	\$0	\$0	\$6,658	

ROUTE: 0641	PROJECT NAME				PROGRAM/SYSTEM		MPO Area		
UPC: 111299	#SGR18VB - RT 641 – REPLACE SD BRIDGE Fed 5280				Secondary		Richmond		
Street Name:	DUNDAS ROAD						Start (CY)	Budget	Expenditure
Jurisdiction:	Chesterfield County				PE				
Description:	FROM: 0.120 Miles West of CSX Railroad TO: 0.200 Miles East of CSX Railroad (0.3210 MI)				RW				
Scope:	Bridge Rehab w/o Added Capacity				CN		2022	\$6,000	\$0
							Total	\$6,000	\$0
Service Area / Fund	Previous	FY2023	FY2024	FY2025	FY2026	FY2027	FY2028	Total	
State of Good Repair									
Federal	\$127	\$1,500	\$0	\$0	\$0	\$0	\$0	\$1,627	
State	\$1,873	\$0	\$0	\$0	\$0	\$0	\$0	\$1,873	
Legacy CN Formula									
State	\$2,500	\$0	\$0	\$0	\$0	\$0	\$0	\$2,500	
TOTAL	\$4,500	\$1,500	\$0	\$0	\$0	\$0	\$0	\$6,000	

ROUTE: 0641	PROJECT NAME (NEW)				PROGRAM/SYSTEM		MPO Area		
UPC: 121393	Dundas Road (Rt. 1 - Wentworth St) Bike & Ped Improvement				Secondary		Richmond		
Street Name:	Dundas Road						Start (CY)	Budget	Expenditure
Jurisdiction:	Chesterfield County				PE		2027	\$279	\$0
Description:	FROM: Route 1 TO: Wentworth Street (west) (0.4100 MI)				RW		2029	\$599	\$0
Scope:	Facilities for Pedestrians and Bicycles				CN		2029	\$1,902	\$0
							Total	\$2,780	\$0
Service Area / Fund	Previous	FY2023	FY2024	FY2025	FY2026	FY2027	FY2028	Total	
Revenue Sharing									
State	\$0	\$0	\$0	\$550	\$584	\$0	\$0	\$1,134	
Local	\$0	\$0	\$0	\$550	\$584	\$0	\$0	\$1,134	
TOTAL	\$0	\$0	\$0	\$1,100	\$1,169	\$0	\$0	\$2,269	

ROUTE: 0650	PROJECT NAME (NEW)				PROGRAM/SYSTEM		MPO Area		
UPC: 121395	Turner Road/Jessup Road Roundabout				Secondary		Richmond		
Street Name:	Turner Road						Start (CY)	Budget	Expenditure
Jurisdiction:	Chesterfield County				PE		2027	\$399	\$0
Description:	FROM: Jessup Road TO: Turner Road (0.1000 MI)				RW		2029	\$805	\$0
Scope:	Safety				CN		2029	\$4,547	\$0
							Total	\$5,750	\$0
Service Area / Fund	Previous	FY2023	FY2024	FY2025	FY2026	FY2027	FY2028	Total	
Revenue Sharing									
State	\$0	\$0	\$0	\$800	\$817	\$0	\$0	\$1,617	
Local	\$0	\$0	\$0	\$800	\$817	\$0	\$0	\$1,617	
TOTAL	\$0	\$0	\$0	\$1,600	\$1,634	\$0	\$0	\$3,234	

ROUTE: 0656		PROJECT NAME				PROGRAM/SYSTEM		MPO Area	
UPC:	104957	#HB2.FY17 RTE 656 - SLIDING HILL ROAD CORRIDOR				Secondary		Richmond	
Street Name:	SLIDING HILL ROAD					Start (CY)		Budget	Expenditure
Jurisdiction:	Hanover County					PE	2014	\$890	\$784
Description:	FROM: 0.35 MI W RTE 1265 (TOTOPOTOMOY TRAIL) TO: 0.676 MI E RTE 1265 (TOTOPOTOMOY TRAIL) (1.0300 MI)					RW	2017	\$1,554	\$720
Scope:	Reconstruction w/ Added Capacity					CN	2019	\$8,734	\$6,913
						Total		\$11,177	\$8,417
Service Area / Fund	Previous	FY2023	FY2024	FY2025	FY2026	FY2027	FY2028	Total	
District Grant Program									
State	\$7,087	\$0	\$0	\$0	\$0	\$0	\$0	\$7,087	
Specialized State and Federal									
MPO RSTP	\$500	\$0	\$0	\$0	\$0	\$0	\$0	\$500	
Revenue Sharing									
State	\$1,795	\$0	\$0	\$0	\$0	\$0	\$0	\$1,795	
Local	\$1,795	\$0	\$0	\$0	\$0	\$0	\$0	\$1,795	
TOTAL	\$11,177	\$0	\$0	\$0	\$0	\$0	\$0	\$11,177	

ROUTE: 0656		PROJECT NAME				PROGRAM/SYSTEM		MPO Area	
UPC:	118947	#SMART22 - Sliding Hill Road/Peaks Road Roundabout				Secondary		Richmond	
Street Name:	Sliding Hill Road					Start (CY)		Budget	Expenditure
Jurisdiction:	Hanover County					PE	2026	\$812	\$0
Description:	FROM: Ashcake Road TO: Peaks Road					RW	2028	\$813	\$0
Scope:	Reconstruction w/o Added Capacity					CN	2029	\$5,877	\$0
						Total		\$7,501	\$0
Service Area / Fund	Previous	FY2023	FY2024	FY2025	FY2026	FY2027	FY2028	Total	
District Grant Program									
Federal	\$0	\$0	\$0	\$0	\$0	\$1,691	\$0	\$1,691	
State	\$0	\$0	\$0	\$0	\$1,001	\$4,809	\$0	\$5,810	
TOTAL	\$0	\$0	\$0	\$0	\$1,001	\$6,501	\$0	\$7,501	

ROUTE: 0657		PROJECT NAME				PROGRAM/SYSTEM		MPO Area	
UPC:	111297	#SGR18VB - BRIDGE REHAB RT 657 OVER I-95				Secondary		Richmond	
REPORT NOTE: Funded to anticipated award cost, \$6,037,486.									
Street Name:	ASHCAKE RD					Start (CY)		Budget	Expenditure
Jurisdiction:	Hanover County					PE	2017	\$875	\$878
Description:	FROM: 0.083 mile West of I-95 TO: 0.078 mile East of I-95 (0.1610 MI)					RW	2021	\$0	\$0
Scope:	Bridge Rehab w/o Added Capacity					CN	2021	\$4,925	\$0
						Total		\$5,800	\$878
Service Area / Fund	Previous	FY2023	FY2024	FY2025	FY2026	FY2027	FY2028	Total	
State of Good Repair									
Federal	\$750	\$1,178	\$0	\$0	\$0	\$0	\$0	\$1,928	
State	\$3,947	\$0	\$0	\$0	\$0	\$0	\$0	\$3,947	
Legacy CN Formula									
State	\$162	\$0	\$0	\$0	\$0	\$0	\$0	\$162	
TOTAL	\$4,859	\$1,178	\$0	\$0	\$0	\$0	\$0	\$6,037	

ROUTE: 0659	PROJECT NAME (NEW)				PROGRAM/SYSTEM		MPO Area	
UPC: T26964	#BF - RTE 659 - BRIDGE REPLACEMENT (OFF-SYSTEM)				Secondary		Tri-Cities	
Street Name:	BAIN ROAD				Start (CY)		Budget	Expenditure
Jurisdiction:	Dinwiddie County				PE			
Description:	FROM: .26 MILES TO RTE 619 TO: 1.14 MILES TO RTE 736 (0.5000 MI)				RW			
Scope:	Bridge Replacement w/o Added Capacity				CN	2026	\$7,797	\$0
					Total		\$7,797	\$0
Service Area / Fund	Previous	FY2023	FY2024	FY2025	FY2026	FY2027	FY2028	Total
Specialized State and Federal								
Federal	\$0	\$5,197	\$2,469	\$0	\$131	\$0	\$0	\$7,797

ROUTE: 0660	PROJECT NAME				PROGRAM/SYSTEM		MPO Area		
UPC: 113286	Route 660 (Old Cox Rd) reconstruction				Primary		NonMPO		
Street Name:	Old Cox Rd (Rt 660)				Start (CY)		Budget	Expenditure	
Jurisdiction:	Mecklenburg County				PE		2018	\$490	\$174
Description:	FROM: Route 92 TO: 0.94 Mi. North int. Rt. 608 (Ridge Rd) (1.8200 MI)				RW		2020	\$834	\$23
Scope:	Reconstruction w/ Added Capacity				CN		2023	\$4,028	\$0
					Total		\$5,351	\$196	
Service Area / Fund	Previous	FY2023	FY2024	FY2025	FY2026	FY2027	FY2028	Total	
Revenue Sharing									
State	\$782	\$1,900	\$0	\$0	\$0	\$0	\$0	\$2,682	
Local	\$782	\$1,900	\$0	\$0	\$0	\$0	\$0	\$2,682	
TOTAL	\$1,564	\$3,800	\$0	\$0	\$0	\$0	\$0	\$5,364	

ROUTE: 0663	PROJECT NAME				PROGRAM/SYSTEM		MPO Area		
UPC: 108639	#SMART18 - ELKHARDT RD - ROADWAY, PEDESTRIAN, & BIKE IMPROVE				Secondary		Richmond		
Street Name:	ELKHARDT ROAD				Start (CY)		Budget	Expenditure	
Jurisdiction:	Chesterfield County				PE		2016	\$559	\$274
Description:	FROM: 0.345 miles W RTE 733 (RUTHERS ROAD) TO: 0.000 miles W RTE 733 (RUTHERS ROAD) (0.3450 MI)				RW		2019	\$945	\$197
Scope:	Facilities for Pedestrians and Bicycles				CN		2021	\$5,277	\$28
					Total		\$6,781	\$499	
Service Area / Fund	Previous	FY2023	FY2024	FY2025	FY2026	FY2027	FY2028	Total	
High Priority Projects									
Federal	\$2,861	\$0	\$0	\$0	\$0	\$0	\$0	\$2,861	
State	\$648	\$0	\$0	\$0	\$0	\$0	\$0	\$648	
Specialized State and Federal									
State	\$383	\$0	\$0	\$0	\$0	\$0	\$0	\$383	
Revenue Sharing									
State	\$1,396	\$0	\$0	\$0	\$0	\$0	\$0	\$1,396	
Local	\$1,396	\$0	\$0	\$0	\$0	\$0	\$0	\$1,396	
Other Funds									
Other	\$96	\$0	\$0	\$0	\$0	\$0	\$0	\$96	
TOTAL	\$6,781	\$0	\$0	\$0	\$0	\$0	\$0	\$6,781	

ROUTE: 0668	PROJECT NAME				PROGRAM/SYSTEM		MPO Area		
UPC: 112974	RTE 668 (Woolridge Road, Rt 288-Old Hundred Road) Extension				Secondary		Richmond		
Street Name:	N Woolridge Road						Start (CY)	Budget	Expenditure
Jurisdiction:	Chesterfield County				PE		2018	\$5,000	\$723
Description:	FROM: 0.299 MI South of Rte 652 TO: 0.435 MI North of Rte 288 (1.9400 MI)				RW		2023	\$1,000	\$0
Scope:	New Construction Roadway				CN		2025	\$48,253	\$0
					Total			\$54,253	\$723
Service Area / Fund	Previous	FY2023	FY2024	FY2025	FY2026	FY2027	FY2028	Total	
Revenue Sharing									
State	\$3,034	\$923	\$923	\$0	\$0	\$0	\$0	\$4,879	
Local	\$3,034	\$923	\$923	\$0	\$0	\$0	\$0	\$4,879	
Other Funds									
Other	\$44,494	\$0	\$0	\$0	\$0	\$0	\$0	\$44,494	
TOTAL	\$50,562	\$1,845	\$1,845	\$0	\$0	\$0	\$0	\$54,253	

ROUTE: 0670	PROJECT NAME				PROGRAM/SYSTEM		MPO Area		
UPC: 109230	ROUTE 670 (DUNCAN ROAD) CURVE REALIGNMENT				Secondary		Tri-Cities		
Street Name:	DUNCAN ROAD						Start (CY)	Budget	Expenditure
Jurisdiction:	Dinwiddie County				PE		2027	\$919	\$0
Description:	FROM: 0.123 MI S OF INTX ELMWOOD DR TO: 0.077 MI N OF INTX ELMWOOD DR (0.2000 MI)				RW		2031	\$429	\$0
Scope:	Safety				CN		2032	\$2,598	\$0
					Total			\$3,945	\$0
Service Area / Fund	Previous	FY2023	FY2024	FY2025	FY2026	FY2027	FY2028	Total	
Specialized State and Federal									
MPO RSTP	\$0	\$0	\$0	\$0	\$329	\$300	\$2,138	\$2,768	

ROUTE: 0678	PROJECT NAME (NEW)				PROGRAM/SYSTEM		MPO Area		
UPC: T26696	#SGR23VB - RTE 678 WEST PROV RD (FED ID 5328) BR				Secondary		Richmond		
Jurisdiction:	Chesterfield County						Start (CY)	Budget	Expenditure
Description:					PE		2022	\$1,758	\$0
Scope:	Bridge Replacement w/o Added Capacity				RW		2025	\$867	\$0
					CN		2025	\$7,890	\$0
					Total			\$10,515	\$0
Service Area / Fund	Previous	FY2023	FY2024	FY2025	FY2026	FY2027	FY2028	Total	
State of Good Repair									
Federal	\$0	\$0	\$0	\$0	\$4,000	\$3,758	\$0	\$7,758	
State	\$0	\$0	\$0	\$0	\$0	\$0	\$2,758	\$2,758	
TOTAL	\$0	\$0	\$0	\$0	\$4,000	\$3,758	\$2,758	\$10,515	

ROUTE: 0693	PROJECT NAME (NEW)				PROGRAM/SYSTEM		MPO Area		
UPC: T26965	#BF - RTE 693 - BRIDGE REPLACEMENT (OFF SYSTEM)				Secondary		Richmond		
Street Name:	FLANNIGAN MILL RD						Start (CY)	Budget	Expenditure
Jurisdiction:	Hanover County				PE				
Description:	FROM: 1.30 MILES to RTE 619 TO: .95 MILES to RTE 606 (0.5000 MI)				RW				
Scope:	Bridge Replacement w/o Added Capacity				CN		2026	\$3,694	\$0
					Total			\$3,694	\$0
Service Area / Fund	Previous	FY2023	FY2024	FY2025	FY2026	FY2027	FY2028	Total	
Specialized State and Federal									
Federal	\$0	\$3,516	\$178	\$0	\$0	\$0	\$0	\$3,694	

ROUTE: 0701	PROJECT NAME				PROGRAM/SYSTEM		MPO Area		
UPC: 114956	Rt. 701-Upgrade Flashing Lights&Gates&Add CWT Predictors				Rail		NonMPO		
Street Name:	Rt. 701 / Bruceville Rd.						Start (CY)	Budget	Expenditure
Jurisdiction:	Lunenburg County				PE		2023	\$25	\$0
Description:	FROM: .2 Mi. South of Rt. 728 TO: at BBRR Crossing DOT #715151S				RW				
Scope:	Rail/Highway Crossing				CN		2024	\$260	\$0
							Total	\$285	\$0
Service Area / Fund	Previous	FY2023	FY2024	FY2025	FY2026	FY2027	FY2028	Total	
Specialized State and Federal									
Federal	\$0	\$285	\$0	\$0	\$0	\$0	\$0	\$285	

ROUTE: 0711	PROJECT NAME				PROGRAM/SYSTEM		MPO Area		
UPC: 90931	#SMART18 - ROUTE 711 - INTERSECTION IMPROVEMENTS				Secondary		Richmond		
Street Name:	HUGUENOT TRAIL						Start (CY)	Budget	Expenditure
Jurisdiction:	Powhatan County				PE		2017	\$625	\$606
Description:	FROM: 0.0823 Miles West of Proposed Route 607 TO: 0.1402 Miles East of Proposed Route 607 (0.2225 MI)				RW		2019	\$1,304	\$1,157
Scope:	Reconstruction w/ Added Capacity				CN		2021	\$1,754	\$403
							Total	\$3,683	\$2,166
Service Area / Fund	Previous	FY2023	FY2024	FY2025	FY2026	FY2027	FY2028	Total	
District Grant Program									
Federal	\$1,487	\$0	\$0	\$0	\$0	\$0	\$0	\$1,487	
State	\$1,928	\$0	\$0	\$0	\$0	\$0	\$0	\$1,928	
Specialized State and Federal									
State	\$22	\$0	\$0	\$0	\$0	\$0	\$0	\$22	
Legacy CN Formula									
State	\$245	\$0	\$0	\$0	\$0	\$0	\$0	\$245	
TOTAL	\$3,683	\$0	\$0	\$0	\$0	\$0	\$0	\$3,683	

ROUTE: 0722	PROJECT NAME				PROGRAM/SYSTEM		MPO Area		
UPC: 112927	Rt.722-Upgrade Flashing Lights and gates w CWT Predictors				Rail		NonMPO		
Street Name:	Burlington Dr						Start (CY)	Budget	Expenditure
Jurisdiction:	Mecklenburg County				PE		2023	\$50	\$0
Description:	FROM: 84 Ft W of Rt 784 TO: at BBRR Crossing#715133U				RW				
Scope:	Rail/Highway Crossing				CN		2024	\$235	\$0
							Total	\$285	\$0
Service Area / Fund	Previous	FY2023	FY2024	FY2025	FY2026	FY2027	FY2028	Total	
Specialized State and Federal									
Federal	\$0	\$285	\$0	\$0	\$0	\$0	\$0	\$285	

ROUTE: 0724	PROJECT NAME (NEW)		PROGRAM/SYSTEM				MPO Area	
UPC: 121529	#SGR23VB- RTE 724 SPRUCE AVE (FED ID 23260) CR		Secondary				Richmond	
Street Name:	SPRUCE AVENUE		Start (CY)		Budget	Expenditure		
Jurisdiction:	Chesterfield County		PE	2026	\$1,177	\$0		
Description:	FROM: 0.05 miles FR 10 TO: .10 miles Dead End		RW	2028	\$657	\$0		
Scope:	Bridge Replacement w/o Added Capacity		CN	2029	\$4,552	\$0		
			Total		\$6,386	\$0		
Service Area / Fund	Previous	FY2023	FY2024	FY2025	FY2026	FY2027	FY2028	Total
State of Good Repair								
Federal	\$0	\$0	\$0	\$0	\$0	\$0	\$106	\$106
State	\$0	\$0	\$0	\$0	\$2,000	\$2,193	\$2,088	\$6,281
TOTAL	\$0	\$0	\$0	\$0	\$2,000	\$2,193	\$2,193	\$6,386

ROUTE: 0726	PROJECT NAME		PROGRAM/SYSTEM				MPO Area	
UPC: 115783	Rivermont Road Sidewalk		Secondary				Tri-Cities	
Street Name:	Rivermont Road		Start (CY)		Budget	Expenditure		
Jurisdiction:	Chesterfield County		PE	2022	\$159	\$0		
Description:	FROM: Enon Church Rd TO: Walnut Drive (0.2200 MI)		RW	2024	\$351	\$0		
Scope:	Facilities for Pedestrians and Bicycles		CN	2026	\$642	\$0		
			Total		\$1,152	\$0		
Service Area / Fund	Previous	FY2023	FY2024	FY2025	FY2026	FY2027	FY2028	Total
Specialized State and Federal								
MPO RSTP	\$0	\$159	\$0	\$351	\$308	\$334	\$0	\$1,152

ROUTE: 0727	PROJECT NAME (NEW)		PROGRAM/SYSTEM				MPO Area	
UPC: 121392	Alverser /Old Buckingham Roundabout		Secondary				Richmond	
Street Name:	Alverser Drive		Start (CY)		Budget	Expenditure		
Jurisdiction:	Chesterfield County		PE	2027	\$692	\$0		
Description:	FROM: intersection of Alverser Drive TO: Old Buckingham Road		RW	2029	\$872	\$0		
Scope:	Safety		CN	2029	\$3,236	\$0		
			Total		\$4,800	\$0		
Service Area / Fund	Previous	FY2023	FY2024	FY2025	FY2026	FY2027	FY2028	Total
Revenue Sharing								
State	\$0	\$0	\$0	\$886	\$800	\$0	\$0	\$1,686
Local	\$0	\$0	\$0	\$886	\$800	\$0	\$0	\$1,686
TOTAL	\$0	\$0	\$0	\$1,772	\$1,600	\$0	\$0	\$3,372

ROUTE: 0746	PROJECT NAME (NEW)		PROGRAM/SYSTEM				MPO Area	
UPC: T26697	#SGR23VB - RTE 746 ENON CHURCH RD (FED 5341) CR		Secondary				Tri-Cities	
Jurisdiction:	Chesterfield County		Start (CY)		Budget	Expenditure		
Description:			PE	2022	\$1,177	\$0		
Scope:	Bridge Replacement w/o Added Capacity		RW	2025	\$532	\$0		
			CN	2025	\$4,086	\$0		
			Total		\$5,795	\$0		
Service Area / Fund	Previous	FY2023	FY2024	FY2025	FY2026	FY2027	FY2028	Total
State of Good Repair								
Federal	\$0	\$0	\$0	\$0	\$2,000	\$2,397	\$0	\$4,397
State	\$0	\$0	\$0	\$0	\$0	\$0	\$1,397	\$1,397
TOTAL	\$0	\$0	\$0	\$0	\$2,000	\$2,397	\$1,397	\$5,795

ROUTE:	0746	PROJECT NAME	PROGRAM/SYSTEM					MPO Area		
UPC:	112660	RTE 746 (N. Enon Ch Rd, Rt 10-Meadowville Tech Pk) WIDENING	Secondary					Tri-Cities		
Street Name:	N. Enon Church Road						Start (CY)	Budget	Expenditure	
Jurisdiction:	Chesterfield County						PE	2025	\$657	\$0
Description:	FROM: Route 10 TO: Meadowville Technology Parkway (0.7300 MI)						RW	2026	\$922	\$0
Scope:	Reconstruction w/ Added Capacity						CN	2027	\$2,636	\$0
							Total		\$4,215	\$0
Service Area / Fund	Previous	FY2023	FY2024	FY2025	FY2026	FY2027	FY2028	Total		
Specialized State and Federal										
MPO RSTP	\$0	\$0	\$0	\$0	\$657	\$2,340	\$1,263	\$4,260		

ROUTE:	0746	PROJECT NAME	PROGRAM/SYSTEM					MPO Area		
UPC:	118951	Enon Church Road at Bermuda Orchard Road - Ped Improvements	Secondary					Tri-Cities		
Street Name:	Enon Church Road						Start (CY)	Budget	Expenditure	
Jurisdiction:	Chesterfield County						PE	2026	\$360	\$0
Description:	FROM: Enon Church Road TO: Bermuda Crossing Drive						RW	2028	\$119	\$0
Scope:	Facilities for Pedestrians and Bicycles						CN	2029	\$497	\$0
							Total		\$976	\$0
Service Area / Fund	Previous	FY2023	FY2024	FY2025	FY2026	FY2027	FY2028	Total		
Specialized State and Federal										
MPO CMAQ	\$0	\$0	\$0	\$0	\$426	\$774	\$0	\$1,200		

ROUTE:	0770	PROJECT NAME	PROGRAM/SYSTEM					MPO Area		
UPC:	115784	Meadowdale Blvd (Dalebrook Drive to Beulah Rd) Ped-Bike Imps	Primary					Richmond		
Street Name:	Meadowdale Blvd						Start (CY)	Budget	Expenditure	
Jurisdiction:	Chesterfield County						PE	2021	\$500	\$42
Description:	FROM: Dalebrook Drive TO: Beulah Road						RW	2023	\$500	\$0
Scope:	Facilities for Pedestrians and Bicycles						CN	2025	\$2,660	\$0
							Total		\$3,660	\$42
Service Area / Fund	Previous	FY2023	FY2024	FY2025	FY2026	FY2027	FY2028	Total		
Specialized State and Federal										
MPO CMAQ	\$500	\$500	\$0	\$2,660	\$0	\$0	\$0	\$3,660		

ROUTE:	1121	PROJECT NAME (NEW)	PROGRAM/SYSTEM					MPO Area		
UPC:	121734	ETTRICK TRAIN STA REVITALIZATION-BESSIE LANE REALIGN & RECON	Secondary					Tri-Cities		
Jurisdiction:	Chesterfield County						Start (CY)	Budget	Expenditure	
Description:	FROM: INT WITH RTE 1107 (E RIVER RD) TO: 0.11 MI W OF RTE 1107 (E RIVER RD)						PE		\$385	\$0
Scope:							RW		\$1,338	\$0
							CN		\$2,156	\$0
							Total		\$3,879	\$0
Service Area / Fund	Previous	FY2023	FY2024	FY2025	FY2026	FY2027	FY2028	Total		
Earmarks										
Federal	\$0	\$1,000	\$0	\$0	\$0	\$0	\$0	\$1,000		

ROUTE: 1144	PROJECT NAME (NEW)					PROGRAM/SYSTEM	MPO Area			
UPC: 121196	#SGR23VP F23 SGR Plant Mix Richmond Dist. PM4S-964-F23					Primary	NonMPO			
Street Name:	Various						Start (CY)	Budget	Expenditure	
Jurisdiction:	Richmond District-wide						PE			
Description:	FROM: Various TO: Various (0.4300 MI)						RW			
Scope:	Resurfacing						CN	2023	\$2,032	\$0
							Total		\$2,032	\$0
Service Area / Fund	Previous	FY2023	FY2024	FY2025	FY2026	FY2027	FY2028	Total		
State of Good Repair										
Federal	\$0	\$1,000	\$0	\$0	\$0	\$0	\$0	\$0	\$1,000	
State	\$0	\$1,032	\$0	\$0	\$0	\$0	\$0	\$0	\$1,032	
TOTAL	\$0	\$2,032	\$0	\$0	\$0	\$0	\$0	\$0	\$2,032	

ROUTE: 1775	PROJECT NAME					PROGRAM/SYSTEM	MPO Area			
UPC: 113846	Early Settlers Rd Sidewalk: Robious Rd to Hospital/Park					Secondary	Richmond			
Street Name:	Early Settlers Rd						Start (CY)	Budget	Expenditure	
Jurisdiction:	Chesterfield County						PE	2021	\$270	\$92
Description:	FROM: Robious Road TO: Hospital/Huguenot (0.2500 MI)						RW	2023	\$150	\$0
Scope:	Facilities for Pedestrians and Bicycles						CN	2024	\$750	\$0
							Total		\$1,170	\$92
Service Area / Fund	Previous	FY2023	FY2024	FY2025	FY2026	FY2027	FY2028	Total		
Specialized State and Federal										
Federal	\$150	\$0	\$0	\$0	\$0	\$0	\$0	\$0	\$150	
MPO RSTP	\$270	\$0	\$750	\$0	\$0	\$0	\$0	\$0	\$1,020	
TOTAL	\$420	\$0	\$750	\$0	\$0	\$0	\$0	\$0	\$1,170	

ROUTE: 2099	PROJECT NAME					PROGRAM/SYSTEM	MPO Area			
UPC: 111715	#SMART18 - Courthouse Rd Tr (Salem Ch Rd to Cts Complex Rd)					Secondary	Richmond			
Street Name:	COURTHOUSE ROAD						Start (CY)	Budget	Expenditure	
Jurisdiction:	Chesterfield County						PE	2018	\$245	\$222
Description:	FROM: 0.07 MI West of Rte. 4795 (COURT COMPLEX ROAD) TO: Rte. 642 (SALEM CHURCH ROAD) (0.9300 MI)						RW	2020	\$10	\$2
Scope:	Safety						CN	2021	\$986	\$679
							Total		\$1,241	\$904
Service Area / Fund	Previous	FY2023	FY2024	FY2025	FY2026	FY2027	FY2028	Total		
District Grant Program										
State	\$1,241	\$0	\$0	\$0	\$0	\$0	\$0	\$0	\$1,241	

ROUTE: 2560	PROJECT NAME (NEW)					PROGRAM/SYSTEM	MPO Area			
UPC: 121399	Edenberry Drive/Farnham Drive Mini-Roundabout					Secondary	Richmond			
Street Name:	Edenberry Drive						Start (CY)	Budget	Expenditure	
Jurisdiction:	Chesterfield County						PE	2027	\$105	\$0
Description:	FROM: Edenberry Drive TO: Farnham Drive (0.0200 MI)						RW	2029	\$117	\$0
Scope:	Safety						CN	2029	\$825	\$0
							Total		\$1,047	\$0
Service Area / Fund	Previous	FY2023	FY2024	FY2025	FY2026	FY2027	FY2028	Total		
Revenue Sharing										
State	\$0	\$0	\$0	\$220	\$229	\$0	\$0	\$0	\$449	
Local	\$0	\$0	\$0	\$220	\$229	\$0	\$0	\$0	\$449	
TOTAL	\$0	\$0	\$0	\$440	\$458	\$0	\$0	\$0	\$898	

ROUTE: 4700		PROJECT NAME				PROGRAM/SYSTEM		MPO Area	
UPC:	114200	INSTALL SIDEWALK - DEER RUN ROAD - CHESTERFIELD				Secondary		Richmond	
Street Name:	Deer Run Drive					Start (CY)	Budget	Expenditure	
Jurisdiction:	Chesterfield County					PE	2020	\$160	\$107
Description:	FROM: Chital Drive TO: Key Deer Drive (0.2120 MI)					RW	2022	\$115	\$0
Scope:	Safety					CN	2023	\$675	\$0
						Total		\$950	\$107
Service Area / Fund	Previous	FY2023	FY2024	FY2025	FY2026	FY2027	FY2028	Total	
VA Safety Funds									
Federal	\$50	\$0	\$50	\$0	\$0	\$0	\$0	\$0	\$100
Specialized State and Federal									
Federal	\$450	\$0	\$0	\$0	\$0	\$0	\$0	\$0	\$450
State	\$400	\$0	\$0	\$0	\$0	\$0	\$0	\$0	\$400
TOTAL	\$900	\$0	\$50	\$0	\$0	\$0	\$0	\$0	\$950

ROUTE: 7516		PROJECT NAME				PROGRAM/SYSTEM		MPO Area	
UPC:	117055	Ridgefield Parkway Sidewalk				Secondary		Richmond	
Street Name:	Ridgefield Parkway					Start (CY)	Budget	Expenditure	
Jurisdiction:	Henrico County					PE	2025	\$191	\$0
Description:	FROM: Lauderdale Drive TO: Gayton Road (0.3000 MI)					RW	2027	\$253	\$0
Scope:	Facilities for Pedestrians and Bicycles					CN	2028	\$886	\$0
						Total		\$1,330	\$0
Service Area / Fund	Previous	FY2023	FY2024	FY2025	FY2026	FY2027	FY2028	Total	
Revenue Sharing									
State	\$96	\$133	\$0	\$0	\$0	\$0	\$0	\$0	\$229
Local	\$96	\$133	\$0	\$0	\$0	\$0	\$0	\$0	\$229
TOTAL	\$191	\$266	\$0	\$0	\$0	\$0	\$0	\$0	\$457

ROUTE: 7518		PROJECT NAME				PROGRAM/SYSTEM		MPO Area	
UPC:	117051	N Parham Road Sidewalk				Secondary		Richmond	
REPORT NOTE: Balance to be provided by locality									
Street Name:	N. Parham Road					Start (CY)	Budget	Expenditure	
Jurisdiction:	Henrico County					PE	2025	\$15	\$0
Description:	FROM: Weldon Drive TO: Holly Hill Road (0.2000 MI)					RW	2027	\$3	\$0
Scope:	Facilities for Pedestrians and Bicycles					CN	2028	\$773	\$0
						Total		\$790	\$0
Service Area / Fund	Previous	FY2023	FY2024	FY2025	FY2026	FY2027	FY2028	Total	
Revenue Sharing									
State	\$7	\$304	\$0	\$0	\$0	\$0	\$0	\$0	\$311
Local	\$7	\$304	\$0	\$0	\$0	\$0	\$0	\$0	\$311
TOTAL	\$15	\$608	\$0	\$0	\$0	\$0	\$0	\$0	\$623

ROUTE: 7526	PROJECT NAME				PROGRAM/SYSTEM		MPO Area		
UPC: 114957	Hungary Rd.-Upgrade Existing Flashing Lights and Gates				Rail		Richmond		
Street Name:	Hungary Rd.						Start (CY)	Budget	Expenditure
Jurisdiction:	Henrico County				PE	2022	\$57	\$3	
Description:	FROM: 158 ft West of Oakview Ave. TO: At CSXRR Crossing DOT#860437F				RW				
Scope:	Rail/Highway Crossing				CN	2023	\$375	\$0	
					Total		\$432	\$3	
Service Area / Fund	Previous	FY2023	FY2024	FY2025	FY2026	FY2027	FY2028	Total	
Specialized State and Federal									
Federal	\$137	\$280	\$0	\$0	\$0	\$0	\$0	\$417	
Match	\$15	\$0	\$0	\$0	\$0	\$0	\$0	\$15	
TOTAL	\$152	\$280	\$0	\$0	\$0	\$0	\$0	\$432	

ROUTE: 7555	PROJECT NAME				PROGRAM/SYSTEM		MPO Area		
UPC: 117049	S. Laburnum/Route 5 Intersection Improvements				Secondary		Richmond		
REPORT NOTE: Balance to be provided by locality									
Street Name:	S. Laburnum Ave						Start (CY)	Budget	Expenditure
Jurisdiction:	Henrico County				PE	2025	\$79	\$0	
Description:	FROM: .05 MI N of Rte 5 (New Market Rd) TO: Rte 5 (New Market Rd) (0.0500 MI)				RW	2027	\$23	\$0	
Scope:	Reconstruction w/o Added Capacity				CN	2028	\$189	\$0	
					Total		\$290	\$0	
Service Area / Fund	Previous	FY2023	FY2024	FY2025	FY2026	FY2027	FY2028	Total	
Revenue Sharing									
State	\$39	\$75	\$0	\$0	\$0	\$0	\$0	\$114	
Local	\$39	\$75	\$0	\$0	\$0	\$0	\$0	\$114	
TOTAL	\$79	\$150	\$0	\$0	\$0	\$0	\$0	\$228	

ROUTE: 7555	PROJECT NAME				PROGRAM/SYSTEM		MPO Area		
UPC: 117053	E. Laburnum Avenue Sidewalk				Secondary		Richmond		
REPORT NOTE: Balance to be provided by locality									
Street Name:	E. Laburnum Avenue						Start (CY)	Budget	Expenditure
Jurisdiction:	Henrico County				PE	2025	\$6	\$0	
Description:	FROM: Mechanicsville Turnpike TO: Ronnie Avenue (0.0700 MI)				RW	2027	\$3	\$0	
Scope:	Facilities for Pedestrians and Bicycles				CN	2028	\$450	\$0	
					Total		\$459	\$0	
Service Area / Fund	Previous	FY2023	FY2024	FY2025	FY2026	FY2027	FY2028	Total	
Revenue Sharing									
State	\$3	\$178	\$0	\$0	\$0	\$0	\$0	\$181	
Local	\$3	\$178	\$0	\$0	\$0	\$0	\$0	\$181	
TOTAL	\$6	\$355	\$0	\$0	\$0	\$0	\$0	\$362	

ROUTE: 7573		PROJECT NAME				PROGRAM/SYSTEM		MPO Area	
UPC:	113294	#SGR21LB - East Richmond Rd over Gillies Creek - BR Replace				Primary		Richmond	
REPORT NOTE: Revised estimate and/or schedule required									
Street Name:	East Richmond Road					Start (CY)	Budget	Expenditure	
Jurisdiction:	Richmond					PE	2018	\$575	\$99
Description:	FROM: Inman Road TO: Jennie Scheer Road (0.1000 MI)					RW	2022	\$260	\$0
Scope:	Bridge Replacement w/o Added Capacity					CN	2023	\$2,215	\$0
						Total		\$3,050	\$99
Service Area / Fund	Previous	FY2023	FY2024	FY2025	FY2026	FY2027	FY2028	Total	
State of Good Repair									
State	\$0	\$950	\$302	\$0	\$0	\$0	\$0	\$0	\$1,252
Revenue Sharing									
State	\$479	\$571	\$0	\$0	\$0	\$0	\$0	\$0	\$1,050
Local	\$479	\$571	\$0	\$0	\$0	\$0	\$0	\$0	\$1,050
TOTAL	\$959	\$2,091	\$302	\$0	\$0	\$0	\$0	\$0	\$3,352

ROUTE: 7573		PROJECT NAME				PROGRAM/SYSTEM		MPO Area	
UPC:	113296	East Richmond Rd over Stony Run - Bridge Replacement				Primary		Richmond	
Street Name:	East Richmond Road					Start (CY)	Budget	Expenditure	
Jurisdiction:	Richmond					PE	2018	\$575	\$101
Description:	FROM: Inman Road TO: Jennie Scheer Road (0.1000 MI)					RW	2022	\$260	\$0
Scope:	Bridge Replacement w/o Added Capacity					CN	2022	\$2,215	\$0
						Total		\$3,050	\$101
Service Area / Fund	Previous	FY2023	FY2024	FY2025	FY2026	FY2027	FY2028	Total	
Revenue Sharing									
State	\$329	\$771	\$0	\$0	\$0	\$0	\$0	\$0	\$1,100
Local	\$329	\$771	\$0	\$0	\$0	\$0	\$0	\$0	\$1,100
Other Funds									
Other	\$247	\$0	\$0	\$0	\$0	\$0	\$0	\$0	\$247
TOTAL	\$906	\$1,541	\$0	\$0	\$0	\$0	\$0	\$0	\$2,447

ROUTE: 7609		PROJECT NAME				PROGRAM/SYSTEM		MPO Area	
UPC:	111716	#SMART18 - RICHMOND-HENRICO TURNPIKE -- SOUTH SGM				Secondary		Richmond	
Street Name:	RICHMOND-HENRICO TURNPIKE					Start (CY)	Budget	Expenditure	
Jurisdiction:	Henrico County					PE	2017	\$1,645	\$51
Description:	FROM: LABURNUM AVENUE TO: HUMMINGBIRD RD (1.1490 MI)					RW	2021	\$4,484	\$1
Scope:	Reconstruction w/ Added Capacity					CN	2023	\$12,513	\$0
						Total		\$18,642	\$52
Service Area / Fund	Previous	FY2023	FY2024	FY2025	FY2026	FY2027	FY2028	Total	
High Priority Projects									
Federal	\$0	\$0	\$2,032	\$0	\$0	\$0	\$0	\$0	\$2,032
State	\$3,529	\$520	\$0	\$0	\$0	\$0	\$0	\$0	\$4,049
District Grant Program									
Federal	\$1,479	\$0	\$0	\$0	\$0	\$0	\$0	\$0	\$1,479
State	\$1,631	\$2,481	\$0	\$0	\$0	\$0	\$0	\$0	\$4,112
Other Funds									
Other	\$6,970	\$0	\$0	\$0	\$0	\$0	\$0	\$0	\$6,970
TOTAL	\$13,608	\$3,001	\$2,032	\$0	\$0	\$0	\$0	\$0	\$18,642

ROUTE: 7618	PROJECT NAME				PROGRAM/SYSTEM			MPO Area
UPC: 113263	Creighton Road Improvements and Sidewalk				Urban			Richmond
REPORT NOTE: Project identified for accelerated completion.								
Street Name:	Creighton Road				Start (CY)		Budget	Expenditure
Jurisdiction:	Henrico County				PE	2019	\$1,325	\$13
Description:	FROM: 0.144 MI. E of Laburnum Avenue TO: 0.113 MI W of Sandy Lane (0.6320 MI)				RW	2020	\$0	\$0
Scope:	Reconstruction w/o Added Capacity				CN	2022	\$9,701	\$0
					Total	\$11,026		\$13
Service Area / Fund	Previous	FY2023	FY2024	FY2025	FY2026	FY2027	FY2028	Total
Revenue Sharing								
State	\$453	\$1,314	\$1,016	\$0	\$0	\$0	\$0	\$2,782
Local	\$453	\$1,314	\$1,016	\$0	\$0	\$0	\$0	\$2,782
Other Funds								
Other	\$5,462	\$0	\$0	\$0	\$0	\$0	\$0	\$5,462
TOTAL	\$6,367	\$2,627	\$2,032	\$0	\$0	\$0	\$0	\$11,026

ROUTE: 7645	PROJECT NAME				PROGRAM/SYSTEM			MPO Area
UPC: 113833	Three Chopt Rd Sidewalk Impr. (Dinwiddie Ave to Bexhill Rd)				Secondary			Richmond
Street Name:	Three Chopt Rd				Start (CY)		Budget	Expenditure
Jurisdiction:	Henrico County				PE	2019	\$265	\$135
Description:	FROM: Bexhill Rd TO: Dinwiddie Avenue (0.4260 MI)				RW	2021	\$224	\$107
Scope:	Facilities for Pedestrians and Bicycles				CN	2022	\$1,676	\$0
					Total	\$2,165		\$242
Service Area / Fund	Previous	FY2023	FY2024	FY2025	FY2026	FY2027	FY2028	Total
Specialized State and Federal								
MPO RSTP	\$1,389	\$900	\$0	\$0	\$0	\$0	\$0	\$2,289

ROUTE: 7649	PROJECT NAME				PROGRAM/SYSTEM			MPO Area
UPC: 117043	Ridge Road Sidewalk - Phase 1				Secondary			Richmond
REPORT NOTE: Project identified for accelerated completion; Balance to be provided by locality								
Street Name:	Ridge Road				Start (CY)		Budget	Expenditure
Jurisdiction:	Henrico County				PE	2022	\$37	\$1
Description:	FROM: Old Providence Circle TO: N. RidgeRoad (0.4200 MI)				RW	2024	\$3	\$0
Scope:	Facilities for Pedestrians and Bicycles				CN	2025	\$1,983	\$0
					Total	\$2,022		\$1
Service Area / Fund	Previous	FY2023	FY2024	FY2025	FY2026	FY2027	FY2028	Total
Revenue Sharing								
State	\$19	\$345	\$0	\$0	\$0	\$0	\$0	\$364
Local	\$19	\$345	\$0	\$0	\$0	\$0	\$0	\$364
Other Funds								
Other	\$1,295	\$0	\$0	\$0	\$0	\$0	\$0	\$1,295
TOTAL	\$1,332	\$690	\$0	\$0	\$0	\$0	\$0	\$2,022

ROUTE: 7649	PROJECT NAME				PROGRAM/SYSTEM			MPO Area
UPC: 117045	Ridge Road Sidewalk Phase 2				Secondary			Richmond
REPORT NOTE: Balance to be provided by locality								
Street Name:	Ridge Rd				Start (CY)		Budget	Expenditure
Jurisdiction:	Henrico County				PE	2025	\$460	\$0
Description:	FROM: Old Providence Circle TO: N. Parham Road (0.5400 MI)				RW	2027	\$703	\$0
Scope:	Facilities for Pedestrians and Bicycles				CN	2028	\$2,231	\$0
Total							\$3,393	\$0
Service Area / Fund	Previous	FY2023	FY2024	FY2025	FY2026	FY2027	FY2028	Total
Revenue Sharing								
State	\$230	\$209	\$209	\$750	\$822	\$0	\$0	\$2,219
Local	\$230	\$209	\$209	\$750	\$822	\$0	\$0	\$2,219
TOTAL	\$460	\$418	\$418	\$1,500	\$1,643	\$0	\$0	\$4,439

ROUTE: 7663	PROJECT NAME				PROGRAM/SYSTEM			MPO Area
UPC: 117039	Maude Trevvett Elementary Connection - Sidewalk				Secondary			Richmond
REPORT NOTE: Balance to be provided by locality								
Street Name:	Woodman Rd				Start (CY)		Budget	Expenditure
Jurisdiction:	Henrico County				PE	2025	\$0	\$0
Description:	FROM: Trevvett Drive TO: Carters Bridge Place (0.1000 MI)				RW	2027	\$153	\$0
Scope:	Facilities for Pedestrians and Bicycles				CN	2028	\$353	\$0
Total							\$506	\$0
Service Area / Fund	Previous	FY2023	FY2024	FY2025	FY2026	FY2027	FY2028	Total
Revenue Sharing								
State	\$60	\$139	\$0	\$0	\$0	\$0	\$0	\$200
Local	\$60	\$139	\$0	\$0	\$0	\$0	\$0	\$200
TOTAL	\$121	\$278	\$0	\$0	\$0	\$0	\$0	\$399

ROUTE: 7665	PROJECT NAME				PROGRAM/SYSTEM			MPO Area
UPC: 113280	Pump Road Sidewalk Improvements				Secondary			Richmond
REPORT NOTE: Project identified for accelerated completion								
Street Name:	Pump Road				Start (CY)		Budget	Expenditure
Jurisdiction:	Henrico County				PE	2018	\$12	\$10
Description:	FROM: Hazel Tree Drive TO: Kingsbury Court (0.4400 MI)				RW	2019	\$30	\$25
Scope:	Facilities for Pedestrians and Bicycles				CN	2021	\$1,558	\$389
Total							\$1,600	\$425
Service Area / Fund	Previous	FY2023	FY2024	FY2025	FY2026	FY2027	FY2028	Total
Revenue Sharing								
State	\$800	\$247	\$0	\$0	\$0	\$0	\$0	\$1,047
Local	\$800	\$247	\$0	\$0	\$0	\$0	\$0	\$1,047
TOTAL	\$1,600	\$494	\$0	\$0	\$0	\$0	\$0	\$2,094

ROUTE: 7685	PROJECT NAME (NEW)				PROGRAM/SYSTEM		MPO Area		
UPC: 121402	Greenwood Road Improvements Phase 1				Secondary		Richmond		
Street Name:	Greenwood Road						Start (CY)	Budget	Expenditure
Jurisdiction:	Henrico County				PE		2027	\$1,415	\$0
Description:	FROM: Woodman/Greenwood Roundabout TO: 500' west of Branch Road (1.0400 MI)				RW		2030	\$3,308	\$0
Scope:	Facilities for Pedestrians and Bicycles				CN		2031	\$10,157	\$0
					Total			\$14,880	\$0
Service Area / Fund	Previous	FY2023	FY2024	FY2025	FY2026	FY2027	FY2028	Total	
Revenue Sharing									
State	\$0	\$0	\$0	\$2,000	\$2,165	\$0	\$0	\$4,165	
Local	\$0	\$0	\$0	\$2,000	\$2,165	\$0	\$0	\$4,165	
TOTAL	\$0	\$0	\$0	\$4,000	\$4,330	\$0	\$0	\$8,330	

ROUTE: 9000	PROJECT NAME				PROGRAM/SYSTEM		MPO Area		
UPC: 119072	#SMART22 - Ashcake Road Pedestrian Improvements				Urban		Richmond		
Street Name:	Ashcake Road						Start (CY)	Budget	Expenditure
Jurisdiction:	Ashland				PE		2022	\$716	\$8
Description:	FROM: Rt. 1 (Washington Highway) TO: Maple Street (0.6000 MI)				RW		2024	\$1,262	\$0
Scope:	Facilities for Pedestrians and Bicycles				CN		2025	\$2,644	\$0
					Total			\$4,622	\$8
Service Area / Fund	Previous	FY2023	FY2024	FY2025	FY2026	FY2027	FY2028	Total	
District Grant Program									
State	\$1,500	\$1,500	\$1,602	\$0	\$0	\$0	\$0	\$4,602	
Other Funds									
Other	\$20	\$0	\$0	\$0	\$0	\$0	\$0	\$20	
TOTAL	\$1,520	\$1,500	\$1,602	\$0	\$0	\$0	\$0	\$4,622	

ROUTE: 9002	PROJECT NAME				PROGRAM/SYSTEM		MPO Area		
UPC: 109308	#HB2.FY17 PETERSBURG STATION - PARK AND RIDE PARKING DECK				Other		Tri-Cities		
Street Name:	Union Street						Start (CY)	Budget	Expenditure
Jurisdiction:	Petersburg				PE		2019	\$900	\$1,548
Description:	FROM: ON W WASHINGTON ST TO: AT UNION ST				RW				
Scope:	Other				CN		2020	\$7,100	\$482
					Total			\$8,000	\$2,030
Service Area / Fund	Previous	FY2023	FY2024	FY2025	FY2026	FY2027	FY2028	Total	
District Grant Program									
State	\$6,588	\$1,412	\$0	\$0	\$0	\$0	\$0	\$8,000	

ROUTE: 9024	PROJECT NAME				PROGRAM/SYSTEM		MPO Area		
UPC: 100501	Route 1 and Westover Avenue intersection				Urban		Tri-Cities		
Street Name:	Westover Avenue						Start (CY)	Budget	Expenditure
Jurisdiction:	Colonial Heights				PE		2018	\$147	\$153
Description:	FROM: Route 1 TO: .2 miles east of Route 1 (0.2000 MI)				RW		2021	\$200	\$73
Scope:	Safety				CN		2022	\$738	\$0
					Total			\$1,085	\$226
Service Area / Fund	Previous	FY2023	FY2024	FY2025	FY2026	FY2027	FY2028	Total	
Specialized State and Federal									
MPO CMAQ	\$857	\$228	\$0	\$0	\$0	\$0	\$0	\$1,085	

ROUTE: 9026	PROJECT NAME				PROGRAM/SYSTEM		MPO Area		
UPC: 99194	Branders Bridge Road and Route 1 - intersection improvement				Urban		Tri-Cities		
Street Name:	Branders Bridge Road						Start (CY)	Budget	Expenditure
Jurisdiction:	Colonial Heights				PE		2020	\$126	\$109
Description:	FROM: west of Route 1 TO: Route 1 (0.1000 MI)				RW		2021	\$100	\$18
Scope:	Resurfacing				CN		2022	\$403	\$0
							Total	\$629	\$127
Service Area / Fund	Previous	FY2023	FY2024	FY2025	FY2026	FY2027	FY2028	Total	
Specialized State and Federal									
MPO CMAQ	\$299	\$330	\$0	\$0	\$0	\$0	\$0	\$629	

ROUTE: 9030	PROJECT NAME				PROGRAM/SYSTEM		MPO Area		
UPC: 101288	LAKEVIEW AVE - MINOR WIDENING				Urban		Tri-Cities		
Street Name:	LAKEVIEW AVENUE						Start (CY)	Budget	Expenditure
Jurisdiction:	Colonial Heights				PE		2011	\$673	\$665
Description:	FROM: BRIJIDAN LN TO: RTE 1 (BOULEVARD) (0.4000 MI)				RW		2014	\$357	\$357
Scope:	Reconstruction w/o Added Capacity				CN		2020	\$7,133	\$3
							Total	\$8,163	\$1,024
Service Area / Fund	Previous	FY2023	FY2024	FY2025	FY2026	FY2027	FY2028	Total	
Specialized State and Federal									
MPO RSTP	\$4,505	\$1,217	\$1,241	\$449	\$0	\$0	\$0	\$7,413	
Other Funds									
Other	\$750	\$0	\$0	\$0	\$0	\$0	\$0	\$750	
TOTAL	\$5,256	\$1,217	\$1,241	\$449	\$0	\$0	\$0	\$8,163	

ROUTE: 9035	PROJECT NAME				PROGRAM/SYSTEM		MPO Area		
UPC: 102836	CITY OF COLONIAL HEIGHTS - SRTS - COL HTS MS - SIDEWALK				Urban		Tri-Cities		
Street Name:	CONDUIT ROAD, COLONIAL/LAFAYETTE/ELKO AVES						Start (CY)	Budget	Expenditure
Jurisdiction:	Colonial Heights				PE		2012	\$55	\$35
Description:	FROM: Center Avenue TO: Lynchburg				RW				
Scope:	Safety				CN		2016	\$199	\$0
							Total	\$254	\$35
Service Area / Fund	Previous	FY2023	FY2024	FY2025	FY2026	FY2027	FY2028	Total	
Specialized State and Federal									
Federal	\$91	\$64	\$0	\$0	\$0	\$0	\$0	\$155	
MPO TAP	\$0	\$64	\$0	\$0	\$0	\$0	\$0	\$64	
Other Funds									
Other	\$0	\$32	\$0	\$0	\$0	\$0	\$0	\$32	
TOTAL	\$91	\$160	\$0	\$0	\$0	\$0	\$0	\$251	

ROUTE: 9999	PROJECT NAME (NEW)				PROGRAM/SYSTEM		MPO Area			
UPC: T27072	#BF - CITY OF RICHMOND IJA OVERLAYS/BRIDGE PRESERVATION				Urban		Richmond			
Jurisdiction:	Richmond						Start (CY)	Budget	Expenditure	
Description:	FROM: 0.10 Mi. to 41st. St. TO: 0.10 Mi. to Ash St.				PE			\$0	\$0	
Scope:	Bridge Rehab w/o Added Capacity				RW			\$0	\$0	
							CN	2024	\$1,060	\$0
							Total	\$1,060	\$0	
Service Area / Fund	Previous	FY2023	FY2024	FY2025	FY2026	FY2027	FY2028	Total		
Specialized State and Federal										
Federal	\$0	\$1,060	\$0	\$0	\$0	\$0	\$0	\$1,060		

ROUTE: 9999	PROJECT NAME				PROGRAM/SYSTEM			MPO Area
UPC: T25331	RSTP SUPPLEMENT FOR MPO PLANNING STAFF SALARIES -- FY27				Other			Tri-Cities
Street Name: VARIOUS								
Jurisdiction: Multi-jurisdictional: Tri-Cities MPO								
Description:								
Scope: Other								
Service Area / Fund	Previous	FY2023	FY2024	FY2025	FY2026	FY2027	FY2028	Total
Specialized State and Federal								
MPO RSTP	\$0	\$0	\$0	\$0	\$0	\$45	\$0	\$45

ROUTE: 9999	PROJECT NAME				PROGRAM/SYSTEM			MPO Area
UPC: T25330	RSTP SUPPLEMENT FOR MPO PLANNING STAFF SALARIES -- FY26				Other			Tri-Cities
Street Name: VARIOUS								
Jurisdiction: Multi-jurisdictional: Tri-Cities MPO								
Description:								
Scope: Other								
Service Area / Fund	Previous	FY2023	FY2024	FY2025	FY2026	FY2027	FY2028	Total
Specialized State and Federal								
MPO RSTP	\$0	\$0	\$0	\$0	\$45	\$0	\$0	\$45

ROUTE: 9999	PROJECT NAME				PROGRAM/SYSTEM			MPO Area
UPC: T21766	RICHMOND DGP DEALLOCATION BALANCE ENTRY				Other			NonMPO
Jurisdiction: Richmond District-wide								
Description:								
Scope:								
Service Area / Fund	Previous	FY2023	FY2024	FY2025	FY2026	FY2027	FY2028	Total
District Grant Program								
Federal	\$0	\$0	\$0	\$2,055	\$0	\$0	\$0	\$2,055
State	\$6,064	\$0	\$245	\$0	\$0	\$0	\$0	\$6,309
TOTAL	\$6,064	\$0	\$245	\$2,055	\$0	\$0	\$0	\$8,364

ROUTE: 9999	PROJECT NAME				PROGRAM/SYSTEM			MPO Area
UPC: T15989	#HB2.FY17 HIGHWAY CONST DISTRICT GRANT PRGM - RICHMOND				Other			NonMPO
Jurisdiction: Richmond District-wide								
Description:								
Scope:								
Service Area / Fund	Previous	FY2023	FY2024	FY2025	FY2026	FY2027	FY2028	Total
District Grant Program								
Federal	\$0	\$0	\$0	\$0	\$1,000	\$2,130	\$32,000	\$35,130
State	\$4,351	\$0	\$0	\$14,976	\$17,416	\$25,708	\$17,981	\$80,432
TOTAL	\$4,351	\$0	\$0	\$14,976	\$18,416	\$27,838	\$49,981	\$115,562

ROUTE: 9999	PROJECT NAME				PROGRAM/SYSTEM			MPO Area
UPC: T13914	#SGR Richmond - VDOT SGR Bridge - Balance Entry				Other			NonMPO
Jurisdiction:	Richmond District-wide							
Description:	FROM: various TO: various							
Scope:	Other							
Service Area / Fund	Previous	FY2023	FY2024	FY2025	FY2026	FY2027	FY2028	Total
State of Good Repair								
Federal	\$0	\$0	\$4,221	\$4,086	\$1,096	\$3,410	\$16,786	\$29,600
State	\$1,791	\$0	\$6,002	\$692	\$1,738	\$280	\$2,356	\$12,860
TOTAL	\$1,791	\$0	\$10,223	\$4,778	\$2,834	\$3,691	\$19,142	\$42,459

ROUTE: 9999	PROJECT NAME				PROGRAM/SYSTEM			MPO Area
UPC: T13515	#SGR Richmond - VDOT SGR Paving - Balance Entry				Other			NonMPO
Jurisdiction:	Richmond District-wide							
Description:	FROM: various TO: various							
Scope:	Other							
Service Area / Fund	Previous	FY2023	FY2024	FY2025	FY2026	FY2027	FY2028	Total
State of Good Repair								
Federal	\$0	\$0	\$3,672	\$0	\$0	\$0	\$0	\$3,672
State	\$4,801	\$0	\$1,199	\$5,290	\$5,248	\$5,172	\$5,179	\$26,889
TOTAL	\$4,801	\$0	\$4,871	\$5,290	\$5,248	\$5,172	\$5,179	\$30,561

ROUTE: 9999	PROJECT NAME				PROGRAM/SYSTEM			MPO Area
UPC: T9634	#SGR Richmond - Local SGR Bridge - Balance Entry				Other			NonMPO
Jurisdiction:	Richmond District-wide							
Description:								
Scope:								
Service Area / Fund	Previous	FY2023	FY2024	FY2025	FY2026	FY2027	FY2028	Total
State of Good Repair								
Federal	\$1,047	\$0	\$0	\$499	\$0	\$0	\$0	\$1,546
State	\$1,646	\$0	\$0	\$0	\$0	\$0	\$1,032	\$2,678
TOTAL	\$2,693	\$0	\$0	\$499	\$0	\$0	\$1,032	\$4,224

ROUTE: 9999	PROJECT NAME				PROGRAM/SYSTEM			MPO Area
UPC: T9633	#SGR Richmond - Local SGR Paving - Balance Entry				Other			NonMPO
Jurisdiction:	Richmond District-wide							
Description:								
Scope:								
Service Area / Fund	Previous	FY2023	FY2024	FY2025	FY2026	FY2027	FY2028	Total
State of Good Repair								
State	\$146	\$0	\$2,435	\$2,645	\$2,624	\$2,586	\$2,589	\$13,027

ROUTE: 9999	PROJECT NAME				PROGRAM/SYSTEM			MPO Area
UPC: T204	Nonattainment Area				Transit			Tri-Cities
Street Name:	DEQ/MRAQC							
Jurisdiction:	Petersburg							
Description:	Tri-Cities MPO Air Quality Maintenance Area							
Scope:	Other							
Service Area / Fund	Previous	FY2023	FY2024	FY2025	FY2026	FY2027	FY2028	Total
Specialized State and Federal								
Federal	\$122	\$0	\$0	\$0	\$0	\$0	\$0	\$122
Match	\$10	\$0	\$0	\$0	\$0	\$0	\$0	\$10
MPO CMAQ	\$368	\$35	\$35	\$35	\$35	\$35	\$35	\$578
MPO RSTP	\$40	\$0	\$0	\$0	\$0	\$0	\$0	\$40
TOTAL	\$540	\$35	\$35	\$35	\$35	\$35	\$35	\$750

ROUTE: 9999	PROJECT NAME				PROGRAM/SYSTEM			MPO Area
UPC: T203	Regionwide Air Pollution Reduction Program - Ridefinders				Transit			Richmond
Street Name:	Compool Inc.(Ridefinders)							
Jurisdiction:	Richmond							
Description:	Regionwide Air Pollution Reduction Program							
Scope:	Transit							
Service Area / Fund	Previous	FY2023	FY2024	FY2025	FY2026	FY2027	FY2028	Total
Specialized State and Federal								
Federal	\$5,533	\$0	\$0	\$0	\$0	\$0	\$0	\$5,533
Match	\$141	\$0	\$0	\$0	\$0	\$0	\$0	\$141
MPO CMAQ	\$9,933	\$509	\$509	\$500	\$0	\$0	\$0	\$11,451
MPO RSTP	\$563	\$0	\$0	\$0	\$0	\$0	\$0	\$563
TOTAL	\$16,170	\$509	\$509	\$500	\$0	\$0	\$0	\$17,688

ROUTE: 9999	PROJECT NAME				PROGRAM/SYSTEM			MPO Area		
UPC: 15958	COMMERCE ROAD - WIDENING				Urban			Richmond		
Street Name:	COMMERCE ROAD						Start (CY)	Budget	Expenditure	
Jurisdiction:	Richmond						PE	1997	\$2,476	\$2,374
Description:	FROM: BELLS ROAD (SOUTH JUNCTION) TO: 0.13 Mile N. of BELLEMEADE ROAD (1.8780 MI)						RW	2014	\$236	\$236
Scope:	Reconstruction w/ Added Capacity						CN	2021	\$28,310	\$0
							Total		\$31,023	\$2,611
Service Area / Fund	Previous	FY2023	FY2024	FY2025	FY2026	FY2027	FY2028	Total		
Specialized State and Federal										
Match	\$137	\$0	\$0	\$0	\$0	\$0	\$0	\$137		
MPO RSTP	\$6,283	\$1,310	\$1,017	\$0	\$0	\$0	\$0	\$8,610		
Local	\$16	\$0	\$0	\$0	\$0	\$0	\$0	\$16		
Legacy CN Formula										
Federal	\$5,636	\$0	\$0	\$0	\$0	\$0	\$0	\$5,636		
Match	\$141	\$0	\$0	\$0	\$0	\$0	\$0	\$141		
Other Funds										
Other	\$16,483	\$0	\$0	\$0	\$0	\$0	\$0	\$16,483		
TOTAL	\$28,696	\$1,310	\$1,017	\$0	\$0	\$0	\$0	\$31,023		

ROUTE: 9999	PROJECT NAME				PROGRAM/SYSTEM		MPO Area		
UPC: 50529	RTE 9999 (THREE CHOPT ROAD) WIDEN TO 4 LANES				Secondary		Richmond		
REPORT NOTE: MPO project, Revised schedule/estimate required.									
Street Name:	THREE CHOPT ROAD						Start (CY)	Budget	Expenditure
Jurisdiction:	Henrico County				PE				
Description:	FROM: 1.076 Mi W INT. COX ROAD TO: 0.241 MI E INT. GASKINS ROAD (2.1740 MI)				RW	2014	\$7,412	\$2,139	
Scope:	Reconstruction w/ Added Capacity				CN	2023	\$23,406	\$0	
					Total		\$30,819	\$2,139	
Service Area / Fund	Previous	FY2023	FY2024	FY2025	FY2026	FY2027	FY2028	Total	
Specialized State and Federal									
Match	\$678	\$0	\$0	\$0	\$0	\$0	\$0	\$678	
MPO RSTP	\$16,909	\$4,782	\$0	\$0	\$0	\$0	\$0	\$21,691	
Other Funds									
Other	\$8,449	\$0	\$0	\$0	\$0	\$0	\$0	\$8,449	
TOTAL	\$26,036	\$4,782	\$0	\$0	\$0	\$0	\$0	\$30,819	

ROUTE: 9999	PROJECT NAME				PROGRAM/SYSTEM		MPO Area	
UPC: 70719	RICHMOND MPO CMAQ BALANCE ENTRY				Other		Richmond	
Jurisdiction:	Richmond District-wide							
Description:								
Scope:								
Service Area / Fund	Previous	FY2023	FY2024	FY2025	FY2026	FY2027	FY2028	Total
Specialized State and Federal								
MPO CMAQ	\$5,890	\$0	\$177	\$852	\$1,737	\$2,657	\$3,613	\$14,927

ROUTE: 9999	PROJECT NAME				PROGRAM/SYSTEM		MPO Area	
UPC: 70721	RICHMOND MPO REGIONAL STP (RSTP) BALANCE ENTRY				Other		Richmond	
Jurisdiction:	Richmond District-wide							
Description:								
Scope:								
Service Area / Fund	Previous	FY2023	FY2024	FY2025	FY2026	FY2027	FY2028	Total
Specialized State and Federal								
MPO RSTP	\$1,049	\$2,250	\$2,309	\$2,355	\$4,805	\$7,352	\$9,999	\$30,118

ROUTE: 9999	PROJECT NAME				PROGRAM/SYSTEM		MPO Area	
UPC: 99581	Project Prescoping - Richmond				Other		Richmond	
Street Name:	Various							
Jurisdiction:	Richmond District-wide							
Description:	FROM: Various TO: Various							
Scope:	Preliminary Engineering							
Service Area / Fund	Previous	FY2023	FY2024	FY2025	FY2026	FY2027	FY2028	Total
Research & Planning								
State	\$11,844	\$1,253	\$0	\$0	\$0	\$0	\$0	\$13,098

ROUTE: 9999		PROJECT NAME				PROGRAM/SYSTEM		MPO Area	
UPC: 102966		GOVERNMENT RD - RECONSTRUCTION				Urban		Richmond	
REPORT NOTE: Balance to be provided by locality									
Street Name: GOVERNMENT ROAD						Start (CY)		Budget	Expenditure
Jurisdiction: Richmond						PE 2012		\$200	\$47
Description: AT CHIMBORAZO HILL						RW			
Scope: Reconstruction w/o Added Capacity						CN 2026		\$1,800	\$0
						Total		\$2,000	\$47
Service Area / Fund	Previous	FY2023	FY2024	FY2025	FY2026	FY2027	FY2028	Total	
Revenue Sharing									
State	\$250	\$0	\$0	\$900	\$900	\$0	\$0	\$2,050	
Local	\$250	\$0	\$0	\$900	\$900	\$0	\$0	\$2,050	
TOTAL	\$500	\$0	\$0	\$1,800	\$1,800	\$0	\$0	\$4,100	

ROUTE: 9999		PROJECT NAME				PROGRAM/SYSTEM		MPO Area	
UPC: 104148		SADLER RD - RECONSTRUCTION				Secondary		Richmond	
Street Name: SADLER ROAD						Start (CY)		Budget	Expenditure
Jurisdiction: Henrico County						PE			
Description: FROM: 0.005 MI WEST OF DOMINION BLVD TO: 0.030 MI EAST OF CEDAR FOREST ROAD (1.8830 MI)						RW 2019		\$7,735	\$6,773
Scope: Reconstruction w/o Added Capacity						CN 2023		\$19,371	\$0
						Total		\$27,107	\$6,773
Service Area / Fund	Previous	FY2023	FY2024	FY2025	FY2026	FY2027	FY2028	Total	
Specialized State and Federal									
Match	\$515	\$0	\$0	\$0	\$0	\$0	\$0	\$515	
MPO RSTP	\$3,534	\$2,824	\$9,335	\$0	\$0	\$0	\$0	\$15,692	
Legacy CN Formula									
Federal	\$8,248	\$0	\$0	\$0	\$0	\$0	\$0	\$8,248	
Revenue Sharing									
State	\$0	\$146	\$146	\$0	\$0	\$0	\$0	\$291	
Local	\$0	\$146	\$146	\$0	\$0	\$0	\$0	\$291	
Other Funds									
Other	\$5,290	\$0	\$0	\$0	\$0	\$0	\$0	\$5,290	
TOTAL	\$17,587	\$3,115	\$9,626	\$0	\$0	\$0	\$0	\$30,328	

ROUTE: 9999		PROJECT NAME				PROGRAM/SYSTEM		MPO Area	
UPC: 104281		DEEPWATER TERMINAL RD - EXTEND EXISTING ROADWAY				Urban		Richmond	
Street Name: DEEPWATER TERMINAL ROAD						Start (CY)		Budget	Expenditure
Jurisdiction: Richmond						PE 2013		\$502	\$205
Description: FROM: END EXISTING DEEPWATER TERMINAL RD TO: GOODES ST (0.6900 MI)						RW 2018		\$676	\$56
Scope: New Construction Roadway						CN 2022		\$4,280	\$0
						Total		\$5,458	\$261
Service Area / Fund	Previous	FY2023	FY2024	FY2025	FY2026	FY2027	FY2028	Total	
Specialized State and Federal									
MPO RSTP	\$3,795	\$1,234	\$0	\$0	\$0	\$0	\$0	\$5,029	
Revenue Sharing									
State	\$1,125	\$0	\$0	\$0	\$0	\$0	\$0	\$1,125	
Local	\$1,125	\$0	\$0	\$0	\$0	\$0	\$0	\$1,125	
Other Funds									
Other	\$132	\$0	\$0	\$0	\$0	\$0	\$0	\$132	
TOTAL	\$6,177	\$1,234	\$0	\$0	\$0	\$0	\$0	\$7,411	

ROUTE: 9999		PROJECT NAME				PROGRAM/SYSTEM		MPO Area	
UPC: 104888		#SGR23LB - RT 360 - REPLACE MAYO BRIDGE				Urban		Richmond	
REPORT NOTE: CVTA approved \$5M in funding 04/29/2022.									
Street Name: MAYO BRIDGE						Start (CY)		Budget	Expenditure
Jurisdiction: Richmond						PE	2018	\$5,945	\$268
Description: EAST 14TH STREET @ JAMES RIVER (0.2600 MI)						RW		\$2,264	\$0
Scope: Bridge Rehab w/o Added Capacity						CN	2023	\$81,791	\$0
						Total		\$90,000	\$268
Service Area / Fund	Previous	FY2023	FY2024	FY2025	FY2026	FY2027	FY2028	Total	
State of Good Repair									
Federal	\$1,175	\$0	\$0	\$995	\$0	\$0	\$0	\$2,170	
State	\$1,750	\$4,293	\$5,834	\$7,764	\$9,184	\$9,052	\$8,031	\$45,908	
Specialized State and Federal									
Federal	\$414	\$0	\$1,408	\$12,078	\$11,385	\$0	\$0	\$25,286	
MPO RSTP	\$4,511	\$0	\$2,022	\$0	\$0	\$0	\$0	\$6,533	
Earmarks									
Federal	\$0	\$5,000	\$0	\$0	\$0	\$0	\$0	\$5,000	
Other Funds									
Other	\$104	\$0	\$0	\$0	\$0	\$0	\$0	\$104	
TOTAL	\$7,954	\$9,293	\$9,264	\$20,837	\$20,570	\$9,052	\$8,031	\$85,001	

ROUTE: 9999		PROJECT NAME				PROGRAM/SYSTEM		MPO Area	
UPC: 109194		#SMART20 - N. PARHAM RD TRAFFIC SIGNAL AND SIDEWALK PROJECT				Secondary		Richmond	
REPORT NOTE: Balance to be addressed at RW authorization									
Street Name: N. Parham Road						Start (CY)		Budget	Expenditure
Jurisdiction: Henrico County						PE	2019	\$760	\$452
Description: FROM: Homeview Drive TO: Skipwith Road (0.4800 MI)						RW	2024	\$1,433	\$0
Scope: Safety						CN	2026	\$3,051	\$0
						Total		\$5,245	\$452
Service Area / Fund	Previous	FY2023	FY2024	FY2025	FY2026	FY2027	FY2028	Total	
District Grant Program									
Federal	\$812	\$0	\$0	\$0	\$0	\$0	\$0	\$812	
State	\$189	\$334	\$0	\$0	\$0	\$0	\$0	\$523	
Specialized State and Federal									
MPO RSTP	\$1,536	\$115	\$0	\$0	\$840	\$1,215	\$0	\$3,706	
Other Funds									
Other	\$581	\$0	\$0	\$0	\$0	\$0	\$0	\$581	
TOTAL	\$3,117	\$449	\$0	\$0	\$840	\$1,215	\$0	\$5,621	

ROUTE: 9999		PROJECT NAME				PROGRAM/SYSTEM		MPO Area	
UPC: 109265		ASHLAND ST EXTENSION				Urban		Tri-Cities	
Street Name: Ashland Street						Start (CY)		Budget	Expenditure
Jurisdiction: Hopewell						PE	2019	\$1,766	\$95
Description: FROM: COURTHOUSE RD TO: COLONIAL DRIVE (0.2500 MI)						RW	2024	\$4,936	\$0
Scope: New Construction Roadway						CN	2025	\$9,997	\$0
						Total		\$16,699	\$95
Service Area / Fund	Previous	FY2023	FY2024	FY2025	FY2026	FY2027	FY2028	Total	
Specialized State and Federal									
MPO RSTP	\$763	\$0	\$419	\$1,821	\$2,046	\$265	\$0	\$5,315	

ROUTE: 9999	PROJECT NAME				PROGRAM/SYSTEM		MPO Area	
UPC: 109305	#HB2.FY17 W BROADWAY ST - UPGRADE SIGNAL & PED IMPROVEMENTS				Urban		Tri-Cities	
REPORT NOTE: Locally Administered								
Street Name:	WEST BROADWAY STREET					Start (CY)	Budget	Expenditure
Jurisdiction:	Hopewell				PE	2017	\$89	\$89
Description:	FROM: 0.10 MI W OF 21ST AVE TO: 0.10 MI E OF 21ST AVE				RW			
Scope:	Safety				CN	2018	\$471	\$411
					Total		\$560	\$500
Service Area / Fund	Previous	FY2023	FY2024	FY2025	FY2026	FY2027	FY2028	Total
District Grant Program								
Federal/State	\$128	\$0	\$0	\$0	\$0	\$0	\$0	\$128
State	\$372	\$0	\$0	\$0	\$0	\$0	\$0	\$372
Other Funds								
Other	\$60	\$0	\$0	\$0	\$0	\$0	\$0	\$60
TOTAL	\$560	\$0	\$0	\$0	\$0	\$0	\$0	\$560

ROUTE: 9999	PROJECT NAME				PROGRAM/SYSTEM		MPO Area	
UPC: 109311	#HB2.FY17 LABURNUM AVE - IMPROVE INTERCHANGE AT RTE 195				Urban		Richmond	
Street Name:	LABURNUM AVENUE					Start (CY)	Budget	Expenditure
Jurisdiction:	Richmond				PE	2017	\$457	\$452
Description:	FROM: 0.019 MI W RTE 195 SB OFF RAMP TO: 0.105 MI E RTE195 NB OFF RAMP (0.1940 MI)				RW	2019	\$0	\$0
Scope:	Safety				CN	2020	\$1,712	\$1,642
					Total		\$2,169	\$2,094
Service Area / Fund	Previous	FY2023	FY2024	FY2025	FY2026	FY2027	FY2028	Total
High Priority Projects								
Federal	\$1,985	\$0	\$0	\$0	\$0	\$0	\$0	\$1,985
State	\$183	\$0	\$0	\$0	\$0	\$0	\$0	\$183
TOTAL	\$2,169	\$0	\$0	\$0	\$0	\$0	\$0	\$2,169

ROUTE: 9999	PROJECT NAME				PROGRAM/SYSTEM		MPO Area	
UPC: 110833	INSTALL PEDESTRIAN ACCOMMODATIONS - DISTRICTWIDE				Other		Richmond	
Jurisdiction:	Richmond District-wide					Start (CY)	Budget	Expenditure
Description:	FROM: VARIOUS LOCATIONS TO: VARIOUS LOCATIONS				PE	2022	\$500	\$0
Scope:	Safety				RW			
					CN	2025	\$1,430	\$0
					Total		\$1,930	\$0
Service Area / Fund	Previous	FY2023	FY2024	FY2025	FY2026	FY2027	FY2028	Total
VA Safety Funds								
Federal	\$0	\$500	\$0	\$1,430	\$0	\$0	\$0	\$1,930

ROUTE: 9999	PROJECT NAME				PROGRAM/SYSTEM		MPO Area		
UPC: 110836	SYSTEMIC IMPROVEMENTS TO COUNTER ROADWAY DEPARTURE CRASHES				Other		Richmond		
Jurisdiction:	Richmond District-wide						Start (CY)	Budget	Expenditure
Description:	FROM: VARIOUS LOCATIONS TO: VARIOUS LOCATIONS				PE		2022	\$150	\$0
Scope:	Safety				RW		2026	\$170	\$0
					CN		2027	\$3,250	\$0
					Total			\$3,570	\$0
Service Area / Fund	Previous	FY2023	FY2024	FY2025	FY2026	FY2027	FY2028	Total	
VA Safety Funds									
Federal	\$0	\$100	\$868	\$2,602	\$0	\$0	\$0	\$3,570	

ROUTE: 9999	PROJECT NAME				PROGRAM/SYSTEM		MPO Area		
UPC: 110842	SOUTH MESA DR - IMPROVE PEDESTRIAN ACCOMMODATIONS				Urban		Tri-Cities		
Street Name:	SOUTH MESA DR						Start (CY)	Budget	Expenditure
Jurisdiction:	Hopewell				PE		2021	\$104	\$43
Description:	FROM: 0.02 MI S ATLANTIC ST TO: 0.02 MI N ATLANTIC ST (0.0400 MI)				RW		2023	\$0	\$0
Scope:	Safety				CN		2024	\$222	\$0
					Total			\$326	\$43
Service Area / Fund	Previous	FY2023	FY2024	FY2025	FY2026	FY2027	FY2028	Total	
VA Safety Funds									
Federal	\$15	\$5	\$148	\$71	\$0	\$0	\$0	\$239	
Specialized State and Federal									
Federal	\$50	\$0	\$0	\$0	\$0	\$0	\$0	\$50	
Other Funds									
Other	\$37	\$0	\$0	\$0	\$0	\$0	\$0	\$37	
TOTAL	\$102	\$5	\$148	\$71	\$0	\$0	\$0	\$326	

ROUTE: 9999	PROJECT NAME				PROGRAM/SYSTEM		MPO Area		
UPC: 110910	#SMART18 - Parham Rd Pedestrian & Transit Stop Improvements				Secondary		Richmond		
Street Name:	PARHAM ROAD						Start (CY)	Budget	Expenditure
Jurisdiction:	Henrico County				PE		2018	\$182	\$18
Description:	FROM: .46 mi E. of Broad Steet on Parham Road TO: HUNGARY SPRING ROAD (0.5400 MI)				RW		2021	\$53	\$1
Scope:	Safety				CN		2023	\$492	\$0
					Total			\$726	\$19
Service Area / Fund	Previous	FY2023	FY2024	FY2025	FY2026	FY2027	FY2028	Total	
District Grant Program									
Federal	\$425	\$0	\$0	\$0	\$0	\$0	\$0	\$425	
Other Funds									
Other	\$301	\$0	\$0	\$0	\$0	\$0	\$0	\$301	
TOTAL	\$726	\$0	\$0	\$0	\$0	\$0	\$0	\$726	

ROUTE: 9999	PROJECT NAME		PROGRAM/SYSTEM				MPO Area	
UPC: 110971	Hopkins Rd.-Install Concrete Crossing Surface		Rail				Richmond	
Street Name:	Hopkins Rd.		Start (CY)		Budget	Expenditure		
Jurisdiction:	Richmond		PE	2022	\$60	\$7		
Description:	FROM: .15 Mi. West of Rt.1 TO: at CSX RR Crossing 623635A		RW					
Scope:	Rail/Highway Crossing		CN	2023	\$380	\$0		
			Total		\$440	\$7		
Service Area / Fund	Previous	FY2023	FY2024	FY2025	FY2026	FY2027	FY2028	Total
Specialized State and Federal								
Federal	\$227	\$213	\$0	\$0	\$0	\$0	\$0	\$440

ROUTE: 9999	PROJECT NAME		PROGRAM/SYSTEM				MPO Area	
UPC: 111300	#SGR18VB - BRIDGE REHAB 1ST STREET OVER I-95		Primary				Richmond	
Street Name:	1ST STREET		Start (CY)		Budget	Expenditure		
Jurisdiction:	Richmond		PE	2017	\$400	\$396		
Description:	FROM: 0.036 MILE WEST OF I-95 TO: 0.026 MILE EAST OF I-95 (0.0480 MI)		RW		\$54	\$0		
Scope:	Bridge Rehab w/o Added Capacity		CN	2021	\$10,693	\$3,964		
			Total		\$11,146	\$4,360		
Service Area / Fund	Previous	FY2023	FY2024	FY2025	FY2026	FY2027	FY2028	Total
State of Good Repair								
Federal	\$6,200	\$937	\$2,959	\$0	\$0	\$0	\$0	\$10,096
State	\$400	\$0	\$250	\$0	\$0	\$0	\$0	\$650
Specialized State and Federal								
Federal	\$400	\$0	\$0	\$0	\$0	\$0	\$0	\$400
TOTAL	\$7,000	\$937	\$3,209	\$0	\$0	\$0	\$0	\$11,146

ROUTE: 9999	PROJECT NAME		PROGRAM/SYSTEM				MPO Area	
UPC: 111701	#SMART18 - Smart Cities: Centr. Transit SP / EV Preemption		Urban				Richmond	
Street Name:	Broad Street		Start (CY)		Budget	Expenditure		
Jurisdiction:	Richmond		PE	2019	\$219	\$109		
Description:	FROM: various TO: various (0.0600 MI)		RW					
Scope:	Safety		CN	2023	\$3,611	\$0		
			Total		\$3,830	\$109		
Service Area / Fund	Previous	FY2023	FY2024	FY2025	FY2026	FY2027	FY2028	Total
District Grant Program								
Federal	\$371	\$500	\$0	\$0	\$0	\$0	\$0	\$871
State	\$1,040	\$0	\$0	\$0	\$0	\$0	\$0	\$1,040
Other Funds								
Other	\$1,919	\$0	\$0	\$0	\$0	\$0	\$0	\$1,919
TOTAL	\$3,330	\$500	\$0	\$0	\$0	\$0	\$0	\$3,830

ROUTE: 9999		PROJECT NAME				PROGRAM/SYSTEM		MPO Area	
UPC:	111713	#SMART18 - BBC Ph 1 - Bailey Br Conn., Brad McNeer Conn.				Secondary		Richmond	
Street Name:	BAILEY BRIDGE CONNECTOR					Start (CY)	Budget	Expenditure	
Jurisdiction:	Chesterfield County					PE	2018	\$2,000	\$1,275
Description:	FROM: BRAD MC NEER PKWY TO: BAILEY BRIDGE ROAD					RW	2022	\$675	\$0
Scope:	New Construction Roadway					CN	2025	\$22,375	\$0
						Total		\$25,050	\$1,275
Service Area / Fund	Previous	FY2023	FY2024	FY2025	FY2026	FY2027	FY2028	Total	
High Priority Projects									
State	\$13,750	\$0	\$0	\$891	\$3,500	\$3,500	\$0	\$21,641	
Specialized State and Federal									
State	\$1,319	\$0	\$0	\$0	\$0	\$0	\$0	\$1,319	
Other Funds									
Other	\$3,415	\$0	\$0	\$0	\$0	\$0	\$0	\$3,415	
TOTAL	\$18,484	\$0	\$0	\$891	\$3,500	\$3,500	\$0	\$26,375	

ROUTE: 9999		PROJECT NAME				PROGRAM/SYSTEM		MPO Area	
UPC:	111981	#SMART18 - BBC Ph 1-Bailey Br, Brad McNeer-GARVEE Debt Serv				Secondary		Richmond	
Jurisdiction:	Chesterfield County								
Description:									
Scope:									
Service Area / Fund	Previous	FY2023	FY2024	FY2025	FY2026	FY2027	FY2028	Total	
Debt Service									
Federal	\$0	\$0	\$630	\$1,248	\$1,250	\$1,249	\$1,250	\$5,625	

ROUTE: 9999		PROJECT NAME				PROGRAM/SYSTEM		MPO Area	
UPC:	113073	COLUMBIA ST - REPLACE STR				Urban		Richmond	
Street Name:	Columbia Street					Start (CY)	Budget	Expenditure	
Jurisdiction:	Richmond					PE	2019	\$353	\$122
Description:	FROM: CHESTERMAN AVE TO: MIMOSA ST (0.1000 MI)					RW	2021	\$103	\$0
Scope:	Bridge Replacement w/o Added Capacity					CN	2024	\$1,473	\$0
						Total		\$1,928	\$122
Service Area / Fund	Previous	FY2023	FY2024	FY2025	FY2026	FY2027	FY2028	Total	
Revenue Sharing									
State	\$305	\$353	\$142	\$0	\$0	\$0	\$0	\$800	
Local	\$305	\$353	\$142	\$0	\$0	\$0	\$0	\$800	
Other Funds									
Other	\$328	\$0	\$0	\$0	\$0	\$0	\$0	\$328	
TOTAL	\$937	\$706	\$285	\$0	\$0	\$0	\$0	\$1,928	

ROUTE: 9999	PROJECT NAME		PROGRAM/SYSTEM				MPO Area	
UPC: 113260	Bethlehem Rd. Improvements		Secondary				Richmond	
Street Name:	Bethlehem Road		Start (CY)		Budget	Expenditure		
Jurisdiction:	Henrico County		PE	2018	\$500	\$207		
Description:	FROM: Staples Mill Road TO: Libbie Avenue (0.3700 MI)		RW	2021	\$508	\$0		
Scope:	Reconstruction w/o Added Capacity		CN	2023	\$4,416	\$0		
			Total		\$5,424	\$207		
Service Area / Fund	Previous	FY2023	FY2024	FY2025	FY2026	FY2027	FY2028	Total
Revenue Sharing								
State	\$431	\$2,102	\$183	\$0	\$0	\$0	\$0	\$2,716
Local	\$431	\$2,102	\$183	\$0	\$0	\$0	\$0	\$2,716
TOTAL	\$862	\$4,204	\$366	\$0	\$0	\$0	\$0	\$5,433

ROUTE: 9999	PROJECT NAME		PROGRAM/SYSTEM				MPO Area	
UPC: 113281	Hungary Road - Sidewalk		Secondary				Richmond	
Street Name:	Hungary Road Sidewalk		Start (CY)		Budget	Expenditure		
Jurisdiction:	Henrico County		PE	2019	\$414	\$20		
Description:	FROM: Hungary Spring Road TO: Hardings Way Drive (0.8000 MI)		RW	2020	\$100	\$1		
Scope:	Facilities for Pedestrians and Bicycles		CN	2023	\$1,340	\$0		
			Total		\$1,854	\$20		
Service Area / Fund	Previous	FY2023	FY2024	FY2025	FY2026	FY2027	FY2028	Total
Revenue Sharing								
State	\$488	\$439	\$0	\$0	\$0	\$0	\$0	\$927
Local	\$488	\$439	\$0	\$0	\$0	\$0	\$0	\$927
TOTAL	\$975	\$879	\$0	\$0	\$0	\$0	\$0	\$1,854

ROUTE: 9999	PROJECT NAME		PROGRAM/SYSTEM				MPO Area	
UPC: 113290	#SGR21LB RTE 360(HULL ST)-REPL BRIDGE OVER MANCHESTER CANAL		Primary				Richmond	
REPORT NOTE: Revised estimate and/or schedule required								
Street Name:	Hull Street		Start (CY)		Budget	Expenditure		
Jurisdiction:	Richmond		PE	2019	\$990	\$132		
Description:	FROM: MANCHESTER RD TO: E. 1ST STREET (0.0300 MI)		RW	2023	\$213	\$0		
Scope:	Bridge Replacement w/o Added Capacity		CN	2024	\$5,426	\$0		
			Total		\$6,629	\$132		
Service Area / Fund	Previous	FY2023	FY2024	FY2025	FY2026	FY2027	FY2028	Total
State of Good Repair								
State	\$350	\$1,324	\$0	\$0	\$0	\$0	\$0	\$1,674
Revenue Sharing								
State	\$495	\$1,008	\$1,000	\$0	\$0	\$0	\$0	\$2,502
Local	\$495	\$1,008	\$1,000	\$0	\$0	\$0	\$0	\$2,502
TOTAL	\$1,339	\$3,339	\$2,000	\$0	\$0	\$0	\$0	\$6,678

ROUTE: 9999	PROJECT NAME		PROGRAM/SYSTEM				MPO Area	
UPC: 113295	Hey Road Improvements		Primary				Richmond	
Street Name:	Hey Road		Start (CY)		Budget	Expenditure		
Jurisdiction:	Richmond		PE	2021	\$1,045	\$154		
Description:	FROM: Hull Street TO: Walmsley Blvd (0.8300 MI)		RW	2023	\$1,217	\$0		
Scope:	Reconstruction w/o Added Capacity		CN	2025	\$7,085	\$0		
			Total		\$9,347	\$154		
Service Area / Fund	Previous	FY2023	FY2024	FY2025	FY2026	FY2027	FY2028	Total
Revenue Sharing								
State	\$2,850	\$250	\$200	\$0	\$0	\$0	\$0	\$3,300
Local	\$2,850	\$250	\$200	\$0	\$0	\$0	\$0	\$3,300
Other Funds								
Other	\$6,550	\$0	\$0	\$0	\$0	\$0	\$0	\$6,550
TOTAL	\$12,250	\$500	\$400	\$0	\$0	\$0	\$0	\$13,150

ROUTE: 9999	PROJECT NAME		PROGRAM/SYSTEM				MPO Area	
UPC: 113390	#SGR19VB - REPLACE SUPERSTRUCTURE FORT LEE ROAD OVER I-85		Urban				Tri-Cities	
Street Name:	Fort Lee Road		Start (CY)		Budget	Expenditure		
Jurisdiction:	Petersburg		PE	2018	\$600	\$417		
Description:	FROM: 0.13 Mi N. of Boydton Plank Rd TO: 0.50 Mi S. of Dupuy Rd (0.0075 MI)		RW	2024	\$250	\$0		
Scope:	Bridge Rehab w/o Added Capacity		CN	2024	\$3,150	\$0		
			Total		\$4,000	\$417		
Service Area / Fund	Previous	FY2023	FY2024	FY2025	FY2026	FY2027	FY2028	Total
State of Good Repair								
Federal	\$0	\$0	\$1,892	\$0	\$0	\$0	\$0	\$1,892
State	\$1,000	\$1,108	\$0	\$0	\$0	\$0	\$0	\$2,108
TOTAL	\$1,000	\$1,108	\$1,892	\$0	\$0	\$0	\$0	\$4,000

ROUTE: 9999	PROJECT NAME		PROGRAM/SYSTEM				MPO Area	
UPC: 113772	SYSTEMIC SIGNAL TIMING OPTIMIZATION #3 - DISTRICTWIDE		Other				Richmond	
Street Name:	VARIOUS		Start (CY)		Budget	Expenditure		
Jurisdiction:	Richmond District-wide		PE	2022	\$728	\$0		
Description:	FROM: VARIOUS TO: VARIOUS		RW					
Scope:	Safety		CN					
			Total		\$728	\$0		
Service Area / Fund	Previous	FY2023	FY2024	FY2025	FY2026	FY2027	FY2028	Total
VA Safety Funds								
Federal	\$0	\$75	\$653	\$0	\$0	\$0	\$0	\$728

ROUTE: 9999		PROJECT NAME				PROGRAM/SYSTEM		MPO Area	
UPC: 113812		Traffic Control Signals				Urban		Richmond	
Street Name:	Various					Start (CY)		Budget	Expenditure
Jurisdiction:	Richmond					PE	2020	\$155	\$139
Description:	FROM: VARIOUS TO: VARIOUS					RW			
Scope:	Safety					CN	2022	\$1,497	\$0
						Total		\$1,652	\$139
Service Area / Fund	Previous	FY2023	FY2024	FY2025	FY2026	FY2027	FY2028	Total	
VA Safety Funds									
Federal	\$394	\$895	\$0	\$0	\$0	\$0	\$0	\$1,289	
Specialized State and Federal									
Federal	\$155	\$0	\$0	\$0	\$0	\$0	\$0	\$155	
Other Funds									
Other	\$208	\$0	\$0	\$0	\$0	\$0	\$0	\$208	
TOTAL	\$757	\$895	\$0	\$0	\$0	\$0	\$0	\$1,652	

ROUTE: 9999		PROJECT NAME				PROGRAM/SYSTEM		MPO Area	
UPC: 113814		F Roadway Conversions - Citywide Phase II				Other		Richmond	
Street Name:	VARIOUS					Start (CY)		Budget	Expenditure
Jurisdiction:	Richmond					PE	2022	\$150	\$0
Description:	FROM: VARIOUS TO: VARIOUS					RW			
Scope:	Safety					CN	2024	\$1,350	\$0
						Total		\$1,500	\$0
Service Area / Fund	Previous	FY2023	FY2024	FY2025	FY2026	FY2027	FY2028	Total	
VA Safety Funds									
Federal	\$0	\$150	\$0	\$1,350	\$0	\$0	\$0	\$1,500	

ROUTE: 9999		PROJECT NAME				PROGRAM/SYSTEM		MPO Area	
UPC: 113998		SYSTEMIC PEDESTRIAN CROSSING ACCOMMODATIONS - DISTRICTWIDE				Other		Richmond	
Street Name:	VARIOUS					Start (CY)		Budget	Expenditure
Jurisdiction:	Richmond District-wide					PE	2022	\$100	\$0
Description:	FROM: VARIOUS TO: VARIOUS					RW	2026	\$50	\$0
Scope:	Safety					CN	2027	\$534	\$0
						Total		\$684	\$0
Service Area / Fund	Previous	FY2023	FY2024	FY2025	FY2026	FY2027	FY2028	Total	
VA Safety Funds									
Federal	\$0	\$120	\$10	\$554	\$0	\$0	\$0	\$684	

ROUTE: 9999		PROJECT NAME				PROGRAM/SYSTEM		MPO Area	
UPC: 113999		SIDEWALK AND RAMP ACCOMMODATION - DISTRICTWIDE				Other		Richmond	
Street Name:	Midlothian Turnpike					Start (CY)		Budget	Expenditure
Jurisdiction:	Richmond District-wide					PE	2022	\$400	\$0
Description:	FROM: Various Locations TO: Various Locations					RW	2026	\$400	\$0
Scope:	Safety					CN	2027	\$2,804	\$0
						Total		\$3,604	\$0
Service Area / Fund	Previous	FY2023	FY2024	FY2025	FY2026	FY2027	FY2028	Total	
VA Safety Funds									
Federal	\$0	\$400	\$0	\$3,204	\$0	\$0	\$0	\$3,604	

ROUTE: 9999	PROJECT NAME					PROGRAM/SYSTEM		MPO Area		
UPC: 114000	SYSTEMIC LANE DEPARTURE IMPROVEMENTS - DISTRICTWIDE					Other		Richmond		
Jurisdiction: Richmond District-wide								Start (CY)	Budget	Expenditure
Description:						PE	2022	\$100	\$0	
Scope: Safety						RW				
						CN	2025	\$1,522	\$0	
						Total		\$1,622	\$0	
Service Area / Fund	Previous	FY2023	FY2024	FY2025	FY2026	FY2027	FY2028	Total		
VA Safety Funds										
Federal	\$0	\$106	\$0	\$1,516	\$0	\$0	\$0	\$1,622		

ROUTE: 9999	PROJECT NAME					PROGRAM/SYSTEM		MPO Area		
UPC: 115408	#SMART20 - Blvd Shared Use Path to Science Mus BRT Station					Urban		Richmond		
Street Name: Boulevard								Start (CY)	Budget	Expenditure
Jurisdiction: Richmond						PE	2023	\$322	\$0	
Description: FROM: Broad St. TO: N. Boulevard						RW	2025	\$680	\$0	
Scope: Facilities for Pedestrians and Bicycles						CN	2026	\$1,990	\$0	
						Total		\$2,992	\$0	
Service Area / Fund	Previous	FY2023	FY2024	FY2025	FY2026	FY2027	FY2028	Total		
District Grant Program										
State	\$0	\$2,992	\$0	\$0	\$0	\$0	\$0	\$2,992		

ROUTE: 9999	PROJECT NAME					PROGRAM/SYSTEM		MPO Area		
UPC: 115409	#SMART20 - Maury St Streetscape Phase II					Urban		Richmond		
Street Name: Maury Street								Start (CY)	Budget	Expenditure
Jurisdiction: Richmond						PE	2023	\$639	\$0	
Description: FROM: I-95 Roundabout Interchange project TO: Commerce Road						RW	2025	\$374	\$0	
Scope: Facilities for Pedestrians and Bicycles						CN	2027	\$3,605	\$0	
						Total		\$4,618	\$0	
Service Area / Fund	Previous	FY2023	FY2024	FY2025	FY2026	FY2027	FY2028	Total		
District Grant Program										
State	\$0	\$4,618	\$0	\$0	\$0	\$0	\$0	\$4,618		

ROUTE: 9999	PROJECT NAME					PROGRAM/SYSTEM		MPO Area		
UPC: 115410	#SMART20 - Riverfront/Orleans BRT Station Ped Safety/Streets					Urban		Richmond		
Street Name: various								Start (CY)	Budget	Expenditure
Jurisdiction: Richmond						PE	2024	\$283	\$0	
Description: FROM: various TO: various						RW	2025	\$174	\$0	
Scope: Facilities for Pedestrians and Bicycles						CN	2026	\$1,600	\$0	
						Total		\$2,057	\$0	
Service Area / Fund	Previous	FY2023	FY2024	FY2025	FY2026	FY2027	FY2028	Total		
High Priority Projects										
Federal	\$0	\$500	\$300	\$657	\$502	\$0	\$0	\$1,959		
State	\$0	\$0	\$0	\$0	\$98	\$0	\$0	\$98		
TOTAL	\$0	\$500	\$300	\$657	\$600	\$0	\$0	\$2,057		

ROUTE: 9999		PROJECT NAME				PROGRAM/SYSTEM		MPO Area	
UPC:	115411	#SMART20 - N Laburnum Ave Ped and Transit Improvements				Secondary		Richmond	
Street Name:	Laburnum Avenue					Start (CY)	Budget	Expenditure	
Jurisdiction:	Henrico County					PE	2023	\$467	\$0
Description:	FROM: Harvie ES TO: Creighton Rd					RW	2025	\$572	\$0
Scope:	Facilities for Pedestrians and Bicycles					CN	2027	\$2,015	\$0
						Total		\$3,054	\$0
Service Area / Fund	Previous	FY2023	FY2024	FY2025	FY2026	FY2027	FY2028	Total	
District Grant Program									
Federal	\$0	\$0	\$467	\$2,222	\$0	\$0	\$0	\$2,689	
Other Funds									
Other	\$365	\$0	\$0	\$0	\$0	\$0	\$0	\$365	
TOTAL	\$365	\$0	\$467	\$2,222	\$0	\$0	\$0	\$3,054	

ROUTE: 9999		PROJECT NAME				PROGRAM/SYSTEM		MPO Area	
UPC:	115416	#SMART20 Shockoe Bottom BRT Station Ped Safety/Streetscape				Urban		Richmond	
Street Name:	various					Start (CY)	Budget	Expenditure	
Jurisdiction:	Richmond					PE	2023	\$682	\$0
Description:	FROM: various TO: various					RW	2025	\$348	\$0
Scope:	Facilities for Pedestrians and Bicycles					CN	2026	\$3,870	\$0
						Total		\$4,900	\$0
Service Area / Fund	Previous	FY2023	FY2024	FY2025	FY2026	FY2027	FY2028	Total	
High Priority Projects									
Federal	\$0	\$417	\$861	\$850	\$2,688	\$0	\$0	\$4,816	
State	\$0	\$0	\$0	\$0	\$84	\$0	\$0	\$84	
TOTAL	\$0	\$417	\$861	\$850	\$2,772	\$0	\$0	\$4,900	

ROUTE: 9999		PROJECT NAME				PROGRAM/SYSTEM		MPO Area	
UPC:	115555	#SMART20 - Scott's Add BRT Station Ped Safety/Streetscape				Primary		Richmond	
Street Name:	Midlothian Turnpike					Start (CY)	Budget	Expenditure	
Jurisdiction:	Richmond					PE	2024	\$247	\$0
Description:	FROM: various TO: various					RW			
Scope:	Facilities for Pedestrians and Bicycles					CN	2026	\$1,365	\$0
						Total		\$1,612	\$0
Service Area / Fund	Previous	FY2023	FY2024	FY2025	FY2026	FY2027	FY2028	Total	
High Priority Projects									
Federal	\$0	\$300	\$300	\$1,012	\$0	\$0	\$0	\$1,612	

ROUTE: 9999		PROJECT NAME				PROGRAM/SYSTEM		MPO Area	
UPC:	115556	#SMART20 - US 33 Leigh St Streetscape Improvements				Urban		Richmond	
Street Name:	Leigh Street					Start (CY)	Budget	Expenditure	
Jurisdiction:	Richmond					PE	2023	\$277	\$0
Description:	FROM: 4th Street TO: MLK Bridge					RW	2025	\$529	\$0
Scope:	Facilities for Pedestrians and Bicycles					CN	2026	\$5,802	\$0
						Total		\$6,608	\$0
Service Area / Fund	Previous	FY2023	FY2024	FY2025	FY2026	FY2027	FY2028	Total	
District Grant Program									
State	\$0	\$5,353	\$1,255	\$0	\$0	\$0	\$0	\$6,608	

ROUTE: 9999		PROJECT NAME				PROGRAM/SYSTEM		MPO Area	
UPC:	115769	Libbie Avenue Road Diet - Bethlehem Rd to W Broad St				Secondary		Richmond	
Street Name:	Libbie Avenue						Start (CY)	Budget	Expenditure
Jurisdiction:	Henrico County				PE		2021	\$400	\$6
Description:	FROM: Various TO: Various				RW		2023	\$13	\$0
Scope:	Traffic Management/Engineering				CN		2024	\$1,530	\$0
							Total	\$1,943	\$6
Service Area / Fund	Previous	FY2023	FY2024	FY2025	FY2026	FY2027	FY2028	Total	
Specialized State and Federal									
MPO RSTP	\$195	\$0	\$1,530	\$0	\$0	\$0	\$0	\$1,725	
Other Funds									
Other	\$218	\$0	\$0	\$0	\$0	\$0	\$0	\$218	
TOTAL	\$413	\$0	\$1,530	\$0	\$0	\$0	\$0	\$1,943	

ROUTE: 9999		PROJECT NAME				PROGRAM/SYSTEM		MPO Area	
UPC:	115815	I-64 Express Barge Service Expansion				Other		Richmond	
Street Name:	RMT						Start (CY)	Budget	Expenditure
Jurisdiction:	Richmond				PE				
Description:	FROM: RMT TO: RMT				RW				
Scope:	Other				CN		2023	\$3,000	\$0
							Total	\$3,000	\$0
Service Area / Fund	Previous	FY2023	FY2024	FY2025	FY2026	FY2027	FY2028	Total	
Specialized State and Federal									
MPO CMAQ	\$920	\$818	\$658	\$0	\$0	\$0	\$0	\$2,396	

ROUTE: 9999		PROJECT NAME				PROGRAM/SYSTEM		MPO Area	
UPC:	115851	#ITTF20 HANOVER COUNTY SPECIALIZED TRANSIT PROGRAM				Interstate		Richmond	
Jurisdiction:	Hanover County								
Description:	FROM: Various TO: Various								
Scope:	Transit								
Service Area / Fund	Previous	FY2023	FY2024	FY2025	FY2026	FY2027	FY2028	Total	
High Priority Projects									
ITTF	\$150	\$0	\$0	\$0	\$0	\$0	\$0	\$150	

ROUTE: 9999		PROJECT NAME				PROGRAM/SYSTEM		MPO Area	
UPC:	115887	SYSTEMIC CURVE DELINEATION - DISTRICTWIDE				Other		Richmond	
Street Name:	VARIOUS						Start (CY)	Budget	Expenditure
Jurisdiction:	Richmond District-wide				PE		2019	\$350	\$330
Description:	FROM: VARIOUS TO: VARIOUS				RW				
Scope:	Safety				CN		2023	\$2,652	\$0
							Total	\$3,002	\$330
Service Area / Fund	Previous	FY2023	FY2024	FY2025	FY2026	FY2027	FY2028	Total	
VA Safety Funds									
State	\$1,571	\$0	\$0	\$0	\$0	\$0	\$0	\$1,571	
Specialized State and Federal									
Federal	\$187	\$1,244	\$0	\$0	\$0	\$0	\$0	\$1,431	
TOTAL	\$1,758	\$1,244	\$0	\$0	\$0	\$0	\$0	\$3,002	

ROUTE: 9999		PROJECT NAME				PROGRAM/SYSTEM		MPO Area	
UPC:	115888	SYSTEMIC PEDESTRIAN CROSSINGS - DISTRICTWIDE				Other		Richmond	
Street Name:	VARIOUS					Start (CY)		Budget	Expenditure
Jurisdiction:	Richmond District-wide					PE	2020	\$350	\$88
Description:	FROM: VARIOUS TO: VARIOUS					RW			
Scope:	Safety					CN	2024	\$3,337	\$0
						Total		\$3,687	\$88
Service Area / Fund	Previous	FY2023	FY2024	FY2025	FY2026	FY2027	FY2028	Total	
VA Safety Funds									
Federal	\$0	\$1,035	\$1,133	\$0	\$0	\$0	\$0	\$2,168	
State	\$0	\$780	\$0	\$0	\$0	\$0	\$0	\$780	
Specialized State and Federal									
Federal	\$739	\$0	\$0	\$0	\$0	\$0	\$0	\$739	
TOTAL	\$739	\$1,815	\$1,133	\$0	\$0	\$0	\$0	\$3,687	

ROUTE: 9999		PROJECT NAME				PROGRAM/SYSTEM		MPO Area	
UPC:	116692	SYSTEMIC RUMBLE STRIPS - DISTRICTWIDE				Other		Richmond	
Street Name:	VARIOUS					Start (CY)		Budget	Expenditure
Jurisdiction:	Richmond District-wide					PE	2020	\$942	\$192
Description:	FROM: VARIOUS TO: VARIOUS					RW			
Scope:	Safety					CN	2022	\$8,044	\$458
						Total		\$8,985	\$650
Service Area / Fund	Previous	FY2023	FY2024	FY2025	FY2026	FY2027	FY2028	Total	
VA Safety Funds									
Federal	\$1,616	\$0	\$365	\$96	\$0	\$1,508	\$0	\$3,585	
State	\$0	\$1,129	\$0	\$0	\$0	\$0	\$0	\$1,129	
Specialized State and Federal									
Federal	\$4,220	\$0	\$0	\$0	\$0	\$0	\$0	\$4,220	
Match	\$51	\$0	\$0	\$0	\$0	\$0	\$0	\$51	
TOTAL	\$5,888	\$1,129	\$365	\$96	\$0	\$1,508	\$0	\$8,985	

ROUTE: 9999		PROJECT NAME				PROGRAM/SYSTEM		MPO Area	
UPC:	116693	SYSTEMIC UNSIGNALIZED INTERSECTION TREATMENTS - DISTRICTWIDE				Other		Richmond	
Street Name:	VARIOUS					Start (CY)		Budget	Expenditure
Jurisdiction:	Richmond District-wide					PE	2021	\$200	\$55
Description:	FROM: VARIOUS TO: VARIOUS					RW			
Scope:	Safety					CN	2023	\$3,400	\$0
						Total		\$3,600	\$55
Service Area / Fund	Previous	FY2023	FY2024	FY2025	FY2026	FY2027	FY2028	Total	
VA Safety Funds									
Federal	\$515	\$1,886	\$0	\$0	\$0	\$0	\$0	\$2,402	
Specialized State and Federal									
Federal	\$1,198	\$0	\$0	\$0	\$0	\$0	\$0	\$1,198	
TOTAL	\$1,714	\$1,886	\$0	\$0	\$0	\$0	\$0	\$3,600	

ROUTE: 9999	PROJECT NAME				PROGRAM/SYSTEM			MPO Area
UPC: 117034	S. Laburnum Ave SB Sidewalk				Secondary			Richmond
REPORT NOTE: Balance to be provided by locality								
Street Name:	S. Laburnum Avenue				Start (CY)		Budget	Expenditure
Jurisdiction:	Henrico County				PE	2025	\$426	\$0
Description:	FROM: 600-ft south of Gay Avenue TO: Williamsburg Road (0.5900 MI)				RW	2027	\$590	\$0
Scope:	Facilities for Pedestrians and Bicycles				CN	2028	\$1,977	\$0
Total							\$2,992	\$0
Service Area / Fund	Previous	FY2023	FY2024	FY2025	FY2026	FY2027	FY2028	Total
Revenue Sharing								
State	\$213	\$168	\$168	\$0	\$0	\$0	\$0	\$549
Local	\$213	\$168	\$168	\$0	\$0	\$0	\$0	\$549
TOTAL	\$426	\$336	\$336	\$0	\$0	\$0	\$0	\$1,098

ROUTE: 9999	PROJECT NAME				PROGRAM/SYSTEM			MPO Area
UPC: 117040	County-wide Pedestrian Intersection Accommodations				Secondary			Richmond
REPORT NOTE: Balance to be provided by locality								
Jurisdiction:	Henrico County				Start (CY)		Budget	Expenditure
Description:	FROM: Various TO: Various				PE	2025	\$214	\$0
Scope:	Facilities for Pedestrians and Bicycles				RW	2027	\$53	\$0
Total							\$903	\$0
Service Area / Fund	Previous	FY2023	FY2024	FY2025	FY2026	FY2027	FY2028	Total
Revenue Sharing								
State	\$107	\$249	\$0	\$0	\$0	\$0	\$0	\$356
Local	\$107	\$249	\$0	\$0	\$0	\$0	\$0	\$356
TOTAL	\$214	\$498	\$0	\$0	\$0	\$0	\$0	\$712

ROUTE: 9999	PROJECT NAME				PROGRAM/SYSTEM			MPO Area
UPC: 117041	Thalbro Street/ Maywill Street Sidewalk				Secondary			Richmond
REPORT NOTE: Balance to be provided by locality								
Jurisdiction:	Henrico County				Start (CY)		Budget	Expenditure
Description:	FROM: Staples Mill Rd TO: Westmoreland Drive (0.2600 MI)				PE	2025	\$12	\$0
Scope:	Facilities for Pedestrians and Bicycles				RW	2027	\$3	\$0
Total							\$783	\$0
Service Area / Fund	Previous	FY2023	FY2024	FY2025	FY2026	FY2027	FY2028	Total
Revenue Sharing								
State	\$6	\$303	\$0	\$0	\$0	\$0	\$0	\$309
Local	\$6	\$303	\$0	\$0	\$0	\$0	\$0	\$309
TOTAL	\$12	\$605	\$0	\$0	\$0	\$0	\$0	\$617

ROUTE: 9999	PROJECT NAME				PROGRAM/SYSTEM			MPO Area
UPC: 117042	S. Laburnum Ave NB Sidewalk				Secondary			Richmond
REPORT NOTE: Balance to be provided by locality								
Street Name:	S. Laburnum Avenue				Start (CY)		Budget	Expenditure
Jurisdiction:	Henrico County				PE	2025	\$272	\$0
Description:	FROM: Audobon Drive TO: Williamsburg Rd (0.3300 MI)				RW	2027	\$378	\$0
Scope:	Facilities for Pedestrians and Bicycles				CN	2028	\$1,243	\$0
Total							\$1,893	\$0
Service Area / Fund	Previous	FY2023	FY2024	FY2025	FY2026	FY2027	FY2028	Total
Revenue Sharing								
State	\$108	\$224	\$0	\$0	\$0	\$0	\$0	\$332
Local	\$108	\$224	\$0	\$0	\$0	\$0	\$0	\$332
TOTAL	\$217	\$448	\$0	\$0	\$0	\$0	\$0	\$664

ROUTE: 9999	PROJECT NAME				PROGRAM/SYSTEM			MPO Area
UPC: 117044	Monument Ave Sidewalk				Secondary			Richmond
REPORT NOTE: Balance to be provided by locality								
Street Name:	Monument Avenue				Start (CY)		Budget	Expenditure
Jurisdiction:	Henrico County				PE	2025	\$526	\$0
Description:	FROM: Bremo Road TO: Trebov Avenue (0.4900 MI)				RW	2027	\$121	\$0
Scope:	Facilities for Pedestrians and Bicycles				CN	2028	\$2,492	\$0
Total							\$3,139	\$0
Service Area / Fund	Previous	FY2023	FY2024	FY2025	FY2026	FY2027	FY2028	Total
Revenue Sharing								
State	\$263	\$344	\$0	\$0	\$0	\$0	\$0	\$607
Local	\$263	\$344	\$0	\$0	\$0	\$0	\$0	\$607
TOTAL	\$526	\$688	\$0	\$0	\$0	\$0	\$0	\$1,213

ROUTE: 9999	PROJECT NAME				PROGRAM/SYSTEM			MPO Area
UPC: 117046	Shrader Road Sidewalk				Secondary			Richmond
REPORT NOTE: Balance to be provided by locality								
Street Name:	Shrader Road				Start (CY)		Budget	Expenditure
Jurisdiction:	Henrico County				PE	2025	\$283	\$0
Description:	FROM: E. Parham Road TO: Eunice Drive (0.3800 MI)				RW	2027	\$278	\$0
Scope:	Facilities for Pedestrians and Bicycles				CN	2028	\$1,258	\$0
Total							\$1,818	\$0
Service Area / Fund	Previous	FY2023	FY2024	FY2025	FY2026	FY2027	FY2028	Total
Revenue Sharing								
State	\$141	\$181	\$0	\$0	\$0	\$0	\$0	\$323
Local	\$141	\$181	\$0	\$0	\$0	\$0	\$0	\$323
TOTAL	\$283	\$362	\$0	\$0	\$0	\$0	\$0	\$645

ROUTE: 9999	PROJECT NAME				PROGRAM/SYSTEM			MPO Area
UPC: 117048	Lakeside Avenue Bike & Pedestrian Improvements #FLT				Secondary			Richmond
REPORT NOTE: Balance to be provided by locality								
Jurisdiction:	Henrico County				Start (CY)		Budget	Expenditure
Description:	FROM: Brook Road TO: Fairway Ave (0.2500 MI)				PE	2025	\$75	\$0
Scope:	Facilities for Pedestrians and Bicycles				RW	2027	\$3	\$0
					CN	2028	\$2,923	\$0
					Total		\$3,000	\$0
Service Area / Fund	Previous	FY2023	FY2024	FY2025	FY2026	FY2027	FY2028	Total
Revenue Sharing								
State	\$37	\$352	\$352	\$0	\$0	\$0	\$0	\$741
Local	\$37	\$352	\$352	\$0	\$0	\$0	\$0	\$741
TOTAL	\$75	\$704	\$704	\$0	\$0	\$0	\$0	\$1,482

ROUTE: 9999	PROJECT NAME				PROGRAM/SYSTEM			MPO Area
UPC: 117050	Lake Brook Drive Sidewalk				Secondary			Richmond
REPORT NOTE: Balance to be provided by locality								
Jurisdiction:	Henrico County				Start (CY)		Budget	Expenditure
Description:	FROM: Sadler Road TO: Elks Pass Lane (0.1000 MI)				PE	2025	\$42	\$0
Scope:	Facilities for Pedestrians and Bicycles				RW	2027	\$25	\$0
					CN	2028	\$152	\$0
					Total		\$219	\$0
Service Area / Fund	Previous	FY2023	FY2024	FY2025	FY2026	FY2027	FY2028	Total
Revenue Sharing								
State	\$21	\$65	\$0	\$0	\$0	\$0	\$0	\$86
Local	\$21	\$65	\$0	\$0	\$0	\$0	\$0	\$86
TOTAL	\$42	\$130	\$0	\$0	\$0	\$0	\$0	\$173

ROUTE: 9999	PROJECT NAME				PROGRAM/SYSTEM			MPO Area
UPC: 117052	Church Road Sidewalk				Secondary			Richmond
REPORT NOTE: Balance to be provided by locality								
Jurisdiction:	Henrico County				Start (CY)		Budget	Expenditure
Description:	FROM: Three Chopt Road TO: Morgan Run Road (0.2300 MI)				PE	2025	\$13	\$0
Scope:	Facilities for Pedestrians and Bicycles				RW	2027	\$3	\$0
					CN	2028	\$810	\$0
					Total		\$826	\$0
Service Area / Fund	Previous	FY2023	FY2024	FY2025	FY2026	FY2027	FY2028	Total
Revenue Sharing								
State	\$7	\$319	\$0	\$0	\$0	\$0	\$0	\$326
Local	\$7	\$319	\$0	\$0	\$0	\$0	\$0	\$326
TOTAL	\$13	\$638	\$0	\$0	\$0	\$0	\$0	\$651

ROUTE: 9999	PROJECT NAME				PROGRAM/SYSTEM		MPO Area		
UPC: 117054	Pemberton Road Sidewalk				Secondary		Richmond		
Jurisdiction: Henrico County							Start (CY)	Budget	Expenditure
Description: FROM: Pemberton Road Bridge TO: 120 feet south of bridge (0.0200 MI)					PE	2025	\$15	\$0	
Scope: Facilities for Pedestrians and Bicycles					RW				
					CN	2027	\$50	\$0	
					Total		\$65	\$0	
Service Area / Fund	Previous	FY2023	FY2024	FY2025	FY2026	FY2027	FY2028	Total	
Revenue Sharing									
State	\$8	\$18	\$0	\$0	\$0	\$0	\$0	\$26	
Local	\$8	\$18	\$0	\$0	\$0	\$0	\$0	\$26	
TOTAL	\$15	\$36	\$0	\$0	\$0	\$0	\$0	\$51	

ROUTE: 9999	PROJECT NAME				PROGRAM/SYSTEM		MPO Area		
UPC: 117056	Eastridge Road Sidewalk				Secondary		Richmond		
REPORT NOTE: Balance to be provided by locality									
Jurisdiction: Henrico County							Start (CY)	Budget	Expenditure
Description: FROM: N. Parham Road TO: 500 feet east of N. Parham Road (0.1000 MI)					PE	2025	\$11	\$0	
Scope: Facilities for Pedestrians and Bicycles					RW	2027	\$3	\$0	
					CN	2028	\$416	\$0	
					Total		\$429	\$0	
Service Area / Fund	Previous	FY2023	FY2024	FY2025	FY2026	FY2027	FY2028	Total	
Revenue Sharing									
State	\$5	\$164	\$0	\$0	\$0	\$0	\$0	\$169	
Local	\$5	\$164	\$0	\$0	\$0	\$0	\$0	\$169	
TOTAL	\$11	\$328	\$0	\$0	\$0	\$0	\$0	\$338	

ROUTE: 9999	PROJECT NAME				PROGRAM/SYSTEM		MPO Area		
UPC: 117064	Hill Ave and Hooker St Reconstruction				Secondary		Tri-Cities		
Street Name: Hill Ave and Hooker St							Start (CY)	Budget	Expenditure
Jurisdiction: Hopewell					PE	2025	\$40	\$0	
Description: FROM: Hooker Street TO: Jackson Street (0.4000 MI)					RW				
Scope: Reconstruction w/o Added Capacity					CN	2027	\$411	\$0	
					Total		\$451	\$0	
Service Area / Fund	Previous	FY2023	FY2024	FY2025	FY2026	FY2027	FY2028	Total	
Revenue Sharing									
State	\$20	\$206	\$0	\$0	\$0	\$0	\$0	\$226	
Local	\$20	\$206	\$0	\$0	\$0	\$0	\$0	\$226	
TOTAL	\$40	\$411	\$0	\$0	\$0	\$0	\$0	\$451	

ROUTE: 9999	PROJECT NAME				PROGRAM/SYSTEM		MPO Area		
UPC: 117065	Pavement Rehabilitation - Various Local Streets				Urban		Tri-Cities		
Street Name: Various Local Streets - Citywide							Start (CY)	Budget	Expenditure
Jurisdiction: Hopewell					PE	2025	\$17	\$0	
Description: FROM: Various TO: Various					RW				
Scope: Resurfacing					CN	2027	\$1,071	\$0	
					Total		\$1,088	\$0	
Service Area / Fund	Previous	FY2023	FY2024	FY2025	FY2026	FY2027	FY2028	Total	
Revenue Sharing									
State	\$9	\$268	\$268	\$0	\$0	\$0	\$0	\$544	
Local	\$9	\$268	\$268	\$0	\$0	\$0	\$0	\$544	
TOTAL	\$17	\$536	\$536	\$0	\$0	\$0	\$0	\$1,088	

ROUTE: 9999	PROJECT NAME		PROGRAM/SYSTEM				MPO Area	
UPC: 117066	Wagner Ave and Hooker St Reconstruction		Urban				Tri-Cities	
Street Name:	Wagner Ave and Hooker St				Start (CY)	Budget	Expenditure	
Jurisdiction:	Hopewell		PE		2025	\$40	\$0	
Description:	FROM: Hooker Street TO: Jackson Street (0.4000 MI)		RW					
Scope:	Reconstruction w/o Added Capacity		CN		2027	\$411	\$0	
			Total			\$451	\$0	
Service Area / Fund	Previous	FY2023	FY2024	FY2025	FY2026	FY2027	FY2028	Total
Revenue Sharing								
State	\$206	\$20	\$0	\$0	\$0	\$0	\$0	\$226
Local	\$206	\$20	\$0	\$0	\$0	\$0	\$0	\$226
TOTAL	\$411	\$40	\$0	\$0	\$0	\$0	\$0	\$451

ROUTE: 9999	PROJECT NAME		PROGRAM/SYSTEM				MPO Area	
UPC: 117067	Scott's Addition Green Space		Urban				Richmond	
REPORT NOTE: Balance to be provided by locality								
Jurisdiction:	Richmond				Start (CY)	Budget	Expenditure	
Description:	FROM: Roseneath Ave TO: Arthur Ashe Boulevard (0.3200 MI)		PE		2025	\$191	\$0	
Scope:	Facilities for Pedestrians and Bicycles		RW		2027	\$283	\$0	
			CN		2028	\$632	\$0	
			Total			\$1,106	\$0	
Service Area / Fund	Previous	FY2023	FY2024	FY2025	FY2026	FY2027	FY2028	Total
Revenue Sharing								
State	\$96	\$305	\$0	\$0	\$0	\$0	\$0	\$400
Local	\$96	\$305	\$0	\$0	\$0	\$0	\$0	\$400
TOTAL	\$191	\$609	\$0	\$0	\$0	\$0	\$0	\$800

ROUTE: 9999	PROJECT NAME		PROGRAM/SYSTEM				MPO Area	
UPC: 117072	Ridge Road Reconstruction		Urban				Tri-Cities	
Street Name:	Ridge Road				Start (CY)	Budget	Expenditure	
Jurisdiction:	Colonial Heights		PE		2025	\$1	\$0	
Description:	FROM: Ellerslie Avenue TO: Conduit Road (0.6000 MI)		RW					
Scope:	Reconstruction w/o Added Capacity		CN		2027	\$660	\$0	
			Total			\$661	\$0	
Service Area / Fund	Previous	FY2023	FY2024	FY2025	FY2026	FY2027	FY2028	Total
Revenue Sharing								
State	\$1	\$330	\$0	\$0	\$0	\$0	\$0	\$330
Local	\$1	\$330	\$0	\$0	\$0	\$0	\$0	\$330
TOTAL	\$1	\$660	\$0	\$0	\$0	\$0	\$0	\$661

ROUTE: 9999	PROJECT NAME		PROGRAM/SYSTEM				MPO Area	
UPC: 117865	RSTP SUPPLEMENT FOR MPO PLANNING STAFF SALARIES -- FY23		Other				Tri-Cities	
Street Name:	VARIOUS							
Jurisdiction:	Multi-jurisdictional: Tri-Cities MPO							
Description:								
Scope:	Other							
Service Area / Fund	Previous	FY2023	FY2024	FY2025	FY2026	FY2027	FY2028	Total
Specialized State and Federal								
MPO RSTP	\$0	\$45	\$0	\$0	\$0	\$0	\$0	\$45

ROUTE: 9999	PROJECT NAME				PROGRAM/SYSTEM			MPO Area
UPC: 117866	RSTP SUPPLEMENT FOR MPO PLANNING STAFF SALARIES -- FY24				Other			Tri-Cities
Street Name:	VARIOUS							
Jurisdiction:	Multi-jurisdictional: Tri-Cities MPO							
Description:								
Scope:	Other							
Service Area / Fund	Previous	FY2023	FY2024	FY2025	FY2026	FY2027	FY2028	Total
Specialized State and Federal								
MPO RSTP	\$0	\$0	\$45	\$0	\$0	\$0	\$0	\$45

ROUTE: 9999	PROJECT NAME				PROGRAM/SYSTEM			MPO Area
UPC: 117867	RSTP SUPPLEMENT FOR MPO PLANNING STAFF SALARIES -- FY25				Other			Tri-Cities
Street Name:	VARIOUS							
Jurisdiction:	Multi-jurisdictional: Tri-Cities MPO							
Description:								
Scope:	Other							
Service Area / Fund	Previous	FY2023	FY2024	FY2025	FY2026	FY2027	FY2028	Total
Specialized State and Federal								
MPO RSTP	\$0	\$0	\$0	\$45	\$0	\$0	\$0	\$45

ROUTE: 9999	PROJECT NAME				PROGRAM/SYSTEM			MPO Area		
UPC: 118065	Lakeside Community Trail Phase 1 #FLT				Enhancement			Richmond		
Jurisdiction:	Henrico County						Start (CY)	Budget	Expenditure	
Description:	FROM: Spring Park Street TO: Gillespie Avenue (0.6600 MI)						PE	2021	\$373	\$12
Scope:	Facilities for Pedestrians and Bicycles						RW	2022	\$203	\$0
							CN	2024	\$1,248	\$0
							Total		\$1,824	\$12
Service Area / Fund	Previous	FY2023	FY2024	FY2025	FY2026	FY2027	FY2028	Total		
Specialized State and Federal										
Federal	\$1,037	\$549	\$0	\$0	\$0	\$0	\$0	\$1,586		
Other Funds										
Other	\$786	\$137	\$0	\$0	\$0	\$0	\$0	\$924		
TOTAL	\$1,824	\$686	\$0	\$0	\$0	\$0	\$0	\$2,510		

ROUTE: 9999	PROJECT NAME				PROGRAM/SYSTEM			MPO Area		
UPC: 118070	Sharp Street Improvements				Enhancement			NonMPO		
Street Name:	Sharp Street						Start (CY)	Budget	Expenditure	
Jurisdiction:	Lawrenceville						PE	2021	\$69	\$5
Description:	FROM: Riddick Street TO: New Street						RW	2024	\$9	\$0
Scope:	Facilities for Pedestrians and Bicycles						CN	2024	\$565	\$0
							Total		\$643	\$5
Service Area / Fund	Previous	FY2023	FY2024	FY2025	FY2026	FY2027	FY2028	Total		
Specialized State and Federal										
Federal	\$354	\$160	\$0	\$0	\$0	\$0	\$0	\$514		
Other Funds										
Other	\$89	\$40	\$0	\$0	\$0	\$0	\$0	\$129		
TOTAL	\$443	\$200	\$0	\$0	\$0	\$0	\$0	\$643		

ROUTE: 9999		PROJECT NAME				PROGRAM/SYSTEM		MPO Area		
UPC:	118091	Lakeside Community Trail Phase 2 #FLT				Enhancement		Richmond		
Jurisdiction:	Henrico County							Start (CY)	Budget	Expenditure
Description:	FROM: Dumbarton Road TO: Lakeside Recreation Area (0.5000 MI)					PE	2021	\$583	\$20	
Scope:	Facilities for Pedestrians and Bicycles					RW	2022	\$103	\$0	
						CN	2023	\$2,286	\$0	
						Total		\$2,971	\$20	
Service Area / Fund	Previous	FY2023	FY2024	FY2025	FY2026	FY2027	FY2028	Total		
Specialized State and Federal										
Federal	\$2,283	\$408	\$0	\$0	\$0	\$0	\$0	\$2,691		
Other Funds										
Other	\$1,168	\$102	\$0	\$0	\$0	\$0	\$0	\$1,270		
TOTAL	\$3,450	\$510	\$0	\$0	\$0	\$0	\$0	\$3,960		

ROUTE: 9999		PROJECT NAME				PROGRAM/SYSTEM		MPO Area		
UPC:	118148	Richmond Signal System – Phase IV				Other		Richmond		
Jurisdiction:	Richmond							Start (CY)	Budget	Expenditure
Description:	FROM: Various TO: Various					PE	2022	\$1,293	\$0	
Scope:	Safety					RW				
						CN	2025	\$4,195	\$0	
						Total		\$5,488	\$0	
Service Area / Fund	Previous	FY2023	FY2024	FY2025	FY2026	FY2027	FY2028	Total		
Specialized State and Federal										
MPO CMAQ	\$0	\$200	\$3,846	\$300	\$0	\$0	\$0	\$4,346		

ROUTE: 9999		PROJECT NAME				PROGRAM/SYSTEM		MPO Area		
UPC:	118156	Brad McNeer Parkway Access Management and Roundabout				Secondary		Richmond		
Street Name:	Brad McNeer Parkway							Start (CY)	Budget	Expenditure
Jurisdiction:	Chesterfield County					PE	2024	\$530	\$0	
Description:	FROM: US 360 TO: Craig Rath Boulevard					RW	2026	\$5,256	\$0	
Scope:	Safety					CN	2027	\$3,550	\$0	
						Total		\$9,336	\$0	
Service Area / Fund	Previous	FY2023	FY2024	FY2025	FY2026	FY2027	FY2028	Total		
Specialized State and Federal										
MPO CMAQ	\$0	\$0	\$530	\$0	\$3,554	\$4,000	\$1,252	\$9,336		

ROUTE: 9999		PROJECT NAME				PROGRAM/SYSTEM		MPO Area		
UPC:	118316	#SGR21VB - Grove Av over I195 - Minor Rehab - FED ID 21310				Urban		Richmond		
Street Name:	Grove Avenue							Start (CY)	Budget	Expenditure
Jurisdiction:	Richmond					PE	2021	\$1,018	\$19	
Description:	FROM: 0.04 MI East of N. Hamilton Street TO: 0.10 MI East of N. Hamilton Street (0.0600 MI)					RW	2023	\$872	\$0	
Scope:	Bridge Rehab w/o Added Capacity					CN	2023	\$9,765	\$0	
						Total		\$11,656	\$19	
Service Area / Fund	Previous	FY2023	FY2024	FY2025	FY2026	FY2027	FY2028	Total		
State of Good Repair										
Federal	\$1,174	\$450	\$4,883	\$4,883	\$0	\$0	\$0	\$11,389		
State	\$266	\$0	\$0	\$0	\$0	\$0	\$0	\$266		
TOTAL	\$1,440	\$450	\$4,883	\$4,883	\$0	\$0	\$0	\$11,656		

ROUTE: 9999	PROJECT NAME					PROGRAM/SYSTEM		MPO Area		
UPC: 118484	#SGR21VB - 7th St over I-95 - Super Repl - FED ID 21289					Secondary		Richmond		
Street Name:	7th Street							Start (CY)	Budget	Expenditure
Jurisdiction:	Richmond					PE	2020	\$400	\$314	
Description:	FROM: 0.035 MILE WEST OF I-95 TO: 0.066 MILE EAST OF I-95 (0.0480 MI)					RW	2021	\$54	\$0	
Scope:	Bridge Rehab w/o Added Capacity					CN	2021	\$10,664	\$1,801	
						Total		\$11,118	\$2,115	
Service Area / Fund	Previous	FY2023	FY2024	FY2025	FY2026	FY2027	FY2028	Total		
State of Good Repair										
Federal	\$4,795	\$2,736	\$3,187	\$0	\$0	\$0	\$0	\$10,718		
State	\$0	\$0	\$400	\$0	\$0	\$0	\$0	\$400		
TOTAL	\$4,795	\$2,736	\$3,587	\$0	\$0	\$0	\$0	\$11,118		

ROUTE: 9999	PROJECT NAME					PROGRAM/SYSTEM		MPO Area		
UPC: 118795	#ITTF22 HIGH SPEED COMMUNICATIONS ARTERIALS - CRO - RICHMOND					Other		NonMPO		
Street Name:	Various							Start (CY)	Budget	Expenditure
Jurisdiction:	Richmond District-wide					PE				
Description:	FROM: Various TO: Various					RW				
Scope:	Traffic Management/Engineering					CN	2022	\$427	\$0	
						Total		\$427	\$0	
Service Area / Fund	Previous	FY2023	FY2024	FY2025	FY2026	FY2027	FY2028	Total		
High Priority Projects										
ITTF	\$427	\$0	\$0	\$0	\$0	\$0	\$0	\$427		

ROUTE: 9999	PROJECT NAME					PROGRAM/SYSTEM		MPO Area		
UPC: 118944	#SMART22 - Route 1 Phase II Improvements					Primary		Richmond		
Street Name:	US Route 1 / Route 301							Start (CY)	Budget	Expenditure
Jurisdiction:	Richmond					PE	2023	\$1,073	\$0	
Description:	FROM: Route 360 / Hull Street Road TO: Maury Street (0.4000 MI)					RW	2025	\$3,303	\$0	
Scope:	Reconstruction w/o Added Capacity					CN	2026	\$8,866	\$0	
						Total		\$13,242	\$0	
Service Area / Fund	Previous	FY2023	FY2024	FY2025	FY2026	FY2027	FY2028	Total		
District Grant Program										
State	\$0	\$975	\$2,842	\$1,231	\$5,834	\$1,360	\$0	\$12,242		
Other Funds										
Other	\$1,000	\$0	\$0	\$0	\$0	\$0	\$0	\$1,000		
TOTAL	\$1,000	\$975	\$2,842	\$1,231	\$5,834	\$1,360	\$0	\$13,242		

ROUTE: 9999		PROJECT NAME				PROGRAM/SYSTEM		MPO Area	
UPC:	118946	#SMART22 - Commerce Road Streetscape #FLT				Urban		Richmond	
Street Name:	Commerce Road					Start (CY)		Budget	Expenditure
Jurisdiction:	Richmond					PE	2023	\$1,391	\$0
Description:	FROM: Semmes Avenue TO: Maury Street (0.5000 MI)					RW	2025	\$985	\$0
Scope:	Reconstruction w/o Added Capacity					CN	2026	\$10,065	\$0
						Total		\$12,441	\$0
Service Area / Fund	Previous	FY2023	FY2024	FY2025	FY2026	FY2027	FY2028	Total	
District Grant Program									
Federal	\$0	\$0	\$0	\$0	\$1,691	\$0	\$0	\$1,691	
State	\$0	\$0	\$2,970	\$1,695	\$3,084	\$0	\$0	\$7,750	
Other Funds									
Other	\$3,000	\$0	\$0	\$0	\$0	\$0	\$0	\$3,000	
TOTAL	\$3,000	\$0	\$2,970	\$1,695	\$4,776	\$0	\$0	\$12,441	

ROUTE: 9999		PROJECT NAME				PROGRAM/SYSTEM		MPO Area	
UPC:	118966	Fall Line Trail - Dupuy Road to Westover Avenue #FLT				Secondary		Tri-Cities	
Street Name:	Oakland Avenue					Start (CY)		Budget	Expenditure
Jurisdiction:	Chesterfield County					PE	2026	\$600	\$0
Description:	FROM: Dupuy Ave TO: W Westover Ave					RW	2028	\$71	\$0
Scope:	Facilities for Pedestrians and Bicycles					CN	2029	\$745	\$0
						Total		\$1,416	\$0
Service Area / Fund	Previous	FY2023	FY2024	FY2025	FY2026	FY2027	FY2028	Total	
Specialized State and Federal									
MPO CMAQ	\$0	\$0	\$0	\$0	\$638	\$323	\$455	\$1,416	

ROUTE: 9999		PROJECT NAME				PROGRAM/SYSTEM		MPO Area	
UPC:	119599	#SMART22 - Ashland Pburg Trail Chicka River Crossing #FLT				Other		Richmond	
Jurisdiction:	Richmond District-wide					Start (CY)		Budget	Expenditure
Description:	FROM: Winfrey Road TO: Holly Hill Road (0.6250 MI)					PE	2022	\$716	\$9
Scope:	Facilities for Pedestrians and Bicycles					RW	2024	\$1,119	\$0
						CN	2026	\$3,155	\$0
						Total		\$4,990	\$9
Service Area / Fund	Previous	FY2023	FY2024	FY2025	FY2026	FY2027	FY2028	Total	
District Grant Program									
State	\$1,877	\$1,440	\$1,096	\$577	\$0	\$0	\$0	\$4,990	

ROUTE: 9999		PROJECT NAME				PROGRAM/SYSTEM		MPO Area	
UPC:	120008	HSIP Safety Pre-Scoping -- RICHMOND DISTRICT				Other		Richmond	
Street Name:	VARIOUS					Start (CY)		Budget	Expenditure
Jurisdiction:	Richmond District-wide					Start (CY)		Budget	Expenditure
Description:	FROM: VARIOUS LOCATIONS TO: VARIOUS LOCATIONS					Start (CY)		Budget	Expenditure
Scope:	Safety					Start (CY)		Budget	Expenditure
						Total		\$4,990	\$9
Service Area / Fund	Previous	FY2023	FY2024	FY2025	FY2026	FY2027	FY2028	Total	
VA Safety Funds									
Federal	\$267	\$250	\$267	\$203	\$0	\$0	\$0	\$987	
Specialized State and Federal									
Federal	\$355	\$0	\$0	\$0	\$0	\$0	\$0	\$355	
TOTAL	\$622	\$250	\$267	\$203	\$0	\$0	\$0	\$1,342	

ROUTE: 9999	PROJECT NAME				PROGRAM/SYSTEM		MPO Area		
UPC: 120284	SYSTEMIC PEDESTRIAN CROSSINGS - DISTRICTWIDE				Other		Richmond		
Street Name: VARIOUS							Start (CY)	Budget	Expenditure
Jurisdiction: Richmond District-wide					PE	2023	\$500	\$0	
Description: FROM: VARIOUS TO: VARIOUS					RW				
Scope: Safety					CN	2023	\$2,963	\$0	
					Total		\$3,463	\$0	
Service Area / Fund	Previous	FY2023	FY2024	FY2025	FY2026	FY2027	FY2028	Total	
VA Safety Funds									
Federal	\$2,306	\$0	\$0	\$0	\$0	\$0	\$0	\$2,306	
Specialized State and Federal									
Federal	\$0	\$1,157	\$0	\$0	\$0	\$0	\$0	\$1,157	
TOTAL	\$2,306	\$1,157	\$0	\$0	\$0	\$0	\$0	\$3,463	

ROUTE: 9999	PROJECT NAME (NEW)				PROGRAM/SYSTEM		MPO Area		
UPC: 121014	Chimborazo Park Sidewalk Improvements				Urban		Richmond		
Jurisdiction: Richmond							Start (CY)	Budget	Expenditure
Description: FROM: 32nd street TO: Chimborazo					PE	2027	\$119	\$0	
Scope: Facilities for Pedestrians and Bicycles					RW		\$0	\$0	
					CN	2029	\$1,045	\$0	
					Total		\$1,164	\$0	
Service Area / Fund	Previous	FY2023	FY2024	FY2025	FY2026	FY2027	FY2028	Total	
Revenue Sharing									
State	\$0	\$0	\$0	\$99	\$99	\$0	\$0	\$198	
Local	\$0	\$0	\$0	\$99	\$99	\$0	\$0	\$198	
TOTAL	\$0	\$0	\$0	\$198	\$198	\$0	\$0	\$396	

ROUTE: 9999	PROJECT NAME (NEW)				PROGRAM/SYSTEM		MPO Area		
UPC: 121063	#SGR23VP F23 SGR Plant Mix Richmond Dist. PM4R-964-F23				Primary		NonMPO		
Street Name: Various							Start (CY)	Budget	Expenditure
Jurisdiction: Richmond District-wide					PE				
Description: FROM: Various TO: Various					RW				
Scope: Resurfacing					CN	2023	\$3,773	\$0	
					Total		\$3,773	\$0	
Service Area / Fund	Previous	FY2023	FY2024	FY2025	FY2026	FY2027	FY2028	Total	
State of Good Repair									
Federal	\$0	\$2,000	\$0	\$0	\$0	\$0	\$0	\$2,000	
State	\$1,168	\$605	\$0	\$0	\$0	\$0	\$0	\$1,773	
TOTAL	\$1,168	\$2,605	\$0	\$0	\$0	\$0	\$0	\$3,773	

ROUTE: 9999		PROJECT NAME (NEW)				PROGRAM/SYSTEM		MPO Area	
UPC:	121390	Nicholson Street Streetscape				Urban		Richmond	
Street Name:	Nicholson Street					Start (CY)		Budget	Expenditure
Jurisdiction:	Richmond					PE	2027	\$131	\$0
Description:	FROM: 0.037 Mile East of East Main Street TO: Intersection of Williamsburg Avenue (0.2200 MI)					RW	2029	\$259	\$0
Scope:	Facilities for Pedestrians and Bicycles					CN	2029	\$959	\$0
						Total		\$1,350	\$0
Service Area / Fund	Previous	FY2023	FY2024	FY2025	FY2026	FY2027	FY2028	Total	
Revenue Sharing									
State	\$0	\$0	\$396	\$0	\$0	\$0	\$0	\$396	
Local	\$0	\$0	\$396	\$0	\$0	\$0	\$0	\$396	
TOTAL	\$0	\$0	\$791	\$0	\$0	\$0	\$0	\$791	

ROUTE: 9999		PROJECT NAME (NEW)				PROGRAM/SYSTEM		MPO Area	
UPC:	121391	Hull Street Improvements Phase II Chippenham to Hey Rd				Urban		Richmond	
Street Name:	Hull street					Start (CY)		Budget	Expenditure
Jurisdiction:	Richmond					PE	2027	\$660	\$0
Description:	FROM: Chippenham Pkwy TO: Hey Rd (0.5500 MI)					RW	2029	\$1,414	\$0
Scope:	Reconstruction w/o Added Capacity					CN	2029	\$8,473	\$0
						Total		\$10,547	\$0
Service Area / Fund	Previous	FY2023	FY2024	FY2025	FY2026	FY2027	FY2028	Total	
Revenue Sharing									
State	\$0	\$0	\$479	\$0	\$0	\$0	\$0	\$479	
Local	\$0	\$0	\$479	\$0	\$0	\$0	\$0	\$479	
TOTAL	\$0	\$0	\$958	\$0	\$0	\$0	\$0	\$958	

ROUTE: 9999		PROJECT NAME (NEW)				PROGRAM/SYSTEM		MPO Area	
UPC:	121403	Woodman Road Improvements Phase 1				Secondary		Richmond	
Street Name:	Woodman Road					Start (CY)		Budget	Expenditure
Jurisdiction:	Henrico County					PE	2027	\$3,839	\$0
Description:	FROM: Mountain Road TO: 300' south of Terry Drive (1.1200 MI)					RW	2030	\$4,659	\$0
Scope:	Facilities for Pedestrians and Bicycles					CN	2031	\$25,893	\$0
						Total		\$34,391	\$0
Service Area / Fund	Previous	FY2023	FY2024	FY2025	FY2026	FY2027	FY2028	Total	
Revenue Sharing									
State	\$0	\$0	\$0	\$1,212	\$1,500	\$0	\$0	\$2,712	
Local	\$0	\$0	\$0	\$1,212	\$1,500	\$0	\$0	\$2,712	
TOTAL	\$0	\$0	\$0	\$2,425	\$3,000	\$0	\$0	\$5,425	

ROUTE: 9999		PROJECT NAME (NEW)				PROGRAM/SYSTEM		MPO Area	
UPC:	121404	Pavement Rehabilitation - Various Local Streets				Urban		Tri-Cities	
Street Name:	Various					Start (CY)		Budget	Expenditure
Jurisdiction:	Hopewell					PE	2027	\$90	\$0
Description:	FROM: Various TO: Various					RW			
Scope:	Reconstruction w/o Added Capacity					CN	2029	\$1,893	\$0
						Total		\$1,984	\$0
Service Area / Fund	Previous	FY2023	FY2024	FY2025	FY2026	FY2027	FY2028	Total	
Revenue Sharing									
State	\$0	\$0	\$992	\$0	\$0	\$0	\$0	\$992	
Local	\$0	\$0	\$992	\$0	\$0	\$0	\$0	\$992	
TOTAL	\$0	\$0	\$1,984	\$0	\$0	\$0	\$0	\$1,984	

ROUTE: 9999		PROJECT NAME (NEW)				PROGRAM/SYSTEM		MPO Area	
UPC:	121405	Petersburg and Richmond St Drainage and Roadway Improvements				Urban		Tri-Cities	
Street Name:	Petersburg St and Richmond St					Start (CY)	Budget	Expenditure	
Jurisdiction:	Hopewell					PE	2027	\$836	\$0
Description:	FROM: S 17th Ave TO: S 20th Ave (0.5000 MI)					RW			
Scope:	Reconstruction w/o Added Capacity					CN	2029	\$3,828	\$0
						Total		\$4,665	\$0
Service Area / Fund	Previous	FY2023	FY2024	FY2025	FY2026	FY2027	FY2028	Total	
Revenue Sharing									
State	\$0	\$0	\$0	\$947	\$900	\$0	\$0	\$1,847	
Local	\$0	\$0	\$0	\$947	\$900	\$0	\$0	\$1,847	
TOTAL	\$0	\$0	\$0	\$1,894	\$1,800	\$0	\$0	\$3,694	

ROUTE: 9999		PROJECT NAME (NEW)				PROGRAM/SYSTEM		MPO Area	
UPC:	121407	Jefferson Avenue Improvements				Urban		Richmond	
Street Name:	Jefferson Ave.					Start (CY)	Budget	Expenditure	
Jurisdiction:	Richmond					PE	2027	\$452	\$0
Description:	FROM: 21st street TO: 25th street (0.3300 MI)					RW			
Scope:	Facilities for Pedestrians and Bicycles					CN	2029	\$4,632	\$0
						Total		\$5,084	\$0
Service Area / Fund	Previous	FY2023	FY2024	FY2025	FY2026	FY2027	FY2028	Total	
Revenue Sharing									
State	\$0	\$0	\$0	\$300	\$293	\$0	\$0	\$593	
Local	\$0	\$0	\$0	\$300	\$293	\$0	\$0	\$593	
TOTAL	\$0	\$0	\$0	\$600	\$587	\$0	\$0	\$1,187	

ROUTE: 9999		PROJECT NAME (NEW)				PROGRAM/SYSTEM		MPO Area	
UPC:	121409	FLT (W. WESTOVER - FAIRFAX)				Enhancement		Richmond	
Jurisdiction:	Chesterfield County					Start (CY)	Budget	Expenditure	
Description:	FROM: West Westover Avenue TO: Fairfax Avenue					PE	2023	\$101	\$0
Scope:	Facilities for Pedestrians and Bicycles					RW	2025	\$16	\$0
						CN	2025	\$234	\$0
						Total		\$350	\$0
Service Area / Fund	Previous	FY2023	FY2024	FY2025	FY2026	FY2027	FY2028	Total	
Specialized State and Federal									
Federal	\$0	\$200	\$0	\$0	\$0	\$0	\$0	\$200	
MPO TAP	\$0	\$80	\$0	\$0	\$0	\$0	\$0	\$80	
Other Funds									
Other	\$0	\$70	\$0	\$0	\$0	\$0	\$0	\$70	
TOTAL	\$0	\$350	\$0	\$0	\$0	\$0	\$0	\$350	

ROUTE: 9999	PROJECT NAME (NEW)				PROGRAM/SYSTEM		MPO Area	
UPC: 121416	SR 147 (CARY ST) PED SAFETY (PH II)				Enhancement		Richmond	
Jurisdiction:	Richmond					Start (CY)	Budget	Expenditure
Description:	FROM: SR 147-CARY STREET- US 1 BELVIDERE ST TO: SR 147-CARY STREET- SR 161 ARTHUR ASHE				PE	2023	\$90	\$0
Scope:	Facilities for Pedestrians and Bicycles				RW			
					CN	2025	\$413	\$0
					Total		\$503	\$0
Service Area / Fund	Previous	FY2023	FY2024	FY2025	FY2026	FY2027	FY2028	Total
Specialized State and Federal								
MPO TAP	\$149	\$253	\$0	\$0	\$0	\$0	\$0	\$402
Other Funds								
Other	\$37	\$63	\$0	\$0	\$0	\$0	\$0	\$101
TOTAL	\$186	\$317	\$0	\$0	\$0	\$0	\$0	\$503

ROUTE: 9999	PROJECT NAME (NEW)				PROGRAM/SYSTEM		MPO Area	
UPC: 121417	APPOMATTOX GREENWAY TRAIL BOULEVARD SPUR				Enhancement		Tri-Cities	
Jurisdiction:	Colonial Heights					Start (CY)	Budget	Expenditure
Description:					PE	2023	\$82	\$0
Scope:	Facilities for Pedestrians and Bicycles				RW	2025	\$43	\$0
					CN	2026	\$416	\$0
					Total		\$541	\$0
Service Area / Fund	Previous	FY2023	FY2024	FY2025	FY2026	FY2027	FY2028	Total
Specialized State and Federal								
MPO TAP	\$129	\$187	\$0	\$0	\$0	\$0	\$0	\$317
Other Funds								
Other	\$32	\$47	\$0	\$0	\$0	\$0	\$0	\$79
TOTAL	\$162	\$234	\$0	\$0	\$0	\$0	\$0	\$396

ROUTE: 9999	PROJECT NAME (NEW)				PROGRAM/SYSTEM		MPO Area	
UPC: 121420	#BF - RICHMOND YEAR 2 DECK AND SUPERSTRUCTURE #1				Interstate		Richmond	
Jurisdiction:	Richmond District-wide							
Description:	FROM: VARIOUS TO: VARIOUS							
Scope:	Bridge Rehab w/o Added Capacity							
Service Area / Fund	Previous	FY2023	FY2024	FY2025	FY2026	FY2027	FY2028	Total
Specialized State and Federal								
Federal	\$0	\$2,461	\$0	\$0	\$0	\$0	\$0	\$2,461

ROUTE: 9999	PROJECT NAME (NEW)				PROGRAM/SYSTEM		MPO Area	
UPC: 121421	#BF - RICHMOND YEAR 2 STRUCTURE RECOATING #1				Interstate		Richmond	
Jurisdiction:	Richmond District-wide							
Description:	FROM: VARIOUS LOCATIONS TO: VARIOUS LOCATIONS							
Scope:	Bridge Rehab w/o Added Capacity							
Service Area / Fund	Previous	FY2023	FY2024	FY2025	FY2026	FY2027	FY2028	Total
Specialized State and Federal								
Federal	\$0	\$7,728	\$0	\$0	\$0	\$0	\$0	\$7,728

ROUTE: 9999	PROJECT NAME (NEW)		PROGRAM/SYSTEM				MPO Area	
UPC: 121422	#BF - RICHMOND YEAR 2 STRUCTURE RECOATING #2		Interstate				Richmond	
Jurisdiction:	Richmond District-wide							
Description:	FROM: VARIOUS TO: VARIOUS							
Scope:	Bridge Rehab w/o Added Capacity							
Service Area / Fund	Previous	FY2023	FY2024	FY2025	FY2026	FY2027	FY2028	Total
Specialized State and Federal								
Federal	\$0	\$3,877	\$0	\$0	\$0	\$0	\$0	\$3,877

ROUTE: 9999	PROJECT NAME		PROGRAM/SYSTEM				MPO Area		
UPC: 121511	#FLT - SOUTHERN SECTION PATTON PARK TO W HUNDRED RD		Other				Richmond		
Jurisdiction:	Multi-jurisdictional: Richmond MPO						Start (CY)	Budget	Expenditure
Description:	FROM: PATTON PARK TO: WEST HUNDRED ROAD						PE	\$2,539	\$0
Scope:	Facilities for Pedestrians and Bicycles						RW	\$7,305	\$0
							CN	\$21,559	\$0
							Total	\$31,403	\$0
Service Area / Fund	Previous	FY2023	FY2024	FY2025	FY2026	FY2027	FY2028	Total	
Specialized State and Federal									
State	\$21,961	\$0	\$0	\$0	\$0	\$0	\$0	\$21,961	
Earmarks									
Federal	\$0	\$2,000	\$0	\$0	\$0	\$0	\$0	\$2,000	
TOTAL	\$21,961	\$2,000	\$0	\$0	\$0	\$0	\$0	\$23,961	

ROUTE: 9999	PROJECT NAME (NEW)		PROGRAM/SYSTEM				MPO Area		
UPC: 121544	#BF - HENRICO COUNTY IJA SUPERSTRUCTURE REPLACEMENTS		Urban				Richmond		
Jurisdiction:	Henrico County						Start (CY)	Budget	Expenditure
Description:	FROM: VARIOUS LOCATIONS TO: VARIOUS LOCATIONS						PE	\$0	\$0
Scope:	Bridge Rehab w/o Added Capacity						RW	\$0	\$0
							CN	2025	\$7,700
							Total	\$7,700	\$0
Service Area / Fund	Previous	FY2023	FY2024	FY2025	FY2026	FY2027	FY2028	Total	
Specialized State and Federal									
Federal	\$0	\$0	\$0	\$3,450	\$4,250	\$0	\$0	\$7,700	

ROUTE: 9999	PROJECT NAME (NEW)		PROGRAM/SYSTEM				MPO Area		
UPC: 121681	#SGR23LB- RTE 0 MEADOW RD (FED ID 9652) CR		Urban				Richmond		
Street Name:	MEADOW ROAD						Start (CY)	Budget	Expenditure
Jurisdiction:	Henrico County						PE	2023	\$35
Description:	FROM: 2.15 miles TO GRAPEVINE RD TO: 0.15 miles TO 60						RW	2025	\$3
Scope:	Bridge Replacement w/o Added Capacity						CN	2025	\$1,957
							Total	\$1,995	\$0
Service Area / Fund	Previous	FY2023	FY2024	FY2025	FY2026	FY2027	FY2028	Total	
Specialized State and Federal									
Federal	\$1,566	\$428	\$0	\$0	\$0	\$0	\$0	\$1,995	

ROUTE: 9999	PROJECT NAME (NEW)				PROGRAM/SYSTEM		MPO Area	
UPC: 121733	RICHMOND SIGNAL SYSTEM RETIMING IMPROVEMENTS				Urban		Richmond	
Jurisdiction: Richmond						Start (CY)	Budget	Expenditure
Description: FROM: VARIOUS LOCATIONS TO: VARIOUS LOCATIONS					PE	2023	\$1,765	\$0
Scope: Safety					RW		\$0	\$0
					CN		\$0	\$0
					Total		\$1,765	\$0
Service Area / Fund	Previous	FY2023	FY2024	FY2025	FY2026	FY2027	FY2028	Total
Specialized State and Federal								
MPO CMAQ	\$0	\$1,765	\$0	\$0	\$0	\$0	\$0	\$1,765

ROUTE: 9999	PROJECT NAME				PROGRAM/SYSTEM		MPO Area	
UPC: 999994	RICHMOND SSYP				SECONDARY			
Jurisdiction:								
Description: Funding on SSYP projects not included in the report.								
Scope:								
Service Area / Fund	Previous	FY2023	FY2024	FY2025	FY2026	FY2027	FY2028	Total
District Grant Program								
Unpaved	\$0	\$1,497	\$1,573	\$1,573	\$1,300	\$1,300	\$1,300	\$8,543
Specialized State and Federal								
State	\$0	\$2,060	\$2,060	\$2,060	\$2,060	\$2,060	\$2,060	\$12,359
TOTAL	\$0	\$3,557	\$3,632	\$3,632	\$3,360	\$3,360	\$3,360	\$20,902

ROUTE: CMAQ	PROJECT NAME				PROGRAM/SYSTEM		MPO Area	
UPC: 70722	RICHMOND TRI-CITIES CMAQ BALANCE ENTRY				Other		Tri-Cities	
Jurisdiction: Richmond District-wide								
Description:								
Scope:								
Service Area / Fund	Previous	FY2023	FY2024	FY2025	FY2026	FY2027	FY2028	Total
Specialized State and Federal								
MPO CMAQ	\$347	\$0	\$496	\$656	\$262	\$266	\$936	\$2,962
Legacy CN Formula								
Match	\$0	\$0	\$0	\$0	\$0	\$0	\$0	\$0
TOTAL	\$347	\$0	\$496	\$656	\$262	\$266	\$936	\$2,963

ROUTE: EN22	PROJECT NAME (NEW)				PROGRAM/SYSTEM		MPO Area		
UPC: 121410	RT 360 AT COURTHOUSE PED IMPROVEMENTS				Enhancement		Richmond		
Jurisdiction:	Chesterfield County						Start (CY)	Budget	Expenditure
Description:	FROM: ROUTE 360 AT COURTHOUSE ROAD TO: 150' EAST OF COURTHOUSE ON ROUTE 360				PE	2023	\$168	\$0	
Scope:	Facilities for Pedestrians and Bicycles				RW	2025	\$64	\$0	
					CN	2025	\$218	\$0	
					Total		\$450	\$0	
Service Area / Fund	Previous	FY2023	FY2024	FY2025	FY2026	FY2027	FY2028	Total	
Specialized State and Federal									
MPO TAP	\$0	\$360	\$0	\$0	\$0	\$0	\$0	\$360	
Other Funds									
Other	\$0	\$90	\$0	\$0	\$0	\$0	\$0	\$90	
TOTAL	\$0	\$450	\$0	\$0	\$0	\$0	\$0	\$450	

ROUTE: EN22	PROJECT NAME (NEW)				PROGRAM/SYSTEM		MPO Area		
UPC: 121411	COURTHOUSE (RT 10 - FALLOW) TRAIL				Enhancement		Richmond		
Jurisdiction:	Chesterfield County						Start (CY)	Budget	Expenditure
Description:	FROM: ROUTE 10 TO: FALLOW DRIVE				PE	2023	\$173	\$0	
Scope:	Facilities for Pedestrians and Bicycles				RW	2025	\$45	\$0	
					CN	2025	\$331	\$0	
					Total		\$549	\$0	
Service Area / Fund	Previous	FY2023	FY2024	FY2025	FY2026	FY2027	FY2028	Total	
Specialized State and Federal									
MPO TAP	\$0	\$439	\$0	\$0	\$0	\$0	\$0	\$439	
Other Funds									
Other	\$0	\$110	\$0	\$0	\$0	\$0	\$0	\$110	
TOTAL	\$0	\$549	\$0	\$0	\$0	\$0	\$0	\$549	

ROUTE: EN22	PROJECT NAME (NEW)				PROGRAM/SYSTEM		MPO Area		
UPC: 121413	COOL SPRINGS ES SAFE ROUTES TO SCHOOL				Enhancement		Richmond		
Jurisdiction:	Hanover County						Start (CY)	Budget	Expenditure
Description:	FROM: ATLEE STATION ROAD TO: HONEY MEADOWNS ROAD				PE	2023	\$88	\$0	
Scope:					RW	2025	\$6	\$0	
					CN	2026	\$160	\$0	
					Total		\$254	\$0	
Service Area / Fund	Previous	FY2023	FY2024	FY2025	FY2026	FY2027	FY2028	Total	
Specialized State and Federal									
Federal	\$0	\$175	\$0	\$0	\$0	\$0	\$0	\$175	
MPO TAP	\$0	\$28	\$0	\$0	\$0	\$0	\$0	\$28	
Other Funds									
Other	\$0	\$51	\$0	\$0	\$0	\$0	\$0	\$51	
TOTAL	\$0	\$254	\$0	\$0	\$0	\$0	\$0	\$254	

ROUTE: EN22	PROJECT NAME (NEW)		PROGRAM/SYSTEM					MPO Area
UPC: 121419	SAFE ROUTES TO SCHOOL PROGRAM		Enhancement					Richmond
Jurisdiction:	Richmond							
Description:	FROM: 2409 WEBBER AVENUE TO: 2409 WEBBER AVENUE							
Scope:	Facilities for Pedestrians and Bicycles							
Service Area / Fund	Previous	FY2023	FY2024	FY2025	FY2026	FY2027	FY2028	Total
Specialized State and Federal								
Federal	\$0	\$160	\$0	\$0	\$0	\$0	\$0	\$160
Other Funds								
Other	\$0	\$40	\$0	\$0	\$0	\$0	\$0	\$40
TOTAL	\$0	\$200	\$0	\$0	\$0	\$0	\$0	\$200

ROUTE: EN22	PROJECT NAME (NEW)		PROGRAM/SYSTEM					MPO Area		
UPC: 121613	FLT (SHOP - CHESTER LINEAR PARK)		Enhancement					Richmond		
Jurisdiction:	Chesterfield County						Start (CY)	Budget	Expenditure	
Description:	FROM: ROUTE 10 TO: SHOP STREET						PE	2023	\$151	\$0
Scope:	Facilities for Pedestrians and Bicycles						RW	2025	\$26	\$0
							CN	2025	\$398	\$0
							Total		\$575	\$0
Service Area / Fund	Previous	FY2023	FY2024	FY2025	FY2026	FY2027	FY2028	Total		
Specialized State and Federal										
MPO TAP	\$0	\$460	\$0	\$0	\$0	\$0	\$0	\$460		
Other Funds										
Other	\$0	\$115	\$0	\$0	\$0	\$0	\$0	\$115		
TOTAL	\$0	\$575	\$0	\$0	\$0	\$0	\$0	\$575		

ROUTE: RSTP	PROJECT NAME		PROGRAM/SYSTEM					MPO Area
UPC: 70725	RICHMOND TRI-CITIES REGIONAL STP (RSTP) BALANCE ENTRY		Other					Tri-Cities
Jurisdiction:	Richmond District-wide							
Description:								
Scope:								
Service Area / Fund	Previous	FY2023	FY2024	FY2025	FY2026	FY2027	FY2028	Total
Specialized State and Federal								
Match	\$0	\$0	\$0	\$0	\$0	\$0	\$0	\$0
MPO RSTP	\$507	\$0	\$523	\$875	\$364	\$541	\$500	\$3,310
TOTAL	\$507	\$0	\$523	\$875	\$364	\$541	\$500	\$3,310

This Page Is Intentionally Left Blank

SALEM DISTRICT

2023 - 2028

FINAL

This Page Is Intentionally Left Blank

Funding Allocation Summary SALEM DISTRICT

Service Area / Fund Source	FY2023	FY2024	FY2025	FY2026	FY2027	FY2028	Total
High Priority Projects							
Federal	\$1,600	\$4,420	\$3,500	\$21,026	\$16,011	\$0	\$46,557
ITTF	1,000	1,400	1,000	0	0	0	3,400
State	1,466	50	260	191	3,030	0	4,996
High Priority Projects Total	\$4,066	\$5,870	\$4,760	\$21,217	\$19,040	\$0	\$54,953
District Grant Program							
Federal	\$9,541	\$14,471	\$14,442	\$8,185	\$7,000	\$15,000	\$68,639
State	14,748	14,436	16,432	22,172	23,179	15,425	106,392
Unpaved	4,334	4,314	4,314	4,702	4,702	4,702	27,067
District Grant Program Total	\$28,623	\$33,221	\$35,188	\$35,058	\$34,881	\$35,126	\$202,098
State of Good Repair							
Federal	\$12,840	\$20,712	\$21,314	\$18,326	\$18,979	\$10,032	\$102,203
State	14,187	7,677	9,519	12,263	11,169	20,154	74,969
State of Good Repair Total	\$27,027	\$28,389	\$30,833	\$30,589	\$30,148	\$30,186	\$177,171
Interstate Corridor Funds							
Bond	\$0	\$0	\$0	\$0	\$14,784	\$0	\$14,784
Debt	0	4,921	0	0	201,325	0	206,246
State	49,714	59,536	59,537	62,461	72,726	153,072	457,046
Interstate Corridor Funds Total	\$49,714	\$64,456	\$59,537	\$62,461	\$288,834	\$153,072	\$678,076
Special Structures							
State	\$200	\$980	\$0	\$60	\$200	\$60	\$1,500
Special Structures Total	\$200	\$980	\$0	\$60	\$200	\$60	\$1,500
VA Safety Funds							
Federal	\$6,397	\$3,326	\$2,319	\$0	\$771	\$0	\$12,813
VA Safety Funds Total	\$6,397	\$3,326	\$2,319	\$0	\$771	\$0	\$12,813
Specialized State and Federal							
Bond	\$0	\$0	\$88,023	\$69,084	\$0	\$0	\$157,107
Federal	6,245	9,213	24,854	16,610	0	0	56,921
MPO RSTP	3,681	5,883	6,000	6,120	6,243	6,367	34,294
MPO TAP	541	0	0	0	0	0	541
State	16,241	8,741	8,741	8,741	8,741	1,241	52,444
Specialized State and Federal Total	\$26,707	\$23,836	\$127,618	\$100,555	\$14,983	\$7,608	\$301,307
Revenue Sharing							
Local	\$11,129	\$17,928	\$10,471	\$5,348	\$0	\$0	\$44,876
State	11,129	17,928	10,471	5,348	0	0	44,876
Revenue Sharing Total	\$22,259	\$35,855	\$20,943	\$10,696	\$0	\$0	\$89,752
Research & Planning							
State	\$1,967	\$0	\$0	\$0	\$0	\$0	\$1,967
Research & Planning Total	\$1,967	\$0	\$0	\$0	\$0	\$0	\$1,967

Funding Allocation Summary SALEM DISTRICT

Service Area / Fund Source	FY2023	FY2024	FY2025	FY2026	FY2027	FY2028	Total
Debt Service							
Federal	\$2,183	\$3,076	\$3,211	\$3,212	\$3,211	\$3,212	\$18,106
Debt Service Total	\$2,183	\$3,076	\$3,211	\$3,212	\$3,211	\$3,212	\$18,106
District Total	\$169,145	\$199,010	\$284,409	\$263,848	\$392,069	\$229,264	\$1,537,744

ROUTE: 0008	PROJECT NAME					PROGRAM/SYSTEM	MPO Area		
UPC: 101001	#SGR18VB - RT 8 OVER MAYO RIVER (STR 13191) - BR REPLACE					Primary	NonMPO		
Jurisdiction:	Patrick County						Start (CY)	Budget	Expenditure
Description:	FROM: 3.32 Rte 103 TO: 0.54 Rte. 58 (0.5000 MI)					PE			
Scope:	Bridge Replacement w/o Added Capacity					RW			
						CN	2024	\$3,756	\$0
						Total		\$3,756	\$0
Service Area / Fund	Previous	FY2023	FY2024	FY2025	FY2026	FY2027	FY2028	Total	
State of Good Repair									
Federal	\$0	\$0	\$0	\$1,502	\$2,175	\$0	\$0	\$3,677	
State	\$0	\$0	\$0	\$69	\$10	\$0	\$0	\$79	
TOTAL	\$0	\$0	\$0	\$1,571	\$2,185	\$0	\$0	\$3,756	

ROUTE: 0008	PROJECT NAME					PROGRAM/SYSTEM	MPO Area		
UPC: 113143	VA Rte 8 Pedestrian & Curb Improvements					Primary	NonMPO		
Street Name:	Riner Road						Start (CY)	Budget	Expenditure
Jurisdiction:	Montgomery County					PE	2019	\$140	\$132
Description:	FROM: 0.32 Miles North of Route 671 (5 Points Road) TO: 0.04 Miles South of Route 669 (Fairview Church Road)					RW	2021	\$106	\$84
Scope:	Reconstruction w/ Added Capacity					CN	2022	\$842	\$0
						Total		\$1,087	\$216
Service Area / Fund	Previous	FY2023	FY2024	FY2025	FY2026	FY2027	FY2028	Total	
Revenue Sharing									
State	\$131	\$150	\$263	\$0	\$0	\$0	\$0	\$544	
Local	\$131	\$150	\$263	\$0	\$0	\$0	\$0	\$544	
TOTAL	\$262	\$300	\$526	\$0	\$0	\$0	\$0	\$1,087	

ROUTE: 0008	PROJECT NAME					PROGRAM/SYSTEM	MPO Area		
UPC: 119451	#SMART22 - Salem Hwy & Ashby Dr Intersection Safety Improvem					Primary	NonMPO		
Street Name:	Route 8 - Salem						Start (CY)	Budget	Expenditure
Jurisdiction:	Patrick County					PE	2022	\$722	\$2
Description:	FROM: Route 8 TO: Route 836 - Ashby					RW	2024	\$344	\$0
Scope:	Reconstruction w/o Added Capacity					CN	2025	\$4,317	\$0
						Total		\$5,383	\$2
Service Area / Fund	Previous	FY2023	FY2024	FY2025	FY2026	FY2027	FY2028	Total	
District Grant Program									
Federal	\$1,339	\$0	\$0	\$0	\$0	\$0	\$0	\$1,339	
State	\$3,654	\$391	\$0	\$0	\$0	\$0	\$0	\$4,044	
TOTAL	\$4,992	\$391	\$0	\$0	\$0	\$0	\$0	\$5,383	

ROUTE: 0009	PROJECT NAME (NEW)					PROGRAM/SYSTEM	MPO Area		
UPC: 121707	#SGR23VP FY23 Plant Mix Bedford Co. Primaries					Primary	NonMPO		
Street Name:	Various						Start (CY)	Budget	Expenditure
Jurisdiction:	Bedford County					PE			
Description:	FROM: Various TO: Various (4.3100 MI)					RW			
Scope:	Resurfacing					CN		\$2,011	\$0
						Total		\$2,011	\$0
Service Area / Fund	Previous	FY2023	FY2024	FY2025	FY2026	FY2027	FY2028	Total	
State of Good Repair									
State	\$0	\$2,011	\$0	\$0	\$0	\$0	\$0	\$2,011	

ROUTE: 0011	PROJECT NAME (NEW)		PROGRAM/SYSTEM				MPO Area	
UPC: T26615	#SGR23LP - ROANOKE FKEY 1554 CCAMPBELL AVE SW		Urban				Roanoke	
Street Name:	Campbell Ave SW				Start (CY)	Budget	Expenditure	
Jurisdiction:	Roanoke				PE	\$10	\$0	
Description:					RW			
Scope:	Resurfacing				CN	\$441	\$0	
					Total	\$451	\$0	
Service Area / Fund	Previous	FY2023	FY2024	FY2025	FY2026	FY2027	FY2028	Total
State of Good Repair								
State	\$191	\$260	\$0	\$0	\$0	\$0	\$0	\$451

ROUTE: 0011	PROJECT NAME		PROGRAM/SYSTEM				MPO Area	
UPC: 108882	#SMART18 - West Main Street Sidewalk Installation		Primary				Roanoke	
REPORT NOTE: Balance to be addressed at CN completion								
Street Name:	West Main Street				Start (CY)	Budget	Expenditure	
Jurisdiction:	Roanoke County				PE	2017	\$252	\$252
Description:	FROM: West Salem City Limit TO: 0.012 Mi. E. of Int. Rte 830 (Technology Drive) (2.0250 MI)				RW	2020	\$30	\$30
Scope:	Facilities for Pedestrians and Bicycles				CN	2021	\$870	\$828
					Total		\$1,152	\$1,110
Service Area / Fund	Previous	FY2023	FY2024	FY2025	FY2026	FY2027	FY2028	Total
District Grant Program								
State	\$903	\$142	\$0	\$0	\$0	\$0	\$0	\$1,045
Revenue Sharing								
State	\$67	\$0	\$0	\$0	\$0	\$0	\$0	\$67
Local	\$67	\$0	\$0	\$0	\$0	\$0	\$0	\$67
TOTAL	\$1,037	\$142	\$0	\$0	\$0	\$0	\$0	\$1,179

ROUTE: 0011	PROJECT NAME		PROGRAM/SYSTEM				MPO Area	
UPC: 110574	#SGR18LB - APPERSON DRIVE BRIDGE REPLACEMENT		Urban				Roanoke	
REPORT NOTE: Balance to be addressed at CN advertisement								
Street Name:	Apperson Drive				Start (CY)	Budget	Expenditure	
Jurisdiction:	Salem				PE	2018	\$703	\$430
Description:	FROM: East Riverside Drive TO: Route 419 - Electric Road (0.0900 MI)				RW	2021	\$0	\$0
Scope:	Bridge Rehab w/ Added Capacity				CN	2023	\$7,735	\$0
					Total		\$8,438	\$430
Service Area / Fund	Previous	FY2023	FY2024	FY2025	FY2026	FY2027	FY2028	Total
State of Good Repair								
State	\$864	\$0	\$0	\$0	\$0	\$0	\$0	\$864
Specialized State and Federal								
Federal	\$336	\$0	\$0	\$0	\$0	\$0	\$0	\$336
Match	\$32	\$0	\$0	\$0	\$0	\$0	\$0	\$32
Local	\$0	\$0	\$0	\$0	\$0	\$0	\$0	\$0
Legacy CN Formula								
Federal	\$1,570	\$0	\$0	\$0	\$0	\$0	\$0	\$1,570
Match	\$268	\$0	\$0	\$0	\$0	\$0	\$0	\$268
State	\$175	\$0	\$0	\$0	\$0	\$0	\$0	\$175
Revenue Sharing								
State	\$0	\$0	\$0	\$1,939	\$0	\$0	\$0	\$1,939
Local	\$0	\$0	\$0	\$1,939	\$0	\$0	\$0	\$1,939
Other Funds								
Other	\$4,252	\$0	\$0	\$0	\$0	\$0	\$0	\$4,252
TOTAL	\$7,497	\$0	\$0	\$3,878	\$0	\$0	\$0	\$11,375

ROUTE: 0011	PROJECT NAME				PROGRAM/SYSTEM		MPO Area	
UPC: 110624	#SGR18VB - RT 11 OVER NSRR (STR. 12118) - DECK REPLACE				Primary		Roanoke	
REPORT NOTE: Funded to anticipated award estimate								
Jurisdiction:	Montgomery County					Start (CY)	Budget	Expenditure
Description:	FROM: 0.4 Mi. North of Big Spring Drive TO: 0.4 Mi. South of North Fork Road (0.2100 MI)				PE	2017	\$345	\$345
Scope:	Bridge Rehab w/o Added Capacity				RW			
					CN	2020	\$2,290	\$2,232
					Total		\$2,635	\$2,577
Service Area / Fund	Previous	FY2023	FY2024	FY2025	FY2026	FY2027	FY2028	Total
State of Good Repair								
Federal	\$1,360	\$750	\$0	\$0	\$0	\$0	\$0	\$2,110
State	\$517	\$0	\$0	\$0	\$0	\$0	\$0	\$517
TOTAL	\$1,877	\$750	\$0	\$0	\$0	\$0	\$0	\$2,627

ROUTE: 0011	PROJECT NAME				PROGRAM/SYSTEM		MPO Area	
UPC: 113947	Pedestrian Improvements on Route 11 (Williamson Road)				Primary		Roanoke	
Street Name:	Williamson Road					Start (CY)	Budget	Expenditure
Jurisdiction:	Roanoke County				PE	2021	\$362	\$45
Description:	FROM: 0.24 Mi. North of Route 623 Dent Road TO: 0.063 mi. North of Route 1822 Middleton Road (0.2100 MI)				RW	2023	\$275	\$0
Scope:	Safety				CN	2023	\$1,937	\$0
					Total		\$2,573	\$45
Service Area / Fund	Previous	FY2023	FY2024	FY2025	FY2026	FY2027	FY2028	Total
VA Safety Funds								
Federal	\$0	\$750	\$0	\$0	\$0	\$0	\$0	\$750
Specialized State and Federal								
Federal	\$1,823	\$0	\$0	\$0	\$0	\$0	\$0	\$1,823
TOTAL	\$1,823	\$750	\$0	\$0	\$0	\$0	\$0	\$2,573

ROUTE: 0011	PROJECT NAME				PROGRAM/SYSTEM		MPO Area	
UPC: 117173	Hatcher Rd (SR 807)/Lee Highway (US Rte 11) Improvements				Primary		NonMPO	
Street Name:	Lee Highway					Start (CY)	Budget	Expenditure
Jurisdiction:	Pulaski County				PE	2025	\$1,079	\$0
Description:	FROM: US Rte 11/SR 643 (Thornspring Rd) TO: 0.42 miles to intersection with SR 807 (Hatcher Rd) (0.5200 MI)				RW	2027	\$427	\$0
Scope:	New Construction Roadway				CN	2028	\$6,899	\$0
					Total		\$8,405	\$0
Service Area / Fund	Previous	FY2023	FY2024	FY2025	FY2026	FY2027	FY2028	Total
Revenue Sharing								
State	\$539	\$900	\$2,086	\$0	\$0	\$0	\$0	\$3,525
Local	\$539	\$900	\$2,086	\$0	\$0	\$0	\$0	\$3,525
TOTAL	\$1,079	\$1,800	\$4,171	\$0	\$0	\$0	\$0	\$7,050

ROUTE: 0011	PROJECT NAME		PROGRAM/SYSTEM				MPO Area	
UPC: 119471	#SMART22 - N. Franklin Street - Depot Street Intersection		Primary				New River Valley	
Street Name:	N. Franklin Street		Start (CY)		Budget	Expenditure		
Jurisdiction:	Christiansburg		PE	2023	\$783	\$0		
Description:	FROM: 0.05 mi west of Water St TO: 0.16 mi east of Depot St (0.2700 MI)		RW	2025	\$453	\$0		
Scope:	Acquisition of Scenic Easement or Sites		CN	2026	\$3,851	\$0		
			Total		\$5,087	\$0		
Service Area / Fund	Previous	FY2023	FY2024	FY2025	FY2026	FY2027	FY2028	Total
District Grant Program								
Federal	\$0	\$385	\$0	\$0	\$0	\$0	\$0	\$385
State	\$0	\$635	\$2,216	\$1,834	\$18	\$0	\$0	\$4,702
TOTAL	\$0	\$1,019	\$2,216	\$1,834	\$18	\$0	\$0	\$5,087

ROUTE: 0011	PROJECT NAME		PROGRAM/SYSTEM				MPO Area	
UPC: 119474	#SMART22 - Apperson Dr (Rte 11)/Orchard Intersection Improv		Primary				Roanoke	
Street Name:	Apperson Drive		Start (CY)		Budget	Expenditure		
Jurisdiction:	Salem		PE	2021	\$287	\$10		
Description:	FROM: West of Orchard Drive TO: Brookland Drive		RW	2024	\$193	\$0		
Scope:	Reconstruction w/ Added Capacity		CN	2024	\$1,908	\$0		
			Total		\$2,388	\$10		
Service Area / Fund	Previous	FY2023	FY2024	FY2025	FY2026	FY2027	FY2028	Total
District Grant Program								
State	\$1,388	\$0	\$750	\$250	\$0	\$0	\$0	\$2,388

ROUTE: 0011	PROJECT NAME		PROGRAM/SYSTEM				MPO Area	
UPC: 119475	#SMART22 - Downtown Salem - College Avenue Improvements		Primary				Roanoke	
REPORT NOTE: Balance to be provided by applicant								
Street Name:	College Avenue		Start (CY)		Budget	Expenditure		
Jurisdiction:	Salem		PE	2024	\$152	\$0		
Description:	FROM: Calhoun Street TO: 2nd Street		RW	2026	\$364	\$0		
Scope:	Reconstruction w/ Added Capacity		CN	2027	\$2,501	\$0		
			Total		\$3,017	\$0		
Service Area / Fund	Previous	FY2023	FY2024	FY2025	FY2026	FY2027	FY2028	Total
District Grant Program								
Federal	\$0	\$0	\$0	\$0	\$500	\$500	\$0	\$1,000
State	\$0	\$0	\$916	\$0	\$209	\$344	\$0	\$1,469
TOTAL	\$0	\$0	\$916	\$0	\$709	\$844	\$0	\$2,469

ROUTE: 0011	PROJECT NAME		PROGRAM/SYSTEM				MPO Area	
UPC: 119503	#SMART22 - Route 11 Safety Improvements at Warden Court		Primary				NonMPO	
Street Name:	Route 11 - Lee Highway		Start (CY)		Budget	Expenditure		
Jurisdiction:	Pulaski County		PE	2022	\$705	\$0		
Description:	FROM: Route 11 TO: Warden Court		RW	2024	\$326	\$0		
Scope:	Reconstruction w/o Added Capacity		CN	2025	\$4,894	\$0		
			Total		\$5,926	\$0		
Service Area / Fund	Previous	FY2023	FY2024	FY2025	FY2026	FY2027	FY2028	Total
District Grant Program								
Federal	\$0	\$507	\$989	\$2,713	\$0	\$0	\$0	\$4,208
State	\$1,718	\$0	\$0	\$0	\$0	\$0	\$0	\$1,718
TOTAL	\$1,718	\$507	\$989	\$2,713	\$0	\$0	\$0	\$5,926

ROUTE: 0011	PROJECT NAME				PROGRAM/SYSTEM		MPO Area		
UPC: 120758	#SMART22 - Route 11 - Traffic Improvements Project				Primary		NonMPO		
Street Name:	Route 11 - Lee Highway						Start (CY)	Budget	Expenditure
Jurisdiction:	Pulaski County				PE		2022	\$741	\$5
Description:	FROM: Route 11 - Lee Highway TO: South of Nicewander Way				RW		2023	\$476	\$0
Scope:	Reconstruction w/o Added Capacity				CN		2024	\$4,234	\$0
							Total	\$5,451	\$5
Service Area / Fund	Previous	FY2023	FY2024	FY2025	FY2026	FY2027	FY2028	Total	
District Grant Program									
Federal	\$1,120	\$0	\$0	\$1,500	\$2,000	\$0	\$0	\$4,620	
State	\$174	\$17	\$583	\$57	\$0	\$0	\$0	\$831	
TOTAL	\$1,294	\$17	\$583	\$1,557	\$2,000	\$0	\$0	\$5,451	

ROUTE: 0011	PROJECT NAME (NEW)				PROGRAM/SYSTEM		MPO Area		
UPC: 121970	#SGR23LP - CHRISTIANBURG FKEY 2686 ROANOKE ST (RTE 11NB)				Urban		New River Valley		
Street Name:	Roanoke Street						Start (CY)	Budget	Expenditure
Jurisdiction:	Christiansburg				PE			\$10	\$0
Description:					RW				
Scope:	Resurfacing				CN			\$466	\$0
							Total	\$476	\$0
Service Area / Fund	Previous	FY2023	FY2024	FY2025	FY2026	FY2027	FY2028	Total	
State of Good Repair									
State	\$0	\$466	\$0	\$0	\$0	\$0	\$0	\$466	

ROUTE: 0011	PROJECT NAME (NEW)				PROGRAM/SYSTEM		MPO Area		
UPC: 121971	#SGR23LP - ROANOKE FKEY 1556 CAMPBELL AVE SW				Urban		Roanoke		
Street Name:	Campbell Ave SW						Start (CY)	Budget	Expenditure
Jurisdiction:	Roanoke				PE			\$10	\$0
Description:	FROM: Williamson Rd SE TO: Mid - 100 Block SW				RW				
Scope:	Resurfacing				CN			\$371	\$0
							Total	\$381	\$0
Service Area / Fund	Previous	FY2023	FY2024	FY2025	FY2026	FY2027	FY2028	Total	
State of Good Repair									
State	\$0	\$381	\$0	\$0	\$0	\$0	\$0	\$381	

ROUTE: 0011	PROJECT NAME (NEW)				PROGRAM/SYSTEM		MPO Area		
UPC: 121972	#SGR23LP - CHRISTIANBURG FKEY 2687 ROANOKE ST (RTE 11SB)				Urban		New River Valley		
Street Name:	Roanoke Street						Start (CY)	Budget	Expenditure
Jurisdiction:	Christiansburg				PE			\$5	\$0
Description:					RW				
Scope:	Resurfacing				CN			\$427	\$0
							Total	\$432	\$0
Service Area / Fund	Previous	FY2023	FY2024	FY2025	FY2026	FY2027	FY2028	Total	
State of Good Repair									
State	\$0	\$422	\$0	\$0	\$0	\$0	\$0	\$422	

ROUTE: 0011	PROJECT NAME (NEW)		PROGRAM/SYSTEM				MPO Area	
UPC: 121976	#SGR23LP - RADFORD FKEY 1293 EAST MAIN ST		Urban				NonMPO	
Street Name:	East Main St		Start (CY)		Budget	Expenditure		
Jurisdiction:	Radford		PE		\$5	\$0		
Description:			RW					
Scope:	Resurfacing		CN		\$76	\$0		
			Total		\$81	\$0		
Service Area / Fund	Previous	FY2023	FY2024	FY2025	FY2026	FY2027	FY2028	Total
State of Good Repair								
State	\$0	\$81	\$0	\$0	\$0	\$0	\$0	\$81

ROUTE: 0058	PROJECT NAME		PROGRAM/SYSTEM				MPO Area	
UPC: 17536	RTE 58 - CORRIDOR DEVELOPMENT PROG - 4 LANES (Lovers Leap)		Primary				NonMPO	
Jurisdiction:	Patrick County		Start (CY)		Budget	Expenditure		
Description:	FROM: 0.364 Mi. E. Int. Route 610 (Cloudbreak Road) TO: 0.776 Mi. N. Stuart NCL (7.4050 MI)		PE		1997	\$8,050	\$8,052	
Scope:	Reconstruction w/ Added Capacity		RW		1999	\$10,200	\$6,061	
			CN		2020	\$334,124	\$60,965	
			Total			\$352,375	\$75,078	
Service Area / Fund	Previous	FY2023	FY2024	FY2025	FY2026	FY2027	FY2028	Total
Specialized State and Federal								
State	\$11,849	\$0	\$0	\$0	\$0	\$0	\$0	\$11,849
Bond	\$272,457	\$0	\$0	\$68,061	\$9	\$0	\$0	\$340,526
TOTAL	\$284,306	\$0	\$0	\$68,061	\$9	\$0	\$0	\$352,375

ROUTE: 0058	PROJECT NAME		PROGRAM/SYSTEM				MPO Area	
UPC: 17537	RTE 58 - CORRIDOR DEVELOPMENT PROG - 4 LANES (Vesta)		Primary				NonMPO	
REPORT NOTE: Balance to be determined in FY23 SYIP update								
Jurisdiction:	Patrick County		Start (CY)		Budget	Expenditure		
Description:	FROM: 0.10 MI WEST ROUTE 795 TO: 0.51 MI EAST ROUTE 610 - EAST INTX (CLOUDBREAK ROAD) (4.5500 MI)		PE		1997	\$24,700	\$2,414	
Scope:	Reconstruction w/ Added Capacity		RW		2000	\$8,400	\$3,329	
			CN		2026	\$142,900	\$0	
			Total			\$176,000	\$5,743	
Service Area / Fund	Previous	FY2023	FY2024	FY2025	FY2026	FY2027	FY2028	Total
Specialized State and Federal								
State	\$18,749	\$15,000	\$7,500	\$7,500	\$7,500	\$7,500	\$0	\$63,749
Bond	\$23,213	\$0	\$0	\$19,962	\$69,076	\$0	\$0	\$112,251
TOTAL	\$41,962	\$15,000	\$7,500	\$27,462	\$76,576	\$7,500	\$0	\$176,000

ROUTE: 0058		PROJECT NAME				PROGRAM/SYSTEM		MPO Area		
UPC:	112878	#SGR19VB - RT 58 OVER DAN RIVER (STR 13221) - BRIDGE REPLACE				Primary		NonMPO		
Jurisdiction:	Patrick County							Start (CY)	Budget	Expenditure
Description:	FROM: 0.08 MI. WEST INT. RTE. 632 TO: 0.18 MI. EAST INT. RTE. 632 (1.0000 MI)					PE	2019	\$1,200	\$620	
Scope:	Bridge Replacement w/o Added Capacity					RW	2022	\$400	\$0	
						CN	2023	\$4,950	\$0	
						Total		\$6,550	\$620	
Service Area / Fund	Previous	FY2023	FY2024	FY2025	FY2026	FY2027	FY2028	Total		
State of Good Repair										
Federal	\$350	\$0	\$1,000	\$3,100	\$0	\$0	\$0	\$4,450		
State	\$1,680	\$289	\$131	\$0	\$0	\$0	\$0	\$2,100		
TOTAL	\$2,030	\$289	\$1,131	\$3,100	\$0	\$0	\$0	\$6,550		

ROUTE: 0058		PROJECT NAME				PROGRAM/SYSTEM		MPO Area		
UPC:	115462	#SMART20 - E. Stuart Drive Sidewalk Project - Phase II				Primary		NonMPO		
Street Name:	E. Stuart Drive							Start (CY)	Budget	Expenditure
Jurisdiction:	Galax					PE	2021	\$313	\$72	
Description:	FROM: Larkspur Ln TO: Hanes Rd (0.9700 MI)					RW	2023	\$313	\$0	
Scope:	Facilities for Pedestrians and Bicycles					CN	2024	\$1,387	\$0	
						Total		\$2,013	\$72	
Service Area / Fund	Previous	FY2023	FY2024	FY2025	FY2026	FY2027	FY2028	Total		
District Grant Program										
Federal	\$300	\$0	\$770	\$900	\$0	\$0	\$0	\$1,970		
State	\$0	\$0	\$2	\$41	\$0	\$0	\$0	\$43		
TOTAL	\$300	\$0	\$772	\$941	\$0	\$0	\$0	\$2,013		

ROUTE: 0058		PROJECT NAME				PROGRAM/SYSTEM		MPO Area		
UPC:	119448	#SMART22 - Signal Modification Rte 58 Food City Intersection				Primary		NonMPO		
Street Name:	Route 58 - Stuart Drive							Start (CY)	Budget	Expenditure
Jurisdiction:	Galax					PE	2023	\$110	\$0	
Description:	FROM: Route 58 TO: Food City					RW	2025	\$186	\$0	
Scope:	Traffic Management/Engineering					CN	2026	\$530	\$0	
						Total		\$826	\$0	
Service Area / Fund	Previous	FY2023	FY2024	FY2025	FY2026	FY2027	FY2028	Total		
District Grant Program										
State	\$0	\$426	\$400	\$0	\$0	\$0	\$0	\$826		

ROUTE: 0058		PROJECT NAME				PROGRAM/SYSTEM		MPO Area		
UPC:	119457	#SMART22 - Improvement to US 58 Business and Dogwood Drive				Primary		NonMPO		
Street Name:	Route 58 - A L Philpott Hwy							Start (CY)	Budget	Expenditure
Jurisdiction:	Henry County					PE	2023	\$506	\$0	
Description:	FROM: Route 58 TO: Dogwood Drive					RW	2025	\$287	\$0	
Scope:	Reconstruction w/ Added Capacity					CN	2026	\$1,701	\$0	
						Total		\$2,494	\$0	
Service Area / Fund	Previous	FY2023	FY2024	FY2025	FY2026	FY2027	FY2028	Total		
High Priority Projects										
Federal	\$0	\$600	\$0	\$0	\$600	\$1,200	\$0	\$2,400		
State	\$0	\$0	\$0	\$0	\$0	\$94	\$0	\$94		
TOTAL	\$0	\$600	\$0	\$0	\$600	\$1,294	\$0	\$2,494		

ROUTE: 0077	PROJECT NAME (NEW)		PROGRAM/SYSTEM				MPO Area	
UPC: 120998	#BF - SALEM YEAR 4 - BRIDGE REHAB CONTRACT (D)		Interstate				NonMPO	
Jurisdiction:	Carroll County				Start (CY)	Budget	Expenditure	
Description:	FROM: 15.02 MI. NC Line TO: 9.27 Wyth Co. Line (0.8000 MI)				PE	2024	\$521	\$0
Scope:	Bridge Rehab w/o Added Capacity				RW			
					CN	2027	\$9,894	\$0
					Total		\$10,415	\$0
Service Area / Fund	Previous	FY2023	FY2024	FY2025	FY2026	FY2027	FY2028	Total
Specialized State and Federal								
Federal	\$0	\$0	\$521	\$7,000	\$2,894	\$0	\$0	\$10,415

ROUTE: 0081	PROJECT NAME		PROGRAM/SYSTEM				MPO Area	
UPC: 56899	#SGR23VB INTERSTATE 81 NB BRIDGE REPLACEMENT & ROUTE 232 BR		Interstate				NonMPO	
Jurisdiction:	Montgomery County				Start (CY)	Budget	Expenditure	
Description:	FROM: 0.555 Miles South Montgomery/Pulaski County Line TO: 0.530 Miles North Montgomery/Pulaski County Line (1.0850 MI)				PE	2001	\$7,454	\$7,454
Scope:	Bridge Replacement w/o Added Capacity				RW	2014	\$196	\$196
					CN	2016	\$60,096	\$43,276
					Total		\$67,745	\$50,926
Service Area / Fund	Previous	FY2023	FY2024	FY2025	FY2026	FY2027	FY2028	Total
State of Good Repair								
Federal	\$5,486	\$723	\$0	\$0	\$0	\$0	\$0	\$6,209
Specialized State and Federal								
Federal	\$49,524	\$0	\$0	\$0	\$0	\$0	\$0	\$49,524
Match	\$811	\$0	\$0	\$0	\$0	\$0	\$0	\$811
Legacy CN Formula								
State	\$11,201	\$0	\$0	\$0	\$0	\$0	\$0	\$11,201
TOTAL	\$67,023	\$723	\$0	\$0	\$0	\$0	\$0	\$67,745

ROUTE: 0081	PROJECT NAME		PROGRAM/SYSTEM				MPO Area	
UPC: 108906	#HB2.FY17 I-81 Auxiliary Lanes from Exit 141 to 143		Interstate				Roanoke	
Street Name:	I-81				Start (CY)	Budget	Expenditure	
Jurisdiction:	Roanoke County				PE	2016	\$2,121	\$2,121
Description:	FROM: 0.009 Mi. East of Int. N. Electric Rd TO: 0.026 Mi. West of Int. SBL I-81 Entrance Ramp (2.0000 MI)				RW	2018	\$695	\$272
Scope:	Reconstruction w/ Added Capacity				CN	2019	\$20,520	\$18,447
					Total		\$23,336	\$20,840
Service Area / Fund	Previous	FY2023	FY2024	FY2025	FY2026	FY2027	FY2028	Total
High Priority Projects								
GARVEE	\$10,166	\$0	\$0	\$0	\$0	\$0	\$0	\$10,166
District Grant Program								
GARVEE	\$13,171	\$0	\$0	\$0	\$0	\$0	\$0	\$13,171
TOTAL	\$23,336	\$0	\$0	\$0	\$0	\$0	\$0	\$23,336

ROUTE: 0081	PROJECT NAME					PROGRAM/SYSTEM	MPO Area	
UPC: 110395	#HB2.FY17 I-81 AUX LN FR EXIT 141 -143 GARVEE DEBT SERVICE					Interstate	Roanoke	
Jurisdiction: Roanoke County								
Description:								
Scope:								
Service Area / Fund	Previous	FY2023	FY2024	FY2025	FY2026	FY2027	FY2028	Total
Debt Service								
Federal	\$5,726	\$1,653	\$1,889	\$1,890	\$1,890	\$1,890	\$1,890	\$16,827

ROUTE: 0081	PROJECT NAME					PROGRAM/SYSTEM	MPO Area		
UPC: 111359	#SMART18 - I-81 SB Safety Improvements MM167.4 to MM169.5					Interstate	NonMPO		
REPORT NOTE: Balance to be addressed at CN completion.									
Street Name: I-81						Start (CY)	Budget	Expenditure	
Jurisdiction: Botetourt County						PE	2018	\$581	\$581
Description: FROM: MM167.4 TO: MM 169.5 (2.1000 MI)						RW			
Scope: Reconstruction w/o Added Capacity						CN	2020	\$4,542	\$3,824
						Total		\$5,123	\$4,405
Service Area / Fund	Previous	FY2023	FY2024	FY2025	FY2026	FY2027	FY2028	Total	
District Grant Program									
Federal	\$1,666	\$1,000	\$0	\$0	\$0	\$0	\$0	\$2,666	
State	\$72	\$96	\$0	\$0	\$0	\$0	\$0	\$168	
Specialized State and Federal									
Federal	\$6	\$0	\$0	\$0	\$0	\$0	\$0	\$6	
Match	\$2	\$0	\$0	\$0	\$0	\$0	\$0	\$2	
Bond	\$1,859	\$0	\$0	\$0	\$0	\$0	\$0	\$1,859	
Legacy CN Formula									
State	\$423	\$0	\$0	\$0	\$0	\$0	\$0	\$423	
TOTAL	\$4,028	\$1,096	\$0	\$0	\$0	\$0	\$0	\$5,123	

ROUTE: 0081	PROJECT NAME					PROGRAM/SYSTEM	MPO Area		
UPC: 111373	#SMART18 - I-81 SB Auxiliary Lane from Exit 143 to 141					Interstate	Roanoke		
Street Name: I-81						Start (CY)	Budget	Expenditure	
Jurisdiction: Roanoke County						PE			
Description: FROM: 0.009 Mi. East of Int. N. Electric Rd TO: 0.026 Mi. West of Int. SBL I-81 Entrance Ramp (2.0000 MI)						RW			
Scope: Reconstruction w/ Added Capacity						CN	2019	\$13,829	\$10,768
						Total		\$13,829	\$10,768
Service Area / Fund	Previous	FY2023	FY2024	FY2025	FY2026	FY2027	FY2028	Total	
High Priority Projects									
Federal	\$1,652	\$0	\$0	\$0	\$0	\$0	\$0	\$1,652	
GARVEE	\$11,583	\$0	\$0	\$0	\$0	\$0	\$0	\$11,583	
District Grant Program									
Federal	\$0	\$561	\$0	\$0	\$0	\$0	\$0	\$561	
State	\$33	\$0	\$0	\$0	\$0	\$0	\$0	\$33	
TOTAL	\$13,268	\$561	\$0	\$0	\$0	\$0	\$0	\$13,829	

ROUTE: 0081	PROJECT NAME				PROGRAM/SYSTEM		MPO Area	
UPC: 111983	#SMART18 - 81 SB Aux Ln frm Exit 143-141 GARVEE Debt Service				Interstate		Roanoke	
Jurisdiction: Roanoke County								
Description:								
Scope:								
Service Area / Fund	Previous	FY2023	FY2024	FY2025	FY2026	FY2027	FY2028	Total
Debt Service								
Federal	\$0	\$530	\$1,051	\$1,052	\$1,053	\$1,052	\$1,052	\$5,792

ROUTE: 0081	PROJECT NAME (NEW)				PROGRAM/SYSTEM		MPO Area	
UPC: 116196	#I81CIP MM 116 TO MM 128 ADDING NB LANE (ID #31)				Interstate		New River Valley	
REPORT NOTE: Projects included in approved I-81 CIP with TIFIA financing planned for FY2032								
Street Name: I-81					Start (CY)		Budget	Expenditure
Jurisdiction: Montgomery County					PE	2023	\$17,200	\$0
Description: FROM: MM 116 TO: MM 128 (12.0000 MI)					RW	2026	\$15,620	\$0
Scope: Safety					CN	2027	\$203,451	\$0
Total							\$236,271	\$0
Service Area / Fund	Previous	FY2023	FY2024	FY2025	FY2026	FY2027	FY2028	Total
Interstate Corridor Funds								
State	\$5,752	\$16,023	\$18,570	\$16,389	\$4,828	\$4,216	\$81,032	\$146,809

ROUTE: 0081	PROJECT NAME				PROGRAM/SYSTEM		MPO Area	
UPC: 116197	#I81CIP ADD NB LANE EXITS 128 & 137 (ID #32)				Interstate		Roanoke	
Street Name: I-81					Start (CY)		Budget	Expenditure
Jurisdiction: Roanoke County					PE	2022	\$20,427	\$3
Description: FROM: MM 128 TO: MM 136 (8.8520 MI)					RW	2026	\$4,881	\$0
Scope: Safety					CN	2027	\$240,065	\$0
Total							\$265,372	\$3
Service Area / Fund	Previous	FY2023	FY2024	FY2025	FY2026	FY2027	FY2028	Total
Interstate Corridor Funds								
State	\$45,373	\$8,821	\$20,364	\$26,835	\$11,141	\$5,265	\$60,000	\$177,799
Debt	\$0	\$0	\$0	\$0	\$0	\$87,573	\$0	\$87,573
TOTAL	\$45,373	\$8,821	\$20,364	\$26,835	\$11,141	\$92,838	\$60,000	\$265,372

ROUTE: 0081	PROJECT NAME				PROGRAM/SYSTEM		MPO Area	
UPC: 116198	#I81CIP EXIT 105 NB ACCELERATION LANE EXTENSION (ID #30)				Interstate		New River Valley	
Street Name: I-81					Start (CY)		Budget	Expenditure
Jurisdiction: Montgomery County					PE	2023	\$1,252	\$0
Description: FROM: MM 106 TO: MM 106					RW	2025	\$402	\$0
Scope: Safety					CN	2025	\$9,706	\$0
Total							\$11,361	\$0
Service Area / Fund	Previous	FY2023	FY2024	FY2025	FY2026	FY2027	FY2028	Total
Interstate Corridor Funds								
State	\$0	\$1,250	\$1,654	\$0	\$4,707	\$0	\$0	\$7,612
Debt	\$0	\$0	\$0	\$0	\$0	\$3,749	\$0	\$3,749
TOTAL	\$0	\$1,250	\$1,654	\$0	\$4,707	\$3,749	\$0	\$11,361

ROUTE: 0081		PROJECT NAME				PROGRAM/SYSTEM		MPO Area	
UPC:	116199	#I81CIP EXIT 162 NB ACCELERATION LANE EXTENSION (ID #33)				Interstate		NonMPO	
Street Name:	I-81					Start (CY)		Budget	Expenditure
Jurisdiction:	Botetourt County					PE	2023	\$729	\$0
Description:	FROM: MM 162 TO: MM 163 (1.0000 MI)					RW	2025	\$190	\$0
Scope:	Safety					CN	2025	\$4,578	\$0
						Total		\$5,497	\$0
Service Area / Fund	Previous	FY2023	FY2024	FY2025	FY2026	FY2027	FY2028	Total	
Interstate Corridor Funds									
State	\$0	\$1,000	\$919	\$0	\$1,764	\$0	\$0	\$3,683	
Debt	\$0	\$0	\$0	\$0	\$0	\$1,814	\$0	\$1,814	
TOTAL	\$0	\$1,000	\$919	\$0	\$1,764	\$1,814	\$0	\$5,497	

ROUTE: 0081		PROJECT NAME				PROGRAM/SYSTEM		MPO Area	
UPC:	116200	#I81CIP EXIT 94 SB ACCELERATION LANE EXTENSION (ID #38)				Interstate		NonMPO	
Street Name:	I-81					Start (CY)		Budget	Expenditure
Jurisdiction:	Pulaski County					PE	2023	\$914	\$0
Description:	FROM: MM 94.2 TO: MM 93.7 (0.5000 MI)					RW	2025	\$230	\$0
Scope:	Safety					CN	2025	\$2,528	\$0
						Total		\$3,672	\$0
Service Area / Fund	Previous	FY2023	FY2024	FY2025	FY2026	FY2027	FY2028	Total	
Interstate Corridor Funds									
State	\$0	\$1,000	\$799	\$0	\$73	\$0	\$0	\$1,873	
Debt	\$0	\$0	\$0	\$0	\$0	\$1,799	\$0	\$1,799	
TOTAL	\$0	\$1,000	\$799	\$0	\$73	\$1,799	\$0	\$3,672	

ROUTE: 0081		PROJECT NAME				PROGRAM/SYSTEM		MPO Area	
UPC:	116201	#I81CIP MM 144 TO EXIT 150 ADDING NB AND SB LANES (ID #40)				Interstate		Roanoke	
Street Name:	I-81					Start (CY)		Budget	Expenditure
Jurisdiction:	Roanoke County					PE	2020	\$25,382	\$4,744
Description:	FROM: MM 144 TO: MM 151 (7.2000 MI)					RW	2023	\$6,142	\$0
Scope:	Reconstruction w/ Added Capacity					CN	2024	\$290,633	\$0
						Total		\$322,157	\$4,744
Service Area / Fund	Previous	FY2023	FY2024	FY2025	FY2026	FY2027	FY2028	Total	
Interstate Corridor Funds									
State	\$43,901	\$13,523	\$15,269	\$15,170	\$38,907	\$62,173	\$12,040	\$200,983	
Bond	\$0	\$0	\$0	\$0	\$0	\$14,784	\$0	\$14,784	
Debt	\$0	\$0	\$0	\$0	\$0	\$106,390	\$0	\$106,390	
TOTAL	\$43,901	\$13,523	\$15,269	\$15,170	\$38,907	\$183,347	\$12,040	\$322,157	

ROUTE: 0081	PROJECT NAME				PROGRAM/SYSTEM		MPO Area	
UPC: 116202	#I81CIP EXTEND LANES AT TROUTVILLE SAFETY REST AREA (ID #37)				Interstate		NonMPO	
Street Name:	I-81				Start (CY)		Budget	Expenditure
Jurisdiction:	Botetourt County				PE	2020	\$925	\$897
Description:	FROM: 0.62 MI South of Safety Rest Area TO: 0.26 MI N of Safety Rest Area (0.8800 MI)				RW	2021	\$0	\$0
Scope:	Safety				CN	2021	\$9,057	\$120
					Total		\$9,982	\$1,018
Service Area / Fund	Previous	FY2023	FY2024	FY2025	FY2026	FY2027	FY2028	Total
Interstate Corridor Funds								
State	\$1,350	\$3,712	\$0	\$0	\$0	\$0	\$0	\$5,062
Debt	\$0	\$0	\$4,921	\$0	\$0	\$0	\$0	\$4,921
TOTAL	\$1,350	\$3,712	\$4,921	\$0	\$0	\$0	\$0	\$9,982

ROUTE: 0081	PROJECT NAME				PROGRAM/SYSTEM		MPO Area	
UPC: 116326	#I81CIP SWRO MAINTENANCE FOR NEW CMS & CAMERAS O&M FY20-27				Interstate		Roanoke	
Street Name:	INTERSTATE 81				Start (CY)		Budget	Expenditure
Jurisdiction:	Roanoke County				PE			
Description:	FROM: VA/TN STATE LINE TO: BOTETOURT/ROCKBRIDGE COUNTY LINE				RW			
Scope:	Safety				CN	2020	\$1,598	\$590
					Total		\$1,598	\$590
Service Area / Fund	Previous	FY2023	FY2024	FY2025	FY2026	FY2027	FY2028	Total
Interstate Corridor Funds								
State	\$643	\$227	\$234	\$241	\$124	\$128	\$0	\$1,598

ROUTE: 0081	PROJECT NAME				PROGRAM/SYSTEM		MPO Area	
UPC: 116328	#I81CIP SWRO MGMT FEE FOR NEW CMS & CAMERAS O&M FY20-27				Interstate		Roanoke	
Street Name:	INTERSTATE 81				Start (CY)		Budget	Expenditure
Jurisdiction:	Roanoke County				PE			
Description:	FROM: VA/TN STATE LINE TO: BOTETOURT/ROCKBRIDGE COUNTY LINE				RW			
Scope:	Safety				CN	2020	\$188	\$76
					Total		\$188	\$76
Service Area / Fund	Previous	FY2023	FY2024	FY2025	FY2026	FY2027	FY2028	Total
Interstate Corridor Funds								
State	\$76	\$27	\$28	\$28	\$15	\$15	\$0	\$188

ROUTE: 0081	PROJECT NAME				PROGRAM/SYSTEM		MPO Area	
UPC: 116385	#I81CIP O&M SWRO SSP FY21-27				Interstate		NonMPO	
Street Name:	INTERSTATE 81				Start (CY)		Budget	Expenditure
Jurisdiction:	Roanoke County				PE			
Description:	FROM: VA/TN STATE LINE TO: BOTETOURT/ROCKBRIDGE COUNTY LINE				RW			
Scope:	Safety				CN	2020	\$8,292	\$2,902
					Total		\$8,292	\$2,902
Service Area / Fund	Previous	FY2023	FY2024	FY2025	FY2026	FY2027	FY2028	Total
Interstate Corridor Funds								
Federal	\$2,842	\$0	\$0	\$0	\$0	\$0	\$0	\$2,842
State	\$0	\$1,485	\$1,530	\$788	\$811	\$836	\$0	\$5,450
TOTAL	\$2,842	\$1,485	\$1,530	\$788	\$811	\$836	\$0	\$8,292

ROUTE: 0081	PROJECT NAME		PROGRAM/SYSTEM				MPO Area	
UPC: 119469	#SMART22 - I-81/Route 8 (Exit 114) Park & Ride Lot		Interstate				New River Valley	
Street Name:	I-81 - Park & Ride Lot				Start (CY)	Budget	Expenditure	
Jurisdiction:	Montgomery County		PE	2022		\$1,078	\$15	
Description:	FROM: Route 8 TO: Exit 114		RW	2024		\$888	\$0	
Scope:	Other		CN	2025		\$5,777	\$0	
			Total			\$7,743	\$15	
Service Area / Fund	Previous	FY2023	FY2024	FY2025	FY2026	FY2027	FY2028	Total
High Priority Projects								
Federal	\$0	\$0	\$520	\$800	\$3,480	\$2,700	\$0	\$7,500
State	\$0	\$0	\$0	\$0	\$0	\$243	\$0	\$243
TOTAL	\$0	\$0	\$520	\$800	\$3,480	\$2,943	\$0	\$7,743

ROUTE: 0081	PROJECT NAME (NEW)		PROGRAM/SYSTEM				MPO Area	
UPC: 120995	#BF - SALEM YEAR 3 - BRIDGE REHAB CONTRACT (A)		Interstate				NonMPO	
Jurisdiction:	Botetourt County				Start (CY)	Budget	Expenditure	
Description:	FROM: 6.13 MI. To Rte. 220 TO: 0.55 MI. To Rte. 650 (1.0000 MI)		PE	2023		\$370	\$0	
Scope:	Bridge Rehab w/o Added Capacity		RW					
			CN	2026		\$7,023	\$0	
			Total			\$7,393	\$0	
Service Area / Fund	Previous	FY2023	FY2024	FY2025	FY2026	FY2027	FY2028	Total
Specialized State and Federal								
Federal	\$0	\$300	\$70	\$3,000	\$4,023	\$0	\$0	\$7,393

ROUTE: 0081	PROJECT NAME (NEW)		PROGRAM/SYSTEM				MPO Area	
UPC: 120996	#BF - SALEM YEAR 3 - BRIDGE REHAB CONTRACT (B)		Interstate				Roanoke	
Jurisdiction:	Botetourt County				Start (CY)	Budget	Expenditure	
Description:	FROM: 3.72 MI. RTE. 220 TO: 2.41 MI. RTE. 640		PE	2023		\$308	\$0	
Scope:	Bridge Rehab w/o Added Capacity		RW			\$0	\$0	
			CN	2026		\$5,848	\$0	
			Total			\$6,156	\$0	
Service Area / Fund	Previous	FY2023	FY2024	FY2025	FY2026	FY2027	FY2028	Total
Specialized State and Federal								
Federal	\$0	\$308	\$2,500	\$2,500	\$848	\$0	\$0	\$6,156

ROUTE: 0081	PROJECT NAME (NEW)		PROGRAM/SYSTEM				MPO Area	
UPC: 121672	#ITTF23 VIRGINIA AUTOMATED / ELECTRIC HEAVY VEHICLE TESTBED		Interstate				New River Valley	
Jurisdiction:	Salem District-wide				Start (CY)	Budget	Expenditure	
Description:	FROM: Various TO: Various		PE	2023		\$3,400	\$0	
Scope:	Other		RW					
			CN					
			Total			\$3,400	\$0	
Service Area / Fund	Previous	FY2023	FY2024	FY2025	FY2026	FY2027	FY2028	Total
High Priority Projects								
ITTF	\$0	\$1,000	\$1,400	\$1,000	\$0	\$0	\$0	\$3,400

ROUTE: 0100	PROJECT NAME		PROGRAM/SYSTEM				MPO Area	
UPC: 119470	#SMART22 - Route 100 Safety Improvements		Primary				NonMPO	
Street Name:	Pulaski - Giles Turnpike		Start (CY)		Budget	Expenditure		
Jurisdiction:	Giles County		PE	2022	\$66	\$0		
Description:	FROM: Route 42 TO: 0.10 Miles north of Route 659		RW					
Scope:	Safety		CN	2024	\$394	\$0		
			Total		\$460	\$0		
Service Area / Fund	Previous	FY2023	FY2024	FY2025	FY2026	FY2027	FY2028	Total
District Grant Program								
State	\$460	\$0	\$0	\$0	\$0	\$0	\$0	\$460

ROUTE: 0103	PROJECT NAME		PROGRAM/SYSTEM				MPO Area	
UPC: 115459	#SMART20 - Claudville Highway Intersection Improvement		Primary				NonMPO	
Street Name:	Claudville Highway		Start (CY)		Budget	Expenditure		
Jurisdiction:	Patrick County		PE	2021	\$431	\$0		
Description:	FROM: E of Hatchers Chapel Rd TO: W of Hatchers Chapel Rd (0.4800 MI)		RW		\$176	\$0		
Scope:	Safety		CN	2026	\$1,497	\$0		
			Total		\$2,104	\$0		
Service Area / Fund	Previous	FY2023	FY2024	FY2025	FY2026	FY2027	FY2028	Total
District Grant Program								
State	\$821	\$176	\$1,107	\$0	\$0	\$0	\$0	\$2,104

ROUTE: 0111	PROJECT NAME (NEW)		PROGRAM/SYSTEM				MPO Area	
UPC: 121020	#SGR23LB-RTE 111 OVER WALNUT BRANCH (STR. 22525) BRIDGE REPL		Primary				New River Valley	
Jurisdiction:	Christiansburg		Start (CY)		Budget	Expenditure		
Description:	FROM: 0.3 MI. INT. RTE. 460 (BUS) TO: 0.0 MI. INT. PARK STREET		PE	2026	\$797	\$0		
Scope:	Bridge Replacement w/o Added Capacity		RW		\$228	\$0		
			CN	2029	\$3,193	\$0		
			Total		\$4,218	\$0		
Service Area / Fund	Previous	FY2023	FY2024	FY2025	FY2026	FY2027	FY2028	Total
State of Good Repair								
State	\$0	\$0	\$0	\$0	\$0	\$2,109	\$2,109	\$4,218

ROUTE: 0114	PROJECT NAME (NEW)		PROGRAM/SYSTEM				MPO Area	
UPC: 121973	#SGR23LP - CHRISTIANBURG FKEY 2681 PEPPERS FERRY RD		Urban				New River Valley	
Street Name:	Peppers Ferry Rd		Start (CY)		Budget	Expenditure		
Jurisdiction:	Christiansburg		PE		\$5	\$0		
Description:			RW					
Scope:	Resurfacing		CN		\$281	\$0		
			Total		\$286	\$0		
Service Area / Fund	Previous	FY2023	FY2024	FY2025	FY2026	FY2027	FY2028	Total
State of Good Repair								
State	\$0	\$276	\$0	\$0	\$0	\$0	\$0	\$276

ROUTE:	0115	PROJECT NAME	PROGRAM/SYSTEM					MPO Area
UPC:	111366	#SMART18 - Plantation Rd Bike/Ped/Streetscape Phase II	Urban					Roanoke
REPORT NOTE: Locally Administered.								
Street Name:	Plantation Road		Start (CY)		Budget	Expenditure		
Jurisdiction:	Roanoke County		PE	2019	\$246	\$254		
Description:	FROM: Walrond Drive TO: Gander Way (0.2000 MI)		RW	2020	\$115	\$4		
Scope:	Facilities for Pedestrians and Bicycles		CN	2021	\$1,953	\$1,434		
			Total		\$2,314	\$1,692		
Service Area / Fund	Previous	FY2023	FY2024	FY2025	FY2026	FY2027	FY2028	Total
District Grant Program								
Federal	\$1,251	\$0	\$0	\$0	\$0	\$0	\$0	\$1,251
State	\$841	\$0	\$0	\$0	\$0	\$0	\$0	\$841
Other Funds								
Other	\$222	\$0	\$0	\$0	\$0	\$0	\$0	\$222
TOTAL	\$2,314	\$0	\$0	\$0	\$0	\$0	\$0	\$2,314

ROUTE:	0122	PROJECT NAME	PROGRAM/SYSTEM					MPO Area
UPC:	109287	#HB2.FY17 Rte 122 & Rte 636 Intersection Safety Improvements	Primary					NonMPO
REPORT NOTE: Balance to be addressed at CN completion								
Street Name:	Booker T. Washington Highway		Start (CY)		Budget	Expenditure		
Jurisdiction:	Franklin County		PE	2016	\$874	\$874		
Description:	FROM: 0.161 Mi South of Route 636 TO: 0.090 Mi North of Route 636 (0.2000 MI)		RW	2018	\$308	\$186		
Scope:	Reconstruction w/o Added Capacity		CN	2020	\$2,508	\$1,946		
			Total		\$3,690	\$3,006		
Service Area / Fund	Previous	FY2023	FY2024	FY2025	FY2026	FY2027	FY2028	Total
District Grant Program								
Federal	\$2,228	\$0	\$0	\$0	\$0	\$0	\$0	\$2,228
State	\$1,540	\$0	\$0	\$0	\$0	\$0	\$0	\$1,540
Specialized State and Federal								
Federal	\$38	\$0	\$0	\$0	\$0	\$0	\$0	\$38
TOTAL	\$3,806	\$0	\$0	\$0	\$0	\$0	\$0	\$3,806

ROUTE:	0122	PROJECT NAME	PROGRAM/SYSTEM					MPO Area
UPC:	115458	#SMART20 - Int Imprv on Rtes 122 & 636 (Lost Mtn Rd)	Primary					NonMPO
Street Name:	Booker T Washington Highway		Start (CY)		Budget	Expenditure		
Jurisdiction:	Franklin County		PE	2021	\$1,340	\$66		
Description:	FROM: 0.1 mi W Lost Mtn Rd TO: 0.7 mi E Lost Mtn Rd (0.8000 MI)		RW	2024	\$1,125	\$0		
Scope:	Safety		CN	2025	\$7,294	\$0		
			Total		\$9,759	\$66		
Service Area / Fund	Previous	FY2023	FY2024	FY2025	FY2026	FY2027	FY2028	Total
District Grant Program								
Federal	\$0	\$500	\$2,309	\$2,806	\$0	\$0	\$0	\$5,615
State	\$375	\$19	\$344	\$2,750	\$656	\$0	\$0	\$4,144
TOTAL	\$375	\$519	\$2,652	\$5,556	\$656	\$0	\$0	\$9,759

ROUTE: 0149	PROJECT NAME				PROGRAM/SYSTEM		MPO Area			
UPC: 119472	#SMART22 - Walnut Avenue Corridor Improvements Phase 3				Primary		Roanoke			
Street Name:	Walnut Avenue						Start (CY)	Budget	Expenditure	
Jurisdiction:	Vinton						PE	2023	\$1,094	\$0
Description:	FROM: 1st Street TO: 4th Street						RW	2025	\$824	\$0
Scope:	Reconstruction w/ Added Capacity						CN	2026	\$5,482	\$0
							Total		\$7,400	\$0
Service Area / Fund	Previous	FY2023	FY2024	FY2025	FY2026	FY2027	FY2028	Total		
District Grant Program										
Federal	\$0	\$0	\$0	\$0	\$1,885	\$2,000	\$0	\$3,885		
State	\$444	\$0	\$1,250	\$0	\$1,115	\$706	\$0	\$3,515		
TOTAL	\$444	\$0	\$1,250	\$0	\$3,000	\$2,706	\$0	\$7,400		

ROUTE: 0220	PROJECT NAME				PROGRAM/SYSTEM		MPO Area			
UPC: T24740	Route 220 Superstreet Improvement				Primary		Roanoke			
Street Name:	Roanoke Road						Start (CY)	Budget	Expenditure	
Jurisdiction:	Botetourt County						PE		\$1,889	\$0
Description:	FROM: Tinker Mountain Dr TO: Catawba Rd (0.8000 MI)						RW		\$1,213	\$0
Scope:	Safety						CN		\$12,359	\$0
							Total		\$15,461	\$0
Service Area / Fund	Previous	FY2023	FY2024	FY2025	FY2026	FY2027	FY2028	Total		
Specialized State and Federal										
MPO RSTP	\$0	\$0	\$735	\$189	\$0	\$0	\$0	\$924		

ROUTE: 0220	PROJECT NAME				PROGRAM/SYSTEM		MPO Area			
UPC: 110599	#SGR18VB - RT 220 OVER REED CREEK (STR 10063) - BR REPLACE				Primary		NonMPO			
Jurisdiction:	Henry County						Start (CY)	Budget	Expenditure	
Description:	FROM: 0.380 Mi. E. Rte. 220 TO: 0.482 Mi. E. Rte. 220 (0.1000 MI)						PE			
Scope:	Bridge Replacement w/o Added Capacity						RW			
							CN	2022	\$6,350	\$0
							Total		\$6,350	\$0
Service Area / Fund	Previous	FY2023	FY2024	FY2025	FY2026	FY2027	FY2028	Total		
State of Good Repair										
Federal	\$0	\$1,500	\$2,108	\$1,100	\$0	\$0	\$0	\$4,708		
State	\$1,177	\$0	\$0	\$0	\$0	\$0	\$0	\$1,177		
Legacy CN Formula										
State	\$465	\$0	\$0	\$0	\$0	\$0	\$0	\$465		
TOTAL	\$1,642	\$1,500	\$2,108	\$1,100	\$0	\$0	\$0	\$6,350		

ROUTE: 0220	PROJECT NAME				PROGRAM/SYSTEM		MPO Area			
UPC: 111363	#SMART18 - Virginia Ave Pedestrian Safety Accommodation				Primary		NonMPO			
Street Name:	Virginia Avenue						Start (CY)	Budget	Expenditure	
Jurisdiction:	Henry County						PE	2017	\$183	\$183
Description:	FROM: Wheeler Avenue TO: Printers Lane (0.2000 MI)						RW	2020	\$84	\$86
Scope:	Facilities for Pedestrians and Bicycles						CN	2021	\$497	\$295
							Total		\$764	\$564
Service Area / Fund	Previous	FY2023	FY2024	FY2025	FY2026	FY2027	FY2028	Total		
District Grant Program										
State	\$764	\$0	\$0	\$0	\$0	\$0	\$0	\$764		

ROUTE:	0220	PROJECT NAME	PROGRAM/SYSTEM					MPO Area		
UPC:	113174	#SMART18 - SummitView Business Park Intersection Improvemnts	Primary					NonMPO		
REPORT NOTE: App ID 1426 is associated with UPC 111362, 114044, 112386 and UPC 111821.										
Street Name:	Rotue 220 - Virgil Goode Hwy						Start (CY)	Budget	Expenditure	
Jurisdiction:	Franklin County						PE	2018	\$604	\$17
Description:	FROM: Rte 693 Green Level Rd TO: New Southern Entrance to Business Park						RW	2021	\$163	\$0
Scope:	Reconstruction w/ Added Capacity						CN	2022	\$7,954	\$0
							Total		\$8,721	\$17
Service Area / Fund	Previous	FY2023	FY2024	FY2025	FY2026	FY2027	FY2028	Total		
Revenue Sharing										
State	\$524	\$2,100	\$3,752	\$0	\$0	\$0	\$0	\$6,376		
Local	\$524	\$2,100	\$3,752	\$0	\$0	\$0	\$0	\$6,376		
TOTAL	\$1,048	\$4,200	\$7,503	\$0	\$0	\$0	\$0	\$12,751		

ROUTE:	0220	PROJECT NAME	PROGRAM/SYSTEM					MPO Area		
UPC:	115455	#SMART20 - Int Imprv on Rtes 220/619 (Pleasant Hill/Sontag)	Primary					NonMPO		
Street Name:	Virgil Goode Highway						Start (CY)	Budget	Expenditure	
Jurisdiction:	Franklin County						PE	2020	\$873	\$80
Description:	FROM: 0.06 Miles South of Route 1209 (Dyer St.) TO: 0.11 Miles North of Route 697 (Wirtz Rd.) (26.2700 MI)						RW	2022	\$909	\$0
Scope:	Safety						CN	2023	\$4,146	\$0
							Total		\$5,928	\$80
Service Area / Fund	Previous	FY2023	FY2024	FY2025	FY2026	FY2027	FY2028	Total		
District Grant Program										
Federal	\$2,625	\$1,283	\$643	\$0	\$0	\$0	\$0	\$4,551		
State	\$100	\$985	\$292	\$0	\$0	\$0	\$0	\$1,377		
TOTAL	\$2,725	\$2,268	\$935	\$0	\$0	\$0	\$0	\$5,928		

ROUTE:	0220	PROJECT NAME	PROGRAM/SYSTEM					MPO Area		
UPC:	115456	#SMART20 - Int Imprv on Rtes 220/919 (Grassy Hill)	Primary					NonMPO		
Street Name:	Virgil Goode Highway						Start (CY)	Budget	Expenditure	
Jurisdiction:	Franklin County						PE	2021	\$818	\$90
Description:	FROM: 0.1 Mi S Grassy Hill Rd TO: 0.3 Mi N Grassy Hill Rd (0.4000 MI)						RW	2024	\$369	\$0
Scope:	Safety						CN	2025	\$5,771	\$0
							Total		\$6,958	\$90
Service Area / Fund	Previous	FY2023	FY2024	FY2025	FY2026	FY2027	FY2028	Total		
District Grant Program										
Federal	\$0	\$360	\$1,384	\$3,432	\$0	\$0	\$0	\$5,176		
State	\$413	\$45	\$0	\$1,324	\$0	\$0	\$0	\$1,782		
TOTAL	\$413	\$405	\$1,384	\$4,756	\$0	\$0	\$0	\$6,958		

ROUTE: 0220		PROJECT NAME				PROGRAM/SYSTEM		MPO Area	
UPC:	115457	#SMART20 - Rte 220 and International Parkway Intersection				Primary		Roanoke	
Street Name:	Roanoke Road					Start (CY)		Budget	Expenditure
Jurisdiction:	Botetourt County					PE	2021	\$876	\$195
Description:	FROM: 0.25 mi N International Parkway TO: 0.25 mi S International Parkway (0.5000 MI)					RW	2023	\$163	\$0
Scope:	Safety					CN	2024	\$3,512	\$0
						Total		\$4,551	\$195
Service Area / Fund	Previous	FY2023	FY2024	FY2025	FY2026	FY2027	FY2028	Total	
District Grant Program									
Federal	\$0	\$0	\$2,100	\$2,024	\$0	\$0	\$0	\$4,124	
State	\$0	\$0	\$127	\$0	\$0	\$0	\$0	\$127	
Specialized State and Federal									
MPO RSTP	\$300	\$0	\$0	\$0	\$0	\$0	\$0	\$300	
TOTAL	\$300	\$0	\$2,227	\$2,024	\$0	\$0	\$0	\$4,551	

ROUTE: 0220		PROJECT NAME				PROGRAM/SYSTEM		MPO Area	
UPC:	117221	Franklin Road Sidewalk Improvements - Rt. 220 B- Phase 2				Urban		Roanoke	
Street Name:	Franklin Road					Start (CY)		Budget	Expenditure
Jurisdiction:	Roanoke					PE	2021	\$10	\$8
Description:	FROM: 3763 Franklin Rd TO: Hounds Chase Ln					RW			
Scope:	Facilities for Pedestrians and Bicycles					CN	2021	\$2,231	\$0
						Total		\$2,241	\$8
Service Area / Fund	Previous	FY2023	FY2024	FY2025	FY2026	FY2027	FY2028	Total	
VA Safety Funds									
Federal	\$1,500	\$281	\$0	\$0	\$0	\$0	\$0	\$1,781	
Specialized State and Federal									
Federal	\$10	\$0	\$0	\$0	\$0	\$0	\$0	\$10	
Other Funds									
Other	\$449	\$0	\$0	\$0	\$0	\$0	\$0	\$449	
TOTAL	\$1,959	\$281	\$0	\$0	\$0	\$0	\$0	\$2,241	

ROUTE: 0220		PROJECT NAME				PROGRAM/SYSTEM		MPO Area	
UPC:	119463	#SMART22 - Bonbrook Mill (Rte 635) / Rte 220 Improvements				Primary		NonMPO	
Street Name:	Route 220					Start (CY)		Budget	Expenditure
Jurisdiction:	Franklin County					PE	2022	\$681	\$4
Description:	FROM: Route 220 TO: Bonbrook Mill Road					RW			
Scope:	Reconstruction w/ Added Capacity					CN	2024	\$5,661	\$0
						Total		\$6,342	\$4
Service Area / Fund	Previous	FY2023	FY2024	FY2025	FY2026	FY2027	FY2028	Total	
District Grant Program									
State	\$3,502	\$711	\$862	\$1,268	\$0	\$0	\$0	\$6,342	

ROUTE: 0220		PROJECT NAME				PROGRAM/SYSTEM		MPO Area	
UPC:	119467	#SMART22 - Roadway Improvements on Rtes 220/613 (Naff Road)				Primary		NonMPO	
Street Name:	Route 220 - Virgil H Goode Highway					Start (CY)	Budget	Expenditure	
Jurisdiction:	Franklin County					PE	2022	\$1,221	\$12
Description:	FROM: Route 220 TO: Naff Road					RW	2024	\$197	\$0
Scope:	Reconstruction w/ Added Capacity					CN	2025	\$4,449	\$0
						Total		\$5,866	\$12
Service Area / Fund	Previous	FY2023	FY2024	FY2025	FY2026	FY2027	FY2028	Total	
High Priority Projects									
Federal	\$0	\$0	\$600	\$700	\$2,400	\$2,100	\$0	\$5,800	
State	\$0	\$0	\$0	\$0	\$0	\$66	\$0	\$66	
TOTAL	\$0	\$0	\$600	\$700	\$2,400	\$2,166	\$0	\$5,866	

ROUTE: 0220		PROJECT NAME (NEW)				PROGRAM/SYSTEM		MPO Area	
UPC:	121974	#SGR23LP - MARTINSVILLE FKEY 746 S MEMORIAL BLVD				Urban		NonMPO	
Street Name:	South Memorial Blvd					Start (CY)	Budget	Expenditure	
Jurisdiction:	Martinsville					PE		\$10	\$0
Description:						RW			
Scope:	Resurfacing					CN		\$511	\$0
						Total		\$521	\$0
Service Area / Fund	Previous	FY2023	FY2024	FY2025	FY2026	FY2027	FY2028	Total	
State of Good Repair									
State	\$44	\$256	\$221	\$0	\$0	\$0	\$0	\$521	

ROUTE: 0221		PROJECT NAME				PROGRAM/SYSTEM		MPO Area	
UPC:	107063	Rt. 221 Bedford Co. - Pedestrian Safety Improvements				Primary		Lynchburg	
Street Name:	FOREST ROAD					Start (CY)	Budget	Expenditure	
Jurisdiction:	Bedford County					PE	2016	\$480	\$493
Description:	FROM: 0.013 Mi. W. Int. Rte.663 and Rte. 221 TO: 0.013 Mi. W. Int. Rte.221 and Rte.1425 (0.6560 MI)					RW	2021	\$619	\$469
Scope:	Safety					CN	2022	\$1,451	\$0
						Total		\$2,550	\$962
Service Area / Fund	Previous	FY2023	FY2024	FY2025	FY2026	FY2027	FY2028	Total	
VA Safety Funds									
Federal	\$607	\$500	\$383	\$0	\$0	\$0	\$0	\$1,490	
Specialized State and Federal									
Federal	\$1,060	\$0	\$0	\$0	\$0	\$0	\$0	\$1,060	
TOTAL	\$1,667	\$500	\$383	\$0	\$0	\$0	\$0	\$2,550	

ROUTE: 0221	PROJECT NAME				PROGRAM/SYSTEM		MPO Area	
UPC: 108914	#HB2.FY17 Route 221 Congestion and Safety Improvements				Primary		Lynchburg	
REPORT NOTE: Balance to be addressed at CN completion								
Street Name:	Forest Road				Start (CY)		Budget	Expenditure
Jurisdiction:	Bedford County				PE	2017	\$766	\$802
Description:	FROM: Graves Mill Road TO: Gristmill Drive (0.4000 MI)				RW	2019	\$688	\$407
Scope:	Safety				CN	2021	\$5,200	\$861
					Total		\$6,654	\$2,070
Service Area / Fund	Previous	FY2023	FY2024	FY2025	FY2026	FY2027	FY2028	Total
High Priority Projects								
Federal	\$3,654	\$0	\$0	\$0	\$0	\$0	\$0	\$3,654
State	\$2,765	\$0	\$0	\$0	\$0	\$0	\$0	\$2,765
TOTAL	\$6,420	\$0	\$0	\$0	\$0	\$0	\$0	\$6,420

ROUTE: 0311	PROJECT NAME				PROGRAM/SYSTEM		MPO Area	
UPC: 108904	#HB2.FY17 Route 311 / Route 419 Int. Safety & Congestion Imp				Primary		Roanoke	
REPORT NOTE: Balance to be addressed at CN award								
Street Name:	Catawba Valley Drive				Start (CY)		Budget	Expenditure
Jurisdiction:	Roanoke County				PE	2016	\$487	\$489
Description:	FROM: 0.070 MI WEST OF CATAWBA VALLEY DR (ROUTE 311) TO: 0.100 MI NORTH CATAWBA VALLEY DR (ROUTE 311) (0.1000 MI)				RW	2020	\$21	\$21
Scope:	Reconstruction w/o Added Capacity				CN	2021	\$3,051	\$172
					Total		\$3,560	\$682
Service Area / Fund	Previous	FY2023	FY2024	FY2025	FY2026	FY2027	FY2028	Total
District Grant Program								
State	\$3,567	\$0	\$0	\$0	\$0	\$0	\$0	\$3,567

ROUTE: 0311	PROJECT NAME				PROGRAM/SYSTEM		MPO Area	
UPC: 111066	Pedestrian Bridge over Rt. 311 - Roanoke County				Primary		NonMPO	
Street Name:	Catawba Valley Drive				Start (CY)		Budget	Expenditure
Jurisdiction:	Roanoke County				PE	2018	\$625	\$550
Description:	FROM: Route 864 TO: 0.2 miles North of Route 864				RW	2022	\$57	\$0
Scope:	Facilities for Pedestrians and Bicycles				CN	2023	\$2,198	\$0
					Total		\$2,880	\$550
Service Area / Fund	Previous	FY2023	FY2024	FY2025	FY2026	FY2027	FY2028	Total
VA Safety Funds								
Federal	\$275	\$325	\$0	\$1,980	\$0	\$0	\$0	\$2,580
Specialized State and Federal								
Federal	\$300	\$0	\$0	\$0	\$0	\$0	\$0	\$300
TOTAL	\$575	\$325	\$0	\$1,980	\$0	\$0	\$0	\$2,880

ROUTE: 0311		PROJECT NAME				PROGRAM/SYSTEM		MPO Area	
UPC:	112877	#SGR19VB - RT 311 OVER MEADOW CREEK (STR 5471) - BR REPLACE				Primary		NonMPO	
Jurisdiction:	Craig County					Start (CY)		Budget	Expenditure
Description:	FROM: 0.056 Mi. South of Route 646 TO: 0.057 Mi. North of Route 646 (0.1135 MI)					PE			
Scope:	Bridge Replacement w/o Added Capacity					RW			
					CN	2021	\$2,371	\$523	
					Total		\$2,371	\$523	
Service Area / Fund	Previous	FY2023	FY2024	FY2025	FY2026	FY2027	FY2028	Total	
State of Good Repair									
Federal	\$500	\$828	\$1,000	\$0	\$0	\$0	\$0	\$2,328	
State	\$43	\$0	\$0	\$0	\$0	\$0	\$0	\$43	
TOTAL	\$543	\$828	\$1,000	\$0	\$0	\$0	\$0	\$2,371	

ROUTE: 0419		PROJECT NAME				PROGRAM/SYSTEM		MPO Area		
UPC:	107061	#HB2.FY17 Rte 419 Safety Improvements at Tanglewood				Primary		Roanoke		
REPORT NOTE: Balance to be addressed at CN completion										
Street Name:	Electric Road					Start (CY)		Budget	Expenditure	
Jurisdiction:	Roanoke County					PE		2016	\$1,095	\$1,095
Description:	FROM: Route 867 TO: Route 220 (0.5700 MI)					RW		2019	\$645	\$586
Scope:	Safety					CN		2020	\$5,300	\$4,615
					Total			\$7,040	\$6,296	
Service Area / Fund	Previous	FY2023	FY2024	FY2025	FY2026	FY2027	FY2028	Total		
District Grant Program										
Federal	\$3,725	\$0	\$0	\$0	\$0	\$0	\$0	\$3,725		
State	\$1,425	\$0	\$0	\$0	\$0	\$0	\$0	\$1,425		
Specialized State and Federal										
Federal	\$1,598	\$0	\$0	\$0	\$0	\$0	\$0	\$1,598		
Match	\$22	\$0	\$0	\$0	\$0	\$0	\$0	\$22		
Other Funds										
Other	\$278	\$0	\$0	\$0	\$0	\$0	\$0	\$278		
TOTAL	\$7,048	\$0	\$0	\$0	\$0	\$0	\$0	\$7,048		

ROUTE: 0419		PROJECT NAME				PROGRAM/SYSTEM		MPO Area		
UPC:	111367	#SMART18 - Mason Creek Greenway Ph3 - 419 Multimodal Imprv				Urban		Roanoke		
Street Name:	Electric Road					Start (CY)		Budget	Expenditure	
Jurisdiction:	Salem					PE		2021	\$200	\$1
Description:	FROM: Mason Creek Greenway TO: Hanging Rock Battlefield Trail					RW		2023	\$150	\$0
Scope:	Facilities for Pedestrians and Bicycles					CN		2024	\$2,260	\$0
					Total			\$2,610	\$1	
Service Area / Fund	Previous	FY2023	FY2024	FY2025	FY2026	FY2027	FY2028	Total		
District Grant Program										
Federal	\$75	\$844	\$623	\$1,068	\$0	\$0	\$0	\$2,610		

ROUTE: 0419	PROJECT NAME					PROGRAM/SYSTEM		MPO Area		
UPC: 111407	#SMART18 - Rte 419 & Rte 221 Adaptive Traffic Control					Primary		Roanoke		
Street Name:	Rte 419 Electric Rd.							Start (CY)	Budget	Expenditure
Jurisdiction:	Roanoke County					PE	2017	\$58	\$58	
Description:	FROM: Rte 221 TO: Rte 419					RW				
Scope:	Traffic Management/Engineering					CN	2019	\$584	\$584	
						Total		\$642	\$642	
Service Area / Fund	Previous	FY2023	FY2024	FY2025	FY2026	FY2027	FY2028	Total		
District Grant Program										
Federal	\$351	\$0	\$0	\$0	\$0	\$0	\$0	\$351		
State	\$291	\$0	\$0	\$0	\$0	\$0	\$0	\$291		
TOTAL	\$642	\$0	\$0	\$0	\$0	\$0	\$0	\$642		

ROUTE: 0419	PROJECT NAME					PROGRAM/SYSTEM		MPO Area		
UPC: 115460	#SMART20 - Rte 419 & Rte 220 Diverging Diamond Interchange					Primary		Roanoke		
Street Name:	Electric Road							Start (CY)	Budget	Expenditure
Jurisdiction:	Roanoke County					PE	2019	\$1,637	\$1,026	
Description:	FROM: 0.5 Mi. W. Rte. 220 TO: 0.23 Mi. E.. Rte. 220 (0.7300 MI)					RW		\$2,488	\$0	
Scope:	Other					CN	2023	\$13,380	\$0	
						Total		\$17,505	\$1,026	
Service Area / Fund	Previous	FY2023	FY2024	FY2025	FY2026	FY2027	FY2028	Total		
High Priority Projects										
Federal	\$0	\$0	\$2,000	\$2,000	\$3,176	\$0	\$0	\$7,176		
GARVEE	\$2,967	\$0	\$0	\$0	\$0	\$0	\$0	\$2,967		
District Grant Program										
State	\$0	\$0	\$0	\$1,630	\$0	\$0	\$0	\$1,630		
Specialized State and Federal										
MPO RSTP	\$2,271	\$87	\$1,099	\$1,223	\$1,051	\$0	\$0	\$5,732		
TOTAL	\$5,238	\$87	\$3,099	\$4,853	\$4,227	\$0	\$0	\$17,505		

ROUTE: 0419	PROJECT NAME					PROGRAM/SYSTEM		MPO Area		
UPC: 119462	#SMART22 - Route 419 Streetscape Improvements, Phase 2					Primary		Roanoke		
Street Name:	Rotue 419 / Electric Road							Start (CY)	Budget	Expenditure
Jurisdiction:	Roanoke County					PE	2022	\$1,908	\$5	
Description:	FROM: Odgen Road TO: Starkey Road					RW		\$1,132	\$0	
Scope:	Reconstruction w/ Added Capacity					CN	2026	\$15,430	\$0	
						Total		\$18,469	\$5	
Service Area / Fund	Previous	FY2023	FY2024	FY2025	FY2026	FY2027	FY2028	Total		
District Grant Program										
Federal	\$0	\$386	\$0	\$0	\$0	\$0	\$0	\$386		
State	\$0	\$750	\$558	\$0	\$5,731	\$6,697	\$0	\$13,736		
Specialized State and Federal										
MPO RSTP	\$0	\$0	\$194	\$1,617	\$2,359	\$177	\$0	\$4,347		
TOTAL	\$0	\$1,136	\$752	\$1,617	\$8,090	\$6,875	\$0	\$18,469		

ROUTE:	0419	PROJECT NAME (NEW)	PROGRAM/SYSTEM					MPO Area
UPC:	121433	#SMART20 RTE 419&220 DIVERGING DIAMOND GARVEE DEBT SERVICE	Primary					Roanoke
Jurisdiction:	Roanoke County							
Description:	FROM: 0.5 Mi. W. Rte. 220 TO: 0.23 Mi. E.. Rte. 220							
Scope:								
Service Area / Fund	Previous	FY2023	FY2024	FY2025	FY2026	FY2027	FY2028	Total
Debt Service								
Federal	\$0	\$0	\$136	\$269	\$270	\$269	\$270	\$1,214

ROUTE:	0460	PROJECT NAME	PROGRAM/SYSTEM					MPO Area	
UPC:	8753	#HB2.FY17 Rte460 - Add'n of CTL w/ Bike Ln, Curb, Sidewalk	Urban					Roanoke	
Street Name:	EAST MAIN STREET					Start (CY)	Budget	Expenditure	
Jurisdiction:	Salem					PE	1989	\$3,535	\$3,535
Description:	FROM: 0.028 Mi. West of Route 311 (Thompson Memorial Blvd.) TO: 0.006 Mi. West of Brand Ave. (0.5473 MI)					RW	2016	\$1,615	\$1,704
Scope:	Reconstruction w/o Added Capacity					CN	2017	\$10,848	\$9,477
						Total		\$15,998	\$14,715
Service Area / Fund	Previous	FY2023	FY2024	FY2025	FY2026	FY2027	FY2028	Total	
District Grant Program									
Federal	\$2,913	\$0	\$0	\$0	\$0	\$0	\$0	\$2,913	
Specialized State and Federal									
Federal	\$546	\$0	\$0	\$0	\$0	\$0	\$0	\$546	
Match	\$19	\$0	\$0	\$0	\$0	\$0	\$0	\$19	
Local	\$539	\$0	\$0	\$0	\$0	\$0	\$0	\$539	
Legacy CN Formula									
Federal	\$1,093	\$0	\$0	\$0	\$0	\$0	\$0	\$1,093	
Match	\$586	\$0	\$0	\$0	\$0	\$0	\$0	\$586	
State	\$10,067	\$0	\$0	\$0	\$0	\$0	\$0	\$10,067	
Other Funds									
Other	\$163	\$0	\$0	\$0	\$0	\$0	\$0	\$163	
TOTAL	\$15,925	\$0	\$0	\$0	\$0	\$0	\$0	\$15,925	

ROUTE:	0460	PROJECT NAME	PROGRAM/SYSTEM					MPO Area	
UPC:	104387	#HB2.FY17 Intersection Improv - N. Franklin St/Cambria St	Urban					New River Valley	
Street Name:	N. Franklin / Cambria					Start (CY)	Budget	Expenditure	
Jurisdiction:	Christiansburg					PE	2016	\$764	\$764
Description:	FROM: 0.25 mi N of intersection with Cambria St (Rte 111) TO: 0.02 mi N of intersection with Independence Blvd (0.7700 MI)					RW	2018	\$592	\$592
Scope:	Other					CN	2019	\$6,829	\$6,624
						Total		\$8,185	\$7,980
Service Area / Fund	Previous	FY2023	FY2024	FY2025	FY2026	FY2027	FY2028	Total	
District Grant Program									
Federal	\$2,819	\$0	\$0	\$0	\$0	\$0	\$0	\$2,819	
State	\$2,789	\$0	\$0	\$0	\$0	\$0	\$0	\$2,789	
Specialized State and Federal									
Local	\$0	\$0	\$0	\$0	\$0	\$0	\$0	\$0	
Legacy CN Formula									
State	\$2,564	\$0	\$0	\$0	\$0	\$0	\$0	\$2,564	
Other Funds									
Other	\$13	\$0	\$0	\$0	\$0	\$0	\$0	\$13	
TOTAL	\$8,185	\$0	\$0	\$0	\$0	\$0	\$0	\$8,185	

ROUTE: 0460		PROJECT NAME				PROGRAM/SYSTEM		MPO Area	
UPC: 108907		#HB2.FY17 US 460 S Curves				Primary		NonMPO	
REPORT NOTE: Balance to be addressed at CN completion									
Street Name: US 460						Start (CY)		Budget	Expenditure
Jurisdiction: Bedford County						PE	2016	\$2,530	\$2,530
Description: FROM: 0.489 Mi West Rte 726 TO: 0.910 Mi East Rte 726 (1.4000 MI)						RW	2018	\$256	\$186
Scope: Reconstruction w/o Added Capacity						CN	2019	\$14,552	\$11,935
						Total		\$17,338	\$14,650
Service Area / Fund	Previous	FY2023	FY2024	FY2025	FY2026	FY2027	FY2028	Total	
District Grant Program									
Federal/State	\$85	\$0	\$0	\$0	\$0	\$0	\$0	\$85	
Federal	\$16,460	\$0	\$0	\$0	\$0	\$0	\$0	\$16,460	
State	\$750	\$0	\$0	\$0	\$0	\$0	\$0	\$750	
Specialized State and Federal									
Federal	\$40	\$0	\$0	\$0	\$0	\$0	\$0	\$40	
State	\$1	\$0	\$0	\$0	\$0	\$0	\$0	\$1	
Legacy CN Formula									
State	\$4	\$0	\$0	\$0	\$0	\$0	\$0	\$4	
TOTAL	\$17,339	\$0	\$0	\$0	\$0	\$0	\$0	\$17,339	

ROUTE: 0460		PROJECT NAME				PROGRAM/SYSTEM		MPO Area	
UPC: 111370		#SMART18 - Hollins Rd & Orange Ave Intersection Improvements				Urban		Roanoke	
Street Name: Orange Avenue						Start (CY)		Budget	Expenditure
Jurisdiction: Roanoke						PE	2017	\$620	\$620
Description: FROM: 0.2 Mi West of Int Orange Ave/Hollins Rd TO: Int Hollins Rd/McDowell Ave (0.2000 MI)						RW	2018	\$0	\$0
Scope: Reconstruction w/ Added Capacity						CN	2019	\$4,498	\$4,602
						Total		\$5,117	\$5,222
Service Area / Fund	Previous	FY2023	FY2024	FY2025	FY2026	FY2027	FY2028	Total	
District Grant Program									
Federal	\$4,003	\$0	\$0	\$0	\$0	\$0	\$0	\$4,003	
State	\$114	\$0	\$0	\$0	\$0	\$0	\$0	\$114	
Revenue Sharing									
State	\$500	\$0	\$0	\$0	\$0	\$0	\$0	\$500	
Local	\$500	\$0	\$0	\$0	\$0	\$0	\$0	\$500	
TOTAL	\$5,117	\$0	\$0	\$0	\$0	\$0	\$0	\$5,117	

ROUTE: 0460		PROJECT NAME				PROGRAM/SYSTEM		MPO Area	
UPC: 111371		#SMART18 - Downtown Salem Int. & Streetscape Improvements				Urban		Roanoke	
Street Name: East Main Street						Start (CY)		Budget	Expenditure
Jurisdiction: Salem						PE	2019	\$302	\$106
Description: FROM: N Market St TO: Thompson Memorial Dr						RW			
Scope: Landscaping/Beautification						CN	2023	\$3,327	\$0
						Total		\$3,630	\$106
Service Area / Fund	Previous	FY2023	FY2024	FY2025	FY2026	FY2027	FY2028	Total	
High Priority Projects									
Federal	\$302	\$500	\$0	\$0	\$2,200	\$0	\$0	\$3,002	
State	\$564	\$14	\$50	\$0	\$0	\$0	\$0	\$627	
TOTAL	\$866	\$514	\$50	\$0	\$2,200	\$0	\$0	\$3,630	

ROUTE: 0460	PROJECT NAME				PROGRAM/SYSTEM		MPO Area		
UPC: 115454	#SMART20 - Orange Ave (US 460) Improvements				Urban		Roanoke		
Street Name: Orange Avenue							Start (CY)	Budget	Expenditure
Jurisdiction: Roanoke					PE	2020	\$298	\$125	
Description: FROM: King Street TO: Blue Hills/Mexico Way (0.6000 MI)					RW				
Scope: Safety					CN	2022	\$2,521	\$0	
							Total	\$2,819	\$125
Service Area / Fund	Previous	FY2023	FY2024	FY2025	FY2026	FY2027	FY2028	Total	
District Grant Program									
Federal	\$125	\$0	\$1,319	\$0	\$0	\$0	\$0	\$1,444	
State	\$25	\$1,350	\$0	\$0	\$0	\$0	\$0	\$1,375	
TOTAL	\$150	\$1,350	\$1,319	\$0	\$0	\$0	\$0	\$2,819	

ROUTE: 0460	PROJECT NAME				PROGRAM/SYSTEM		MPO Area		
UPC: 115461	#SMART20 - Camp Jaycee Rd Rte 697 Int at US 460				Primary		NonMPO		
Street Name: Lynchburg Salem Tnpk							Start (CY)	Budget	Expenditure
Jurisdiction: Bedford County					PE	2021	\$375	\$57	
Description: FROM: W of Camp Jaycee Rd TO: E of Camp Jaycee Rd (0.7300 MI)					RW		2024	\$299	\$0
Scope: Safety					CN	2025	\$3,059	\$0	
							Total	\$3,733	\$57
Service Area / Fund	Previous	FY2023	FY2024	FY2025	FY2026	FY2027	FY2028	Total	
High Priority Projects									
Federal	\$0	\$0	\$100	\$0	\$1,120	\$1,500	\$0	\$2,720	
State	\$0	\$0	\$0	\$260	\$0	\$0	\$0	\$260	
District Grant Program									
State	\$400	\$353	\$0	\$0	\$0	\$0	\$0	\$753	
TOTAL	\$400	\$353	\$100	\$260	\$1,120	\$1,500	\$0	\$3,733	

ROUTE: 0460	PROJECT NAME				PROGRAM/SYSTEM		MPO Area		
UPC: 119449	#SMART22 - Rte 460 Intersections-Carson Rd. to Huntridge Rd				Primary		Roanoke		
Street Name: Route 460							Start (CY)	Budget	Expenditure
Jurisdiction: Roanoke County					PE	2023	\$392	\$0	
Description: FROM: Carson Road TO: Huntridge Road					RW		2025	\$20	\$0
Scope: Reconstruction w/ Added Capacity					CN	2026	\$2,354	\$0	
							Total	\$2,767	\$0
Service Area / Fund	Previous	FY2023	FY2024	FY2025	FY2026	FY2027	FY2028	Total	
High Priority Projects									
Federal	\$0	\$500	\$0	\$0	\$800	\$1,000	\$0	\$2,300	
State	\$0	\$0	\$0	\$0	\$39	\$0	\$0	\$39	
Specialized State and Federal									
MPO RSTP	\$0	\$0	\$0	\$0	\$0	\$428	\$0	\$428	
TOTAL	\$0	\$500	\$0	\$0	\$839	\$1,428	\$0	\$2,767	

ROUTE: 0460		PROJECT NAME				PROGRAM/SYSTEM		MPO Area	
UPC:	119450	#SMART22 - Rte 460/West Ruritan Rd Intersection Improvements				Primary		Roanoke	
Street Name:	Route 460					Start (CY)	Budget	Expenditure	
Jurisdiction:	Roanoke					PE	2023	\$885	\$0
Description:	FROM: NE of West Ruritan Road TO: Blue Hills Drive					RW	2025	\$143	\$0
Scope:	Reconstruction w/ Added Capacity					CN	2026	\$6,510	\$0
						Total		\$7,537	\$0
Service Area / Fund	Previous	FY2023	FY2024	FY2025	FY2026	FY2027	FY2028	Total	
High Priority Projects									
Federal	\$0	\$0	\$0	\$0	\$2,500	\$3,000	\$0	\$5,500	
State	\$1,100	\$0	\$0	\$0	\$152	\$0	\$0	\$1,252	
Specialized State and Federal									
MPO RSTP	\$0	\$0	\$0	\$0	\$0	\$786	\$0	\$786	
TOTAL	\$1,100	\$0	\$0	\$0	\$2,652	\$3,786	\$0	\$7,537	

ROUTE: 0460		PROJECT NAME				PROGRAM/SYSTEM		MPO Area	
UPC:	119452	#SMART22 - US460/Laymantown Road Intersection Improvement				Primary		Roanoke	
Street Name:	Route 460 - Blue Ridge Boulevard					Start (CY)	Budget	Expenditure	
Jurisdiction:	Botetourt County					PE	2022	\$1,367	\$7
Description:	FROM: Route 460 TO: Laymantown Road					RW	2024	\$396	\$0
Scope:	Reconstruction w/ Added Capacity					CN	2025	\$5,860	\$0
						Total		\$7,623	\$7
Service Area / Fund	Previous	FY2023	FY2024	FY2025	FY2026	FY2027	FY2028	Total	
District Grant Program									
State	\$3,436	\$0	\$0	\$1,238	\$2,950	\$0	\$0	\$7,623	

ROUTE: 0460		PROJECT NAME				PROGRAM/SYSTEM		MPO Area	
UPC:	119459	#SMART22 - Rte 460/Orange Ave at Seibel Dr/ Hickory Woods				Primary		Roanoke	
Street Name:	Orange Ave / Route 460					Start (CY)	Budget	Expenditure	
Jurisdiction:	Roanoke					PE	2023	\$62	\$0
Description:	FROM: Seibel Drive TO: Hickory Woods Drive					RW			
Scope:	Reconstruction w/ Added Capacity					CN	2025	\$375	\$0
						Total		\$437	\$0
Service Area / Fund	Previous	FY2023	FY2024	FY2025	FY2026	FY2027	FY2028	Total	
District Grant Program									
State	\$437	\$0	\$0	\$0	\$0	\$0	\$0	\$437	

ROUTE: 0460		PROJECT NAME				PROGRAM/SYSTEM		MPO Area	
UPC:	119460	#SMART22 - Blackwater Rd (668) at Rte 460 Intersection				Primary		Lynchburg	
Street Name:	Route 460 - Lynchburg-Salem Turnpike					Start (CY)	Budget	Expenditure	
Jurisdiction:	Bedford County					PE	2022	\$823	\$63
Description:	FROM: Route 460 TO: Blackwater Road					RW	2024	\$266	\$0
Scope:	Reconstruction w/o Added Capacity					CN	2025	\$4,945	\$0
						Total		\$6,034	\$63
Service Area / Fund	Previous	FY2023	FY2024	FY2025	FY2026	FY2027	FY2028	Total	
District Grant Program									
Federal	\$682	\$1,740	\$2,994	\$0	\$0	\$0	\$0	\$5,417	
State	\$618	\$0	\$0	\$0	\$0	\$0	\$0	\$618	
TOTAL	\$1,300	\$1,740	\$2,994	\$0	\$0	\$0	\$0	\$6,034	

ROUTE:	PROJECT NAME				PROGRAM/SYSTEM		MPO Area			
0460	#SMART22 - Rte 460 (Orange Ave) Improvements at King Street				Primary		Roanoke			
UPC:	119461									
Street Name:	Orange Avenue / Route 460						Start (CY)	Budget	Expenditure	
Jurisdiction:	Roanoke						PE	2023	\$457	\$0
Description:	FROM: Lynn Brae Drive TO: Seibel Drive NE						RW	2025	\$206	\$0
Scope:	Reconstruction w/ Added Capacity						CN	2026	\$4,342	\$0
							Total		\$5,006	\$0
Service Area / Fund	Previous	FY2023	FY2024	FY2025	FY2026	FY2027	FY2028	Total		
District Grant Program										
Federal	\$0	\$0	\$0	\$0	\$1,400	\$2,000	\$0	\$3,400		
State	\$500	\$0	\$100	\$400	\$55	\$0	\$0	\$1,055		
Specialized State and Federal										
MPO RSTP	\$0	\$0	\$0	\$0	\$0	\$550	\$0	\$550		
TOTAL	\$500	\$0	\$100	\$400	\$1,455	\$2,550	\$0	\$5,006		

ROUTE:	PROJECT NAME				PROGRAM/SYSTEM		MPO Area			
0460	#SMART22 - Rte 460/Orange Ave Improvement near Blue Hills Dr				Primary		Roanoke			
UPC:	119464									
Street Name:	Orange Avenue / Rte 460						Start (CY)	Budget	Expenditure	
Jurisdiction:	Roanoke						PE	2023	\$507	\$0
Description:	FROM: Blue Hills Drive TO: Moriah Lane						RW	2025	\$182	\$0
Scope:	Reconstruction w/ Added Capacity						CN	2026	\$4,891	\$0
							Total		\$5,580	\$0
Service Area / Fund	Previous	FY2023	FY2024	FY2025	FY2026	FY2027	FY2028	Total		
District Grant Program										
Federal	\$0	\$0	\$0	\$0	\$1,900	\$2,000	\$0	\$3,900		
State	\$500	\$100	\$50	\$350	\$3	\$0	\$0	\$1,003		
Specialized State and Federal										
MPO RSTP	\$0	\$0	\$0	\$0	\$0	\$677	\$0	\$677		
TOTAL	\$500	\$100	\$50	\$350	\$1,903	\$2,677	\$0	\$5,580		

ROUTE:	PROJECT NAME				PROGRAM/SYSTEM		MPO Area			
0460	Rte 460 & Alt Route 220 Intersection Improvements				Primary		Roanoke			
UPC:	120611									
Street Name:	Route 460						Start (CY)	Budget	Expenditure	
Jurisdiction:	Roanoke County						PE	2022	\$2,324	\$0
Description:	FROM: 0.27 mi East of Route 1220 (Huntridge Road) TO: Route 1400 (Avery Row)						RW	2026	\$1,139	\$0
Scope:	Reconstruction w/ Added Capacity						CN	2026	\$18,334	\$0
							Total		\$21,797	\$0
Service Area / Fund	Previous	FY2023	FY2024	FY2025	FY2026	FY2027	FY2028	Total		
Specialized State and Federal										
State	\$19,252	\$0	\$0	\$0	\$0	\$0	\$0	\$19,252		
MPO RSTP	\$0	\$487	\$325	\$741	\$993	\$0	\$0	\$2,545		
TOTAL	\$19,252	\$487	\$325	\$741	\$993	\$0	\$0	\$21,797		

ROUTE: 0460	PROJECT NAME (NEW)				PROGRAM/SYSTEM		MPO Area		
UPC: 121968	#SGR23LP - BLACKSBURG FKEY 2614 SOUTH MAIN ST				Urban		New River Valley		
Street Name:	South Main St						Start (CY)	Budget	Expenditure
Jurisdiction:	Blacksburg				PE			\$10	\$0
Description:					RW				
Scope:	Resurfacing				CN			\$173	\$0
							Total	\$183	\$0
Service Area / Fund	Previous	FY2023	FY2024	FY2025	FY2026	FY2027	FY2028	Total	
State of Good Repair									
State	\$0	\$183	\$0	\$0	\$0	\$0	\$0	\$183	

ROUTE: 0460	PROJECT NAME (NEW)				PROGRAM/SYSTEM		MPO Area		
UPC: 121975	#SGR23LP - BLACKSBURG FKEY 2616 NORTH MAIN ST				Urban		New River Valley		
Street Name:	North Main St						Start (CY)	Budget	Expenditure
Jurisdiction:	Blacksburg				PE			\$10	\$0
Description:					RW				
Scope:	Resurfacing				CN			\$368	\$0
							Total	\$378	\$0
Service Area / Fund	Previous	FY2023	FY2024	FY2025	FY2026	FY2027	FY2028	Total	
State of Good Repair									
State	\$0	\$378	\$0	\$0	\$0	\$0	\$0	\$378	

ROUTE: 0581	PROJECT NAME (NEW)				PROGRAM/SYSTEM		MPO Area		
UPC: T26754	I-581-Exit 2 (PETERS CREEK RD) INTERCHANGE IMPROVEMENTS PH 1				Primary		Roanoke		
Street Name:	I-581 at Exit 2						Start (CY)	Budget	Expenditure
Jurisdiction:	Multi-jurisdictional: Roanoke MPO				PE			\$1,189	\$0
Description:	FROM: Peters Creek Road TO: Valleypointe Parkway intersection				RW			\$264	\$0
Scope:	Reconstruction w/ Added Capacity				CN			\$15,545	\$0
							Total	\$16,998	\$0
Service Area / Fund	Previous	FY2023	FY2024	FY2025	FY2026	FY2027	FY2028	Total	
Specialized State and Federal									
MPO RSTP	\$0	\$0	\$450	\$722	\$917	\$951	\$1,018	\$4,058	

ROUTE: 0608	PROJECT NAME				PROGRAM/SYSTEM		MPO Area		
UPC: 104179	#SGR21VB - RT 608 OVER NSRR (STR 2685) -BRIDGE REPLACEMENT				Secondary		NonMPO		
Street Name:	Altice Road						Start (CY)	Budget	Expenditure
Jurisdiction:	Bedford County				PE	2013	\$1,124	\$1,119	
Description:	FROM: 0.20 miles south from Route 793 (Watson Road) TO: 2.30 miles north from Route 122 (Moneta Road) (0.1000 MI)				RW	2019	\$37	\$34	
Scope:	Bridge Replacement w/o Added Capacity				CN	2022	\$4,418	\$4	
							Total	\$5,579	\$1,158
Service Area / Fund	Previous	FY2023	FY2024	FY2025	FY2026	FY2027	FY2028	Total	
State of Good Repair									
Federal	\$1,000	\$3,000	\$0	\$0	\$0	\$0	\$0	\$4,000	
State	\$210	\$230	\$0	\$0	\$0	\$0	\$0	\$440	
Specialized State and Federal									
Federal	\$1,000	\$0	\$0	\$0	\$0	\$0	\$0	\$1,000	
Local	\$50	\$0	\$0	\$0	\$0	\$0	\$0	\$50	
Legacy CN Formula									
State	\$89	\$0	\$0	\$0	\$0	\$0	\$0	\$89	
TOTAL	\$2,348	\$3,230	\$0	\$0	\$0	\$0	\$0	\$5,579	

ROUTE: 0611		PROJECT NAME				PROGRAM/SYSTEM		MPO Area	
UPC:	119458	#SMART22 - Newbern Rd/Cougar Trail Intersection Improvements				Secondary		NonMPO	
Street Name:	Newbern Road / Cougar Trail					Start (CY)	Budget	Expenditure	
Jurisdiction:	Pulaski County					PE	2022	\$1,609	\$10
Description:	FROM: Newbern Road TO: Cougar Trail					RW	2025	\$610	\$0
Scope:	Reconstruction w/ Added Capacity					CN	2026	\$10,918	\$0
						Total		\$13,137	\$10
Service Area / Fund	Previous	FY2023	FY2024	FY2025	FY2026	FY2027	FY2028	Total	
High Priority Projects									
Federal	\$0	\$0	\$1,200	\$0	\$4,750	\$4,511	\$0	\$10,461	
State	\$0	\$50	\$0	\$0	\$0	\$2,626	\$0	\$2,676	
TOTAL	\$0	\$50	\$1,200	\$0	\$4,750	\$7,137	\$0	\$13,137	

ROUTE: 0649		PROJECT NAME				PROGRAM/SYSTEM		MPO Area	
UPC:	107309	Dry Hollow Road Safety Improvements				Secondary		Roanoke	
Street Name:	Dry Hollow Road					Start (CY)	Budget	Expenditure	
Jurisdiction:	Roanoke County					PE	2015	\$400	\$233
Description:	FROM: 0.11 S of West River Road TO: West River Road (0.1100 MI)					RW	2022	\$88	\$0
Scope:	Safety					CN	2022	\$4,149	\$0
						Total		\$4,637	\$233
Service Area / Fund	Previous	FY2023	FY2024	FY2025	FY2026	FY2027	FY2028	Total	
Specialized State and Federal									
State	\$520	\$209	\$218	\$0	\$0	\$0	\$0	\$947	
Revenue Sharing									
State	\$200	\$213	\$1,453	\$0	\$0	\$0	\$0	\$1,866	
Local	\$200	\$213	\$1,453	\$0	\$0	\$0	\$0	\$1,866	
TOTAL	\$920	\$635	\$3,123	\$0	\$0	\$0	\$0	\$4,678	

ROUTE: 0663		PROJECT NAME (NEW)				PROGRAM/SYSTEM		MPO Area	
UPC:	117012	#SGR23VB RTE 663 OVER CRAB CREEK (STR 12292)-BR REPLACEMENT				Secondary		New River Valley	
Jurisdiction:	Montgomery County					Start (CY)	Budget	Expenditure	
Description:	FROM: 2.7 Mi. N. Int. Rte. 11 TO: 2.95 Mi. N. Int. Rte. 11					PE	2026	\$1,318	\$0
Scope:	Bridge Replacement w/o Added Capacity					RW	2028	\$756	\$0
						CN	2029	\$7,657	\$0
						Total		\$9,732	\$0
Service Area / Fund	Previous	FY2023	FY2024	FY2025	FY2026	FY2027	FY2028	Total	
State of Good Repair									
Federal	\$0	\$0	\$0	\$0	\$0	\$0	\$9,000	\$9,000	
State	\$0	\$0	\$0	\$0	\$0	\$417	\$315	\$732	
TOTAL	\$0	\$0	\$0	\$0	\$0	\$417	\$9,315	\$9,732	

ROUTE:	0666	PROJECT NAME	PROGRAM/SYSTEM					MPO Area		
UPC:	117017	#SGR21VB - RTE 666 OVER ELK CREEK (STR. 2781) - TOTAL REHAB	Secondary					Roanoke		
Street Name:	Elkton Farm Road						Start (CY)	Budget	Expenditure	
Jurisdiction:	Bedford County						PE	2021	\$448	\$34
Description:	FROM: 1.8 Mi. E. Int. Rte. 622 TO: 1.60M. W. Int. Rte. 221 (0.3000 MI)						RW	2024	\$40	\$0
Scope:	Bridge Rehab w/o Added Capacity						CN	2025	\$5,795	\$0
							Total		\$6,283	\$34
Service Area / Fund	Previous	FY2023	FY2024	FY2025	FY2026	FY2027	FY2028	Total		
State of Good Repair										
Federal	\$0	\$0	\$300	\$4,295	\$0	\$0	\$0	\$4,595		
State	\$0	\$150	\$147	\$712	\$678	\$0	\$0	\$1,687		
TOTAL	\$0	\$150	\$447	\$5,008	\$678	\$0	\$0	\$6,283		

ROUTE:	0692	PROJECT NAME	PROGRAM/SYSTEM					MPO Area		
UPC:	117011	#SGR22VB - RTE 692 OVER CRAIG CREEK (STR 5556)- BR REPLACEMNT	Secondary					NonMPO		
Jurisdiction:	Craig County						Start (CY)	Budget	Expenditure	
Description:	FROM: Int. Rte. 311 TO: 0.15 Mi. E. Int. Rte. 311 (0.1500 MI)						PE	2022	\$1,182	\$16
Scope:	Bridge Replacement w/o Added Capacity						RW	2025	\$437	\$0
							CN	2025	\$9,404	\$0
							Total		\$11,022	\$16
Service Area / Fund	Previous	FY2023	FY2024	FY2025	FY2026	FY2027	FY2028	Total		
State of Good Repair										
Federal	\$0	\$0	\$1,237	\$0	\$3,400	\$5,504	\$0	\$10,141		
State	\$46	\$600	\$0	\$200	\$35	\$0	\$0	\$881		
TOTAL	\$46	\$600	\$1,237	\$200	\$3,435	\$5,504	\$0	\$11,022		

ROUTE:	0697	PROJECT NAME	PROGRAM/SYSTEM					MPO Area		
UPC:	111362	#SMART18 - Summit View Regional Business Park Project	Secondary					NonMPO		
REPORT NOTE: Project funding represents App ID 1426 which is associated with UPC 113174, 114044, 112386 and UPC 111821.										
Street Name:	Southway Regional Business Park Access Road						Start (CY)	Budget	Expenditure	
Jurisdiction:	Franklin County						PE	2022	\$328	\$0
Description:	FROM: Virgil Goode Highway TO: Virgil Goode Highway						RW			
Scope:	New Construction Roadway						CN	2025	\$4,691	\$0
							Total		\$5,019	\$0
Service Area / Fund	Previous	FY2023	FY2024	FY2025	FY2026	FY2027	FY2028	Total		
District Grant Program										
State	\$0	\$1,250	\$0	\$2,500	\$0	\$0	\$0	\$3,750		
Other Funds										
Other	\$16,347	\$0	\$0	\$0	\$0	\$0	\$0	\$16,347		
TOTAL	\$16,347	\$1,250	\$0	\$2,500	\$0	\$0	\$0	\$20,097		

ROUTE: 0705	PROJECT NAME				PROGRAM/SYSTEM		MPO Area			
UPC: 117019	#SGR21VB (07916) RTE. 705 OVER PIGG RIVER - BR REPLACE				Secondary		NonMPO			
Jurisdiction: Franklin County							Start (CY)	Budget	Expenditure	
Description: FROM: 1.40 Mi. N. Rte. 954 TO: 0.25 Mi. S. Rte. 714 (0.2000 MI)							PE			
Scope: Bridge Replacement w/o Added Capacity							RW			
							CN	2024	\$8,483	\$0
							Total		\$8,483	\$0
Service Area / Fund	Previous	FY2023	FY2024	FY2025	FY2026	FY2027	FY2028	Total		
State of Good Repair										
Federal	\$0	\$2,344	\$6,138	\$0	\$0	\$0	\$0	\$8,483		

ROUTE: 0715	PROJECT NAME				PROGRAM/SYSTEM		MPO Area			
UPC: 104184	#SGR18VB - RT 715 OVER NSRR (STR 2843) - BR REPLACEMENT				Secondary		NonMPO			
REPORT NOTE: Funded to anticipated award estimate										
Street Name: Lowry Road							Start (CY)	Budget	Expenditure	
Jurisdiction: Bedford County							PE	2013	\$799	\$813
Description: FROM: 0.085 Mile South of Norfolk Southern Railroad TO: 0.048 Mile North of Norfolk Southern Railroad (0.1000 MI)							RW	2020	\$113	\$84
Scope: Bridge Replacement w/o Added Capacity							CN	2021	\$2,889	\$1,127
							Total		\$3,800	\$2,023
Service Area / Fund	Previous	FY2023	FY2024	FY2025	FY2026	FY2027	FY2028	Total		
State of Good Repair										
Federal	\$2,076	\$0	\$0	\$0	\$0	\$0	\$0	\$2,076		
State	\$300	\$715	\$0	\$0	\$0	\$0	\$0	\$1,015		
Specialized State and Federal										
Federal	\$4	\$0	\$0	\$0	\$0	\$0	\$0	\$4		
Match	\$1	\$0	\$0	\$0	\$0	\$0	\$0	\$1		
Local	\$703	\$0	\$0	\$0	\$0	\$0	\$0	\$703		
TOTAL	\$3,085	\$715	\$0	\$0	\$0	\$0	\$0	\$3,800		

ROUTE: 0760	PROJECT NAME				PROGRAM/SYSTEM		MPO Area			
UPC: 110620	#SGR18VB - RT 760 OVER ROA.RVR. (STR 15105) - SUPER REPLACE				Secondary		Roanoke			
REPORT NOTE:										
Street Name: DIUGUIDS LANE							Start (CY)	Budget	Expenditure	
Jurisdiction: Roanoke County							PE			
Description: FROM: 0.027 MI. S. INT. RTE. 639 (W. RIVERSIDE DRIVE) TO: 0.068 MI. N. INT. RTE. 639 (W. RIVERSIDE DRIVE) (0.0400 MI)							RW			
Scope: Bridge Rehab w/o Added Capacity							CN	2021	\$1,941	\$265
							Total		\$1,941	\$265
Service Area / Fund	Previous	FY2023	FY2024	FY2025	FY2026	FY2027	FY2028	Total		
State of Good Repair										
Federal	\$0	\$175	\$0	\$0	\$0	\$0	\$0	\$175		
State	\$1,766	\$0	\$0	\$0	\$0	\$0	\$0	\$1,766		
TOTAL	\$1,766	\$175	\$0	\$0	\$0	\$0	\$0	\$1,941		

ROUTE: 0764	PROJECT NAME				PROGRAM/SYSTEM		MPO Area			
UPC: 117016	#SGR21VB - RTE 764 OVER GREASY CR (STR. 4762)-SUPER REPLACE				Secondary		NonMPO			
Street Name:	Panther Creek Road						Start (CY)	Budget	Expenditure	
Jurisdiction:	Carroll County						PE	2021	\$191	\$30
Description:	FROM: 2.8 Mi. Pulaski Co. Line TO: 0.05 Mi. N. Int. Rte. 765 (0.3000 MI)						RW			
Scope:	Bridge Rehab w/o Added Capacity						CN	2024	\$1,912	\$0
							Total		\$2,103	\$30
Service Area / Fund	Previous	FY2023	FY2024	FY2025	FY2026	FY2027	FY2028	Total		
State of Good Repair										
Federal	\$0	\$0	\$125	\$1,428	\$0	\$0	\$0	\$1,553		
State	\$0	\$50	\$0	\$0	\$500	\$0	\$0	\$550		
TOTAL	\$0	\$50	\$125	\$1,428	\$500	\$0	\$0	\$2,103		

ROUTE: 0778	PROJECT NAME				PROGRAM/SYSTEM		MPO Area			
UPC: 117008	#SGR22VB - RTE 778 OVER SINKING CR (STR 8516)-BR REPLACEMENT				Secondary		NonMPO			
Street Name:	Apache Road						Start (CY)	Budget	Expenditure	
Jurisdiction:	Giles County						PE	2021	\$1,390	\$42
Description:	FROM: 0.05 Mi. N. Int. Rte. 460 TO: Int. Rte. 460 (0.0500 MI)						RW	2024	\$771	\$0
Scope:	Bridge Replacement w/o Added Capacity						CN	2025	\$8,298	\$0
							Total		\$10,459	\$42
Service Area / Fund	Previous	FY2023	FY2024	FY2025	FY2026	FY2027	FY2028	Total		
State of Good Repair										
Federal	\$0	\$0	\$561	\$575	\$3,718	\$4,500	\$0	\$9,354		
State	\$475	\$0	\$64	\$0	\$133	\$75	\$240	\$988		
TOTAL	\$475	\$0	\$625	\$575	\$3,851	\$4,575	\$240	\$10,341		

ROUTE: 0789	PROJECT NAME (NEW)				PROGRAM/SYSTEM		MPO Area			
UPC: T27084	#BF - TOWN OF PULASKI - BRIDGE REPLACEMENT - YEAR 4				Secondary		NonMPO			
Jurisdiction:	Pulaski						Start (CY)	Budget	Expenditure	
Description:	FROM: 0.22 Mi. Rte. 873 TO: 0.12 Mi. Rte. 611						PE	2024	\$450	\$0
Scope:	Bridge Replacement w/o Added Capacity						RW	2026	\$124	\$0
							CN	2027	\$1,430	\$0
							Total		\$2,004	\$0
Service Area / Fund	Previous	FY2023	FY2024	FY2025	FY2026	FY2027	FY2028	Total		
Specialized State and Federal										
Federal	\$0	\$0	\$0	\$1,067	\$936	\$0	\$0	\$2,004		

ROUTE: 0834		PROJECT NAME				PROGRAM/SYSTEM		MPO Area	
UPC: 111364		#SMART18 - Safety Improvements to Rte 670 & Rte 834				Secondary		NonMPO	
REPORT NOTE: Funded to anticipated award estimate									
Street Name: Brooks Mill Rd						Start (CY)		Budget	Expenditure
Jurisdiction: Franklin County						PE	2018	\$800	\$875
Description: FROM: 0.130 Mi. S. of Int. with Burnt Chimney Rd. TO: 0.107 Mi. N. of Int. with Burnt Chimney Rd. (0.2370 MI)						RW	2020	\$335	\$277
Scope: Reconstruction w/o Added Capacity						CN	2022	\$3,562	\$4
						Total		\$4,698	\$1,155
Service Area / Fund	Previous	FY2023	FY2024	FY2025	FY2026	FY2027	FY2028	Total	
District Grant Program									
Federal	\$472	\$811	\$1,340	\$0	\$0	\$0	\$0	\$2,623	
State	\$1,390	\$494	\$0	\$0	\$0	\$0	\$0	\$1,884	
Specialized State and Federal									
Federal	\$304	\$0	\$0	\$0	\$0	\$0	\$0	\$304	
Legacy CN Formula									
Federal	\$149	\$0	\$0	\$0	\$0	\$0	\$0	\$149	
Match	\$37	\$0	\$0	\$0	\$0	\$0	\$0	\$37	
State	\$102	\$0	\$0	\$0	\$0	\$0	\$0	\$102	
TOTAL	\$2,454	\$1,305	\$1,340	\$0	\$0	\$0	\$0	\$5,099	

ROUTE: 0881		PROJECT NAME				PROGRAM/SYSTEM		MPO Area	
UPC: 117009		#SGR22VB - RTE 881 OVER LITTLE REED ISLD (STR 4780)-BR REPL				Secondary		NonMPO	
Street Name: Cross Creek Road						Start (CY)		Budget	Expenditure
Jurisdiction: Carroll County						PE	2021	\$1,613	\$14
Description: FROM: 0.8 Mi. Int. Rte. 52 TO: 1.15 Mi. Int. Rte. 52 (0.3500 MI)						RW	2024	\$670	\$0
Scope: Bridge Replacement w/o Added Capacity						CN	2025	\$9,022	\$0
						Total		\$11,305	\$14
Service Area / Fund	Previous	FY2023	FY2024	FY2025	FY2026	FY2027	FY2028	Total	
State of Good Repair									
Federal	\$1,500	\$0	\$299	\$974	\$4,033	\$3,974	\$0	\$10,780	
State	\$25	\$0	\$17	\$4	\$0	\$0	\$479	\$525	
TOTAL	\$1,525	\$0	\$316	\$978	\$4,033	\$3,974	\$479	\$11,305	

ROUTE: 0904		PROJECT NAME				PROGRAM/SYSTEM		MPO Area	
UPC: 113144		#SMART22 - Starkey Road/Buck Mtn Rd Int Improvements				Secondary		Roanoke	
Street Name: Starkey Road						Start (CY)		Budget	Expenditure
Jurisdiction: Roanoke County						PE	2019	\$800	\$805
Description: FROM: 0.046 Mi. West of Intersection Rte. 904 - Rte. 679 TO: 0.039 Mi. North of Intersection Rte. 904 - Rte. 679 (0.0850 MI)						RW	2021	\$560	\$274
Scope: Reconstruction w/o Added Capacity						CN	2022	\$4,482	\$0
						Total		\$5,841	\$1,079
Service Area / Fund	Previous	FY2023	FY2024	FY2025	FY2026	FY2027	FY2028	Total	
District Grant Program									
State	\$2,583	\$0	\$0	\$0	\$0	\$0	\$0	\$2,583	
Specialized State and Federal									
State	\$0	\$13	\$0	\$0	\$0	\$0	\$0	\$13	
MPO RSTP	\$30	\$778	\$642	\$648	\$0	\$0	\$0	\$2,098	
Revenue Sharing									
State	\$400	\$0	\$173	\$0	\$0	\$0	\$0	\$573	
Local	\$400	\$0	\$173	\$0	\$0	\$0	\$0	\$573	
TOTAL	\$3,414	\$791	\$988	\$648	\$0	\$0	\$0	\$5,841	

ROUTE: 0962		PROJECT NAME (NEW)				PROGRAM/SYSTEM		MPO Area	
UPC:	121705	#SGR23VP FY23 Plant Mix Franklin & Patrick Co. Primaries				Primary		NonMPO	
Street Name:	Various					Start (CY)		Budget	Expenditure
Jurisdiction:	Salem District-wide					PE			
Description:	FROM: Various TO: Various					RW			
Scope:	Resurfacing					CN		\$1,952	\$0
						Total		\$1,952	\$0
Service Area / Fund	Previous	FY2023	FY2024	FY2025	FY2026	FY2027	FY2028	Total	
State of Good Repair									
Federal	\$0	\$1,000	\$0	\$0	\$0	\$0	\$0	\$1,000	
State	\$0	\$952	\$0	\$0	\$0	\$0	\$0	\$952	
TOTAL	\$0	\$1,952	\$0	\$0	\$0	\$0	\$0	\$1,952	

ROUTE: 0962		PROJECT NAME (NEW)				PROGRAM/SYSTEM		MPO Area	
UPC:	121706	#SGR23VP FY23 Plant Mix Pulaski & Montgomery Co. Primaries				Primary		New River Valley	
Street Name:	Various					Start (CY)		Budget	Expenditure
Jurisdiction:	Salem District-wide					PE			
Description:	FROM: Various TO: Various (4.2400 MI)					RW			
Scope:	Restoration and Rehabilitation					CN		\$1,933	\$0
						Total		\$1,933	\$0
Service Area / Fund	Previous	FY2023	FY2024	FY2025	FY2026	FY2027	FY2028	Total	
State of Good Repair									
Federal	\$0	\$794	\$0	\$0	\$0	\$0	\$0	\$794	
State	\$0	\$1,139	\$0	\$0	\$0	\$0	\$0	\$1,139	
TOTAL	\$0	\$1,933	\$0	\$0	\$0	\$0	\$0	\$1,933	

ROUTE: 0962		PROJECT NAME (NEW)				PROGRAM/SYSTEM		MPO Area	
UPC:	121708	#SGR23VP FY23 Plant Mix Roanoke & Craig Primaries				Primary		NonMPO	
Street Name:	Various					Start (CY)		Budget	Expenditure
Jurisdiction:	Salem District-wide					PE			
Description:	FROM: Various TO: Various (4.0000 MI)					RW			
Scope:	Resurfacing					CN		\$1,468	\$0
						Total		\$1,468	\$0
Service Area / Fund	Previous	FY2023	FY2024	FY2025	FY2026	FY2027	FY2028	Total	
State of Good Repair									
State	\$0	\$1,468	\$0	\$0	\$0	\$0	\$0	\$1,468	

ROUTE: 1460		PROJECT NAME				PROGRAM/SYSTEM		MPO Area	
UPC:	117018	#SGR21VB - RTE. 1460 OVER BR BVR DAM CR (STR. 24893) - REHAB				Secondary		Roanoke	
Street Name:	Village Drive					Start (CY)		Budget	Expenditure
Jurisdiction:	Bedford County					PE	2021	\$134	\$26
Description:	FROM: 0.30 Mi. E. Int. Rte. 1461 TO: Int. Rte. 619 (0.0300 MI)					RW	2024	\$20	\$0
Scope:	Bridge Rehab w/o Added Capacity					CN	2025	\$1,236	\$0
						Total		\$1,390	\$26
Service Area / Fund	Previous	FY2023	FY2024	FY2025	FY2026	FY2027	FY2028	Total	
State of Good Repair									
Federal	\$0	\$0	\$500	\$840	\$0	\$0	\$0	\$1,340	
State	\$0	\$50	\$0	\$0	\$0	\$0	\$0	\$50	
TOTAL	\$0	\$50	\$500	\$840	\$0	\$0	\$0	\$1,390	

ROUTE: 1947		PROJECT NAME				PROGRAM/SYSTEM		MPO Area	
UPC:	119468	#SMART22 - Valleypointe Parkway Realignment				Secondary		Roanoke	
Street Name:	Valleypoint Parkway					Start (CY)		Budget	Expenditure
Jurisdiction:	Roanoke County					PE	2022	\$1,366	\$0
Description:	FROM: Concourse Drive TO: Wood Haven Road					RW	2024	\$829	\$0
Scope:	Reconstruction w/ Added Capacity					CN	2025	\$7,643	\$0
						Total		\$9,837	\$0
Service Area / Fund	Previous	FY2023	FY2024	FY2025	FY2026	FY2027	FY2028	Total	
District Grant Program									
State	\$1,510	\$49	\$2	\$248	\$2,267	\$3,261	\$0	\$7,337	
Specialized State and Federal									
MPO RSTP	\$0	\$0	\$100	\$692	\$480	\$1,228	\$0	\$2,500	
TOTAL	\$1,510	\$49	\$102	\$940	\$2,747	\$4,489	\$0	\$9,837	

ROUTE: 4060		PROJECT NAME				PROGRAM/SYSTEM		MPO Area	
UPC:	108898	#HB2.FY17 Cranberry Road Improvements				Urban		NonMPO	
REPORT NOTE: Locally Administered.									
Street Name:	Cranberry Road					Start (CY)		Budget	Expenditure
Jurisdiction:	Galax					PE	2016	\$195	\$195
Description:	FROM: Route 887 (Glendale Road) TO: Routes 58/221 (East Stuart Drive) (0.2500 MI)					RW	2019	\$142	\$142
Scope:	Reconstruction w/o Added Capacity					CN	2020	\$1,811	\$1,858
						Total		\$2,149	\$2,195
Service Area / Fund	Previous	FY2023	FY2024	FY2025	FY2026	FY2027	FY2028	Total	
District Grant Program									
Federal	\$256	\$0	\$0	\$0	\$0	\$0	\$0	\$256	
State	\$1,939	\$0	\$0	\$0	\$0	\$0	\$0	\$1,939	
TOTAL	\$2,195	\$0	\$0	\$0	\$0	\$0	\$0	\$2,195	

ROUTE: 8001		PROJECT NAME				PROGRAM/SYSTEM		MPO Area	
UPC:	108896	#HB2.FY17 Colonial Avenue Improvements				Primary		Roanoke	
Street Name:	Colonial Avenue					Start (CY)		Budget	Expenditure
Jurisdiction:	Roanoke					PE	2016	\$67	\$67
Description:	FROM: 300 ft beyond Winding Way Rd SW TO: Clearfield Rd SW (0.5000 MI)					RW			
Scope:	Facilities for Pedestrians and Bicycles					CN	2017	\$6,933	\$4,747
						Total		\$7,000	\$4,814
Service Area / Fund	Previous	FY2023	FY2024	FY2025	FY2026	FY2027	FY2028	Total	
District Grant Program									
Federal	\$383	\$0	\$0	\$0	\$0	\$0	\$0	\$383	
State	\$2,162	\$0	\$0	\$0	\$0	\$0	\$0	\$2,162	
Specialized State and Federal									
Federal	\$401	\$0	\$0	\$0	\$0	\$0	\$0	\$401	
Match	\$25	\$0	\$0	\$0	\$0	\$0	\$0	\$25	
MPO TAP	\$283	\$0	\$0	\$0	\$0	\$0	\$0	\$283	
Local	\$1	\$0	\$0	\$0	\$0	\$0	\$0	\$1	
Revenue Sharing									
State	\$1,733	\$0	\$0	\$0	\$0	\$0	\$0	\$1,733	
Local	\$1,733	\$0	\$0	\$0	\$0	\$0	\$0	\$1,733	
Other Funds									
Other	\$166	\$0	\$0	\$0	\$0	\$0	\$0	\$166	
TOTAL	\$6,885	\$0	\$0	\$0	\$0	\$0	\$0	\$6,885	

ROUTE: 8010	PROJECT NAME				PROGRAM/SYSTEM		MPO Area		
UPC: 108899	#HB2.FY17 Multimodal Improvements along Boulevard				Primary		Roanoke		
Street Name:	Boulevard						Start (CY)	Budget	Expenditure
Jurisdiction:	Salem				PE	2016	\$59	\$59	
Description:	FROM: .08 mi west of Reavis Ln TO: Salem City Limit (0.4500 MI)				RW	2017	\$0	\$0	
Scope:	Facilities for Pedestrians and Bicycles				CN	2019	\$740	\$740	
							Total	\$799	\$799
Service Area / Fund	Previous	FY2023	FY2024	FY2025	FY2026	FY2027	FY2028	Total	
District Grant Program									
State	\$799	\$0	\$0	\$0	\$0	\$0	\$0	\$799	

ROUTE: 9999	PROJECT NAME (NEW)				PROGRAM/SYSTEM		MPO Area			
UPC: T27105	#BF - CITY OF ROANOKE - SUPER REPLACE 13TH STREET - YEAR 4				Urban		Roanoke			
Jurisdiction:	Roanoke						Start (CY)	Budget	Expenditure	
Description:	FROM: 0.7 Mi. Route 460 TO: 0.0 Mi. Mason Mill Road				PE	2024	\$447	\$0		
Scope:	Bridge Rehab w/o Added Capacity				RW		\$0	\$0		
							CN	2027	\$6,374	\$0
							Total	\$6,822	\$0	
Service Area / Fund	Previous	FY2023	FY2024	FY2025	FY2026	FY2027	FY2028	Total		
Specialized State and Federal										
Federal	\$0	\$0	\$2,134	\$2,383	\$2,305	\$0	\$0	\$6,822		

ROUTE: 9999	PROJECT NAME (NEW)				PROGRAM/SYSTEM		MPO Area			
UPC: T27104	#BF - CITY OF ROANOKE - BRIDGE REPLACE PERSINGER RD - YEAR 4				Urban		Roanoke			
Jurisdiction:	Roanoke						Start (CY)	Budget	Expenditure	
Description:	FROM: 0.3 Mi. Brambleton Avenue TO: 0.3 Mi. Blenheim Road				PE	2024	\$459	\$0		
Scope:	Bridge Replacement w/o Added Capacity				RW	2027	\$55	\$0		
							CN	2027	\$3,390	\$0
							Total	\$3,905	\$0	
Service Area / Fund	Previous	FY2023	FY2024	FY2025	FY2026	FY2027	FY2028	Total		
Specialized State and Federal										
Federal	\$0	\$0	\$0	\$3,905	\$0	\$0	\$0	\$3,905		

ROUTE: 9999	PROJECT NAME (NEW)				PROGRAM/SYSTEM		MPO Area		
UPC: T26835	NORTH FRANKLIN SIDEWALK IN-FILL - CBURG				Enhancement		New River Valley		
Jurisdiction:	Christiansburg						Start (CY)	Budget	Expenditure
Description:	FROM: Mill Ln TO: Water St				PE		\$238	\$0	
Scope:	Facilities for Pedestrians and Bicycles				RW		\$0	\$0	
							CN	\$800	\$0
							Total	\$1,038	\$0
Service Area / Fund	Previous	FY2023	FY2024	FY2025	FY2026	FY2027	FY2028	Total	
Specialized State and Federal									
Federal	\$0	\$400	\$430	\$0	\$0	\$0	\$0	\$830	
Other Funds									
Other	\$0	\$100	\$108	\$0	\$0	\$0	\$0	\$208	
TOTAL	\$0	\$500	\$538	\$0	\$0	\$0	\$0	\$1,038	

ROUTE: 9999	PROJECT NAME (NEW)				PROGRAM/SYSTEM		MPO Area		
UPC: T26831	ROANOKE ST/1ST ST PEDESTRIAN ACCOMMODATIONS - CBURG				Enhancement		New River Valley		
Jurisdiction: Christiansburg							Start (CY)	Budget	Expenditure
Description: FROM: 1st St TO: Roanoke St							PE	\$64	\$0
Scope: Facilities for Pedestrians and Bicycles							RW	\$0	\$0
							CN	\$327	\$0
							Total	\$392	\$0
Service Area / Fund	Previous	FY2023	FY2024	FY2025	FY2026	FY2027	FY2028	Total	
Specialized State and Federal									
Federal	\$0	\$313	\$0	\$0	\$0	\$0	\$0	\$313	
Other Funds									
Other	\$0	\$78	\$0	\$0	\$0	\$0	\$0	\$78	
TOTAL	\$0	\$392	\$0	\$0	\$0	\$0	\$0	\$392	

ROUTE: 9999	PROJECT NAME (NEW)				PROGRAM/SYSTEM		MPO Area		
UPC: T26811	ROANOKE ST/DEPOT ST PEDESTRIAN ACCOMMODATIONS - CBURG				Enhancement		New River Valley		
Jurisdiction: Christiansburg							Start (CY)	Budget	Expenditure
Description: FROM: Depot St TO: 400 Ft East of Depot St							PE	\$159	\$0
Scope: Facilities for Pedestrians and Bicycles							RW	\$0	\$0
							CN	\$561	\$0
							Total	\$721	\$0
Service Area / Fund	Previous	FY2023	FY2024	FY2025	FY2026	FY2027	FY2028	Total	
Specialized State and Federal									
Federal	\$0	\$277	\$300	\$0	\$0	\$0	\$0	\$577	
Other Funds									
Other	\$0	\$69	\$75	\$0	\$0	\$0	\$0	\$144	
TOTAL	\$0	\$346	\$375	\$0	\$0	\$0	\$0	\$721	

ROUTE: 9999	PROJECT NAME (NEW)				PROGRAM/SYSTEM		MPO Area		
UPC: T26802	GLADE CREEK GRNWAY VINYARD PARK WEST - ROANOKE CO				Enhancement		Roanoke		
Street Name: Berkley Rd							Start (CY)	Budget	Expenditure
Jurisdiction: Roanoke County							PE	\$108	\$0
Description: FROM: 150 Vinyard Park Dr, Berkley Rd Lot TO: 150 Vinyard Park Dr, Western Edge							RW		
Scope: Facilities for Pedestrians and Bicycles							CN	\$543	\$0
							Total	\$651	\$0
Service Area / Fund	Previous	FY2023	FY2024	FY2025	FY2026	FY2027	FY2028	Total	
Specialized State and Federal									
Federal	\$174	\$100	\$166	\$0	\$0	\$0	\$0	\$440	
MPO TAP	\$0	\$81	\$0	\$0	\$0	\$0	\$0	\$81	
Other Funds									
Other	\$32	\$45	\$42	\$0	\$0	\$0	\$0	\$118	
TOTAL	\$206	\$226	\$208	\$0	\$0	\$0	\$0	\$639	

ROUTE: 9999		PROJECT NAME (NEW)				PROGRAM/SYSTEM		MPO Area	
UPC: T26794		MAIN ST SIDEWALK - GALAX				Enhancement		NonMPO	
Jurisdiction: Galax						Start (CY)		Budget	Expenditure
Description: FROM: Washington St TO: Center St						PE		\$71	\$0
Scope: Facilities for Pedestrians and Bicycles						RW		\$14	\$0
						CN		\$641	\$0
						Total		\$727	\$0
Service Area / Fund	Previous	FY2023	FY2024	FY2025	FY2026	FY2027	FY2028	Total	
Specialized State and Federal									
Federal	\$0	\$81	\$500	\$0	\$0	\$0	\$0	\$581	
Other Funds									
Other	\$0	\$20	\$125	\$0	\$0	\$0	\$0	\$145	
TOTAL	\$0	\$102	\$625	\$0	\$0	\$0	\$0	\$727	

ROUTE: 9999		PROJECT NAME (NEW)				PROGRAM/SYSTEM		MPO Area	
UPC: T26782		WILLIAMSON RD PEDESTRIAN SAFETY - ROANOKE				Enhancement		Roanoke	
Jurisdiction: Roanoke						Start (CY)		Budget	Expenditure
Description: FROM: Hawthorne Dr TO: Woodbury St						PE		\$4	\$0
Scope: Facilities for Pedestrians and Bicycles						RW		\$1	\$0
						CN		\$570	\$0
						Total		\$575	\$0
Service Area / Fund	Previous	FY2023	FY2024	FY2025	FY2026	FY2027	FY2028	Total	
Specialized State and Federal									
MPO TAP	\$0	\$460	\$0	\$0	\$0	\$0	\$0	\$460	
Other Funds									
Other	\$0	\$115	\$0	\$0	\$0	\$0	\$0	\$115	
TOTAL	\$0	\$575	\$0	\$0	\$0	\$0	\$0	\$575	

ROUTE: 9999		PROJECT NAME (NEW)				PROGRAM/SYSTEM		MPO Area	
UPC: T26781		WEST STUART DR SIDEWALK - GALAX				Enhancement		NonMPO	
Jurisdiction: Galax						Start (CY)		Budget	Expenditure
Description: FROM: Stanford St TO: Murphy St						PE		\$23	\$0
Scope: Facilities for Pedestrians and Bicycles						RW		\$12	\$0
						CN		\$334	\$0
						Total		\$369	\$0
Service Area / Fund	Previous	FY2023	FY2024	FY2025	FY2026	FY2027	FY2028	Total	
Specialized State and Federal									
Federal	\$0	\$296	\$0	\$0	\$0	\$0	\$0	\$296	
Other Funds									
Other	\$0	\$74	\$0	\$0	\$0	\$0	\$0	\$74	
TOTAL	\$0	\$369	\$0	\$0	\$0	\$0	\$0	\$369	

ROUTE: 9999		PROJECT NAME (NEW)				PROGRAM/SYSTEM		MPO Area	
UPC: T26750		GLADE CREEK GREENWAY PHASE 3 PE/STUDY				Enhancement		Roanoke	
Street Name: Glade Creek Greenway						Start (CY)		Budget	Expenditure
Jurisdiction: Vinton						PE		\$275	\$0
Description: FROM: Gus Nicks Blvd/Pollard Street TO: Vinyard Park						RW			
Scope: Facilities for Pedestrians and Bicycles						CN			
						Total		\$275	\$0
Service Area / Fund	Previous	FY2023	FY2024	FY2025	FY2026	FY2027	FY2028	Total	
Specialized State and Federal									
MPO RSTP	\$0	\$275	\$0	\$0	\$0	\$0	\$0	\$275	

ROUTE: 9999		PROJECT NAME (NEW)				PROGRAM/SYSTEM		MPO Area	
UPC:	T26402	ROANOKE ST/DEPOT ST PED ACCOMMODATIONS - CBURG				Urban		New River Valley	
Street Name:	Roanoke St					Start (CY)	Budget	Expenditure	
Jurisdiction:	Christiansburg					PE	\$147	\$0	
Description:						RW			
Scope:	Facilities for Pedestrians and Bicycles					CN	\$562	\$0	
						Total	\$709	\$0	
Service Area / Fund	Previous	FY2023	FY2024	FY2025	FY2026	FY2027	FY2028	Total	
Revenue Sharing									
State	\$160	\$65	\$55	\$0	\$0	\$0	\$0	\$280	
Local	\$160	\$65	\$55	\$0	\$0	\$0	\$0	\$280	
TOTAL	\$321	\$129	\$111	\$0	\$0	\$0	\$0	\$561	

ROUTE: 9999		PROJECT NAME (NEW)				PROGRAM/SYSTEM		MPO Area	
UPC:	T26400	ROANOKE ST/1ST PED ACCOMMODATIONS - CBURG				Urban		New River Valley	
Jurisdiction:	Christiansburg					Start (CY)	Budget	Expenditure	
Description:	FROM: 1st St SE TO: 1st St SE					PE	\$60	\$0	
Scope:	Facilities for Pedestrians and Bicycles					RW	\$0	\$0	
						CN	\$327	\$0	
						Total	\$387	\$0	
Service Area / Fund	Previous	FY2023	FY2024	FY2025	FY2026	FY2027	FY2028	Total	
Revenue Sharing									
State	\$0	\$75	\$78	\$0	\$0	\$0	\$0	\$153	
Local	\$0	\$75	\$78	\$0	\$0	\$0	\$0	\$153	
TOTAL	\$0	\$150	\$156	\$0	\$0	\$0	\$0	\$306	

ROUTE: 9999		PROJECT NAME (NEW)				PROGRAM/SYSTEM		MPO Area	
UPC:	T26395	18TH ST SE (WISE - TAZEWELL)- CURB, GUTER, SW - ROANOKE				Urban		Roanoke	
Jurisdiction:	Roanoke					Start (CY)	Budget	Expenditure	
Description:	FROM: Wise Ave TO: Tazewell Ave					PE	\$312	\$0	
Scope:	Facilities for Pedestrians and Bicycles					RW	\$82	\$0	
						CN	\$2,903	\$0	
						Total	\$3,297	\$0	
Service Area / Fund	Previous	FY2023	FY2024	FY2025	FY2026	FY2027	FY2028	Total	
Revenue Sharing									
State	\$0	\$0	\$0	\$804	\$500	\$0	\$0	\$1,304	
Local	\$0	\$0	\$0	\$804	\$500	\$0	\$0	\$1,304	
TOTAL	\$0	\$0	\$0	\$1,609	\$1,000	\$0	\$0	\$2,609	

ROUTE: 9999		PROJECT NAME (NEW)				PROGRAM/SYSTEM		MPO Area	
UPC:	T26392	WEST END DRAINAGE PROJECT - PHASE 1 - ROANOKE				Urban		Roanoke	
Jurisdiction:	Roanoke					Start (CY)	Budget	Expenditure	
Description:	FROM: 10th St SW TO: Patterson Ave SW					PE	\$0	\$0	
Scope:	Mitigation of Water Pollution Due to Highway Runof					RW	\$0	\$0	
						CN	\$1,168	\$0	
						Total	\$1,168	\$0	
Service Area / Fund	Previous	FY2023	FY2024	FY2025	FY2026	FY2027	FY2028	Total	
Revenue Sharing									
State	\$0	\$0	\$0	\$262	\$200	\$0	\$0	\$462	
Local	\$0	\$0	\$0	\$262	\$200	\$0	\$0	\$462	
TOTAL	\$0	\$0	\$0	\$524	\$400	\$0	\$0	\$924	

ROUTE: 9999		PROJECT NAME (NEW)				PROGRAM/SYSTEM		MPO Area	
UPC:	T26386	1400-1500 BLOCK MAIN ST DRAINAGE IMPROVEMENTS - ROANOKE				Urban		Roanoke	
Jurisdiction:	Roanoke					Start (CY)		Budget	Expenditure
Description:	FROM: Floyd Ave SW TO: Kerns Ave SW					PE		\$0	\$0
Scope:	Mitigation of Water Pollution Due to Highway Runof					RW		\$0	\$0
						CN		\$1,969	\$0
						Total		\$1,969	\$0
Service Area / Fund	Previous	FY2023	FY2024	FY2025	FY2026	FY2027	FY2028	Total	
Revenue Sharing									
State	\$0	\$0	\$0	\$400	\$379	\$0	\$0	\$779	
Local	\$0	\$0	\$0	\$400	\$379	\$0	\$0	\$779	
TOTAL	\$0	\$0	\$0	\$800	\$758	\$0	\$0	\$1,558	

ROUTE: 9999		PROJECT NAME (NEW)				PROGRAM/SYSTEM		MPO Area	
UPC:	T26384	SHENANDOAH AVE DIVERSION - DRAINAGE IMPROVEMENTS - ROANOKE				Urban		Roanoke	
Jurisdiction:	Roanoke					Start (CY)		Budget	Expenditure
Description:	FROM: Henry St NW TO: N Jefferson St					PE		\$0	\$0
Scope:	Mitigation of Water Pollution Due to Highway Runof					RW		\$0	\$0
						CN		\$3,764	\$0
						Total		\$3,764	\$0
Service Area / Fund	Previous	FY2023	FY2024	FY2025	FY2026	FY2027	FY2028	Total	
Revenue Sharing									
State	\$0	\$0	\$0	\$1,000	\$698	\$0	\$0	\$1,698	
Local	\$0	\$0	\$0	\$1,000	\$698	\$0	\$0	\$1,698	
TOTAL	\$0	\$0	\$0	\$2,000	\$1,395	\$0	\$0	\$3,395	

ROUTE: 9999		PROJECT NAME (NEW)				PROGRAM/SYSTEM		MPO Area	
UPC:	T26375	3600 BLOCK PEAKWOOD DR - DRAINAGE IMPROVEMENTS - ROANOKE				Urban		Roanoke	
Jurisdiction:	Roanoke					Start (CY)		Budget	Expenditure
Description:	FROM: 3665 Peakwood Dr SW TO: 3699 Peakwood Dr SW					PE		\$0	\$0
Scope:	Mitigation of Water Pollution Due to Highway Runof					RW		\$0	\$0
						CN		\$471	\$0
						Total		\$471	\$0
Service Area / Fund	Previous	FY2023	FY2024	FY2025	FY2026	FY2027	FY2028	Total	
Revenue Sharing									
State	\$0	\$0	\$0	\$186	\$0	\$0	\$0	\$186	
Local	\$0	\$0	\$0	\$186	\$0	\$0	\$0	\$186	
TOTAL	\$0	\$0	\$0	\$373	\$0	\$0	\$0	\$373	

ROUTE: 9999		PROJECT NAME (NEW)				PROGRAM/SYSTEM		MPO Area	
UPC:	T26374	CHURCHILL AND GRANDVIEW - DRAINAGE IMPROVEMENTS - ROANOKE				Urban		Roanoke	
Jurisdiction:	Roanoke					Start (CY)		Budget	Expenditure
Description:	FROM: Rutgers St NW TO: Edinburgh Dr NW					PE		\$0	\$0
Scope:	Mitigation of Water Pollution Due to Highway Runof					RW		\$0	\$0
						CN		\$838	\$0
						Total		\$838	\$0
Service Area / Fund	Previous	FY2023	FY2024	FY2025	FY2026	FY2027	FY2028	Total	
Revenue Sharing									
State	\$0	\$0	\$0	\$300	\$32	\$0	\$0	\$332	
Local	\$0	\$0	\$0	\$300	\$32	\$0	\$0	\$332	
TOTAL	\$0	\$0	\$0	\$600	\$63	\$0	\$0	\$663	

ROUTE: 9999		PROJECT NAME (NEW)				PROGRAM/SYSTEM		MPO Area	
UPC:	T26371	OLDTOWN ST STORMWATER - GALAX				Urban		NonMPO	
Jurisdiction:	Galax					Start (CY)		Budget	Expenditure
Description:	FROM: West of S Main St TO: East of Depot Ave					PE		\$373	\$0
Scope:	Mitigation of Water Pollution Due to Highway Runof					RW		\$126	\$0
						CN		\$5,091	\$0
						Total		\$5,589	\$0
Service Area / Fund	Previous	FY2023	FY2024	FY2025	FY2026	FY2027	FY2028	Total	
Revenue Sharing									
State	\$0	\$0	\$0	\$1,420	\$1,000	\$0	\$0	\$2,420	
Local	\$0	\$0	\$0	\$1,420	\$1,000	\$0	\$0	\$2,420	
TOTAL	\$0	\$0	\$0	\$2,840	\$2,000	\$0	\$0	\$4,840	

ROUTE: 9999		PROJECT NAME (NEW)				PROGRAM/SYSTEM		MPO Area	
UPC:	T26370	GRAYSON AVE, NW - CURB, GUTTER, SW - ROANOKE				Urban		Roanoke	
Jurisdiction:	Roanoke					Start (CY)		Budget	Expenditure
Description:	FROM: 10th Street TO: 8th Street					PE		\$34	\$0
Scope:	Facilities for Pedestrians and Bicycles					RW		\$82	\$0
						CN		\$3,018	\$0
						Total		\$3,135	\$0
Service Area / Fund	Previous	FY2023	FY2024	FY2025	FY2026	FY2027	FY2028	Total	
Revenue Sharing									
State	\$0	\$0	\$0	\$1,000	\$355	\$0	\$0	\$1,355	
Local	\$0	\$0	\$0	\$1,000	\$355	\$0	\$0	\$1,355	
TOTAL	\$0	\$0	\$0	\$2,000	\$710	\$0	\$0	\$2,710	

ROUTE: 9999		PROJECT NAME (NEW)				PROGRAM/SYSTEM		MPO Area	
UPC:	T26366	Salem - Franklin Street Improvements				Urban		Roanoke	
Jurisdiction:	Salem					Start (CY)		Budget	Expenditure
Description:	FROM: Upland Drive TO: Salem City line					PE		\$895	\$0
Scope:	Reconstruction w/o Added Capacity					RW		\$922	\$0
						CN		\$3,667	\$0
						Total		\$5,485	\$0
Service Area / Fund	Previous	FY2023	FY2024	FY2025	FY2026	FY2027	FY2028	Total	
Revenue Sharing									
State	\$0	\$0	\$0	\$1,379	\$1,000	\$0	\$0	\$2,379	
Local	\$0	\$0	\$0	\$1,379	\$1,000	\$0	\$0	\$2,379	
TOTAL	\$0	\$0	\$0	\$2,757	\$2,000	\$0	\$0	\$4,757	

ROUTE: 9999		PROJECT NAME (NEW)				PROGRAM/SYSTEM		MPO Area	
UPC:	T26358	STAFFORD DR SIGNAL AT PEPPER'S FERRY RD - CBURG				Urban		New River Valley	
Jurisdiction:	Christiansburg					Start (CY)		Budget	Expenditure
Description:	FROM: Intersection Pepper's Ferry Rd TO: Intersection Pepper's Ferry Rd					PE		\$337	\$0
Scope:	Traffic Management/Engineering					RW		\$222	\$0
						CN		\$1,873	\$0
						Total		\$2,432	\$0
Service Area / Fund	Previous	FY2023	FY2024	FY2025	FY2026	FY2027	FY2028	Total	
Revenue Sharing									
State	\$0	\$0	\$0	\$671	\$500	\$0	\$0	\$1,171	
Local	\$0	\$0	\$0	\$671	\$500	\$0	\$0	\$1,171	
TOTAL	\$0	\$0	\$0	\$1,342	\$1,000	\$0	\$0	\$2,342	

ROUTE: 9999		PROJECT NAME (NEW)				PROGRAM/SYSTEM		MPO Area	
UPC:	T26331	CLAY ST SIDEWALK - BLACKSBURG				Urban		New River Valley	
Jurisdiction:	Blacksburg					Start (CY)		Budget	Expenditure
Description:	FROM: Church St TO: Jefferson St					PE		\$1	\$0
Scope:	Facilities for Pedestrians and Bicycles					RW		\$118	\$0
						CN		\$2,672	\$0
						Total		\$2,791	\$0
Service Area / Fund	Previous	FY2023	FY2024	FY2025	FY2026	FY2027	FY2028	Total	
Revenue Sharing									
State	\$0	\$0	\$0	\$813	\$500	\$0	\$0	\$1,313	
Local	\$0	\$0	\$0	\$813	\$500	\$0	\$0	\$1,313	
TOTAL	\$0	\$0	\$0	\$1,626	\$1,000	\$0	\$0	\$2,626	

ROUTE: 9999		PROJECT NAME				PROGRAM/SYSTEM		MPO Area	
UPC:	T25407	#SS - SMART ROAD BRIDGE				Other		NonMPO	
Jurisdiction:	Salem District-wide								
Description:									
Scope:									
Service Area / Fund	Previous	FY2023	FY2024	FY2025	FY2026	FY2027	FY2028	Total	
Special Structures									
State	\$0	\$0	\$0	\$0	\$60	\$200	\$60	\$320	

ROUTE: 9999		PROJECT NAME				PROGRAM/SYSTEM		MPO Area	
UPC:	T21767	SALEM DGP DEALLOCATION BALANCE ENTRY				Other		NonMPO	
Jurisdiction:	Salem District-wide								
Description:									
Scope:									
Service Area / Fund	Previous	FY2023	FY2024	FY2025	FY2026	FY2027	FY2028	Total	
District Grant Program									
Federal	\$0	\$374	\$0	\$0	\$0	\$0	\$0	\$374	
State	\$1,536	\$5,131	\$0	\$0	\$0	\$0	\$0	\$6,667	
GARVEE	\$3,665	\$0	\$0	\$0	\$0	\$0	\$0	\$3,665	
TOTAL	\$5,201	\$5,506	\$0	\$0	\$0	\$0	\$0	\$10,706	

ROUTE: 9999	PROJECT NAME				PROGRAM/SYSTEM			MPO Area
UPC: T21479	Districtwide Rumble Strip Installation-Primary Routes				Primary			Roanoke
Street Name:	Various							
Jurisdiction:	Salem District-wide							
Description:	FROM: Various TO: Various							
Scope:	Safety							
Service Area / Fund	Previous	FY2023	FY2024	FY2025	FY2026	FY2027	FY2028	Total
VA Safety Funds								
Federal	\$0	\$0	\$500	\$0	\$0	\$0	\$0	\$500

ROUTE: 9999	PROJECT NAME				PROGRAM/SYSTEM			MPO Area
UPC: T21476	Interstate & Primary Cable Guardrail Install-Districtwide				Interstate			Roanoke
Street Name:	Various							
Jurisdiction:	Salem District-wide							
Description:	FROM: Variuos TO: Various							
Scope:	Safety							
Service Area / Fund	Previous	FY2023	FY2024	FY2025	FY2026	FY2027	FY2028	Total
VA Safety Funds								
Federal	\$0	\$20	\$480	\$0	\$0	\$0	\$0	\$500

ROUTE: 9999	PROJECT NAME				PROGRAM/SYSTEM			MPO Area
UPC: T15990	#HB2.FY17 HIGHWAY CONST DISTRICT GRANT PRGM - SALEM				Other			NonMPO
Jurisdiction:	Salem District-wide							
Description:								
Scope:								
Service Area / Fund	Previous	FY2023	FY2024	FY2025	FY2026	FY2027	FY2028	Total
District Grant Program								
Federal	\$0	\$0	\$0	\$0	\$0	\$0	\$15,000	\$15,000
State	\$0	\$0	\$0	\$600	\$7,942	\$11,710	\$15,425	\$35,677
TOTAL	\$0	\$0	\$0	\$600	\$7,942	\$11,710	\$30,425	\$50,677

ROUTE: 9999	PROJECT NAME				PROGRAM/SYSTEM			MPO Area
UPC: T13911	#SGR Salem - VDOT SGR Bridge - Balance Entry				Other			NonMPO
Jurisdiction:	Salem District-wide							
Description:	FROM: various TO: various							
Scope:	Other							
Service Area / Fund	Previous	FY2023	FY2024	FY2025	FY2026	FY2027	FY2028	Total
State of Good Repair								
State	\$0	\$0	\$0	\$0	\$0	\$0	\$4,455	\$4,455

ROUTE: 9999	PROJECT NAME		PROGRAM/SYSTEM				MPO Area	
UPC: T13517	#SGR Salem - VDOT SGR Paving - Balance Entry		Other				NonMPO	
Jurisdiction:	Salem District-wide							
Description:	FROM: various TO: various							
Scope:	Other							
Service Area / Fund	Previous	FY2023	FY2024	FY2025	FY2026	FY2027	FY2028	Total
State of Good Repair								
Federal	\$0	\$0	\$4,956	\$5,000	\$5,000	\$5,000	\$1,032	\$20,988
State	\$3,151	\$1,285	\$4,129	\$4,867	\$4,788	\$4,647	\$8,627	\$31,494
TOTAL	\$3,151	\$1,285	\$9,085	\$9,867	\$9,788	\$9,647	\$9,659	\$52,482

ROUTE: 9999	PROJECT NAME		PROGRAM/SYSTEM				MPO Area	
UPC: T9649	#SGR Salem - Local SGR Bridge - Balance Entry		Other				NonMPO	
Jurisdiction:	Salem District-wide							
Description:								
Scope:								
Service Area / Fund	Previous	FY2023	FY2024	FY2025	FY2026	FY2027	FY2028	Total
State of Good Repair								
State	\$3,831	\$1,703	\$350	\$583	\$3,059	\$906	\$910	\$11,342

ROUTE: 9999	PROJECT NAME		PROGRAM/SYSTEM				MPO Area	
UPC: T9648	#SGR Salem - Local SGR Paving - Balance Entry		Other				NonMPO	
Jurisdiction:	Salem District-wide							
Description:								
Scope:								
Service Area / Fund	Previous	FY2023	FY2024	FY2025	FY2026	FY2027	FY2028	Total
State of Good Repair								
State	\$0	\$0	\$2,618	\$3,083	\$3,059	\$3,015	\$3,019	\$14,794

ROUTE: 9999	PROJECT NAME				PROGRAM/SYSTEM		MPO Area		
UPC: 11908	#HB2.FY17 10TH St - 2 Ln, Bike Ln, Curb & Gutter, & Sidewalk				Urban		Roanoke		
REPORT NOTE: Balance to be addressed at CN completion.									
Street Name:	TENTH STREET						Start (CY)	Budget	Expenditure
Jurisdiction:	Roanoke				PE	2001	\$2,319	\$2,319	
Description:	FROM: 0.011 MILE NORTH ANDREWS ROAD TO: WILLIAMSON ROAD (0.9000 MI)				RW	2011	\$2,266	\$2,266	
Scope:	Reconstruction w/o Added Capacity				CN	2016	\$13,762	\$12,591	
					Total		\$18,346	\$17,176	
Service Area / Fund	Previous	FY2023	FY2024	FY2025	FY2026	FY2027	FY2028	Total	
District Grant Program									
State	\$12,451	\$0	\$0	\$0	\$0	\$0	\$0	\$12,451	
Specialized State and Federal									
Local	\$1,229	\$0	\$0	\$0	\$0	\$0	\$0	\$1,229	
Legacy CN Formula									
Match	\$100	\$0	\$0	\$0	\$0	\$0	\$0	\$100	
State	\$4,900	\$0	\$0	\$0	\$0	\$0	\$0	\$4,900	
TOTAL	\$18,680	\$0	\$0	\$0	\$0	\$0	\$0	\$18,680	

ROUTE: 9999	PROJECT NAME				PROGRAM/SYSTEM		MPO Area		
UPC: 97171	#HB2.FY17 Roanoke Co, RRG, Green Hill Pk to Riverside Pk				Enhancement		Roanoke		
REPORT NOTE: Balance to be addressed at CN authorization.									
Jurisdiction:	Roanoke County						Start (CY)	Budget	Expenditure
Description:	FROM: Green Hill Park TO: Riverside Park (1.7300 MI)				PE	2012	\$1,001	\$954	
Scope:	Landscaping/Beautification				RW	2017	\$0	\$0	
					CN	2022	\$11,901	\$0	
					Total		\$12,902	\$954	
Service Area / Fund	Previous	FY2023	FY2024	FY2025	FY2026	FY2027	FY2028	Total	
High Priority Projects									
Federal	\$4,542	\$0	\$0	\$0	\$0	\$0	\$0	\$4,542	
Specialized State and Federal									
Federal	\$499	\$0	\$0	\$0	\$0	\$0	\$0	\$499	
MPO RSTP	\$7,674	\$0	\$0	\$0	\$0	\$0	\$0	\$7,674	
TOTAL	\$12,715	\$0	\$0	\$0	\$0	\$0	\$0	\$12,715	

ROUTE: 9999	PROJECT NAME				PROGRAM/SYSTEM		MPO Area	
UPC: 99583	Project Prescoping - Salem				Other		NonMPO	
Street Name:	Various							
Jurisdiction:	Salem District-wide							
Description:	FROM: Various TO: Various							
Scope:	Preliminary Engineering							
Service Area / Fund	Previous	FY2023	FY2024	FY2025	FY2026	FY2027	FY2028	Total
Research & Planning								
State	\$12,681	\$1,967	\$0	\$0	\$0	\$0	\$0	\$14,648

ROUTE: 9999	PROJECT NAME				PROGRAM/SYSTEM		MPO Area	
UPC: 104126	Roanoke MPO Regional STP (RSTP) Balance Entry				Other		Roanoke	
Jurisdiction:	Multi-jurisdictional: Roanoke MPO							
Description:	FROM: 0 TO: 0							
Scope:	Other							
Service Area / Fund	Previous	FY2023	FY2024	FY2025	FY2026	FY2027	FY2028	Total
Specialized State and Federal								
MPO RSTP	\$400	\$0	\$0	\$0	\$320	\$1,446	\$5,349	\$7,515

ROUTE: 9999	PROJECT NAME				PROGRAM/SYSTEM		MPO Area	
UPC: 108991	Systemic Roadway Departure Treatments				Interstate		Roanoke	
Jurisdiction:	Salem District-wide							
Description:	FROM: VARIOUS TO: VARIOUS							
Scope:	Safety							
Service Area / Fund	Previous	FY2023	FY2024	FY2025	FY2026	FY2027	FY2028	Total
VA Safety Funds								
Federal	\$350	\$855	\$1,325	\$0	\$0	\$0	\$0	\$2,530
Specialized State and Federal								
Federal	\$280	\$0	\$0	\$0	\$0	\$0	\$0	\$280
TOTAL	\$630	\$855	\$1,325	\$0	\$0	\$0	\$0	\$2,810

ROUTE: 9999	PROJECT NAME				PROGRAM/SYSTEM		MPO Area		
UPC: 110101	Tinker Creek Trail Extension Phase 2A				Other		Roanoke		
REPORT NOTE: Revised estimate and/or schedule required. Locally Administered.									
Street Name:	Tinker Creek Trail						Start (CY)	Budget	Expenditure
Jurisdiction:	Roanoke				PE	2017	\$526	\$379	
Description:	FROM: 13th Street TO: Masons Mill Park (2.0000 MI)				RW	2020	\$0	\$0	
Scope:	Facilities for Pedestrians and Bicycles				CN	2022	\$5,335	\$1	
					Total		\$5,861	\$379	
Service Area / Fund	Previous	FY2023	FY2024	FY2025	FY2026	FY2027	FY2028	Total	
Specialized State and Federal									
Federal	\$386	\$0	\$0	\$0	\$0	\$0	\$0	\$386	
MPO RSTP	\$3,742	\$509	\$403	\$163	\$0	\$0	\$0	\$4,816	
MPO TAP	\$161	\$0	\$0	\$0	\$0	\$0	\$0	\$161	
Legacy CN Formula									
Federal	\$2,494	\$0	\$0	\$0	\$0	\$0	\$0	\$2,494	
Match	\$561	\$0	\$0	\$0	\$0	\$0	\$0	\$561	
Revenue Sharing									
State	\$413	\$0	\$0	\$0	\$0	\$0	\$0	\$413	
Local	\$413	\$0	\$0	\$0	\$0	\$0	\$0	\$413	
Other Funds									
Other	\$195	\$0	\$0	\$0	\$0	\$0	\$0	\$195	
TOTAL	\$8,365	\$509	\$403	\$163	\$0	\$0	\$0	\$9,439	

ROUTE:	9999	PROJECT NAME	PROGRAM/SYSTEM					MPO Area
UPC:	111317	#SMART20 - Williamson Road Sidewalk Improvements	Enhancement					Roanoke
Street Name:	Williamson Road		Start (CY)		Budget	Expenditure		
Jurisdiction:	Roanoke County		PE	2019	\$271	\$184		
Description:	FROM: Int. of Route 11 & Route 117 TO: Int. of Route 11 & Route 115 (0.2800 MI)		RW	2022	\$484	\$0		
Scope:	Facilities for Pedestrians and Bicycles		CN	2023	\$1,180	\$0		
			Total		\$1,934	\$184		
Service Area / Fund	Previous	FY2023	FY2024	FY2025	FY2026	FY2027	FY2028	Total
District Grant Program								
Federal	\$0	\$790	\$0	\$0	\$0	\$0	\$0	\$790
State	\$0	\$72	\$800	\$0	\$0	\$0	\$0	\$872
Specialized State and Federal								
Federal	\$86	\$0	\$0	\$0	\$0	\$0	\$0	\$86
MPO TAP	\$132	\$0	\$0	\$0	\$0	\$0	\$0	\$132
Other Funds								
Other	\$54	\$0	\$0	\$0	\$0	\$0	\$0	\$54
TOTAL	\$272	\$862	\$800	\$0	\$0	\$0	\$0	\$1,934

ROUTE:	9999	PROJECT NAME	PROGRAM/SYSTEM					MPO Area
UPC:	111649	Walnut Ave Bike/Ped Accommodations (5th St to Town limit)	Other					Roanoke
Street Name:	Glade Creek Greenway		Start (CY)		Budget	Expenditure		
Jurisdiction:	Vinton		PE	2018	\$187	\$188		
Description:	FROM: .01 miles east of 5th Street TO: Town Limits		RW					
Scope:	Facilities for Pedestrians and Bicycles		CN	2022	\$1,881	\$0		
			Total		\$2,068	\$188		
Service Area / Fund	Previous	FY2023	FY2024	FY2025	FY2026	FY2027	FY2028	Total
Specialized State and Federal								
MPO RSTP	\$1,830	\$238	\$0	\$0	\$0	\$0	\$0	\$2,068

ROUTE:	9999	PROJECT NAME	PROGRAM/SYSTEM					MPO Area
UPC:	111879	#SMART18 Smart Way Vehicle Expansion Project	Transit					Roanoke
Street Name:	Smart Way Transit		Start (CY)		Budget	Expenditure		
Jurisdiction:	Roanoke		PE					
Description:	FROM: n/a TO: n/a		RW					
Scope:	Transit		CN	2019	\$618	\$567		
			Total		\$618	\$567		
Service Area / Fund	Previous	FY2023	FY2024	FY2025	FY2026	FY2027	FY2028	Total
High Priority Projects								
State	\$618	\$0	\$0	\$0	\$0	\$0	\$0	\$618

ROUTE:	9999	PROJECT NAME	PROGRAM/SYSTEM					MPO Area
UPC:	111880	#SMART18 Valley Metro Route 91/92 Vehicle Expansion Project	Transit					Roanoke
Street Name:	Route 91/92 Vehicle Expansion Project		Start (CY)		Budget	Expenditure		
Jurisdiction:	Roanoke		PE					
Description:	FROM: n/a TO: n/a		RW					
Scope:	Transit		CN	2021	\$1,700	\$0		
			Total		\$1,700	\$0		
Service Area / Fund	Previous	FY2023	FY2024	FY2025	FY2026	FY2027	FY2028	Total
High Priority Projects								
State	\$500	\$1,200	\$0	\$0	\$0	\$0	\$0	\$1,700

ROUTE: 9999	PROJECT NAME				PROGRAM/SYSTEM		MPO Area		
UPC: 111882	#SMART18 - GRTC Automatic Vehicle Locator/Real-Time Project				Urban		Roanoke		
REPORT NOTE: Balance to be provided by applicant									
Street Name:	Automatic Vehicle Locator						Start (CY)	Budget	Expenditure
Jurisdiction:	Roanoke				PE		2020	\$300	\$0
Description:	FROM: n/a TO: n/a				RW				
Scope:	Transit				CN		2021	\$1,604	\$0
							Total	\$1,904	\$0
Service Area / Fund	Previous	FY2023	FY2024	FY2025	FY2026	FY2027	FY2028	Total	
High Priority Projects									
State	\$1,402	\$202	\$0	\$0	\$0	\$0	\$0	\$1,604	

ROUTE: 9999	PROJECT NAME				PROGRAM/SYSTEM		MPO Area			
UPC: 112706	WESTLAKE MULTIUSE TRAIL				Other		NonMPO			
REPORT NOTE: Balance to be addressed at RW authorization										
Jurisdiction:	Franklin County						Start (CY)	Budget	Expenditure	
Description:	FROM: VILLAGE CENTER OF WESTLAKE TO: BOOKER T WASHINGTON NATIONAL MONUMENT				PE		2018	\$173	\$69	
Scope:	Facilities for Pedestrians and Bicycles				RW		2022	\$450	\$0	
							CN	2023	\$1,616	\$0
							Total	\$2,239	\$69	
Service Area / Fund	Previous	FY2023	FY2024	FY2025	FY2026	FY2027	FY2028	Total		
Specialized State and Federal										
Federal	\$634	\$281	\$500	\$0	\$0	\$0	\$0	\$1,415		
Other Funds										
Other	\$150	\$70	\$125	\$0	\$0	\$0	\$0	\$345		
TOTAL	\$784	\$351	\$625	\$0	\$0	\$0	\$0	\$1,760		

ROUTE: 9999	PROJECT NAME				PROGRAM/SYSTEM		MPO Area		
UPC: 113132	Harding Ave Stormwater Drainage Improvements				Urban		New River Valley		
REPORT NOTE: Project identified for accelerated completion.									
Street Name:	Harding Avenue						Start (CY)	Budget	Expenditure
Jurisdiction:	Blacksburg				PE		2019	\$150	\$94
Description:	FROM: 0.1 Miles North of Green Meadow Drive TO: Owens St (0.8800 MI)				RW				
Scope:	Mitigation of Water Pollution Due to Highway Runof				CN		2022	\$2,589	\$0
							Total	\$2,739	\$94
Service Area / Fund	Previous	FY2023	FY2024	FY2025	FY2026	FY2027	FY2028	Total	
Revenue Sharing									
State	\$1,255	\$5	\$109	\$0	\$0	\$0	\$0	\$1,370	
Local	\$1,255	\$5	\$109	\$0	\$0	\$0	\$0	\$1,370	
TOTAL	\$2,511	\$10	\$218	\$0	\$0	\$0	\$0	\$2,739	

ROUTE: 9999		PROJECT NAME				PROGRAM/SYSTEM		MPO Area		
UPC:	113134	Roanoke St./Tower Rd./Hampton Blvd Intersection				Urban		New River Valley		
Street Name:	Roanoke Street						Start (CY)	Budget	Expenditure	
Jurisdiction:	Christiansburg						PE	2019	\$325	\$152
Description:	FROM: Hampton Boulevard TO: Tower Road						RW	2020	\$32	\$7
Scope:	Reconstruction w/o Added Capacity						CN	2021	\$1,407	\$282
							Total		\$1,764	\$441
Service Area / Fund	Previous	FY2023	FY2024	FY2025	FY2026	FY2027	FY2028	Total		
Revenue Sharing										
State	\$452	\$336	\$0	\$0	\$0	\$0	\$0	\$0	\$787	
Local	\$452	\$336	\$0	\$0	\$0	\$0	\$0	\$0	\$787	
Other Funds										
Other	\$190	\$0	\$0	\$0	\$0	\$0	\$0	\$0	\$190	
TOTAL	\$1,093	\$671	\$0	\$0	\$0	\$0	\$0	\$0	\$1,764	

ROUTE: 9999		PROJECT NAME				PROGRAM/SYSTEM		MPO Area		
UPC:	113135	Arbor Drive - Peppers Ferry Road Intersection				Urban		New River Valley		
REPORT NOTE: Balance to be addressed at CN advertisement										
Street Name:	Peppers Ferry Road						Start (CY)	Budget	Expenditure	
Jurisdiction:	Christiansburg						PE	2019	\$347	\$181
Description:	FROM: Arbor Drive TO: Peppers Ferry Road						RW	2020	\$266	\$132
Scope:	Reconstruction w/ Added Capacity						CN	2021	\$1,220	\$0
							Total		\$1,834	\$314
Service Area / Fund	Previous	FY2023	FY2024	FY2025	FY2026	FY2027	FY2028	Total		
Revenue Sharing										
State	\$495	\$425	\$0	\$0	\$0	\$0	\$0	\$0	\$919	
Local	\$495	\$425	\$0	\$0	\$0	\$0	\$0	\$0	\$919	
TOTAL	\$989	\$849	\$0	\$0	\$0	\$0	\$0	\$0	\$1,839	

ROUTE: 9999		PROJECT NAME				PROGRAM/SYSTEM		MPO Area		
UPC:	113136	Hickok Street Improvements				Urban		New River Valley		
Street Name:	Hickok Street						Start (CY)	Budget	Expenditure	
Jurisdiction:	Christiansburg						PE	2019	\$205	\$122
Description:	FROM: 200 feet south of Rte 11 on Hickok Street TO: 300 feet north of Rte 11 on Hickok Street						RW	2020	\$195	\$34
Scope:	Mitigation of Water Pollution Due to Highway Runof						CN	2023	\$2,587	\$0
							Total		\$2,987	\$156
Service Area / Fund	Previous	FY2023	FY2024	FY2025	FY2026	FY2027	FY2028	Total		
Revenue Sharing										
State	\$489	\$1,005	\$0	\$0	\$0	\$0	\$0	\$0	\$1,494	
Local	\$489	\$1,005	\$0	\$0	\$0	\$0	\$0	\$0	\$1,494	
TOTAL	\$978	\$2,009	\$0	\$0	\$0	\$0	\$0	\$0	\$2,987	

ROUTE: 9999		PROJECT NAME				PROGRAM/SYSTEM		MPO Area	
UPC:	113138	Roanoke River Greenway Bridge the Gap Phase II Segment 2				Enhancement		Roanoke	
Street Name:	Roanoke River Greenway					Start (CY)	Budget	Expenditure	
Jurisdiction:	Roanoke					PE	2018	\$2,655	\$1,380
Description:	FROM: Roanoke Ave TO: Bridge Street					RW	2021	\$950	\$427
Scope:	Facilities for Pedestrians and Bicycles					CN	2021	\$6,121	\$0
						Total		\$9,726	\$1,807
Service Area / Fund	Previous	FY2023	FY2024	FY2025	FY2026	FY2027	FY2028	Total	
Revenue Sharing									
State	\$1,211	\$2,216	\$0	\$0	\$0	\$0	\$0	\$0	\$3,427
Local	\$1,211	\$2,216	\$0	\$0	\$0	\$0	\$0	\$0	\$3,427
Other Funds									
Other	\$2,871	\$0	\$0	\$0	\$0	\$0	\$0	\$0	\$2,871
TOTAL	\$5,293	\$4,433	\$0	\$0	\$0	\$0	\$0	\$0	\$9,726

ROUTE: 9999		PROJECT NAME				PROGRAM/SYSTEM		MPO Area	
UPC:	113139	FY19 RS Citywide Curb, Gutter, & Sidewalk Improvements				Urban		Roanoke	
REPORT NOTE: Balance to be addressed at CN completion									
Street Name:	Various					Start (CY)	Budget	Expenditure	
Jurisdiction:	Roanoke					PE	2018	\$5	\$3
Description:	FROM: Multiple TO: Multiple					RW			
Scope:	Reconstruction w/o Added Capacity					CN	2020	\$2,010	\$904
						Total		\$2,015	\$906
Service Area / Fund	Previous	FY2023	FY2024	FY2025	FY2026	FY2027	FY2028	Total	
Revenue Sharing									
State	\$1,006	\$0	\$329	\$0	\$0	\$0	\$0	\$0	\$1,335
Local	\$1,006	\$0	\$329	\$0	\$0	\$0	\$0	\$0	\$1,335
TOTAL	\$2,011	\$0	\$658	\$0	\$0	\$0	\$0	\$0	\$2,669

ROUTE: 9999		PROJECT NAME				PROGRAM/SYSTEM		MPO Area	
UPC:	113141	Downtown Salem - Main Street, Union Street to Broad Street				Urban		Roanoke	
Street Name:	Main Street					Start (CY)	Budget	Expenditure	
Jurisdiction:	Salem					PE	2019	\$90	\$54
Description:	FROM: Union Street TO: South Broad Street					RW	2021	\$1	\$0
Scope:	Facilities for Pedestrians and Bicycles					CN	2022	\$909	\$0
						Total		\$1,000	\$54
Service Area / Fund	Previous	FY2023	FY2024	FY2025	FY2026	FY2027	FY2028	Total	
Revenue Sharing									
State	\$71	\$129	\$300	\$0	\$0	\$0	\$0	\$0	\$500
Local	\$71	\$129	\$300	\$0	\$0	\$0	\$0	\$0	\$500
TOTAL	\$142	\$258	\$600	\$0	\$0	\$0	\$0	\$0	\$1,000

ROUTE: 9999		PROJECT NAME				PROGRAM/SYSTEM		MPO Area	
UPC:	113142	Downtown Salem - Roanoke Boulevard				Urban		Roanoke	
Street Name:	Roanoke Boulevard					Start (CY)		Budget	Expenditure
Jurisdiction:	Salem					PE	2020	\$105	\$10
Description:	FROM: North side of intersection of Market Street and East Main St TO: East side of intersection of Boulevard and College Avenue					RW	2022	\$0	\$0
Scope:	Facilities for Pedestrians and Bicycles					CN	2026	\$1,736	\$0
						Total		\$1,841	\$10
Service Area / Fund	Previous	FY2023	FY2024	FY2025	FY2026	FY2027	FY2028	Total	
Revenue Sharing									
State	\$71	\$129	\$300	\$0	\$0	\$0	\$0	\$500	
Local	\$71	\$129	\$300	\$0	\$0	\$0	\$0	\$500	
TOTAL	\$141	\$259	\$600	\$0	\$0	\$0	\$0	\$1,000	

ROUTE: 9999		PROJECT NAME				PROGRAM/SYSTEM		MPO Area	
UPC:	113319	Downtown Main Street Pedestrian Improvements - City of Galax				Urban		NonMPO	
Street Name:	Main Street					Start (CY)		Budget	Expenditure
Jurisdiction:	Galax					PE	2019	\$72	\$59
Description:	FROM: Washington Street TO: Center Street					RW	2021	\$0	\$0
Scope:	Facilities for Pedestrians and Bicycles					CN	2022	\$471	\$0
						Total		\$543	\$59
Service Area / Fund	Previous	FY2023	FY2024	FY2025	FY2026	FY2027	FY2028	Total	
VA Safety Funds									
Federal	\$28	\$208	\$155	\$0	\$0	\$0	\$0	\$391	
Specialized State and Federal									
Federal	\$142	\$0	\$0	\$0	\$0	\$0	\$0	\$142	
Match	\$10	\$0	\$0	\$0	\$0	\$0	\$0	\$10	
TOTAL	\$180	\$208	\$155	\$0	\$0	\$0	\$0	\$543	

ROUTE: 9999		PROJECT NAME				PROGRAM/SYSTEM		MPO Area	
UPC:	113324	Installation of Pedestrian Countdown Signal				Urban		Roanoke	
REPORT NOTE: Balance to be addressed at CN advertisement									
Street Name:	Orange Avenue					Start (CY)		Budget	Expenditure
Jurisdiction:	Roanoke					PE	2021	\$10	\$4
Description:	FROM: Gainsboro Road TO: Burrell Street					RW			
Scope:	Safety					CN	2022	\$89	\$0
						Total		\$99	\$4
Service Area / Fund	Previous	FY2023	FY2024	FY2025	FY2026	FY2027	FY2028	Total	
VA Safety Funds									
Federal	\$10	\$47	\$40	\$0	\$0	\$0	\$0	\$97	
Specialized State and Federal									
Federal	\$106	\$0	\$0	\$0	\$0	\$0	\$0	\$106	
TOTAL	\$116	\$47	\$40	\$0	\$0	\$0	\$0	\$203	

ROUTE: 9999	PROJECT NAME				PROGRAM/SYSTEM		MPO Area		
UPC: 113352	Roanoke Street Sidewalk at 460 By-Pass				Enhancement		New River Valley		
REPORT NOTE: Balance to be addressed at CN award									
Street Name:	Roanoke Street						Start (CY)	Budget	Expenditure
Jurisdiction:	Christiansburg				PE	2019	\$130	\$110	
Description:	FROM: 600 ft. east of Falling Branch Rd TO: Hubble Drive on Roanoke Street				RW	2020	\$0	\$0	
Scope:	Facilities for Pedestrians and Bicycles				CN	2022	\$842	\$0	
					Total		\$972	\$110	
Service Area / Fund	Previous	FY2023	FY2024	FY2025	FY2026	FY2027	FY2028	Total	
VA Safety Funds									
Federal	\$302	\$382	\$0	\$0	\$0	\$0	\$0	\$684	
Specialized State and Federal									
Federal	\$249	\$0	\$0	\$0	\$0	\$0	\$0	\$249	
Local	\$2	\$0	\$0	\$0	\$0	\$0	\$0	\$2	
Other Funds									
Other	\$60	\$0	\$0	\$0	\$0	\$0	\$0	\$60	
TOTAL	\$614	\$382	\$0	\$0	\$0	\$0	\$0	\$996	

ROUTE: 9999	PROJECT NAME				PROGRAM/SYSTEM		MPO Area		
UPC: 113566	Elizabeth Greenway				Urban		Roanoke		
REPORT NOTE: Revised estimate and/or schedule required									
Street Name:	Elizabeth Greenway						Start (CY)	Budget	Expenditure
Jurisdiction:	Salem				PE	2019	\$198	\$97	
Description:	FROM: Mason Creek Greenway TO: East Main Street Greenway				RW	2021	\$1	\$0	
Scope:	Facilities for Pedestrians and Bicycles				CN	2023	\$1,634	\$0	
					Total		\$1,832	\$97	
Service Area / Fund	Previous	FY2023	FY2024	FY2025	FY2026	FY2027	FY2028	Total	
Specialized State and Federal									
MPO RSTP	\$191	\$913	\$0	\$0	\$0	\$0	\$0	\$1,104	

ROUTE: 9999	PROJECT NAME				PROGRAM/SYSTEM		MPO Area		
UPC: 113567	Roanoke River Greenway through Explore Park				Other		Roanoke		
REPORT NOTE: Revised estimate and/or schedule required									
Street Name:	Roanoke River Greenway						Start (CY)	Budget	Expenditure
Jurisdiction:	Roanoke County				PE	2020	\$525	\$412	
Description:	FROM: Rutrough Rd TO: 1.4 mile north of Rutrough Rd (1.4000 MI)				RW				
Scope:	Facilities for Pedestrians and Bicycles				CN	2024	\$3,697	\$0	
					Total		\$4,222	\$412	
Service Area / Fund	Previous	FY2023	FY2024	FY2025	FY2026	FY2027	FY2028	Total	
Specialized State and Federal									
MPO RSTP	\$816	\$394	\$1,810	\$0	\$0	\$0	\$0	\$3,020	

ROUTE: 9999	PROJECT NAME				PROGRAM/SYSTEM		MPO Area		
UPC: 115310	Deyerle Road Drainage Improvements				Urban		Roanoke		
Street Name:	Deyerle Road						Start (CY)	Budget	Expenditure
Jurisdiction:	Roanoke				PE		2020	\$5	\$1
Description:	FROM: Grandin Rd SW TO: Windsor Rd & Barnhill Ln (0.1900 MI)				RW				
Scope:	Mitigation of Water Pollution Due to Highway Runof				CN		2021	\$272	\$160
							Total	\$277	\$161
Service Area / Fund	Previous	FY2023	FY2024	FY2025	FY2026	FY2027	FY2028	Total	
Revenue Sharing									
State	\$80	\$175	\$0	\$0	\$0	\$0	\$0	\$255	
Local	\$80	\$175	\$0	\$0	\$0	\$0	\$0	\$255	
TOTAL	\$159	\$351	\$0	\$0	\$0	\$0	\$0	\$510	

ROUTE: 9999	PROJECT NAME				PROGRAM/SYSTEM		MPO Area	
UPC: 116077	SAFETY PRESCOPING - SALEM				Interstate		Roanoke	
Jurisdiction:	Salem District-wide							
Description:								
Scope:	Safety							
Service Area / Fund	Previous	FY2023	FY2024	FY2025	FY2026	FY2027	FY2028	Total
VA Safety Funds								
Federal	\$248	\$233	\$248	\$282	\$0	\$0	\$0	\$1,012
Specialized State and Federal								
Federal	\$544	\$0	\$0	\$0	\$0	\$0	\$0	\$544
Match	\$5	\$0	\$0	\$0	\$0	\$0	\$0	\$5
TOTAL	\$798	\$233	\$248	\$282	\$0	\$0	\$0	\$1,561

ROUTE: 9999	PROJECT NAME				PROGRAM/SYSTEM		MPO Area		
UPC: 116330	#181CIP O&M SWRO TOC FLOOR OPERATIONS				Interstate		NonMPO		
Street Name:	INTERSTATE 81						Start (CY)	Budget	Expenditure
Jurisdiction:	Roanoke County				PE				
Description:	FROM: VATN STATE LINE TO: BOTETOURT/ROCKBRIDGE COUNTY LINE				RW				
Scope:	Safety				CN		2019	\$1,065	\$331
							Total	\$1,065	\$331
Service Area / Fund	Previous	FY2023	FY2024	FY2025	FY2026	FY2027	FY2028	Total	
Interstate Corridor Funds									
State	\$464	\$164	\$169	\$87	\$90	\$92	\$0	\$1,065	

ROUTE: 9999	PROJECT NAME				PROGRAM/SYSTEM		MPO Area		
UPC: 116694	22nd Street & Cove Road Drainage Improvements				Urban		Roanoke		
Street Name:	22nd Street & Cove Road						Start (CY)	Budget	Expenditure
Jurisdiction:	Roanoke				PE		2020	\$5	\$1
Description:	FROM: 22nd St and Delaware Ave TO: Clifton St.				RW				
Scope:	Mitigation of Water Pollution Due to Highway Runof				CN		2023	\$625	\$0
							Total	\$630	\$1
Service Area / Fund	Previous	FY2023	FY2024	FY2025	FY2026	FY2027	FY2028	Total	
Revenue Sharing									
State	\$180	\$135	\$0	\$0	\$0	\$0	\$0	\$315	
Local	\$180	\$135	\$0	\$0	\$0	\$0	\$0	\$315	
TOTAL	\$360	\$270	\$0	\$0	\$0	\$0	\$0	\$630	

ROUTE: 9999	PROJECT NAME				PROGRAM/SYSTEM		MPO Area		
UPC: 116696	Jefferson Street - Downtown Drainage Improvements				Urban		Roanoke		
Street Name:	Jefferson Street						Start (CY)	Budget	Expenditure
Jurisdiction:	Roanoke				PE	2020	\$10	\$31	
Description:	FROM: Franklin Road TO: Day Avenue				RW				
Scope:	Mitigation of Water Pollution Due to Highway Runof				CN	2026	\$1,190	\$0	
							Total	\$1,200	\$31
Service Area / Fund	Previous	FY2023	FY2024	FY2025	FY2026	FY2027	FY2028	Total	
Revenue Sharing									
State	\$90	\$140	\$370	\$0	\$0	\$0	\$0	\$600	
Local	\$90	\$140	\$370	\$0	\$0	\$0	\$0	\$600	
TOTAL	\$180	\$280	\$740	\$0	\$0	\$0	\$0	\$1,200	

ROUTE: 9999	PROJECT NAME				PROGRAM/SYSTEM		MPO Area		
UPC: 116697	Victoria St & Caldwell St Drainage Improvements				Urban		Roanoke		
Street Name:	Victoria Street						Start (CY)	Budget	Expenditure
Jurisdiction:	Roanoke				PE	2020	\$5	\$1	
Description:	FROM: Caldwell Street TO: Victoria Street				RW				
Scope:	Mitigation of Water Pollution Due to Highway Runof				CN	2024	\$435	\$0	
							Total	\$440	\$1
Service Area / Fund	Previous	FY2023	FY2024	FY2025	FY2026	FY2027	FY2028	Total	
Revenue Sharing									
State	\$60	\$70	\$57	\$0	\$0	\$0	\$0	\$187	
Local	\$60	\$70	\$57	\$0	\$0	\$0	\$0	\$187	
Other Funds									
Other	\$66	\$0	\$0	\$0	\$0	\$0	\$0	\$66	
TOTAL	\$186	\$140	\$114	\$0	\$0	\$0	\$0	\$440	

ROUTE: 9999	PROJECT NAME				PROGRAM/SYSTEM		MPO Area		
UPC: 116980	#SGR21LB (FED ID 22403) BRIDGE REPL - MCGHEE ST OVER NSRR				Urban		NonMPO		
Street Name:	McGhee Street						Start (CY)	Budget	Expenditure
Jurisdiction:	Bedford				PE	2022	\$631	\$0	
Description:	FROM: Int. Rte. 718 TO: 0.06 Mi. N. Int. Rte. 718 (0.0600 MI)				RW	2025	\$250	\$0	
Scope:	Bridge Replacement w/o Added Capacity				CN	2025	\$5,108	\$0	
							Total	\$5,989	\$0
Service Area / Fund	Previous	FY2023	FY2024	FY2025	FY2026	FY2027	FY2028	Total	
State of Good Repair									
Federal	\$0	\$600	\$2,489	\$2,500	\$0	\$0	\$0	\$5,589	
State	\$0	\$400	\$0	\$0	\$0	\$0	\$0	\$400	
TOTAL	\$0	\$1,000	\$2,489	\$2,500	\$0	\$0	\$0	\$5,989	

ROUTE: 9999	PROJECT NAME					PROGRAM/SYSTEM		MPO Area		
UPC: 117020	#SGR21VB (VARIOUS) CULV REPL - SALEM DIST					Secondary		NonMPO		
Jurisdiction:	Salem District-wide							Start (CY)	Budget	Expenditure
Description:	FROM: DISTRICTWIDE TO: DISTRICTWIDE					PE				
Scope:	Bridge Replacement w/o Added Capacity					RW				
						CN	2021	\$2,038	\$33	
						Total		\$2,038	\$33	
Service Area / Fund	Previous	FY2023	FY2024	FY2025	FY2026	FY2027	FY2028	Total		
State of Good Repair										
Federal	\$0	\$1,125	\$0	\$0	\$0	\$0	\$0	\$0	\$1,125	
State	\$913	\$0	\$0	\$0	\$0	\$0	\$0	\$0	\$913	
TOTAL	\$913	\$1,125	\$0	\$0	\$0	\$0	\$0	\$0	\$2,038	

ROUTE: 9999	PROJECT NAME					PROGRAM/SYSTEM		MPO Area		
UPC: 117172	Main and Calhoun Streets Stormwater Drainage - Galax					Urban		NonMPO		
Street Name:	Main Street/Calhoun Street							Start (CY)	Budget	Expenditure
Jurisdiction:	Galax					PE		2025	\$85	\$0
Description:	FROM: Academy Drive and Calhoun Street TO: Main and Bartlett Streets (0.2200 MI)					RW		2027	\$14	\$0
Scope:	Mitigation of Water Pollution Due to Highway Runof					CN		2028	\$1,740	\$0
						Total		\$1,839	\$0	
Service Area / Fund	Previous	FY2023	FY2024	FY2025	FY2026	FY2027	FY2028	Total		
Revenue Sharing										
State	\$43	\$277	\$600	\$0	\$0	\$0	\$0	\$0	\$920	
Local	\$43	\$277	\$600	\$0	\$0	\$0	\$0	\$0	\$920	
TOTAL	\$85	\$554	\$1,200	\$0	\$0	\$0	\$0	\$0	\$1,839	

ROUTE: 9999	PROJECT NAME					PROGRAM/SYSTEM		MPO Area		
UPC: 117174	Patterson Avenue Pedestrian Improvements					Urban		Roanoke		
Street Name:	Patterson Avenue							Start (CY)	Budget	Expenditure
Jurisdiction:	Roanoke					PE		2025	\$210	\$0
Description:	FROM: Bridge Street TO: 21st Street (0.3000 MI)					RW		2027	\$60	\$0
Scope:	Facilities for Pedestrians and Bicycles					CN		2028	\$1,530	\$0
						Total		\$1,800	\$0	
Service Area / Fund	Previous	FY2023	FY2024	FY2025	FY2026	FY2027	FY2028	Total		
Revenue Sharing										
State	\$105	\$195	\$600	\$0	\$0	\$0	\$0	\$0	\$900	
Local	\$105	\$195	\$600	\$0	\$0	\$0	\$0	\$0	\$900	
TOTAL	\$210	\$390	\$1,200	\$0	\$0	\$0	\$0	\$0	\$1,800	

ROUTE: 9999	PROJECT NAME					PROGRAM/SYSTEM		MPO Area		
UPC: 117175	Town-wide Roadway Full Depth Reconstruction - Blacksburg					Urban		New River Valley		
Street Name:	Multiple Locations							Start (CY)	Budget	Expenditure
Jurisdiction:	Blacksburg					PE		2025	\$1	\$0
Description:	FROM: Varies TO: Varies					RW				
Scope:	Reconstruction w/o Added Capacity					CN		2027	\$919	\$0
						Total		\$920	\$0	
Service Area / Fund	Previous	FY2023	FY2024	FY2025	FY2026	FY2027	FY2028	Total		
Revenue Sharing										
State	\$1	\$50	\$150	\$0	\$0	\$0	\$0	\$0	\$200	
Local	\$1	\$50	\$150	\$0	\$0	\$0	\$0	\$0	\$200	
TOTAL	\$1	\$99	\$300	\$0	\$0	\$0	\$0	\$0	\$400	

ROUTE: 9999		PROJECT NAME				PROGRAM/SYSTEM		MPO Area	
UPC: 117176		Town-wide Guardrail Installaion - Blacksburg				Urban		New River Valley	
Street Name: Multiple Locations						Start (CY)		Budget	Expenditure
Jurisdiction: Blacksburg						PE	2025	\$1	\$0
Description: FROM: Various TO: Various						RW			
Scope: Safety						CN	2027	\$59	\$0
						Total		\$60	\$0
Service Area / Fund	Previous	FY2023	FY2024	FY2025	FY2026	FY2027	FY2028	Total	
Revenue Sharing									
State	\$1	\$30	\$0	\$0	\$0	\$0	\$0	\$30	
Local	\$1	\$30	\$0	\$0	\$0	\$0	\$0	\$30	
TOTAL	\$1	\$59	\$0	\$0	\$0	\$0	\$0	\$60	

ROUTE: 9999		PROJECT NAME				PROGRAM/SYSTEM		MPO Area	
UPC: 117177		Town-wide Sidewalk Trip Hazard Removal - Blacksburg				Urban		New River Valley	
Street Name: Multiple Locations						Start (CY)		Budget	Expenditure
Jurisdiction: Blacksburg						PE	2025	\$1	\$0
Description: FROM: Various TO: Various						RW			
Scope: Safety						CN	2027	\$49	\$0
						Total		\$50	\$0
Service Area / Fund	Previous	FY2023	FY2024	FY2025	FY2026	FY2027	FY2028	Total	
Revenue Sharing									
State	\$1	\$25	\$0	\$0	\$0	\$0	\$0	\$25	
Local	\$1	\$25	\$0	\$0	\$0	\$0	\$0	\$25	
TOTAL	\$1	\$49	\$0	\$0	\$0	\$0	\$0	\$50	

ROUTE: 9999		PROJECT NAME				PROGRAM/SYSTEM		MPO Area	
UPC: 117178		Blacksburg - Curb, Gutter, and Sidewalk Rebuild - FY21				Urban		New River Valley	
Street Name: Multiple Locations						Start (CY)		Budget	Expenditure
Jurisdiction: Blacksburg						PE	2025	\$1	\$0
Description: FROM: Various TO: Various						RW			
Scope: Reconstruction w/o Added Capacity						CN	2027	\$119	\$0
						Total		\$120	\$0
Service Area / Fund	Previous	FY2023	FY2024	FY2025	FY2026	FY2027	FY2028	Total	
Revenue Sharing									
State	\$1	\$60	\$0	\$0	\$0	\$0	\$0	\$60	
Local	\$1	\$60	\$0	\$0	\$0	\$0	\$0	\$60	
TOTAL	\$1	\$119	\$0	\$0	\$0	\$0	\$0	\$120	

ROUTE: 9999		PROJECT NAME				PROGRAM/SYSTEM		MPO Area	
UPC: 117181		OBMS Cycle Track				Urban		New River Valley	
Street Name: Eheart Street						Start (CY)		Budget	Expenditure
Jurisdiction: Blacksburg						PE	2025	\$58	\$0
Description: FROM: Willard Drive TO: South Main Street (0.3500 MI)						RW			
Scope: Facilities for Pedestrians and Bicycles						CN	2027	\$624	\$0
						Total		\$682	\$0
Service Area / Fund	Previous	FY2023	FY2024	FY2025	FY2026	FY2027	FY2028	Total	
Revenue Sharing									
State	\$29	\$62	\$250	\$0	\$0	\$0	\$0	\$341	
Local	\$29	\$62	\$250	\$0	\$0	\$0	\$0	\$341	
TOTAL	\$58	\$124	\$500	\$0	\$0	\$0	\$0	\$682	

ROUTE: 9999		PROJECT NAME				PROGRAM/SYSTEM		MPO Area	
UPC: 117212		FY 21 Pedestrian Crossing Improvements				Primary		Roanoke	
Jurisdiction: Salem District-wide						Start (CY)		Budget	Expenditure
Description: FROM: various TO: various						PE	2020	\$230	\$236
Scope: Safety						RW			
						CN	2021	\$300	\$0
						Total		\$530	\$236
Service Area / Fund	Previous	FY2023	FY2024	FY2025	FY2026	FY2027	FY2028	Total	
VA Safety Funds									
Federal	\$0	\$81	\$0	\$0	\$0	\$0	\$0	\$81	
Specialized State and Federal									
Federal	\$441	\$0	\$0	\$0	\$0	\$0	\$0	\$441	
Match	\$8	\$0	\$0	\$0	\$0	\$0	\$0	\$8	
TOTAL	\$449	\$81	\$0	\$0	\$0	\$0	\$0	\$530	

ROUTE: 9999		PROJECT NAME				PROGRAM/SYSTEM		MPO Area	
UPC: 117214		FY 21 Centerline Rumble Strips				Primary		Roanoke	
Street Name: Various						Start (CY)		Budget	Expenditure
Jurisdiction: Salem District-wide						PE	2020	\$50	\$0
Description: FROM: Various TO: Various						RW			
Scope: Safety						CN	2020	\$800	\$0
						Total		\$850	\$0
Service Area / Fund	Previous	FY2023	FY2024	FY2025	FY2026	FY2027	FY2028	Total	
VA Safety Funds									
Federal	\$0	\$5	\$57	\$57	\$0	\$0	\$0	\$119	
Specialized State and Federal									
Federal	\$731	\$0	\$0	\$0	\$0	\$0	\$0	\$731	
TOTAL	\$731	\$5	\$57	\$57	\$0	\$0	\$0	\$850	

ROUTE: 9999		PROJECT NAME				PROGRAM/SYSTEM		MPO Area	
UPC: 117216		24th Street Drainage Improvements				Urban		Roanoke	
Street Name: 24th Street						Start (CY)		Budget	Expenditure
Jurisdiction: Roanoke						PE	2020	\$1	\$1
Description: FROM: Daleton Boulevard TO: Kessler Road (0.2500 MI)						RW			
Scope: Mitigation of Water Pollution Due to Highway Runof						CN	2022	\$633	\$0
						Total		\$634	\$1
Service Area / Fund	Previous	FY2023	FY2024	FY2025	FY2026	FY2027	FY2028	Total	
Revenue Sharing									
State	\$20	\$5	\$30	\$0	\$0	\$0	\$0	\$55	
Local	\$20	\$5	\$30	\$0	\$0	\$0	\$0	\$55	
Other Funds									
Other	\$523	\$0	\$0	\$0	\$0	\$0	\$0	\$523	
TOTAL	\$563	\$10	\$60	\$0	\$0	\$0	\$0	\$634	

ROUTE: 9999	PROJECT NAME				PROGRAM/SYSTEM		MPO Area	
UPC: 117231	#ITTF21 NEIGHBORHOOD SERVICES - BLACKSBURG				Other		New River Valley	
Jurisdiction:	Blacksburg							
Description:	FROM: various TO: various							
Scope:	Safety							
Service Area / Fund	Previous	FY2023	FY2024	FY2025	FY2026	FY2027	FY2028	Total
High Priority Projects								
ITTF	\$400	\$0	\$0	\$0	\$0	\$0	\$0	\$400

ROUTE: 9999	PROJECT NAME				PROGRAM/SYSTEM		MPO Area	
UPC: 117972	#I81CIP DETOUR IMPROVEMENTS - CITY OF SALEM & CITY OF RNKE				Other		Roanoke	
Jurisdiction:	Salem							
Description:	FROM: Various TO: Various							
Scope:	Traffic Management/Engineering							
						Start (CY)	Budget	Expenditure
						PE 2020	\$300	\$121
						RW		
						CN 2022	\$2,500	\$0
						Total	\$2,800	\$121
Service Area / Fund	Previous	FY2023	FY2024	FY2025	FY2026	FY2027	FY2028	Total
Interstate Corridor Funds								
State	\$1,900	\$900	\$0	\$0	\$0	\$0	\$0	\$2,800

ROUTE: 9999	PROJECT NAME				PROGRAM/SYSTEM		MPO Area	
UPC: 117973	#I81CIP DETOUR IMPROVEMENTS-CHRISTIANSBURG, RADFORD, PULASKI				Other		NonMPO	
Jurisdiction:	Radford							
Description:	FROM: VARIOUS LOCATIONS TO: VARIOUS LOCATIONS							
Scope:	Traffic Management/Engineering							
						Start (CY)	Budget	Expenditure
						PE 2021	\$840	\$90
						RW		
						CN 2023	\$6,120	\$0
						Total	\$6,960	\$90
Service Area / Fund	Previous	FY2023	FY2024	FY2025	FY2026	FY2027	FY2028	Total
Interstate Corridor Funds								
State	\$3,119	\$1,581	\$0	\$0	\$0	\$0	\$0	\$4,700

ROUTE: 9999	PROJECT NAME				PROGRAM/SYSTEM		MPO Area	
UPC: 118159	Cambria Trail				Urban		New River Valley	
Street Name:	Cambria Trail							
Jurisdiction:	Christiansburg							
Description:	FROM: Cambria & Depot Streets TO: Mill Lane (0.7400 MI)							
Scope:	Facilities for Pedestrians and Bicycles							
						Start (CY)	Budget	Expenditure
						PE 2025	\$404	\$0
						RW 2027	\$315	\$0
						CN 2028	\$2,482	\$0
						Total	\$3,200	\$0
Service Area / Fund	Previous	FY2023	FY2024	FY2025	FY2026	FY2027	FY2028	Total
Revenue Sharing								
State	\$595	\$250	\$755	\$0	\$0	\$0	\$0	\$1,600
Local	\$595	\$250	\$755	\$0	\$0	\$0	\$0	\$1,600
TOTAL	\$1,190	\$500	\$1,510	\$0	\$0	\$0	\$0	\$3,200

ROUTE: 9999		PROJECT NAME				PROGRAM/SYSTEM		MPO Area	
UPC:	118160	North Franklin Sidewalk - Elm to Mill				Urban		New River Valley	
Street Name:	North Franklin						Start (CY)	Budget	Expenditure
Jurisdiction:	Christiansburg				PE	2025	\$339	\$0	
Description:	FROM: Elm Street TO: Mill Lane (0.4600 MI)				RW	2027	\$161	\$0	
Scope:	Facilities for Pedestrians and Bicycles				CN	2028	\$2,373	\$0	
							Total	\$2,873	\$0
Service Area / Fund	Previous	FY2023	FY2024	FY2025	FY2026	FY2027	FY2028	Total	
Revenue Sharing									
State	\$138	\$198	\$619	\$297	\$185	\$0	\$0	\$1,436	
Local	\$138	\$198	\$619	\$297	\$185	\$0	\$0	\$1,436	
TOTAL	\$275	\$396	\$1,238	\$594	\$370	\$0	\$0	\$2,873	

ROUTE: 9999		PROJECT NAME				PROGRAM/SYSTEM		MPO Area	
UPC:	118161	Downtown - 1st Street, SW Drainage Improvement - Roanoke				Urban		Roanoke	
Street Name:	1st Street						Start (CY)	Budget	Expenditure
Jurisdiction:	Roanoke				PE	2025	\$15	\$0	
Description:	FROM: Kirk Avenue TO: Church Avenue (0.1000 MI)				RW				
Scope:	Mitigation of Water Pollution Due to Highway Runof				CN	2027	\$85	\$0	
							Total	\$100	\$0
Service Area / Fund	Previous	FY2023	FY2024	FY2025	FY2026	FY2027	FY2028	Total	
Revenue Sharing									
State	\$8	\$32	\$0	\$0	\$0	\$0	\$0	\$39	
Local	\$8	\$32	\$0	\$0	\$0	\$0	\$0	\$39	
TOTAL	\$15	\$64	\$0	\$0	\$0	\$0	\$0	\$79	

ROUTE: 9999		PROJECT NAME				PROGRAM/SYSTEM		MPO Area	
UPC:	118162	Campbell Avenue 2 Drainage Improvement				Urban		Roanoke	
Street Name:	Campbell Avenue						Start (CY)	Budget	Expenditure
Jurisdiction:	Roanoke				PE	2025	\$100	\$0	
Description:	FROM: 3rd Street TO: Salem Avenue				RW	2027	\$100	\$0	
Scope:	Mitigation of Water Pollution Due to Highway Runof				CN	2028	\$800	\$0	
							Total	\$1,000	\$0
Service Area / Fund	Previous	FY2023	FY2024	FY2025	FY2026	FY2027	FY2028	Total	
Revenue Sharing									
State	\$50	\$65	\$300	\$0	\$0	\$0	\$0	\$415	
Local	\$50	\$65	\$300	\$0	\$0	\$0	\$0	\$415	
TOTAL	\$100	\$131	\$600	\$0	\$0	\$0	\$0	\$831	

ROUTE: 9999		PROJECT NAME				PROGRAM/SYSTEM		MPO Area	
UPC:	118163	Florida Avenue Drainage Improvements				Urban		Roanoke	
Street Name:	Florida Avenue						Start (CY)	Budget	Expenditure
Jurisdiction:	Roanoke				PE	2025	\$29	\$0	
Description:	FROM: Lafayette Blvd TO: Cove Road (0.0100 MI)				RW	2027	\$1	\$0	
Scope:	Mitigation of Water Pollution Due to Highway Runof				CN	2028	\$270	\$0	
							Total	\$300	\$0
Service Area / Fund	Previous	FY2023	FY2024	FY2025	FY2026	FY2027	FY2028	Total	
Revenue Sharing									
State	\$15	\$24	\$80	\$0	\$0	\$0	\$0	\$118	
Local	\$15	\$24	\$80	\$0	\$0	\$0	\$0	\$118	
TOTAL	\$29	\$48	\$160	\$0	\$0	\$0	\$0	\$237	

ROUTE: 9999	PROJECT NAME				PROGRAM/SYSTEM		MPO Area		
UPC: 118164	Glade Creek Drainage Improvements 2				Urban		Roanoke		
Street Name:	Glade Creek						Start (CY)	Budget	Expenditure
Jurisdiction:	Roanoke				PE	2025	\$59	\$0	
Description:	FROM: Kermit Ave, Clyde Street TO: Dunkirk Ave (0.2500 MI)				RW	2027	\$1	\$0	
Scope:	Mitigation of Water Pollution Due to Highway Runof				CN	2028	\$1,048	\$0	
							Total	\$1,108	\$0
Service Area / Fund	Previous	FY2023	FY2024	FY2025	FY2026	FY2027	FY2028	Total	
Revenue Sharing									
State	\$30	\$100	\$307	\$0	\$0	\$0	\$0	\$437	
Local	\$30	\$100	\$307	\$0	\$0	\$0	\$0	\$437	
TOTAL	\$59	\$200	\$615	\$0	\$0	\$0	\$0	\$874	

ROUTE: 9999	PROJECT NAME				PROGRAM/SYSTEM		MPO Area		
UPC: 118165	Hollins - Liberty Road Drainage Improvements				Urban		Roanoke		
Street Name:	Liberty Road						Start (CY)	Budget	Expenditure
Jurisdiction:	Roanoke				PE	2025	\$50	\$0	
Description:	FROM: Palmer Avenue TO: Liberty Road (0.1000 MI)				RW				
Scope:	Mitigation of Water Pollution Due to Highway Runof				CN	2027	\$500	\$0	
							Total	\$550	\$0
Service Area / Fund	Previous	FY2023	FY2024	FY2025	FY2026	FY2027	FY2028	Total	
Revenue Sharing									
State	\$25	\$92	\$100	\$0	\$0	\$0	\$0	\$217	
Local	\$25	\$92	\$100	\$0	\$0	\$0	\$0	\$217	
TOTAL	\$50	\$184	\$200	\$0	\$0	\$0	\$0	\$434	

ROUTE: 9999	PROJECT NAME				PROGRAM/SYSTEM		MPO Area		
UPC: 118166	Kirk Avenue Drainage Improvements				Urban		Roanoke		
Street Name:	Kirk Avenue						Start (CY)	Budget	Expenditure
Jurisdiction:	Roanoke				PE	2025	\$26	\$0	
Description:	FROM: Jefferson Street TO: Market Street (0.1000 MI)				RW	2027	\$30	\$0	
Scope:	Mitigation of Water Pollution Due to Highway Runof				CN	2028	\$196	\$0	
							Total	\$252	\$0
Service Area / Fund	Previous	FY2023	FY2024	FY2025	FY2026	FY2027	FY2028	Total	
Revenue Sharing									
State	\$13	\$40	\$46	\$0	\$0	\$0	\$0	\$99	
Local	\$13	\$40	\$46	\$0	\$0	\$0	\$0	\$99	
TOTAL	\$26	\$80	\$93	\$0	\$0	\$0	\$0	\$199	

ROUTE: 9999	PROJECT NAME				PROGRAM/SYSTEM		MPO Area			
UPC: 118167	FPS - Melrose Avenue Crossing - Drainage Improvements				Urban		Roanoke			
Jurisdiction:	Roanoke						Start (CY)	Budget	Expenditure	
Description:	FROM: Forest Park Blvd TO: 24th Street (0.1300 MI)				PE	2025	\$100	\$0		
Scope:	Mitigation of Water Pollution Due to Highway Runof				RW					
							CN	2027	\$1,500	\$0
							Total	\$1,600	\$0	
Service Area / Fund	Previous	FY2023	FY2024	FY2025	FY2026	FY2027	FY2028	Total		
Revenue Sharing										
State	\$50	\$81	\$500	\$0	\$0	\$0	\$0	\$631		
Local	\$50	\$81	\$500	\$0	\$0	\$0	\$0	\$631		
TOTAL	\$100	\$162	\$1,000	\$0	\$0	\$0	\$0	\$1,262		

ROUTE: 9999	PROJECT NAME		PROGRAM/SYSTEM				MPO Area	
UPC: 118168	11th Street - Streetscape Improvements		Urban				Roanoke	
Street Name:	11th Street		Start (CY)		Budget	Expenditure		
Jurisdiction:	Roanoke		PE	2025	\$160	\$0		
Description:	FROM: Moorman Ave NW TO: Madison Ave NW (0.2000 MI)		RW	2027	\$85	\$0		
Scope:	Reconstruction w/o Added Capacity		CN	2028	\$1,255	\$0		
			Total		\$1,500	\$0		
Service Area / Fund	Previous	FY2023	FY2024	FY2025	FY2026	FY2027	FY2028	Total
Revenue Sharing								
State	\$80	\$111	\$400	\$0	\$0	\$0	\$0	\$591
Local	\$80	\$111	\$400	\$0	\$0	\$0	\$0	\$591
TOTAL	\$160	\$223	\$800	\$0	\$0	\$0	\$0	\$1,183

ROUTE: 9999	PROJECT NAME		PROGRAM/SYSTEM				MPO Area	
UPC: 118181	Downtown - Rorer Avenue Drainage Improvement		Urban				Roanoke	
Street Name:	Rorer Avenue		Start (CY)		Budget	Expenditure		
Jurisdiction:	Roanoke		PE	2025	\$20	\$0		
Description:	FROM: 5th Street TO: 4th Street (0.0200 MI)		RW	2027	\$20	\$0		
Scope:	Mitigation of Water Pollution Due to Highway Runof		CN	2028	\$120	\$0		
			Total		\$160	\$0		
Service Area / Fund	Previous	FY2023	FY2024	FY2025	FY2026	FY2027	FY2028	Total
Revenue Sharing								
State	\$10	\$53	\$0	\$0	\$0	\$0	\$0	\$63
Local	\$10	\$53	\$0	\$0	\$0	\$0	\$0	\$63
TOTAL	\$20	\$106	\$0	\$0	\$0	\$0	\$0	\$126

ROUTE: 9999	PROJECT NAME		PROGRAM/SYSTEM				MPO Area	
UPC: 118246	Mountain View Rd Reconstruction		Urban				Roanoke	
Street Name:	Mountain View Road		Start (CY)		Budget	Expenditure		
Jurisdiction:	Vinton		PE	2024	\$100	\$0		
Description:	FROM: Washington Avenue (Route 24) TO: Corporate Line, North of Olney Road East (1.1200 MI)		RW					
Scope:	Reconstruction w/o Added Capacity		CN	2027	\$900	\$0		
			Total		\$1,000	\$0		
Service Area / Fund	Previous	FY2023	FY2024	FY2025	FY2026	FY2027	FY2028	Total
Revenue Sharing								
State	\$50	\$150	\$300	\$0	\$0	\$0	\$0	\$500
Local	\$50	\$150	\$300	\$0	\$0	\$0	\$0	\$500
TOTAL	\$100	\$300	\$600	\$0	\$0	\$0	\$0	\$1,000

ROUTE: 9999	PROJECT NAME		PROGRAM/SYSTEM				MPO Area	
UPC: 118294	Wasena Bridge (Main Street - SR 221) Bridge Replacement		Urban				Roanoke	
Street Name:	Main Street		Start (CY)		Budget	Expenditure		
Jurisdiction:	Roanoke		PE	2025	\$5	\$0		
Description:	FROM: Wasena Avenue TO: 8th Street (0.4000 MI)		RW					
Scope:	Bridge Replacement w/ Added Capacity		CN	2027	\$8,785	\$0		
			Total		\$8,790	\$0		
Service Area / Fund	Previous	FY2023	FY2024	FY2025	FY2026	FY2027	FY2028	Total
Revenue Sharing								
State	\$3	\$963	\$2,500	\$0	\$0	\$0	\$0	\$3,466
Local	\$3	\$963	\$2,500	\$0	\$0	\$0	\$0	\$3,466
TOTAL	\$5	\$1,926	\$5,000	\$0	\$0	\$0	\$0	\$6,931

ROUTE: 9999	PROJECT NAME				PROGRAM/SYSTEM		MPO Area	
UPC: 118341	#SGR21VB (VARIOUS) CULV REPL - SALEM DIST				Secondary		NonMPO	
Jurisdiction: Salem District-wide					Start (CY)		Budget	Expenditure
Description: FROM: DISTRICTWIDE TO: DISTRICTWIDE					PE			
Scope: Bridge Replacement w/o Added Capacity					RW			
					CN	2021	\$1,198	\$113
					Total		\$1,198	\$113
Service Area / Fund	Previous	FY2023	FY2024	FY2025	FY2026	FY2027	FY2028	Total
State of Good Repair								
State	\$754	\$443	\$0	\$0	\$0	\$0	\$0	\$1,198

ROUTE: 9999	PROJECT NAME				PROGRAM/SYSTEM		MPO Area	
UPC: 118619	FY19 RS Curb, Gutter & Sidewalk - Huntington Blvd Site 6				Urban		Roanoke	
Street Name: Huntington Blvd					Start (CY)		Budget	Expenditure
Jurisdiction: Roanoke					PE		2023	\$2
Description: FROM: Birchwood St TO: Princeton Circle					RW			
Scope: Reconstruction w/o Added Capacity					CN		2026	\$2,550
					Total		\$2,552	\$0
Service Area / Fund	Previous	FY2023	FY2024	FY2025	FY2026	FY2027	FY2028	Total
Revenue Sharing								
State	\$0	\$0	\$1,065	\$0	\$0	\$0	\$0	\$1,065
Local	\$0	\$0	\$1,065	\$0	\$0	\$0	\$0	\$1,065
TOTAL	\$0	\$0	\$2,131	\$0	\$0	\$0	\$0	\$2,131

ROUTE: 9999	PROJECT NAME				PROGRAM/SYSTEM		MPO Area	
UPC: 119454	#SMART22 - Market and Moss Street Pedestrian Safety Project				Urban		NonMPO	
Street Name: Market Street					Start (CY)		Budget	Expenditure
Jurisdiction: Martinsville					PE		2021	\$503
Description: FROM: Market Street TO: Moss Street (0.0200 MI)					RW		2023	\$190
Scope: Facilities for Pedestrians and Bicycles					CN		2024	\$1,750
					Total		\$2,443	\$65
Service Area / Fund	Previous	FY2023	FY2024	FY2025	FY2026	FY2027	FY2028	Total
District Grant Program								
State	\$2,443	\$0	\$0	\$0	\$0	\$0	\$0	\$2,443

ROUTE: 9999	PROJECT NAME				PROGRAM/SYSTEM		MPO Area	
UPC: 119473	#SMART22 - Main St / Market St Intersection Improvements				Urban		Roanoke	
Street Name: Main Street					Start (CY)		Budget	Expenditure
Jurisdiction: Salem					PE		2023	\$130
Description: FROM: White Oak Alley TO: Market Street					RW		2025	\$1
Scope: Reconstruction w/ Added Capacity					CN		2026	\$2,180
					Total		\$2,312	\$0
Service Area / Fund	Previous	FY2023	FY2024	FY2025	FY2026	FY2027	FY2028	Total
District Grant Program								
State	\$0	\$400	\$1,000	\$497	\$415	\$0	\$0	\$2,312

ROUTE: 9999		PROJECT NAME				PROGRAM/SYSTEM		MPO Area	
UPC:	119555	#SMART22 - Aviation Dr / Valley View Blvd Ped Improvements				Other		Roanoke	
Street Name:	Aviation Drive/Valley View Blvd					Start (CY)	Budget	Expenditure	
Jurisdiction:	Roanoke					PE	2022	\$350	\$0
Description:	FROM: Lick Run Greenway TO: Downtown Roanoke					RW	2024	\$279	\$0
Scope:	Facilities for Pedestrians and Bicycles					CN	2025	\$6,549	\$0
						Total		\$7,178	\$0
Service Area / Fund	Previous	FY2023	FY2024	FY2025	FY2026	FY2027	FY2028	Total	
District Grant Program									
State	\$2,500	\$157	\$2,577	\$695	\$0	\$0	\$0	\$5,928	
Specialized State and Federal									
Federal	\$1,059	\$0	\$0	\$0	\$0	\$0	\$0	\$1,059	
Match	\$59	\$0	\$0	\$0	\$0	\$0	\$0	\$59	
MPO RSTP	\$0	\$0	\$125	\$6	\$0	\$0	\$0	\$131	
TOTAL	\$3,619	\$157	\$2,702	\$702	\$0	\$0	\$0	\$7,178	

ROUTE: 9999		PROJECT NAME				PROGRAM/SYSTEM		MPO Area	
UPC:	119562	#SMART22 - Roanoke River Greenway Golden Spike				Enhancement		Roanoke	
Street Name:	Roanoke River Greenway					Start (CY)	Budget	Expenditure	
Jurisdiction:	Salem					PE	2022	\$800	\$15
Description:	FROM: RotaryPark TO: Cook Drive					RW	2024	\$275	\$0
Scope:	Facilities for Pedestrians and Bicycles					CN	2025	\$3,445	\$0
						Total		\$4,521	\$15
Service Area / Fund	Previous	FY2023	FY2024	FY2025	FY2026	FY2027	FY2028	Total	
District Grant Program									
Federal	\$0	\$0	\$0	\$0	\$500	\$500	\$0	\$1,000	
State	\$0	\$1,000	\$500	\$750	\$809	\$461	\$0	\$3,521	
TOTAL	\$0	\$1,000	\$500	\$750	\$1,309	\$961	\$0	\$4,521	

ROUTE: 9999		PROJECT NAME				PROGRAM/SYSTEM		MPO Area	
UPC:	119668	FY 22 Edgeline Rumblestrips				Primary		Roanoke	
Street Name:	various					Start (CY)	Budget	Expenditure	
Jurisdiction:	Salem District-wide					PE	2022	\$30	\$15
Description:	FROM: various TO: various					RW			
Scope:	Safety					CN	2022	\$2,814	\$0
						Total		\$2,844	\$15
Service Area / Fund	Previous	FY2023	FY2024	FY2025	FY2026	FY2027	FY2028	Total	
VA Safety Funds									
Federal	\$935	\$528	\$137	\$0	\$0	\$771	\$0	\$2,371	
Specialized State and Federal									
Federal	\$473	\$0	\$0	\$0	\$0	\$0	\$0	\$473	
TOTAL	\$1,408	\$528	\$137	\$0	\$0	\$771	\$0	\$2,844	

ROUTE: 9999		PROJECT NAME				PROGRAM/SYSTEM		MPO Area	
UPC: 119669		FY 23 Centerline Rumble Strips				Primary		Roanoke	
Street Name: Various						Start (CY)		Budget	Expenditure
Jurisdiction: Salem District-wide						PE	2022	\$30	\$0
Description: FROM: Various TO: Various						RW			
Scope: Safety						CN	2025	\$24	\$0
						Total		\$54	\$0
Service Area / Fund	Previous	FY2023	FY2024	FY2025	FY2026	FY2027	FY2028	Total	
VA Safety Funds									
Federal	\$2	\$52	\$0	\$0	\$0	\$0	\$0	\$54	

ROUTE: 9999		PROJECT NAME				PROGRAM/SYSTEM		MPO Area	
UPC: 120858		#ITTF22 HIGH SPEED COMMUNICATIONS FOR SIGNALS - DISTRICTWIDE				Primary		NonMPO	
Street Name: VARIOUS						Start (CY)		Budget	Expenditure
Jurisdiction: Salem District-wide						PE			
Description: FROM: VARIOUS TO: VARIOUS						RW			
Scope: Traffic Management/Engineering						CN	2022	\$300	\$0
						Total		\$300	\$0
Service Area / Fund	Previous	FY2023	FY2024	FY2025	FY2026	FY2027	FY2028	Total	
High Priority Projects									
ITTF	\$300	\$0	\$0	\$0	\$0	\$0	\$0	\$300	

ROUTE: 9999		PROJECT NAME				PROGRAM/SYSTEM		MPO Area	
UPC: 120899		FY 23 Curve Delineation				Primary		Roanoke	
Street Name: Various						Start (CY)		Budget	Expenditure
Jurisdiction: Salem District-wide						PE	2022	\$10	\$0
Description: FROM: Various TO: Various						RW			
Scope: Safety						CN	2023	\$6,607	\$0
						Total		\$6,617	\$0
Service Area / Fund	Previous	FY2023	FY2024	FY2025	FY2026	FY2027	FY2028	Total	
VA Safety Funds									
Federal	\$0	\$681	\$0	\$0	\$0	\$0	\$0	\$681	
Specialized State and Federal									
Federal	\$2,343	\$3,592	\$0	\$0	\$0	\$0	\$0	\$5,936	
TOTAL	\$2,343	\$4,274	\$0	\$0	\$0	\$0	\$0	\$6,617	

ROUTE: 9999		PROJECT NAME				PROGRAM/SYSTEM		MPO Area	
UPC: 120900		FY 23 Unsignalized Intersections				Primary		Roanoke	
Street Name: Various						Start (CY)		Budget	Expenditure
Jurisdiction: Salem District-wide						PE	2022	\$20	\$7
Description: FROM: Various TO: Various						RW			
Scope: Safety						CN	2023	\$3,161	\$0
						Total		\$3,181	\$7
Service Area / Fund	Previous	FY2023	FY2024	FY2025	FY2026	FY2027	FY2028	Total	
VA Safety Funds									
Federal	\$621	\$1,448	\$0	\$0	\$0	\$0	\$0	\$2,069	
Specialized State and Federal									
Federal	\$1,112	\$0	\$0	\$0	\$0	\$0	\$0	\$1,112	
TOTAL	\$1,732	\$1,448	\$0	\$0	\$0	\$0	\$0	\$3,181	

ROUTE: 9999	PROJECT NAME (NEW)				PROGRAM/SYSTEM		MPO Area		
UPC: 120997	#BF - SALEM YEAR 4 - BRIDGE REHAB CONTRACT (C)				Secondary		NonMPO		
Jurisdiction:	Salem District-wide						Start (CY)	Budget	Expenditure
Description:	FROM: Districtwide TO: Districtwide				PE		2024	\$280	\$0
Scope:	Bridge Rehab w/o Added Capacity				RW				
					CN		2027	\$5,263	\$0
					Total			\$5,543	\$0
Service Area / Fund	Previous	FY2023	FY2024	FY2025	FY2026	FY2027	FY2028	Total	
Specialized State and Federal									
Federal	\$0	\$0	\$280	\$2,500	\$2,763	\$0	\$0	\$5,543	

ROUTE: 9999	PROJECT NAME (NEW)				PROGRAM/SYSTEM		MPO Area		
UPC: 120999	#BF - SALEM YEAR 3 - CULVERT REHAB CONTRACT (A)				Interstate		NonMPO		
Jurisdiction:	Salem District-wide						Start (CY)	Budget	Expenditure
Description:	FROM: Districtwide TO: Districtwide				PE		2023	\$197	\$0
Scope:	Bridge Rehab w/o Added Capacity				RW				
					CN		2026	\$3,736	\$0
					Total			\$3,933	\$0
Service Area / Fund	Previous	FY2023	FY2024	FY2025	FY2026	FY2027	FY2028	Total	
Specialized State and Federal									
Federal	\$0	\$197	\$1,736	\$1,000	\$1,000	\$0	\$0	\$3,933	

ROUTE: 9999	PROJECT NAME (NEW)				PROGRAM/SYSTEM		MPO Area		
UPC: 121000	#BF - SALEM YEAR 3 - CULVERT REHAB CONTRACT (B)				Interstate		NonMPO		
Jurisdiction:	Salem District-wide						Start (CY)	Budget	Expenditure
Description:	FROM: Districtwide TO: Districtwide				PE		2023	\$175	\$0
Scope:	Bridge Rehab w/o Added Capacity				RW				
					CN		2026	\$3,340	\$0
					Total			\$3,515	\$0
Service Area / Fund	Previous	FY2023	FY2024	FY2025	FY2026	FY2027	FY2028	Total	
Specialized State and Federal									
Federal	\$0	\$100	\$75	\$1,500	\$1,840	\$0	\$0	\$3,515	

ROUTE: 9999	PROJECT NAME				PROGRAM/SYSTEM		MPO Area		
UPC: 121021	#SS - SMART ROAD BRIDGE				Primary		New River Valley		
Street Name:	SMART Highway WBL						Start (CY)	Budget	Expenditure
Jurisdiction:	Montgomery County				PE		2022	\$200	\$0
Description:	FROM: 0.20 MI. E. Norfolk Southern Railroad TO: 0.58 MI. E. Norfolk Southern Railroad (0.3800 MI)				RW				
Scope:	Bridge Rehab w/o Added Capacity				CN		2023	\$1,000	\$0
					Total			\$1,200	\$0
Service Area / Fund	Previous	FY2023	FY2024	FY2025	FY2026	FY2027	FY2028	Total	
Special Structures									
State	\$20	\$200	\$980	\$0	\$0	\$0	\$0	\$1,200	

ROUTE: 9999	PROJECT NAME		PROGRAM/SYSTEM				MPO Area	
UPC: 999992	SALEM SSYP		SECONDARY					
Jurisdiction:								
Description: Funding on SSYP projects not included in the report.								
Scope:								
Service Area / Fund	Previous	FY2023	FY2024	FY2025	FY2026	FY2027	FY2028	Total
District Grant Program								
Unpaved	\$0	\$4,334	\$4,314	\$4,314	\$4,702	\$4,702	\$4,702	\$27,067
Specialized State and Federal								
State	\$0	\$1,241	\$1,241	\$1,241	\$1,241	\$1,241	\$1,241	\$7,444
TOTAL	\$0	\$5,575	\$5,555	\$5,555	\$5,942	\$5,942	\$5,942	\$34,511

STAUNTON DISTRICT

2023 - 2028

FINAL

This Page Is Intentionally Left Blank

Funding Allocation Summary STAUNTON DISTRICT

Service Area / Fund Source	FY2023	FY2024	FY2025	FY2026	FY2027	FY2028	Total
High Priority Projects							
Federal	\$3,301	\$10,732	\$9,224	\$0	\$0	\$0	\$23,256
State	6,684	5,217	3,497	1,411	0	0	16,809
High Priority Projects Total	\$9,984	\$15,949	\$12,721	\$1,411	\$0	\$0	\$40,064
District Grant Program							
Federal	\$5,588	\$3,667	\$6,259	\$2,259	\$5,231	\$13,000	\$36,005
State	10,666	13,793	12,785	16,893	13,698	6,030	73,866
Unpaved	4,961	4,586	4,586	4,306	4,306	4,306	27,050
District Grant Program Total	\$21,216	\$22,046	\$23,630	\$23,458	\$23,235	\$23,335	\$136,921
State of Good Repair							
Federal	\$19,654	\$22,218	\$23,929	\$27,551	\$29,839	\$14,908	\$138,098
State	15,985	15,216	16,729	12,784	9,915	24,896	95,525
State of Good Repair Total	\$35,639	\$37,435	\$40,657	\$40,335	\$39,753	\$39,804	\$233,623
Interstate Corridor Funds							
Debt	\$0	\$200,589	\$0	\$0	\$93,546	\$0	\$294,135
Federal	4,218	4,827	2,967	3,056	3,147	0	18,215
State	64,535	61,500	83,485	85,423	75,484	29,570	399,998
Interstate Corridor Funds Total	\$68,754	\$266,917	\$86,452	\$88,479	\$172,178	\$29,570	\$712,349
VA Safety Funds							
Federal	\$5,163	\$1,510	\$4,159	\$0	\$1,107	\$0	\$11,938
State	47	0	0	0	0	0	47
VA Safety Funds Total	\$5,210	\$1,510	\$4,159	\$0	\$1,107	\$0	\$11,985
Specialized State and Federal							
Federal	\$19,030	\$15,789	\$7,910	\$2,049	\$0	\$0	\$44,779
State	1,055	1,055	1,055	1,055	1,055	1,055	6,331
Specialized State and Federal Total	\$20,085	\$16,844	\$8,965	\$3,105	\$1,055	\$1,055	\$51,109
Revenue Sharing							
Local	\$8,285	\$12,511	\$3,606	\$2,523	\$0	\$0	\$26,925
State	8,285	12,511	3,606	2,523	0	0	26,925
Revenue Sharing Total	\$16,571	\$25,022	\$7,212	\$5,046	\$0	\$0	\$53,850
Research & Planning							
State	\$938	\$0	\$0	\$0	\$0	\$0	\$938
Research & Planning Total	\$938	\$0	\$0	\$0	\$0	\$0	\$938
Debt Service							
Federal	\$2,715	\$3,546	\$4,116	\$4,118	\$4,116	\$4,117	\$22,728
Debt Service Total	\$2,715	\$3,546	\$4,116	\$4,118	\$4,116	\$4,117	\$22,728
District Total	\$181,111	\$389,268	\$187,913	\$165,950	\$241,445	\$97,881	\$1,263,568

This Page Is Intentionally Left Blank

ROUTE: 0007		PROJECT NAME				PROGRAM/SYSTEM		MPO Area		
UPC:	110827	RTE 7 SHOULDER WIDENING & RUMBLE STRIPS				Primary		NonMPO		
Jurisdiction:	Clarke County						Start (CY)	Budget	Expenditure	
Description:	FROM: Route 7 Business TO: FR 709 (4.1700 MI)						PE	2021	\$75	\$20
Scope:	Safety						RW			
							CN	2023	\$2,165	\$0
							Total		\$2,240	\$20
Service Area / Fund	Previous	FY2023	FY2024	FY2025	FY2026	FY2027	FY2028	Total		
VA Safety Funds										
Federal	\$701	\$1,539	\$0	\$0	\$0	\$0	\$0	\$2,240		

ROUTE: 0007		PROJECT NAME				PROGRAM/SYSTEM		MPO Area		
UPC:	112899	ROUTE 7 - WIDEN SHOULDERS AND INSTALL RUMBLE STRIPS				Primary		NonMPO		
Street Name:	Harry Byrd Highway						Start (CY)	Budget	Expenditure	
Jurisdiction:	Clarke County						PE	2022	\$55	\$0
Description:	FROM: FR 709 TO: ROUTE 601 (2.5100 MI)						RW			
Scope:	Safety						CN	2024	\$1,122	\$0
							Total		\$1,177	\$0
Service Area / Fund	Previous	FY2023	FY2024	FY2025	FY2026	FY2027	FY2028	Total		
VA Safety Funds										
Federal	\$0	\$55	\$0	\$1,122	\$0	\$0	\$0	\$1,177		

ROUTE: 0007		PROJECT NAME				PROGRAM/SYSTEM		MPO Area		
UPC:	119644	#SMART22 - ROUTE 7 STARS ACCESS MANAGEMENT PROJECTS				Primary		Winchester		
Street Name:	Berryville Pike						Start (CY)	Budget	Expenditure	
Jurisdiction:	Frederick County						PE	2021	\$275	\$21
Description:	FROM: Intersection Improvements TO: on Route 7 (1.0000 MI)						RW	2024	\$120	\$0
Scope:	Reconstruction w/ Added Capacity						CN	2025	\$605	\$0
							Total		\$1,000	\$21
Service Area / Fund	Previous	FY2023	FY2024	FY2025	FY2026	FY2027	FY2028	Total		
District Grant Program										
Federal	\$275	\$160	\$0	\$0	\$0	\$0	\$0	\$435		
State	\$0	\$264	\$301	\$0	\$0	\$0	\$0	\$565		
TOTAL	\$275	\$424	\$301	\$0	\$0	\$0	\$0	\$1,000		

ROUTE: 0011		PROJECT NAME				PROGRAM/SYSTEM		MPO Area		
UPC:	108810	#HB2.FY17 Route 11 S. Valley Pike Roadway Improvements				Primary		Harrisonburg		
REPORT NOTE: Balance to be addressed at award.										
Street Name:	South Valley Pike						Start (CY)	Budget	Expenditure	
Jurisdiction:	Rockingham County						PE	2016	\$2,541	\$2,091
Description:	FROM: INT. ROUTE 704 TO: 0.005 MILES NORTH INT. ROUTE 701 (1.2850 MI)						RW	2021	\$6,628	\$785
Scope:	Reconstruction w/ Added Capacity						CN	2023	\$10,957	\$0
							Total		\$20,126	\$2,876
Service Area / Fund	Previous	FY2023	FY2024	FY2025	FY2026	FY2027	FY2028	Total		
District Grant Program										
GARVEE	\$19,943	\$0	\$0	\$0	\$0	\$0	\$0	\$19,943		

ROUTE: 0011	PROJECT NAME				PROGRAM/SYSTEM		MPO Area	
UPC: 110397	#HB2.FY17 Rt 11 S Valley Pk Rdwy Improve GARVEE DEBT SERVICE				Primary		Harrisonburg	
Jurisdiction:	Rockingham County							
Description:								
Scope:								
Service Area / Fund	Previous	FY2023	FY2024	FY2025	FY2026	FY2027	FY2028	Total
Debt Service								
Federal	\$2,780	\$592	\$1,171	\$1,740	\$1,741	\$1,740	\$1,741	\$11,504

ROUTE: 0011	PROJECT NAME				PROGRAM/SYSTEM		MPO Area			
UPC: 110828	RTE 11 SHOULDER WIDENING & RUMBLE STRIPS				Primary		NonMPO			
Jurisdiction:	Rockbridge County						Start (CY)	Budget	Expenditure	
Description:	FROM: North Ridge Lane TO: Rte 717 (3.0400 MI)						PE	2021	\$40	\$6
Scope:	Safety						RW			
							CN	2025	\$1,650	\$0
							Total		\$1,690	\$6
Service Area / Fund	Previous	FY2023	FY2024	FY2025	FY2026	FY2027	FY2028	Total		
VA Safety Funds										
Federal	\$40	\$1,650	\$0	\$0	\$0	\$0	\$0	\$1,690		

ROUTE: 0011	PROJECT NAME				PROGRAM/SYSTEM		MPO Area			
UPC: 111053	#SMART18 - (St) RTE 11 & 704 INTERSECTION REALIGNMENT				Secondary		Harrisonburg			
Street Name:	South Valley Pike						Start (CY)	Budget	Expenditure	
Jurisdiction:	Rockingham County						PE	2017	\$515	\$419
Description:	FROM: Int. Route 11 NBL TO: 0.247 Mi. E. Int. Route 11 NBL (0.2470 MI)						RW	2023	\$173	\$0
Scope:	Reconstruction w/o Added Capacity						CN	2024	\$2,788	\$0
							Total		\$3,475	\$419
Service Area / Fund	Previous	FY2023	FY2024	FY2025	FY2026	FY2027	FY2028	Total		
District Grant Program										
Federal	\$1,475	\$0	\$0	\$0	\$0	\$0	\$0	\$1,475		
Legacy CN Formula										
Federal	\$1,600	\$0	\$0	\$0	\$0	\$0	\$0	\$1,600		
Match	\$400	\$0	\$0	\$0	\$0	\$0	\$0	\$400		
TOTAL	\$3,475	\$0	\$0	\$0	\$0	\$0	\$0	\$3,475		

ROUTE: 0011	PROJECT NAME				PROGRAM/SYSTEM			MPO Area
UPC: 111057	#SMART18 - (St) LEXINGTON N. MAIN ST COMPLETE STREETS ENTRY				Primary			NonMPO
Street Name:	North Main Street				Start (CY)		Budget	Expenditure
Jurisdiction:	Lexington				PE	2018	\$376	\$166
Description:	FROM: 0.02 Mi. S. Int. of Massie St. TO: 0.03 Mi. N. Int. of Hook Ln. (0.6200 MI)				RW	2023	\$286	\$0
Scope:	Reconstruction w/o Added Capacity				CN	2024	\$2,183	\$0
					Total		\$2,846	\$166
Service Area / Fund	Previous	FY2023	FY2024	FY2025	FY2026	FY2027	FY2028	Total
District Grant Program								
Federal	\$1,270	\$407	\$310	\$0	\$0	\$0	\$0	\$1,988
State	\$132	\$0	\$126	\$0	\$600	\$0	\$0	\$858
Specialized State and Federal								
Federal	\$835	\$0	\$0	\$0	\$0	\$0	\$0	\$835
TOTAL	\$2,237	\$407	\$436	\$0	\$600	\$0	\$0	\$3,680

ROUTE: 0011	PROJECT NAME				PROGRAM/SYSTEM			MPO Area
UPC: 112963	North Cameron Street Drainage Improvements - Winchester				Urban			Winchester
REPORT NOTE: Revised estimate required								
Street Name:	North Cameron Street				Start (CY)		Budget	Expenditure
Jurisdiction:	Winchester				PE	2019	\$825	\$44
Description:	FROM: Boscawen Street TO: Wyck Street (0.6000 MI)				RW	2020	\$1,650	\$190
Scope:	Reconstruction w/o Added Capacity				CN	2026	\$12,423	\$0
					Total		\$14,898	\$235
Service Area / Fund	Previous	FY2023	FY2024	FY2025	FY2026	FY2027	FY2028	Total
Revenue Sharing								
State	\$1,500	\$1,000	\$1,150	\$1,810	\$1,990	\$0	\$0	\$7,449
Local	\$1,500	\$1,000	\$1,150	\$1,810	\$1,990	\$0	\$0	\$7,449
Other Funds								
Other	\$4,300	\$0	\$0	\$0	\$0	\$0	\$0	\$4,300
TOTAL	\$7,300	\$2,000	\$2,300	\$3,619	\$3,979	\$0	\$0	\$19,198

ROUTE: 0011	PROJECT NAME				PROGRAM/SYSTEM			MPO Area
UPC: 115132	#SMART20 US 11 N(North Valley Pike) Sidewalk				Primary			Harrisonburg
Street Name:	North Valley Pike				Start (CY)		Budget	Expenditure
Jurisdiction:	Rockingham County				PE	2019	\$320	\$430
Description:	FROM: Int. Mt. Clinton Pike TO: Int. Jewell Street (1.0500 MI)				RW	2022	\$1,121	\$0
Scope:	Facilities for Pedestrians and Bicycles				CN	2023	\$1,596	\$0
					Total		\$3,038	\$430
Service Area / Fund	Previous	FY2023	FY2024	FY2025	FY2026	FY2027	FY2028	Total
District Grant Program								
Federal	\$451	\$388	\$253	\$141	\$0	\$0	\$0	\$1,234
State	\$787	\$172	\$845	\$0	\$0	\$0	\$0	\$1,804
TOTAL	\$1,238	\$560	\$1,098	\$141	\$0	\$0	\$0	\$3,038

ROUTE: 0011		PROJECT NAME				PROGRAM/SYSTEM		MPO Area	
UPC:	117944	#I81CIP DETOUR IMPROVEMENTS - EXIT 317				Primary		Winchester	
Jurisdiction:	Frederick County					Start (CY)		Budget	Expenditure
Description:	FROM: VARIOUS TO: VARIOUS					PE	2021	\$150	\$14
Scope:	Other					RW			
					CN	2022	\$750	\$0	
					Total		\$900	\$14	
Service Area / Fund	Previous	FY2023	FY2024	FY2025	FY2026	FY2027	FY2028	Total	
Interstate Corridor Funds									
State	\$245	\$265	\$205	\$185	\$0	\$0	\$0	\$900	

ROUTE: 0011		PROJECT NAME				PROGRAM/SYSTEM		MPO Area	
UPC:	119641	#SMART22 - US 11 SOUTH OF STAUNTON STARS IMPROVEMENTS				Primary		SAW	
Street Name:	Lee Jackson Highway					Start (CY)		Budget	Expenditure
Jurisdiction:	Augusta County					PE	2021	\$303	\$11
Description:	FROM: South Intersection of Rolling Thunder Lane TO: Staunton City (0.7400 MI)					RW	2024	\$243	\$0
Scope:	Safety					CN	2025	\$2,010	\$0
					Total		\$2,556	\$11	
Service Area / Fund	Previous	FY2023	FY2024	FY2025	FY2026	FY2027	FY2028	Total	
District Grant Program									
State	\$305	\$460	\$0	\$600	\$491	\$700	\$0	\$2,556	

ROUTE: 0011		PROJECT NAME				PROGRAM/SYSTEM		MPO Area	
UPC:	119645	#SMART22 - S. MAIN SAFET IMPROVEMENTS				Primary		Harrisonburg	
Street Name:	South Main Street					Start (CY)		Budget	Expenditure
Jurisdiction:	Harrisonburg					PE	2022	\$372	\$0
Description:	FROM: S. Mosby Road TO: Erickson Ave. (0.2700 MI)					RW	2024	\$521	\$0
Scope:	Safety					CN	2024	\$1,768	\$0
					Total		\$2,661	\$0	
Service Area / Fund	Previous	FY2023	FY2024	FY2025	FY2026	FY2027	FY2028	Total	
District Grant Program									
Federal	\$0	\$377	\$700	\$0	\$0	\$0	\$0	\$1,077	
State	\$385	\$320	\$235	\$576	\$0	\$0	\$0	\$1,516	
Other Funds									
Other	\$68	\$0	\$0	\$0	\$0	\$0	\$0	\$68	
TOTAL	\$453	\$697	\$935	\$576	\$0	\$0	\$0	\$2,661	

ROUTE: 0011		PROJECT NAME				PROGRAM/SYSTEM		MPO Area	
UPC:	119647	#SMART22 - S. MAIN & I-81 EXIT 243 INTERCHANGE IMPROVEMENTS				Primary		Harrisonburg	
Street Name:	Lee Jackson Highway					Start (CY)		Budget	Expenditure
Jurisdiction:	Harrisonburg					PE	2022	\$841	\$0
Description:	FROM: Intersection of I-81 Exit 243 Ramps TO: And Route 11 (0.2500 MI)					RW	2024	\$460	\$0
Scope:	Reconstruction w/ Added Capacity					CN	2024	\$4,430	\$0
					Total		\$5,731	\$0	
Service Area / Fund	Previous	FY2023	FY2024	FY2025	FY2026	FY2027	FY2028	Total	
District Grant Program									
Federal	\$0	\$740	\$0	\$874	\$0	\$0	\$0	\$1,614	
State	\$412	\$374	\$1,666	\$965	\$0	\$0	\$0	\$3,417	
Other Funds									
Other	\$700	\$0	\$0	\$0	\$0	\$0	\$0	\$700	
TOTAL	\$1,112	\$1,114	\$1,666	\$1,839	\$0	\$0	\$0	\$5,731	

ROUTE: 0011	PROJECT NAME				PROGRAM/SYSTEM		MPO Area	
UPC: 119649	#SMART22 - PLEASANT VALLEY ROAD ACCESS MANAGEMENT				Primary		Winchester	
Street Name:	Pleasant Valley road				Start (CY)		Budget	Expenditure
Jurisdiction:	Winchester				PE	2022	\$34	\$0
Description:	FROM: Jubal Early Drive TO: 0.03 Mi. N. Int. Jubal Early Drive (0.0300 MI)				RW	2024	\$70	\$0
Scope:	Safety				CN	2024	\$99	\$0
					Total		\$203	\$0
Service Area / Fund	Previous	FY2023	FY2024	FY2025	FY2026	FY2027	FY2028	Total
District Grant Program								
State	\$0	\$34	\$70	\$99	\$0	\$0	\$0	\$203

ROUTE: 0011	PROJECT NAME				PROGRAM/SYSTEM		MPO Area	
UPC: 119650	#SMART22 - PLEASANT VALLEY ROAD ACCESS MANAGEMENT II				Primary		Winchester	
Street Name:	Pleasant Valley Road				Start (CY)		Budget	Expenditure
Jurisdiction:	Winchester				PE	2022	\$48	\$0
Description:	FROM: S. Intersection of Parkview Ave TO: Intersection of Parkview Ave. (0.1500 MI)				RW	2024	\$461	\$0
Scope:	Safety				CN	2024	\$321	\$0
					Total		\$830	\$0
Service Area / Fund	Previous	FY2023	FY2024	FY2025	FY2026	FY2027	FY2028	Total
District Grant Program								
State	\$0	\$50	\$50	\$180	\$550	\$0	\$0	\$830

ROUTE: 0011	PROJECT NAME				PROGRAM/SYSTEM		MPO Area	
UPC: 119656	#SMART22 - GREENVILLE AVENUE (US 11) ROAD DIET				Primary		SAW	
Street Name:	Greenville Avenue				Start (CY)		Budget	Expenditure
Jurisdiction:	Staunton				PE	2021	\$274	\$18
Description:	FROM: Ritchie Blvd TO: Richmond Road (0.7500 MI)				RW	2024	\$0	\$0
Scope:	Safety				CN	2025	\$3,453	\$0
					Total		\$3,728	\$18
Service Area / Fund	Previous	FY2023	FY2024	FY2025	FY2026	FY2027	FY2028	Total
High Priority Projects								
Federal	\$274	\$224	\$1,645	\$1,270	\$0	\$0	\$0	\$3,413
State	\$0	\$315	\$0	\$0	\$0	\$0	\$0	\$315
TOTAL	\$274	\$539	\$1,645	\$1,270	\$0	\$0	\$0	\$3,728

ROUTE: 0011	PROJECT NAME				PROGRAM/SYSTEM		MPO Area	
UPC: 119661	#SMART22 - N. MAIN STREET SIDEWALK				Primary		Harrisonburg	
Street Name:	Main Street				Start (CY)		Budget	Expenditure
Jurisdiction:	Harrisonburg				PE	2022	\$180	\$0
Description:	FROM: Holly Hill Dr TO: Vine Street (0.3600 MI)				RW	2024	\$206	\$0
Scope:	Facilities for Pedestrians and Bicycles				CN	2024	\$2,126	\$0
					Total		\$2,512	\$0
Service Area / Fund	Previous	FY2023	FY2024	FY2025	FY2026	FY2027	FY2028	Total
High Priority Projects								
Federal	\$180	\$964	\$1,097	\$0	\$0	\$0	\$0	\$2,241
Other Funds								
Other	\$271	\$0	\$0	\$0	\$0	\$0	\$0	\$271
TOTAL	\$451	\$964	\$1,097	\$0	\$0	\$0	\$0	\$2,512

ROUTE: 0011	PROJECT NAME					PROGRAM/SYSTEM		MPO Area		
UPC: 120820	#ITTF22 HIGH SPEED COMMUNICATIONS FOR SIGNALS RTE 11					Primary		Winchester		
Street Name:	Kernstown Road					Start (CY)		Budget	Expenditure	
Jurisdiction:	Frederick County					PE				
Description:	FROM: Renaissance Drive TO: Apple Valley Road (1.3010 MI)					RW				
Scope:	Traffic Management/Engineering					CN		2022	\$750	\$0
						Total		\$750	\$0	
Service Area / Fund	Previous	FY2023	FY2024	FY2025	FY2026	FY2027	FY2028	Total		
High Priority Projects										
ITTF	\$524	\$0	\$0	\$0	\$0	\$0	\$0	\$524		
Legacy CN Formula										
State	\$226	\$0	\$0	\$0	\$0	\$0	\$0	\$226		
TOTAL	\$750	\$0	\$0	\$0	\$0	\$0	\$0	\$750		

ROUTE: 0011	PROJECT NAME (NEW)					PROGRAM/SYSTEM		MPO Area		
UPC: 121156	#SGR23LP LEXINGTON S. MAIN ST. PRIMARY EXT. PAVE.					Primary		NonMPO		
Street Name:	South Main Street					Start (CY)		Budget	Expenditure	
Jurisdiction:	Lexington					PE		2023	\$2	\$0
Description:	FROM: Int. Rte. 251 TO: White Street (0.8470 MI)					RW				
Scope:	Restoration and Rehabilitation					CN		2025	\$406	\$0
						Total		\$408	\$0	
Service Area / Fund	Previous	FY2023	FY2024	FY2025	FY2026	FY2027	FY2028	Total		
State of Good Repair										
State	\$0	\$408	\$0	\$0	\$0	\$0	\$0	\$408		

ROUTE: 0017	PROJECT NAME					PROGRAM/SYSTEM		MPO Area		
UPC: 113535	#SGR19VB - RT 17/50/522 MILLWOOD PIKE BRIDGE OVER I-81					Interstate		Winchester		
Street Name:	Millwood Pike					Start (CY)		Budget	Expenditure	
Jurisdiction:	Frederick County					PE				
Description:	FROM: 0.13 Mi. E. Int. Apple Blossom Dr. TO: 0.05 Mi. W. Int. Tulane Dr. (0.4220 MI)					RW		2022	\$4,427	\$0
Scope:	Bridge Replacement w/o Added Capacity					CN		2024	\$25,382	\$0
						Total		\$31,329	\$0	
Service Area / Fund	Previous	FY2023	FY2024	FY2025	FY2026	FY2027	FY2028	Total		
State of Good Repair										
Federal	\$0	\$1,135	\$3,033	\$3,278	\$7,791	\$7,644	\$0	\$22,880		
State	\$2,165	\$0	\$0	\$0	\$200	\$175	\$0	\$2,540		
Specialized State and Federal										
Federal	\$3,653	\$0	\$0	\$0	\$0	\$0	\$0	\$3,653		
Match	\$35	\$0	\$0	\$0	\$0	\$0	\$0	\$35		
Legacy CN Formula										
State	\$2,221	\$0	\$0	\$0	\$0	\$0	\$0	\$2,221		
TOTAL	\$8,073	\$1,135	\$3,033	\$3,278	\$7,991	\$7,819	\$0	\$31,329		

ROUTE: 0033		PROJECT NAME				PROGRAM/SYSTEM		MPO Area		
UPC:	100781	#SGR17VB - RT. 33 Repl Bridges over NSRR (Fed 20446 & 20447)				Primary		Harrisonburg		
Jurisdiction:	Rockingham County							Start (CY)	Budget	Expenditure
Description:	FROM: 0.500 Mi. West of Interstate 81 TO: 0.192 Mi. West of Interstate 81 (0.3080 MI)					PE	2016	\$206	\$172	
Scope:	Bridge Replacement w/o Added Capacity					RW	2021	\$530	\$182	
						CN	2022	\$18,664	\$0	
						Total		\$19,400	\$354	
Service Area / Fund	Previous	FY2023	FY2024	FY2025	FY2026	FY2027	FY2028	Total		
State of Good Repair										
Federal	\$6,353	\$1,643	\$817	\$583	\$646	\$0	\$0	\$10,042		
State	\$5,826	\$0	\$0	\$0	\$0	\$0	\$0	\$5,826		
Legacy CN Formula										
State	\$3,532	\$0	\$0	\$0	\$0	\$0	\$0	\$3,532		
TOTAL	\$15,711	\$1,643	\$817	\$583	\$646	\$0	\$0	\$19,400		

ROUTE: 0033		PROJECT NAME				PROGRAM/SYSTEM		MPO Area		
UPC:	104177	#SGR18VB - RT 33 over I-81 Exit 247 Impr EBL; STR No. 20443				Primary		Harrisonburg		
Street Name:	East Market Street							Start (CY)	Budget	Expenditure
Jurisdiction:	Rockingham County					PE	2014	\$1,662	\$1,724	
Description:	FROM: 0.192 Mi. West of Interstate 81 TO: 0.381 Mi. East of Interstate 81 (0.5730 MI)					RW	2021	\$240	\$279	
Scope:	Reconstruction w/o Added Capacity					CN	2022	\$14,625	\$0	
						Total		\$16,526	\$2,002	
Service Area / Fund	Previous	FY2023	FY2024	FY2025	FY2026	FY2027	FY2028	Total		
State of Good Repair										
Federal	\$7,852	\$2,115	\$3,938	\$1,000	\$0	\$0	\$0	\$14,905		
Legacy CN Formula										
State	\$1,621	\$0	\$0	\$0	\$0	\$0	\$0	\$1,621		
TOTAL	\$9,473	\$2,115	\$3,938	\$1,000	\$0	\$0	\$0	\$16,526		

ROUTE: 0033		PROJECT NAME				PROGRAM/SYSTEM		MPO Area		
UPC:	109378	#HB2.FY17 Route 33 Rawley Pike Roadway Improvements				Primary		NonMPO		
Street Name:	Rawley Pike							Start (CY)	Budget	Expenditure
Jurisdiction:	Rockingham County					PE	2016	\$709	\$711	
Description:	FROM: 0.05 Mi. West of Switzer Lake Road TO: Laurel Wood Lane (1.8300 MI)					RW	2020	\$123	\$81	
Scope:	Safety					CN	2021	\$8,535	\$0	
						Total		\$9,367	\$792	
Service Area / Fund	Previous	FY2023	FY2024	FY2025	FY2026	FY2027	FY2028	Total		
District Grant Program										
State	\$6,421	\$0	\$0	\$0	\$0	\$0	\$0	\$6,421		
Legacy CN Formula										
State	\$2,946	\$0	\$0	\$0	\$0	\$0	\$0	\$2,946		
TOTAL	\$9,367	\$0	\$0	\$0	\$0	\$0	\$0	\$9,367		

ROUTE: 0033	PROJECT NAME				PROGRAM/SYSTEM		MPO Area		
UPC: 113487	#SGR19VB - RT 33 OVER I-81 EXIT 247 IMPR WBL (STR 20441)				Primary		Harrisonburg		
Street Name:	East Market Street						Start (CY)	Budget	Expenditure
Jurisdiction:	Rockingham County				PE				
Description:	FROM: 0.192 Mi. West of Interstate 81 TO: 0.381 Mi. East of Interstate 81 (0.5730 MI)				RW	2021	\$0	\$0	
Scope:	Bridge Replacement w/o Added Capacity				CN	2022	\$14,269	\$0	
					Total		\$14,269	\$0	
Service Area / Fund	Previous	FY2023	FY2024	FY2025	FY2026	FY2027	FY2028	Total	
State of Good Repair									
Federal	\$1,150	\$5,908	\$2,750	\$3,617	\$0	\$0	\$0	\$13,424	
State	\$0	\$0	\$232	\$613	\$0	\$0	\$0	\$845	
TOTAL	\$1,150	\$5,908	\$2,982	\$4,230	\$0	\$0	\$0	\$14,269	

ROUTE: 0033	PROJECT NAME				PROGRAM/SYSTEM		MPO Area		
UPC: 115718	#SMART20 US 33 (MARKET STREET) AND I-81 IMPROVEMENTS				Primary		Harrisonburg		
REPORT NOTE: Balance to be addressed at award.									
Street Name:	Market Street						Start (CY)	Budget	Expenditure
Jurisdiction:	Harrisonburg				PE		2019	\$650	\$708
Description:	FROM: 0.346 Mi. West of Interstate 81 TO: 0.277 Mi. East of Interstate 81 (0.6220 MI)				RW	2021	\$0	\$0	
Scope:	Bridge Replacement w/ Added Capacity				CN	2022	\$7,503	\$0	
					Total		\$8,153	\$708	
Service Area / Fund	Previous	FY2023	FY2024	FY2025	FY2026	FY2027	FY2028	Total	
High Priority Projects									
Federal	\$0	\$0	\$3,000	\$2,054	\$0	\$0	\$0	\$5,054	
State	\$776	\$0	\$828	\$975	\$0	\$0	\$0	\$2,580	
TOTAL	\$776	\$0	\$3,828	\$3,029	\$0	\$0	\$0	\$7,634	

ROUTE: 0033	PROJECT NAME				PROGRAM/SYSTEM		MPO Area		
UPC: 115719	#SMART20 US 33 & ROUTE 620 TURN LANES				Primary		Harrisonburg		
Street Name:	Spotswood Trail						Start (CY)	Budget	Expenditure
Jurisdiction:	Rockingham County				PE		2019	\$184	\$111
Description:	FROM: 0.08 Mi. W. of Indian Trail Rd. TO: 0.07 Mi. N. of Route 33 (0.1500 MI)				RW	2023	\$136	\$0	
Scope:	Reconstruction w/ Added Capacity				CN	2025	\$658	\$0	
					Total		\$978	\$111	
Service Area / Fund	Previous	FY2023	FY2024	FY2025	FY2026	FY2027	FY2028	Total	
District Grant Program									
State	\$526	\$452	\$0	\$0	\$0	\$0	\$0	\$978	

ROUTE: 0039	PROJECT NAME (NEW)				PROGRAM/SYSTEM		MPO Area		
UPC: 121160	#SGR23VB RTE. 39 CULVERT REPLACEMENT ON GUYS RUN				Primary		NonMPO		
REPORT NOTE: Revised estimate required									
Street Name:	Mountain Valley Road						Start (CY)	Budget	Expenditure
Jurisdiction:	Rockbridge County				PE		2022	\$1,466	\$0
Description:	FROM: Culvert Replacement TO: On Guys Run (0.2500 MI)				RW		2026	\$644	\$0
Scope:	Bridge Replacement w/o Added Capacity				CN		2027	\$13,565	\$0
							Total	\$15,675	\$0
Service Area / Fund	Previous	FY2023	FY2024	FY2025	FY2026	FY2027	FY2028	Total	
State of Good Repair									
Federal	\$0	\$0	\$848	\$1,641	\$1,242	\$5,453	\$3,879	\$13,063	
State	\$0	\$0	\$280	\$0	\$0	\$0	\$0	\$280	
TOTAL	\$0	\$0	\$1,127	\$1,641	\$1,242	\$5,453	\$3,879	\$13,342	

ROUTE: 0042	PROJECT NAME				PROGRAM/SYSTEM		MPO Area		
UPC: 113894	Main Street Pedestrian Safety Improvement - Bridgewater				Urban		Harrisonburg		
Street Name:	Main Street						Start (CY)	Budget	Expenditure
Jurisdiction:	Bridgewater				PE		2019	\$60	\$53
Description:	FROM: East Riverside Drive TO: Turner Ashby Drive (1.6000 MI)				RW				
Scope:	Facilities for Pedestrians and Bicycles				CN		2022	\$140	\$0
							Total	\$200	\$53
Service Area / Fund	Previous	FY2023	FY2024	FY2025	FY2026	FY2027	FY2028	Total	
VA Safety Funds									
Federal	\$0	\$45	\$0	\$0	\$0	\$0	\$0	\$45	
State	\$0	\$47	\$0	\$0	\$0	\$0	\$0	\$47	
Specialized State and Federal									
Federal	\$89	\$0	\$0	\$0	\$0	\$0	\$0	\$89	
Other Funds									
Other	\$19	\$0	\$0	\$0	\$0	\$0	\$0	\$19	
TOTAL	\$108	\$92	\$0	\$0	\$0	\$0	\$0	\$200	

ROUTE: 0042	PROJECT NAME				PROGRAM/SYSTEM		MPO Area		
UPC: 119642	#SMART22 - ROUTE 42 - OX ROAD INTERSECTION IMPROVEMENT				Primary		NonMPO		
Street Name:	West Reservoir Road						Start (CY)	Budget	Expenditure
Jurisdiction:	Woodstock				PE		2022	\$649	\$0
Description:	FROM: Intersection of Rte 42 TO: And Ox Road (0.2000 MI)				RW		2025	\$661	\$0
Scope:	Reconstruction w/ Added Capacity				CN		2026	\$3,137	\$0
							Total	\$4,447	\$0
Service Area / Fund	Previous	FY2023	FY2024	FY2025	FY2026	FY2027	FY2028	Total	
District Grant Program									
Federal	\$0	\$600	\$0	\$679	\$628	\$565	\$0	\$2,472	
State	\$310	\$0	\$582	\$0	\$517	\$566	\$0	\$1,975	
TOTAL	\$310	\$600	\$582	\$679	\$1,145	\$1,131	\$0	\$4,447	

ROUTE: 0055	PROJECT NAME		PROGRAM/SYSTEM				MPO Area	
UPC: 110983	Rt.55 - Upgrade Flashing Lights and Add gates		Rail				NonMPO	
Street Name:	John Marshall Hwy.		Start (CY)		Budget	Expenditure		
Jurisdiction:	Shenandoah County		PE	2022	\$69	\$2		
Description:	FROM: .11 Mi. North of Rt 637 TO: At CSX RR Crossing 139483X		RW					
Scope:	Rail/Highway Crossing		CN	2022	\$161	\$0		
			Total		\$230	\$2		
Service Area / Fund	Previous	FY2023	FY2024	FY2025	FY2026	FY2027	FY2028	Total
Specialized State and Federal								
Federal	\$69	\$161	\$0	\$0	\$0	\$0	\$0	\$230

ROUTE: 0055	PROJECT NAME		PROGRAM/SYSTEM				MPO Area	
UPC: 115128	#SMART20 John Marshall Hwy./Rte. 55 East Safety Improvements		Primary				NonMPO	
Jurisdiction:	Warren County		Start (CY)		Budget	Expenditure		
Description:	FROM: Front Royal Corporate Limits TO: Route 79 (3.0010 MI)		PE	2021	\$100	\$6		
Scope:	Safety		RW					
			CN	2025	\$1,534	\$0		
			Total		\$1,634	\$6		
Service Area / Fund	Previous	FY2023	FY2024	FY2025	FY2026	FY2027	FY2028	Total
District Grant Program								
State	\$904	\$730	\$0	\$0	\$0	\$0	\$0	\$1,634

ROUTE: 0055	PROJECT NAME		PROGRAM/SYSTEM				MPO Area	
UPC: 119664	#SMART22 - SOUTH STREET		Urban				NonMPO	
Street Name:	South Street		Start (CY)		Budget	Expenditure		
Jurisdiction:	Front Royal		PE	2021	\$276	\$0		
Description:	FROM: Hill Street TO: Commerce Avenue (0.3090 MI)		RW		\$588	\$0		
Scope:	Facilities for Pedestrians and Bicycles		CN	2025	\$2,378	\$0		
			Total		\$3,241	\$0		
Service Area / Fund	Previous	FY2023	FY2024	FY2025	FY2026	FY2027	FY2028	Total
District Grant Program								
Federal	\$0	\$475	\$565	\$1,145	\$0	\$0	\$0	\$2,185
State	\$376	\$0	\$51	\$0	\$630	\$0	\$0	\$1,057
TOTAL	\$376	\$475	\$615	\$1,145	\$630	\$0	\$0	\$3,241

ROUTE: 0060	PROJECT NAME (NEW)		PROGRAM/SYSTEM				MPO Area	
UPC: 121158	#SGR23LP BUENA VISTA W. 29TH ST. PRIMARY EXT. PAVE.		Primary				NonMPO	
Street Name:	West 29th Street		Start (CY)		Budget	Expenditure		
Jurisdiction:	Buena Vista		PE	2023	\$3	\$0		
Description:	FROM: Int. Rte. 501 TO: 1.316 Mi. E. Int. Rte. 501 (1.3160 MI)		RW					
Scope:	Restoration and Rehabilitation		CN	2025	\$853	\$0		
			Total		\$856	\$0		
Service Area / Fund	Previous	FY2023	FY2024	FY2025	FY2026	FY2027	FY2028	Total
State of Good Repair								
State	\$0	\$646	\$210	\$0	\$0	\$0	\$0	\$856

ROUTE: 0064	PROJECT NAME				PROGRAM/SYSTEM		MPO Area		
UPC: 120401	#I64CIP - I-64 WB INSTALL HIGH-FRICTION SURFACE PAVEMENT				Interstate		NonMPO		
Jurisdiction: Allegheny County							Start (CY)	Budget	Expenditure
Description: FROM: MM 19 TO: MM 21 (2.0000 MI)							PE 2023	\$25	\$0
Scope: Safety							RW		
							CN 2025	\$2,275	\$0
							Total	\$2,300	\$0
Service Area / Fund	Previous	FY2023	FY2024	FY2025	FY2026	FY2027	FY2028	Total	
Interstate Corridor Funds									
Federal	\$0	\$0	\$500	\$0	\$0	\$0	\$0	\$500	
State	\$500	\$500	\$33	\$767	\$0	\$0	\$0	\$1,800	
TOTAL	\$500	\$500	\$533	\$767	\$0	\$0	\$0	\$2,300	

ROUTE: 0064	PROJECT NAME (NEW)				PROGRAM/SYSTEM		MPO Area		
UPC: 121215	#BF - Staunton YR2 - I-64 Bridge Preservation				Interstate		NonMPO		
Jurisdiction: Allegheny County							Start (CY)	Budget	Expenditure
Description: FROM: Various Bridges TO: On I-64							PE		
Scope: Bridge Rehab w/o Added Capacity							RW		
							CN 2023	\$4,087	\$0
							Total	\$4,087	\$0
Service Area / Fund	Previous	FY2023	FY2024	FY2025	FY2026	FY2027	FY2028	Total	
Specialized State and Federal									
Federal	\$0	\$1,000	\$1,826	\$1,262	\$0	\$0	\$0	\$4,087	

ROUTE: 0066	PROJECT NAME				PROGRAM/SYSTEM		MPO Area		
UPC: 115127	#SMART20 Rte. 340/522 SB/I-66 WB On-Ramp Ext				Interstate		NonMPO		
Street Name: Winchester Road							Start (CY)	Budget	Expenditure
Jurisdiction: Warren County							PE 2023	\$85	\$0
Description: FROM: SB on Ramp Extention TO: to WB I-66 (0.2000 MI)							RW		
Scope: Reconstruction w/o Added Capacity							CN 2025	\$433	\$0
							Total	\$519	\$0
Service Area / Fund	Previous	FY2023	FY2024	FY2025	FY2026	FY2027	FY2028	Total	
District Grant Program									
State	\$251	\$268	\$0	\$0	\$0	\$0	\$0	\$519	

ROUTE: 0066	PROJECT NAME				PROGRAM/SYSTEM		MPO Area		
UPC: 120398	#OTHERINT I-66 WB SEQUENTIAL DYNAMIC LED CHEVRONS				Interstate		NonMPO		
Jurisdiction: Warren County							Start (CY)	Budget	Expenditure
Description: FROM: WB I-66 Ramp TO: I-81 SB (0.4800 MI)							PE 2025	\$10	\$0
Scope: Safety							RW		
							CN 2027	\$960	\$0
							Total	\$970	\$0
Service Area / Fund	Previous	FY2023	FY2024	FY2025	FY2026	FY2027	FY2028	Total	
Interstate Corridor Funds									
State	\$3	\$3	\$1	\$323	\$323	\$317	\$0	\$970	

ROUTE: 0066	PROJECT NAME					PROGRAM/SYSTEM		MPO Area		
UPC: 120402	#OTHERINT - I-66 - PSAP INTEGRATION (1)					Interstate		NonMPO		
Jurisdiction: Warren County								Start (CY)	Budget	Expenditure
Description: FROM: Operational Improvements TO: On I-66						PE	2023	\$90	\$0	
Scope: Safety						RW				
						CN				
						Total		\$90	\$0	
Service Area / Fund	Previous	FY2023	FY2024	FY2025	FY2026	FY2027	FY2028	Total		
Interstate Corridor Funds										
State	\$15	\$25	\$25	\$25	\$0	\$0	\$0	\$90		

ROUTE: 0081	PROJECT NAME					PROGRAM/SYSTEM		MPO Area		
UPC: 108809	#HB2.FY17 I-81 Exit 245 NB Off Ramp Realignment					Interstate		Harrisonburg		
Street Name: I-81 NB Off Ramp Exit 245								Start (CY)	Budget	Expenditure
Jurisdiction: Harrisonburg						PE	2016	\$498	\$498	
Description: FROM: I-81 NB Exit 245 Off Ramp Gore TO: Intersection of Rte. 253 (0.2120 MI)						RW	2018	\$81	\$81	
Scope: Reconstruction w/o Added Capacity						CN	2019	\$3,151	\$2,890	
						Total		\$3,729	\$3,469	
Service Area / Fund	Previous	FY2023	FY2024	FY2025	FY2026	FY2027	FY2028	Total		
District Grant Program										
Federal	\$3,482	\$0	\$0	\$0	\$0	\$0	\$0	\$3,482		
Specialized State and Federal										
Federal	\$243	\$0	\$0	\$0	\$0	\$0	\$0	\$243		
TOTAL	\$3,726	\$0	\$0	\$0	\$0	\$0	\$0	\$3,726		

ROUTE: 0081	PROJECT NAME					PROGRAM/SYSTEM		MPO Area		
UPC: 111054	#SMART18 - (St) I-81 EXIT 300 SOUTHBOUND ACCEL LANE EXT.					Interstate		NonMPO		
REPORT NOTE: Balance to be determined at construction completion										
Jurisdiction: Warren County								Start (CY)	Budget	Expenditure
Description: FROM: MP 299.6 TO: MP 300 (0.3600 MI)						PE	2017	\$915	\$936	
Scope: Reconstruction w/o Added Capacity						RW				
						CN	2022	\$8,480	\$0	
						Total		\$9,395	\$936	
Service Area / Fund	Previous	FY2023	FY2024	FY2025	FY2026	FY2027	FY2028	Total		
High Priority Projects										
Federal	\$5,245	\$0	\$0	\$0	\$0	\$0	\$0	\$5,245		
State	\$751	\$3,290	\$0	\$0	\$0	\$0	\$0	\$4,041		
TOTAL	\$5,996	\$3,290	\$0	\$0	\$0	\$0	\$0	\$9,286		

ROUTE:	0081	PROJECT NAME	PROGRAM/SYSTEM					MPO Area
UPC:	111230	#SMART18 - (St) I-81 EXIT 247 INTERCHANGE IMPROVEMENTS	Interstate					Harrisonburg
REPORT NOTE: Balance to be addressed at award								
Jurisdiction:	Harrisonburg							
Description:	FROM: 0.147 Mi. South of Interstate 81 TO: 0.008 Mi. South of Interstate 81 (0.1390 MI)							
Scope:	Reconstruction w/ Added Capacity							
						Start (CY)	Budget	Expenditure
						PE 2019	\$1,250	\$1,056
						RW		
						CN 2022	\$6,042	\$0
						Total	\$7,292	\$1,056
Service Area / Fund	Previous	FY2023	FY2024	FY2025	FY2026	FY2027	FY2028	Total
High Priority Projects								
State	\$2,351	\$0	\$0	\$0	\$0	\$0	\$0	\$2,351
District Grant Program								
Federal	\$378	\$437	\$0	\$689	\$0	\$0	\$0	\$1,504
State	\$1,303	\$0	\$440	\$200	\$249	\$661	\$0	\$2,853
TOTAL	\$4,032	\$437	\$440	\$889	\$249	\$661	\$0	\$6,708

ROUTE:	0081	PROJECT NAME	PROGRAM/SYSTEM					MPO Area
UPC:	112900	I-81 - INSTALL HIGH TENSION CABLE BARRIER	Interstate					Winchester
Street Name:	R-VA IS00081NB							
Jurisdiction:	Frederick County							
Description:	FROM: MM 304.9 TO: MM 324.2 (19.3000 MI)							
Scope:	Safety							
						Start (CY)	Budget	Expenditure
						PE 2021	\$150	\$11
						RW		
						CN 2024	\$2,090	\$0
						Total	\$2,240	\$11
Service Area / Fund	Previous	FY2023	FY2024	FY2025	FY2026	FY2027	FY2028	Total
VA Safety Funds								
Federal	\$0	\$150	\$0	\$2,090	\$0	\$0	\$0	\$2,240

ROUTE:	0081	PROJECT NAME	PROGRAM/SYSTEM					MPO Area
UPC:	115129	#SMART20 I-81 Exit 291 Northbound Ramp Widening	Interstate					NonMPO
Jurisdiction:	Shenandoah County							
Description:	FROM: Widening of TO: NB Off Ramp (0.2000 MI)							
Scope:	Reconstruction w/ Added Capacity							
						Start (CY)	Budget	Expenditure
						PE 2020	\$103	\$0
						RW 2023	\$153	\$0
						CN 2024	\$526	\$0
						Total	\$782	\$0
Service Area / Fund	Previous	FY2023	FY2024	FY2025	FY2026	FY2027	FY2028	Total
District Grant Program								
State	\$376	\$0	\$211	\$195	\$0	\$0	\$0	\$782

ROUTE:	0081	PROJECT NAME	PROGRAM/SYSTEM					MPO Area
UPC:	115181	#SMART20 I-81 Exit 317 Accel/Decel Lane Extensions	Interstate					Winchester
Jurisdiction:	Frederick County							
Description:	FROM: Northbound acceleration TO: Southbound deceleration (0.2500 MI)							
Scope:	Reconstruction w/o Added Capacity							
						Start (CY)	Budget	Expenditure
						PE 2021	\$582	\$21
						RW 2025	\$37	\$0
						CN 2026	\$2,590	\$0
						Total	\$3,209	\$21
Service Area / Fund	Previous	FY2023	FY2024	FY2025	FY2026	FY2027	FY2028	Total
High Priority Projects								
Federal	\$0	\$0	\$757	\$0	\$0	\$0	\$0	\$757
State	\$0	\$780	\$0	\$872	\$800	\$0	\$0	\$2,452
TOTAL	\$0	\$780	\$757	\$872	\$800	\$0	\$0	\$3,209

ROUTE: 0081	PROJECT NAME				PROGRAM/SYSTEM		MPO Area			
UPC: 115717	#SMART20 I-81 EXIT 313 BRIDGE CAPACITY IMPROVEMENT				Interstate		Winchester			
Jurisdiction:	Frederick County						Start (CY)	Budget	Expenditure	
Description:	FROM: Bridge Replacement over I-81 TO: And interchange Improvements (0.3900 MI)						PE	2017	\$0	\$0
Scope:	Bridge Replacement w/ Added Capacity						RW	2022	\$0	\$0
							CN	2024	\$5,264	\$0
							Total		\$5,264	\$0
Service Area / Fund	Previous	FY2023	FY2024	FY2025	FY2026	FY2027	FY2028	Total		
High Priority Projects										
State	\$0	\$0	\$856	\$0	\$0	\$0	\$0	\$856		
Specialized State and Federal										
Federal	\$3,101	\$0	\$0	\$0	\$0	\$0	\$0	\$3,101		
Legacy CN Formula										
State	\$1,307	\$0	\$0	\$0	\$0	\$0	\$0	\$1,307		
TOTAL	\$4,408	\$0	\$856	\$0	\$0	\$0	\$0	\$5,264		

ROUTE: 0081	PROJECT NAME				PROGRAM/SYSTEM		MPO Area			
UPC: 116246	#I81CIP NB EXIT 188 EXTEND ACCELERATION LANE (ID #41)				Interstate		NonMPO			
Jurisdiction:	Rockbridge County						Start (CY)	Budget	Expenditure	
Description:	FROM: MM189.0 TO: MM 189.4 (0.4000 MI)						PE	2023	\$267	\$0
Scope:	Reconstruction w/o Added Capacity						RW	2023	\$142	\$0
							CN	2024	\$2,036	\$0
							Total		\$2,444	\$0
Service Area / Fund	Previous	FY2023	FY2024	FY2025	FY2026	FY2027	FY2028	Total		
Interstate Corridor Funds										
State	\$0	\$1,247	\$0	\$0	\$0	\$0	\$0	\$1,247		
Debt	\$0	\$0	\$1,198	\$0	\$0	\$0	\$0	\$1,198		
TOTAL	\$0	\$1,247	\$1,198	\$0	\$0	\$0	\$0	\$2,444		

ROUTE: 0081	PROJECT NAME				PROGRAM/SYSTEM		MPO Area			
UPC: 116268	#I81CIP SB MM 296 TO 299, 3-LANE WIDENING (ID #50)				Interstate		NonMPO			
Jurisdiction:	Shenandoah County						Start (CY)	Budget	Expenditure	
Description:	FROM: MM 295.4 TO: MM 299.6 (4.1100 MI)						PE	2020	\$8,972	\$1,344
Scope:	Reconstruction w/ Added Capacity						RW	2023	\$5,982	\$0
							CN	2024	\$111,256	\$0
							Total		\$126,210	\$1,344
Service Area / Fund	Previous	FY2023	FY2024	FY2025	FY2026	FY2027	FY2028	Total		
Interstate Corridor Funds										
State	\$15,232	\$15,341	\$18,729	\$24,424	\$13,689	\$0	\$0	\$87,415		
Debt	\$0	\$0	\$38,795	\$0	\$0	\$0	\$0	\$38,795		
TOTAL	\$15,232	\$15,341	\$57,525	\$24,424	\$13,689	\$0	\$0	\$126,210		

ROUTE: 0081	PROJECT NAME				PROGRAM/SYSTEM		MPO Area			
UPC: 116269	#181CIP NB & SB MM 221 TO 225, 3-LANE WIDENING (ID #61)				Interstate		SAW			
Jurisdiction:	Augusta County						Start (CY)	Budget	Expenditure	
Description:	FROM: MM 221.45 TO: MM 225.6 (4.1800 MI)						PE	2020	\$13,815	\$4,121
Scope:	Reconstruction w/ Added Capacity						RW	2022	\$2,713	\$0
							CN	2022	\$155,842	\$0
							Total		\$172,371	\$4,121
Service Area / Fund	Previous	FY2023	FY2024	FY2025	FY2026	FY2027	FY2028	Total		
Interstate Corridor Funds										
State	\$32,271	\$19,344	\$4,535	\$7,677	\$14,127	\$18,577	\$29,570	\$126,102		
Debt	\$0	\$0	\$0	\$0	\$0	\$46,269	\$0	\$46,269		
TOTAL	\$32,271	\$19,344	\$4,535	\$7,677	\$14,127	\$64,846	\$29,570	\$172,371		

ROUTE: 0081	PROJECT NAME				PROGRAM/SYSTEM		MPO Area			
UPC: 116271	#181CIP NB MT. SIDNEY EXTEND ACCELERATION LANE (ID #43)				Interstate		SAW			
Jurisdiction:	Augusta County						Start (CY)	Budget	Expenditure	
Description:	FROM: MM 232.4 TO: MM 232.8 (0.4000 MI)						PE	2023	\$510	\$0
Scope:	Reconstruction w/o Added Capacity						RW	2025	\$345	\$0
							CN	2026	\$4,131	\$0
							Total		\$4,985	\$0
Service Area / Fund	Previous	FY2023	FY2024	FY2025	FY2026	FY2027	FY2028	Total		
Interstate Corridor Funds										
State	\$0	\$0	\$459	\$697	\$695	\$691	\$0	\$2,543		
Debt	\$0	\$0	\$0	\$0	\$0	\$2,443	\$0	\$2,443		
TOTAL	\$0	\$0	\$459	\$697	\$695	\$3,134	\$0	\$4,985		

ROUTE: 0081	PROJECT NAME				PROGRAM/SYSTEM		MPO Area			
UPC: 116275	#181CIP SB MT. SIDNEY EXTEND DECELERATION LANE (ID #56)				Interstate		SAW			
Jurisdiction:	Augusta County						Start (CY)	Budget	Expenditure	
Description:	FROM: 232.7 TO: 232.9						PE	2023	\$510	\$0
Scope:	Reconstruction w/o Added Capacity						RW	2025	\$345	\$0
							CN	2026	\$4,131	\$0
							Total		\$4,985	\$0
Service Area / Fund	Previous	FY2023	FY2024	FY2025	FY2026	FY2027	FY2028	Total		
Interstate Corridor Funds										
State	\$0	\$0	\$465	\$697	\$694	\$686	\$0	\$2,543		
Debt	\$0	\$0	\$0	\$0	\$0	\$2,443	\$0	\$2,443		
TOTAL	\$0	\$0	\$465	\$697	\$694	\$3,129	\$0	\$4,985		

ROUTE: 0081		PROJECT NAME				PROGRAM/SYSTEM		MPO Area	
UPC:	116276	#I81CIP SB MT. SIDNEY EXTEND ACCELERATION LANE (ID #57)				Interstate		SAW	
Jurisdiction:	Augusta County					Start (CY)		Budget	Expenditure
Description:	FROM: MM231.9 TO: MM 232.5 (0.6000 MI)					PE	2023	\$129	\$0
Scope:	Reconstruction w/o Added Capacity					RW	2025	\$115	\$0
						CN	2025	\$1,042	\$0
						Total		\$1,285	\$0
Service Area / Fund	Previous	FY2023	FY2024	FY2025	FY2026	FY2027	FY2028	Total	
Interstate Corridor Funds									
State	\$0	\$0	\$122	\$122	\$412	\$0	\$0	\$656	
Debt	\$0	\$0	\$0	\$0	\$0	\$630	\$0	\$630	
TOTAL	\$0	\$0	\$122	\$122	\$412	\$630	\$0	\$1,285	

ROUTE: 0081		PROJECT NAME				PROGRAM/SYSTEM		MPO Area	
UPC:	116277	#I81CIP NB MM 234 TO 237, WEYERS CAVE TCL (ID #44)				Interstate		SAW	
Jurisdiction:	Augusta County					Start (CY)		Budget	Expenditure
Description:	FROM: MM 234.1 TO: MM 237.7 (3.1000 MI)					PE	2020	\$5,400	\$1,875
Scope:	Reconstruction w/ Added Capacity					RW	2023	\$342	\$0
						CN	2024	\$56,029	\$0
						Total		\$61,771	\$1,875
Service Area / Fund	Previous	FY2023	FY2024	FY2025	FY2026	FY2027	FY2028	Total	
Interstate Corridor Funds									
State	\$12,380	\$0	\$0	\$0	\$0	\$0	\$0	\$12,380	
Debt	\$0	\$0	\$49,391	\$0	\$0	\$0	\$0	\$49,391	
TOTAL	\$12,380	\$0	\$49,391	\$0	\$0	\$0	\$0	\$61,771	

ROUTE: 0081		PROJECT NAME				PROGRAM/SYSTEM		MPO Area	
UPC:	116278	#I81CIP SB MM 234 TO 237, WEYERS CAVE TCL (ID #55)				Interstate		SAW	
Jurisdiction:	Augusta County					Start (CY)		Budget	Expenditure
Description:	FROM: MM 234.2 TO: MM 237.9 (3.1000 MI)					PE	2020	\$5,400	\$702
Scope:	Reconstruction w/ Added Capacity					RW	2023	\$1,211	\$0
						CN	2024	\$56,076	\$0
						Total		\$62,686	\$702
Service Area / Fund	Previous	FY2023	FY2024	FY2025	FY2026	FY2027	FY2028	Total	
Interstate Corridor Funds									
State	\$3,396	\$8,281	\$19,700	\$16,814	\$0	\$0	\$0	\$48,191	
Debt	\$0	\$0	\$14,495	\$0	\$0	\$0	\$0	\$14,495	
TOTAL	\$3,396	\$8,281	\$34,195	\$16,814	\$0	\$0	\$0	\$62,686	

ROUTE: 0081		PROJECT NAME				PROGRAM/SYSTEM		MPO Area	
UPC:	116279	#I81CIP SB MM 221 TO 220, AUXILIARY LANE (ID #58)				Interstate		SAW	
Jurisdiction:	Augusta County					Start (CY)		Budget	Expenditure
Description:	FROM: 0.338 miles North of Rt. 635 TO: 0.232 miles South of Rt. 635 (0.5700 MI)					PE	2020	\$1,110	\$973
Scope:	Reconstruction w/ Added Capacity					RW	2022	\$69	\$4
						CN	2023	\$13,009	\$0
						Total		\$14,187	\$978
Service Area / Fund	Previous	FY2023	FY2024	FY2025	FY2026	FY2027	FY2028	Total	
Interstate Corridor Funds									
State	\$1,550	\$595	\$2,604	\$2,418	\$0	\$0	\$0	\$7,167	
Debt	\$0	\$0	\$7,020	\$0	\$0	\$0	\$0	\$7,020	
TOTAL	\$1,550	\$595	\$9,624	\$2,418	\$0	\$0	\$0	\$14,187	

ROUTE: 0081		PROJECT NAME				PROGRAM/SYSTEM		MPO Area	
UPC:	116280	#181CIP NB & SB MM 242 TO 248, 3-LANE WIDENING (ID #62)				Interstate		Harrisonburg	
Jurisdiction:	Harrisonburg					Start (CY)		Budget	Expenditure
Description:	FROM: MM 242.0 TO: MM 248.57 (6.5700 MI)					PE	2020	\$22,064	\$5,206
Scope:	Reconstruction w/ Added Capacity					RW	2023	\$10,270	\$0
						CN	2025	\$239,453	\$0
						Total		\$271,787	\$5,206
Service Area / Fund	Previous	FY2023	FY2024	FY2025	FY2026	FY2027	FY2028	Total	
Interstate Corridor Funds									
State	\$56,226	\$15,749	\$5,665	\$11,119	\$38,269	\$55,070	\$0	\$182,097	
Debt	\$0	\$0	\$89,690	\$0	\$0	\$0	\$0	\$89,690	
TOTAL	\$56,226	\$15,749	\$95,355	\$11,119	\$38,269	\$55,070	\$0	\$271,787	

ROUTE: 0081		PROJECT NAME				PROGRAM/SYSTEM		MPO Area	
UPC:	116282	#181CIP NB & SB SHOULDER IMPROVEMENTS (ID #60)				Interstate		NonMPO	
Jurisdiction:	Rockbridge County					Start (CY)		Budget	Expenditure
Description:	FROM: SB MM 195.1, NB MM 202.0 TO: SB MM 204.5, NB MM 204.0 (9.4000 MI)					PE	2023	\$7,050	\$0
Scope:	Reconstruction w/o Added Capacity					RW	2025	\$1,420	\$0
						CN	2026	\$76,757	\$0
						Total		\$85,228	\$0
Service Area / Fund	Previous	FY2023	FY2024	FY2025	FY2026	FY2027	FY2028	Total	
Interstate Corridor Funds									
State	\$0	\$0	\$8,396	\$17,995	\$17,075	\$0	\$0	\$43,466	
Debt	\$0	\$0	\$0	\$0	\$0	\$41,762	\$0	\$41,762	
TOTAL	\$0	\$0	\$8,396	\$17,995	\$17,075	\$41,762	\$0	\$85,228	

ROUTE: 0081		PROJECT NAME				PROGRAM/SYSTEM		MPO Area	
UPC:	116327	#181CIP NWRO MAINTENANCE FOR NEW CMS & CAMERAS O&M FY20-27				Interstate		NonMPO	
Jurisdiction:	Staunton District-wide					Start (CY)		Budget	Expenditure
Description:	FROM: various TO: various					PE			
Scope:	Safety					RW			
						CN	2020	\$1,390	\$0
						Total		\$1,390	\$0
Service Area / Fund	Previous	FY2023	FY2024	FY2025	FY2026	FY2027	FY2028	Total	
Interstate Corridor Funds									
State	\$544	\$192	\$198	\$204	\$124	\$128	\$0	\$1,390	

ROUTE: 0081		PROJECT NAME				PROGRAM/SYSTEM		MPO Area	
UPC:	116329	#181CIP NWRO MGMT FEE FOR NEW CMS & CAMERAS O&M FY20-27				Interstate		NonMPO	
Jurisdiction:	Staunton District-wide					Start (CY)		Budget	Expenditure
Description:	FROM: Various TO: Various					PE			
Scope:	Safety					RW			
						CN	2020	\$124	\$0
						Total		\$124	\$0
Service Area / Fund	Previous	FY2023	FY2024	FY2025	FY2026	FY2027	FY2028	Total	
Interstate Corridor Funds									
State	\$45	\$16	\$16	\$17	\$15	\$15	\$0	\$124	

ROUTE: 0081	PROJECT NAME				PROGRAM/SYSTEM		MPO Area	
UPC: 116331	#I81CIP O&M NWRO TOC FLOOR OPERATIONS				Interstate		NonMPO	
Jurisdiction: Staunton District-wide					Start (CY)		Budget	Expenditure
Description: FROM: various TO: various					PE			
Scope: Safety					RW			
					CN	2019	\$1,239	\$539
					Total		\$1,239	\$539
Service Area / Fund	Previous	FY2023	FY2024	FY2025	FY2026	FY2027	FY2028	Total
Interstate Corridor Funds								
State	\$638	\$256	\$345	\$0	\$0	\$0	\$0	\$1,239

ROUTE: 0081	PROJECT NAME				PROGRAM/SYSTEM		MPO Area	
UPC: 116384	#I81CIP O&M NWRO SSP FY21-27				Interstate		NonMPO	
Jurisdiction: Staunton District-wide					Start (CY)		Budget	Expenditure
Description: FROM: Various TO: Various					PE			
Scope: Safety					RW			
					CN	2020	\$10,930	\$1,515
					Total		\$10,930	\$1,515
Service Area / Fund	Previous	FY2023	FY2024	FY2025	FY2026	FY2027	FY2028	Total
Interstate Corridor Funds								
Federal	\$2,118	\$2,976	\$3,048	\$788	\$0	\$0	\$0	\$8,930
State	\$2,000	\$0	\$0	\$0	\$0	\$0	\$0	\$2,000
TOTAL	\$4,118	\$2,976	\$3,048	\$788	\$0	\$0	\$0	\$10,930

ROUTE: 0081	PROJECT NAME				PROGRAM/SYSTEM		MPO Area	
UPC: 119159	#I81CIP NWRO TOWING SERVICES FY22-27 TRIP PROGRAM				Interstate		NonMPO	
Jurisdiction: Staunton District-wide								
Description: FROM: Various TO: Various								
Scope: Safety								
Service Area / Fund	Previous	FY2023	FY2024	FY2025	FY2026	FY2027	FY2028	Total
Interstate Corridor Funds								
Federal	\$1,982	\$1,242	\$1,280	\$2,179	\$3,056	\$3,147	\$0	\$12,886
State	\$2,770	\$0	\$0	\$0	\$0	\$0	\$0	\$2,770
TOTAL	\$4,752	\$1,242	\$1,280	\$2,179	\$3,056	\$3,147	\$0	\$15,656

ROUTE: 0159	PROJECT NAME				PROGRAM/SYSTEM		MPO Area	
UPC: 118974	#SGR22VB - RTE. 159 BRIDGE AND APPROACHED OVER DUNLAP CREEK				Primary		NonMPO	
Street Name: Dunlap Creek Road					Start (CY)		Budget	Expenditure
Jurisdiction: Alleghany County					PE		2025	\$784
Description: FROM: 1.4 Mi. N. Intersection Rte. 311 TO: 1.65 Mi. N. Intersection Rte. 311 (0.2500 MI)					RW		2027	\$357
Scope: Bridge Rehab w/o Added Capacity					CN		2028	\$6,548
					Total		\$7,689	\$0
Service Area / Fund	Previous	FY2023	FY2024	FY2025	FY2026	FY2027	FY2028	Total
State of Good Repair								
Federal	\$0	\$0	\$1,784	\$2,945	\$1,550	\$0	\$0	\$6,279
State	\$700	\$600	\$16	\$94	\$0	\$0	\$0	\$1,410
TOTAL	\$700	\$600	\$1,800	\$3,039	\$1,550	\$0	\$0	\$7,689

ROUTE: 0159	PROJECT NAME (NEW)				PROGRAM/SYSTEM		MPO Area			
UPC: 121159	#SGR23VB RTE. 159 BRIDGE REPLACEMENT OVER DUNLAP CREEK				Primary		NonMPO			
REPORT NOTE: Revised estimate required										
Street Name:	Dunlap Creek Road						Start (CY)	Budget	Expenditure	
Jurisdiction:	Allegheny County						PE	2022	\$1,158	\$0
Description:	FROM: Bridge and Approaches TO: Over Dunlap Creek (0.2500 MI)						RW	2025	\$609	\$0
Scope:	Bridge Replacement w/o Added Capacity						CN	2025	\$8,049	\$0
							Total		\$9,815	\$0
Service Area / Fund	Previous	FY2023	FY2024	FY2025	FY2026	FY2027	FY2028	Total		
State of Good Repair										
Federal	\$0	\$883	\$855	\$2,045	\$3,002	\$2,918	\$0	\$9,703		
State	\$0	\$0	\$26	\$0	\$0	\$82	\$0	\$108		
TOTAL	\$0	\$883	\$881	\$2,045	\$3,002	\$3,000	\$0	\$9,811		

ROUTE: 0209	PROJECT NAME				PROGRAM/SYSTEM		MPO Area			
UPC: 105907	#HB2.FY17 Constr. 2-Lane Roadway Connector				Urban		SAW			
Street Name:	Shenandoah Village Drive						Start (CY)	Budget	Expenditure	
Jurisdiction:	Waynesboro						PE	2016	\$4,142	\$4,121
Description:	FROM: 1.009 miles west of South River Bridge TO: 0.633 miles east of South River Bridge (1.6000 MI)						RW	2020	\$1,624	\$319
Scope:	New Construction Roadway						CN	2022	\$11,592	\$0
							Total		\$17,358	\$4,440
Service Area / Fund	Previous	FY2023	FY2024	FY2025	FY2026	FY2027	FY2028	Total		
District Grant Program										
Federal/State	\$69	\$0	\$0	\$0	\$0	\$0	\$0	\$69		
State	\$10,308	\$1,862	\$0	\$373	\$0	\$0	\$0	\$12,543		
Specialized State and Federal										
Local	\$10	\$0	\$0	\$0	\$0	\$0	\$0	\$10		
Legacy CN Formula										
State	\$475	\$0	\$0	\$0	\$0	\$0	\$0	\$475		
Revenue Sharing										
State	\$1,956	\$182	\$0	\$0	\$0	\$0	\$0	\$2,137		
Local	\$1,956	\$182	\$0	\$0	\$0	\$0	\$0	\$2,137		
TOTAL	\$14,773	\$2,225	\$0	\$373	\$0	\$0	\$0	\$17,371		

ROUTE: 0211	PROJECT NAME				PROGRAM/SYSTEM		MPO Area			
UPC: 115131	#SMART20 Intersection Improvements US 211/340 Big Oak Road				Primary		NonMPO			
Jurisdiction:	Page County						Start (CY)	Budget	Expenditure	
Description:	FROM: 0.16 Miles W of Int Rte 340 TO: 0.11 Miles E of Int Rte 340 (0.2700 MI)						PE	2019	\$523	\$134
Scope:	Safety						RW	2023	\$303	\$0
							CN	2024	\$2,486	\$0
							Total		\$3,311	\$134
Service Area / Fund	Previous	FY2023	FY2024	FY2025	FY2026	FY2027	FY2028	Total		
District Grant Program										
Federal	\$0	\$489	\$0	\$0	\$0	\$0	\$0	\$489		
State	\$1,485	\$181	\$301	\$0	\$855	\$0	\$0	\$2,822		
TOTAL	\$1,485	\$670	\$301	\$0	\$855	\$0	\$0	\$3,311		

ROUTE: 0211	PROJECT NAME				PROGRAM/SYSTEM		MPO Area		
UPC: 116842	ROUTE 211 LEE HIGHWAY SIDEWALK				Primary		NonMPO		
Street Name:	Lee Highway						Start (CY)	Budget	Expenditure
Jurisdiction:	Shenandoah County				PE	2024	\$29	\$0	
Description:	FROM: Intersection Route 11 TO: 0.47 East of Intersection Route 11 (0.4700 MI)				RW	2027	\$61	\$0	
Scope:	Reconstruction w/o Added Capacity				CN	2027	\$260	\$0	
					Total		\$350	\$0	
Service Area / Fund	Previous	FY2023	FY2024	FY2025	FY2026	FY2027	FY2028	Total	
Revenue Sharing									
State	\$0	\$0	\$175	\$0	\$0	\$0	\$0	\$175	
Local	\$0	\$0	\$175	\$0	\$0	\$0	\$0	\$175	
TOTAL	\$0	\$0	\$350	\$0	\$0	\$0	\$0	\$350	

ROUTE: 0211	PROJECT NAME (NEW)				PROGRAM/SYSTEM		MPO Area		
UPC: 121199	#SGR23LP LURAY MAIN ST. PRIMARY EXT. PAVE.				Primary		NonMPO		
Street Name:	East Main Street						Start (CY)	Budget	Expenditure
Jurisdiction:	Luray				PE	2022	\$2	\$0	
Description:	FROM: Painter Street TO: Wallace Avenue (0.5120 MI)				RW				
Scope:	Restoration and Rehabilitation				CN	2025	\$148	\$0	
					Total		\$150	\$0	
Service Area / Fund	Previous	FY2023	FY2024	FY2025	FY2026	FY2027	FY2028	Total	
State of Good Repair									
State	\$0	\$150	\$0	\$0	\$0	\$0	\$0	\$150	

ROUTE: 0211	PROJECT NAME (NEW)				PROGRAM/SYSTEM		MPO Area		
UPC: 121200	#SGR23LP LURAY 2ND EAST MAIN ST. PRIMARY EXT. PAVE.				Primary		NonMPO		
Street Name:	East Main Street						Start (CY)	Budget	Expenditure
Jurisdiction:	Luray				PE	2022	\$3	\$0	
Description:	FROM: East Corporate Limits TO: Painter Street (0.6020 MI)				RW				
Scope:	Restoration and Rehabilitation				CN	2025	\$184	\$0	
					Total		\$187	\$0	
Service Area / Fund	Previous	FY2023	FY2024	FY2025	FY2026	FY2027	FY2028	Total	
State of Good Repair									
State	\$27	\$160	\$0	\$0	\$0	\$0	\$0	\$187	

ROUTE: 0220	PROJECT NAME				PROGRAM/SYSTEM		MPO Area		
UPC: 115125	#SMART20 Hot Springs - US 220 & VA 615 Int. Imp.				Primary		NonMPO		
Street Name:	Sam Snead Highway						Start (CY)	Budget	Expenditure
Jurisdiction:	Bath County				PE	2023	\$90	\$0	
Description:	FROM: Intersection and Pedestrian TO: Improvements (0.1200 MI)				RW	2026	\$136	\$0	
Scope:	Safety				CN	2027	\$335	\$0	
					Total		\$561	\$0	
Service Area / Fund	Previous	FY2023	FY2024	FY2025	FY2026	FY2027	FY2028	Total	
District Grant Program									
State	\$327	\$234	\$0	\$0	\$0	\$0	\$0	\$561	

ROUTE: 0220		PROJECT NAME				PROGRAM/SYSTEM		MPO Area	
UPC:	117022	#SGR21VB ROUTE 220 BRIDGE AND APPROACHES				Primary		NonMPO	
Street Name:	Potomac River Road					Start (CY)		Budget	Expenditure
Jurisdiction:	Highland County					PE	2022	\$498	\$1
Description:	FROM: From: 0.16 mile south of Rte. 629 TO: To: 0.02 mile north of Rte. 629 (0.1800 MI)					RW	2023	\$302	\$0
Scope:	Bridge Replacement w/o Added Capacity					CN	2024	\$5,907	\$0
						Total		\$6,707	\$1
Service Area / Fund	Previous	FY2023	FY2024	FY2025	FY2026	FY2027	FY2028	Total	
State of Good Repair									
Federal	\$482	\$0	\$856	\$3,577	\$800	\$0	\$0	\$5,715	
State	\$258	\$733	\$0	\$0	\$0	\$0	\$0	\$991	
TOTAL	\$740	\$733	\$856	\$3,577	\$800	\$0	\$0	\$6,706	

ROUTE: 0250		PROJECT NAME				PROGRAM/SYSTEM		MPO Area	
UPC:	119643	#SMART22 - US 250 (WEST MAIN STREET) CORRIDOR IMPROVEMENTS				Primary		SAW	
Street Name:	West Main Street					Start (CY)		Budget	Expenditure
Jurisdiction:	Waynesboro					PE	2022	\$726	\$12
Description:	FROM: Waynesboro City Limits TO: Hopeman Pkwy (1.2000 MI)					RW	2025	\$1,516	\$0
Scope:	Reconstruction w/o Added Capacity					CN	2026	\$10,332	\$0
						Total		\$12,575	\$12
Service Area / Fund	Previous	FY2023	FY2024	FY2025	FY2026	FY2027	FY2028	Total	
District Grant Program									
Federal	\$0	\$0	\$0	\$278	\$739	\$1,642	\$0	\$2,659	
State	\$0	\$0	\$1,719	\$974	\$3,199	\$4,025	\$0	\$9,916	
TOTAL	\$0	\$0	\$1,719	\$1,252	\$3,937	\$5,667	\$0	\$12,575	

ROUTE: 0250		PROJECT NAME				PROGRAM/SYSTEM		MPO Area	
UPC:	119651	#SMART22 - RICHMOND ROAD AND CROSSING WAY SHARED USE PATH				Primary		SAW	
Street Name:	Richmond Road					Start (CY)		Budget	Expenditure
Jurisdiction:	Staunton					PE	2021	\$388	\$0
Description:	FROM: Staunton Xing TO: Frontier Drive (0.3800 MI)					RW	2024	\$880	\$0
Scope:	Facilities for Pedestrians and Bicycles					CN	2025	\$2,857	\$0
						Total		\$4,124	\$0
Service Area / Fund	Previous	FY2023	FY2024	FY2025	FY2026	FY2027	FY2028	Total	
High Priority Projects									
Federal	\$502	\$300	\$1,203	\$1,629	\$0	\$0	\$0	\$3,634	
State	\$0	\$490	\$0	\$0	\$0	\$0	\$0	\$490	
TOTAL	\$502	\$790	\$1,203	\$1,629	\$0	\$0	\$0	\$4,124	

ROUTE: 0250		PROJECT NAME				PROGRAM/SYSTEM		MPO Area	
UPC:	119655	#SMART22 - BRITE PEDESTRIAN IMPROVEMENTS				Primary		SAW	
Street Name:	Sangers Lane					Start (CY)		Budget	Expenditure
Jurisdiction:	Augusta County					PE	2021	\$709	\$0
Description:	FROM: Sangers Lane Low Dewitt Blvd TO: Dick Huff Lane (0.1000 MI)					RW	2024	\$501	\$0
Scope:	Other					CN	2025	\$2,947	\$0
						Total		\$4,157	\$0
Service Area / Fund	Previous	FY2023	FY2024	FY2025	FY2026	FY2027	FY2028	Total	
High Priority Projects									
State	\$709	\$0	\$2,448	\$1,000	\$0	\$0	\$0	\$4,157	

ROUTE:	PROJECT NAME (NEW)				PROGRAM/SYSTEM		MPO Area	
0251	#SGR23LP LEXINGTON THORNHILL RD. PRIMARY EXT. PAVE.				Primary		NonMPO	
UPC:	121157							
Street Name:	Thornhill Road				Start (CY)		Budget	Expenditure
Jurisdiction:	Lexington				PE	2023	\$2	\$0
Description:	FROM: 0.62 Mi. W. Int. Rte. 11 TO: Int. Rte. 11 (0.6200 MI)				RW			
Scope:	Restoration and Rehabilitation				CN	2025	\$346	\$0
					Total		\$348	\$0
Service Area / Fund	Previous	FY2023	FY2024	FY2025	FY2026	FY2027	FY2028	Total
State of Good Repair								
State	\$0	\$348	\$0	\$0	\$0	\$0	\$0	\$348

ROUTE:	PROJECT NAME				PROGRAM/SYSTEM		MPO Area	
0253	#SMART22 - PORT REPUBLIC ROAD CORRIDOR IMPROVEMENTS				Primary		Harrisonburg	
UPC:	119652							
Street Name:	Port Republic Road				Start (CY)		Budget	Expenditure
Jurisdiction:	Harrisonburg				PE	2022	\$440	\$0
Description:	FROM: Devon Lane TO: Hunter Road (0.2100 MI)				RW	2024	\$419	\$0
Scope:	Reconstruction w/ Added Capacity				CN	2024	\$3,242	\$0
					Total		\$4,102	\$0
Service Area / Fund	Previous	FY2023	FY2024	FY2025	FY2026	FY2027	FY2028	Total
High Priority Projects								
Federal	\$0	\$400	\$1,000	\$1,400	\$0	\$0	\$0	\$2,800
State	\$440	\$128	\$0	\$0	\$611	\$0	\$0	\$1,179
Other Funds								
Other	\$123	\$0	\$0	\$0	\$0	\$0	\$0	\$123
TOTAL	\$563	\$528	\$1,000	\$1,400	\$611	\$0	\$0	\$4,102

ROUTE:	PROJECT NAME				PROGRAM/SYSTEM		MPO Area	
0253	#SMART22 - PORT REPUBLIC ROAD TURN LANE AND SIDEWALK				Primary		Harrisonburg	
UPC:	119662							
Street Name:	Port Republic Road				Start (CY)		Budget	Expenditure
Jurisdiction:	Harrisonburg				PE	2022	\$334	\$0
Description:	FROM: Bluestone Drive TO: Crawford Ave. (0.1000 MI)				RW	2024	\$255	\$0
Scope:	Reconstruction w/o Added Capacity				CN	2024	\$2,336	\$0
					Total		\$2,925	\$0
Service Area / Fund	Previous	FY2023	FY2024	FY2025	FY2026	FY2027	FY2028	Total
District Grant Program								
Federal	\$0	\$183	\$0	\$0	\$0	\$0	\$0	\$183
State	\$590	\$518	\$1,542	\$0	\$0	\$0	\$0	\$2,650
Other Funds								
Other	\$91	\$0	\$0	\$0	\$0	\$0	\$0	\$91
TOTAL	\$681	\$701	\$1,542	\$0	\$0	\$0	\$0	\$2,925

ROUTE: 0254		PROJECT NAME				PROGRAM/SYSTEM		MPO Area	
UPC:	119658	#SMART22 - HERMITAGE RD. (RT. 254) INTERSECTION IMPROVEMENTS				Primary		SAW	
Street Name:	Hermitage Road					Start (CY)		Budget	Expenditure
Jurisdiction:	Augusta County					PE	2021	\$716	\$0
Description:	FROM: Intersection Improvements TO: At three locations (10.0000 MI)					RW	2024	\$340	\$0
Scope:	Safety					CN	2024	\$1,846	\$0
						Total		\$2,902	\$0
Service Area / Fund	Previous	FY2023	FY2024	FY2025	FY2026	FY2027	FY2028	Total	
District Grant Program									
State	\$720	\$510	\$852	\$820	\$0	\$0	\$0	\$2,902	

ROUTE: 0254		PROJECT NAME (NEW)				PROGRAM/SYSTEM		MPO Area	
UPC:	121201	#SGR23LP STAUNTON NEW HOPE RD. PRIMARY EXT. PAVE.				Primary		SAW	
Street Name:	New Hope Road					Start (CY)		Budget	Expenditure
Jurisdiction:	Staunton					PE	2022	\$1	\$0
Description:	FROM: Int. Rte. 261 TO: 1.0 Mi. E. Int. Rte 261 (1.0000 MI)					RW			
Scope:	Restoration and Rehabilitation					CN	2025	\$218	\$0
						Total		\$219	\$0
Service Area / Fund	Previous	FY2023	FY2024	FY2025	FY2026	FY2027	FY2028	Total	
State of Good Repair									
State	\$0	\$219	\$0	\$0	\$0	\$0	\$0	\$219	

ROUTE: 0256		PROJECT NAME				PROGRAM/SYSTEM		MPO Area	
UPC:	111055	#SMART18 - (St) I-81 EXIT 235 ACCESS IMPROVEMENTS				Primary		SAW	
Street Name:	Weyers Cave Road					Start (CY)		Budget	Expenditure
Jurisdiction:	Augusta County					PE	2017	\$348	\$333
Description:	FROM: Int. Rte. 11 TO: 0.32 Mi. E. Int. Rte. 11 (0.3200 MI)					RW	2020	\$0	\$0
Scope:	Reconstruction w/o Added Capacity					CN	2021	\$1,439	\$0
						Total		\$1,787	\$333
Service Area / Fund	Previous	FY2023	FY2024	FY2025	FY2026	FY2027	FY2028	Total	
District Grant Program									
Federal	\$407	\$0	\$0	\$0	\$0	\$0	\$0	\$407	
State	\$380	\$0	\$0	\$0	\$0	\$0	\$0	\$380	
Specialized State and Federal									
State	\$73	\$0	\$0	\$0	\$0	\$0	\$0	\$73	
Legacy CN Formula									
Federal	\$59	\$0	\$0	\$0	\$0	\$0	\$0	\$59	
Match	\$15	\$0	\$0	\$0	\$0	\$0	\$0	\$15	
State	\$853	\$0	\$0	\$0	\$0	\$0	\$0	\$853	
TOTAL	\$1,787	\$0	\$0	\$0	\$0	\$0	\$0	\$1,787	

ROUTE:	0256	PROJECT NAME	PROGRAM/SYSTEM					MPO Area
UPC:	119660	#SMART22 - WEYERS CAVE ROAD (RT. 256) TURN LANE	Primary					SAW
Street Name:	Weyers Cave Road		Start (CY)		Budget	Expenditure		
Jurisdiction:	Augusta County		PE	2021	\$673	\$10		
Description:	FROM: Intersection of I-81 NB Ramps TO: East intersection of Triangle Drive (0.2200 MI)		RW	2024	\$1,274	\$0		
Scope:	Reconstruction w/ Added Capacity		CN	2025	\$6,562	\$0		
			Total		\$8,509	\$10		
Service Area / Fund	Previous	FY2023	FY2024	FY2025	FY2026	FY2027	FY2028	Total
District Grant Program								
State	\$0	\$0	\$2,227	\$2,087	\$2,006	\$2,189	\$0	\$8,509

ROUTE:	0257	PROJECT NAME	PROGRAM/SYSTEM					MPO Area
UPC:	119648	#SMART22 - MOUNT CRAWFORD PARK AND RIDE LOT IMPROVEMENTS	Transit					Harrisonburg
Street Name:	Friedens Church Road		Start (CY)		Budget	Expenditure		
Jurisdiction:	Rockingham County		PE	2021	\$322	\$0		
Description:	FROM: Park And Ride TO: Lot Improvements (0.0100 MI)		RW	2024	\$169	\$0		
Scope:	Other		CN	2025	\$2,557	\$0		
			Total		\$3,048	\$0		
Service Area / Fund	Previous	FY2023	FY2024	FY2025	FY2026	FY2027	FY2028	Total
High Priority Projects								
Federal	\$197	\$0	\$0	\$0	\$0	\$0	\$0	\$197
State	\$125	\$990	\$1,085	\$650	\$0	\$0	\$0	\$2,851
TOTAL	\$322	\$990	\$1,085	\$650	\$0	\$0	\$0	\$3,048

ROUTE:	0257	PROJECT NAME (NEW)	PROGRAM/SYSTEM					MPO Area
UPC:	121202	#SGR23LP BRIDGEWATER NORTH MAIN ST. PRIMARY EXT. PAVE.	Primary					Harrisonburg
Street Name:	North Main Street		Start (CY)		Budget	Expenditure		
Jurisdiction:	Bridgewater		PE	2023	\$2	\$0		
Description:	FROM: North Main Street TO: North Main Street (0.8460 MI)		RW					
Scope:	Restoration and Rehabilitation		CN	2025	\$204	\$0		
			Total		\$206	\$0		
Service Area / Fund	Previous	FY2023	FY2024	FY2025	FY2026	FY2027	FY2028	Total
State of Good Repair								
State	\$0	\$206	\$0	\$0	\$0	\$0	\$0	\$206

ROUTE:	0259	PROJECT NAME	PROGRAM/SYSTEM					MPO Area
UPC:	113033	#SGR19VB - Replace BR on RT 259 over Linville Cre(STR 15862)	Primary					NonMPO
Street Name:	Lee Street		Start (CY)		Budget	Expenditure		
Jurisdiction:	Broadway		PE	2020	\$375	\$523		
Description:	FROM: 0.005 MI. E. of Intersection w/ Holly Hill Street TO: 0.008 MI. W. Intersection w/ Route 42 (Main Street) (0.1430 MI)		RW	2021	\$557	\$258		
Scope:	Bridge Replacement w/o Added Capacity		CN	2022	\$5,709	\$0		
			Total		\$6,641	\$781		
Service Area / Fund	Previous	FY2023	FY2024	FY2025	FY2026	FY2027	FY2028	Total
State of Good Repair								
Federal	\$1,912	\$3,772	\$508	\$299	\$0	\$0	\$0	\$6,491
State	\$150	\$0	\$0	\$0	\$0	\$0	\$0	\$150
TOTAL	\$2,062	\$3,772	\$508	\$299	\$0	\$0	\$0	\$6,641

ROUTE: 0276		PROJECT NAME				PROGRAM/SYSTEM		MPO Area	
UPC:	116864	ROUTE 276 LEFT TURN LANES @ ROUTE 253				Primary		Harrisonburg	
Street Name:	Cross Keys Road					Start (CY)		Budget	Expenditure
Jurisdiction:	Rockingham County					PE	2024	\$215	\$0
Description:	FROM: South Intersection of Rte. 253 TO: North Intersection of Rte. 253 (0.2000 MI)					RW	2027	\$136	\$0
Scope:	Reconstruction w/ Added Capacity					CN	2027	\$1,148	\$0
						Total		\$1,499	\$0
Service Area / Fund	Previous	FY2023	FY2024	FY2025	FY2026	FY2027	FY2028	Total	
Revenue Sharing									
State	\$107	\$302	\$340	\$0	\$0	\$0	\$0	\$750	
Local	\$107	\$302	\$340	\$0	\$0	\$0	\$0	\$750	
TOTAL	\$215	\$604	\$680	\$0	\$0	\$0	\$0	\$1,499	

ROUTE: 0277		PROJECT NAME				PROGRAM/SYSTEM		MPO Area	
UPC:	18003	#HB2.FY17 RTE 277 - WIDEN TO 5 LANES				Primary		Winchester	
REPORT NOTE: Funded to anticipated expenditures									
Street Name:	Fairfax Pike					Start (CY)		Budget	Expenditure
Jurisdiction:	Frederick County					PE	1997	\$4,525	\$4,525
Description:	FROM: 0.131 MILE WEST ROUTE STICKLEY DRIVE TO: 0.115 MILE EAST OF DOUBLE CHURCH ROAD (0.7371 MI)					RW	2016	\$19,653	\$19,677
Scope:	Reconstruction w/ Added Capacity					CN	2020	\$21,133	\$18,890
						Total		\$45,311	\$43,092
Service Area / Fund	Previous	FY2023	FY2024	FY2025	FY2026	FY2027	FY2028	Total	
High Priority Projects									
Federal	\$2,376	\$0	\$0	\$0	\$0	\$0	\$0	\$2,376	
State	\$2,565	\$0	\$0	\$0	\$0	\$0	\$0	\$2,565	
GARVEE	\$23,535	\$0	\$0	\$0	\$0	\$0	\$0	\$23,535	
District Grant Program									
State	\$1,131	\$0	\$0	\$0	\$0	\$0	\$0	\$1,131	
GARVEE	\$5,600	\$0	\$0	\$0	\$0	\$0	\$0	\$5,600	
Specialized State and Federal									
Federal	\$4,059	\$0	\$0	\$0	\$0	\$0	\$0	\$4,059	
Match	\$76	\$0	\$0	\$0	\$0	\$0	\$0	\$76	
Bond	\$2,281	\$0	\$0	\$0	\$0	\$0	\$0	\$2,281	
Local	\$847	\$0	\$0	\$0	\$0	\$0	\$0	\$847	
Legacy CN Formula									
Federal	\$165	\$0	\$0	\$0	\$0	\$0	\$0	\$165	
Match	\$41	\$0	\$0	\$0	\$0	\$0	\$0	\$41	
State	\$2,635	\$0	\$0	\$0	\$0	\$0	\$0	\$2,635	
TOTAL	\$45,311	\$0	\$0	\$0	\$0	\$0	\$0	\$45,311	

ROUTE: 0277		PROJECT NAME				PROGRAM/SYSTEM		MPO Area	
UPC:	110396	#HB2.FY17 RTE 277 - WIDEN TO 5 LANES GARVEE DEBT SERVICE				Primary		Winchester	
Jurisdiction:	Frederick County								
Description:									
Scope:									
Service Area / Fund	Previous	FY2023	FY2024	FY2025	FY2026	FY2027	FY2028	Total	
Debt Service									
Federal	\$5,702	\$2,123	\$2,375	\$2,376	\$2,377	\$2,376	\$2,376	\$19,706	

ROUTE: 0277		PROJECT NAME				PROGRAM/SYSTEM		MPO Area		
UPC:	111227	#SMART18 - (St) INTERSECTION OF RTE 277 AND WARRIOR DR				Primary		Winchester		
Street Name:	Fairfax Pike							Start (CY)	Budget	Expenditure
Jurisdiction:	Frederick County					PE	2021	\$47	\$0	
Description:	FROM: West Int. Warrior Drive TO: East Int. Warrior Drive (0.1600 MI)				RW	2023	\$193	\$0		
Scope:	Reconstruction w/o Added Capacity				CN	2024	\$236	\$0		
							Total	\$477	\$0	
Service Area / Fund	Previous	FY2023	FY2024	FY2025	FY2026	FY2027	FY2028	Total		
District Grant Program										
Federal	\$147	\$0	\$0	\$0	\$0	\$0	\$0	\$147		
State	\$89	\$240	\$0	\$0	\$0	\$0	\$0	\$330		
TOTAL	\$236	\$240	\$0	\$0	\$0	\$0	\$0	\$477		

ROUTE: 0340		PROJECT NAME				PROGRAM/SYSTEM		MPO Area		
UPC:	115130	#SMART20 Rte. 340/522 Lighting Improvements				Primary		NonMPO		
Street Name:	Winchester Road							Start (CY)	Budget	Expenditure
Jurisdiction:	Warren County					PE	2021	\$514	\$27	
Description:	FROM: 0.06 mile South of Route 637 TO: 0.45 mile North of Route 655 (1.6000 MI)				RW	2026	\$421	\$0		
Scope:	Safety				CN	2027	\$2,214	\$0		
							Total	\$3,150	\$27	
Service Area / Fund	Previous	FY2023	FY2024	FY2025	FY2026	FY2027	FY2028	Total		
District Grant Program										
Federal	\$0	\$0	\$0	\$140	\$193	\$869	\$0	\$1,203		
State	\$516	\$263	\$172	\$179	\$818	\$0	\$0	\$1,947		
TOTAL	\$516	\$263	\$172	\$319	\$1,011	\$869	\$0	\$3,150		

ROUTE: 0340		PROJECT NAME				PROGRAM/SYSTEM		MPO Area		
UPC:	119659	#SMART22 - ROSSER AVENUE (ROUTE 340) CORRIDOR IMPROVEMENTS				Primary		SAW		
Street Name:	Rosser Avenue							Start (CY)	Budget	Expenditure
Jurisdiction:	Waynesboro					PE	2021	\$224	\$1	
Description:	FROM: Ladd Road TO: Tiffany Drive (1.4310 MI)				RW	2025	\$134	\$0		
Scope:	Reconstruction w/ Added Capacity				CN	2026	\$1,201	\$0		
							Total	\$1,559	\$1	
Service Area / Fund	Previous	FY2023	FY2024	FY2025	FY2026	FY2027	FY2028	Total		
High Priority Projects										
Federal	\$300	\$509	\$408	\$342	\$0	\$0	\$0	\$1,559		

ROUTE: 0340		PROJECT NAME				PROGRAM/SYSTEM		MPO Area		
UPC:	119663	#SMART22 - 340/522 CORRIDOR SAFETY IMPROVEMENTS				Primary		NonMPO		
Street Name:	Winchester Road							Start (CY)	Budget	Expenditure
Jurisdiction:	Warren County					PE	2022	\$223	\$0	
Description:	FROM: I-66 TO: Fairground Road (3.3780 MI)				RW	2025	\$1	\$0		
Scope:	Safety				CN	2026	\$1,475	\$0		
							Total	\$1,699	\$0	
Service Area / Fund	Previous	FY2023	FY2024	FY2025	FY2026	FY2027	FY2028	Total		
District Grant Program										
Federal	\$0	\$297	\$0	\$0	\$0	\$470	\$0	\$767		
State	\$182	\$82	\$308	\$0	\$0	\$360	\$0	\$932		
TOTAL	\$182	\$379	\$308	\$0	\$0	\$831	\$0	\$1,699		

ROUTE: 0358	PROJECT NAME		PROGRAM/SYSTEM				MPO Area	
UPC: 111229	#SMART18 - (St) WILSON COMPLEX ROUNDABOUT		Other				SAW	
Street Name:	Woodrow Wilson Drive		Start (CY)		Budget	Expenditure		
Jurisdiction:	Augusta County		PE	2021	\$297	\$0		
Description:	FROM: Roundabout TO: At Int of Hornet and Vo Tech Roads (0.1000 MI)		RW	2023	\$399	\$0		
Scope:	Reconstruction w/ Added Capacity		CN	2024	\$1,032	\$0		
			Total			\$1,727	\$0	
Service Area / Fund	Previous	FY2023	FY2024	FY2025	FY2026	FY2027	FY2028	Total
District Grant Program								
Federal	\$545	\$0	\$0	\$0	\$0	\$0	\$0	\$545
State	\$982	\$0	\$0	\$0	\$0	\$0	\$0	\$982
Legacy CN Formula								
Federal/State	\$200	\$0	\$0	\$0	\$0	\$0	\$0	\$200
TOTAL	\$1,727	\$0	\$0	\$0	\$0	\$0	\$0	\$1,727

ROUTE: 0358	PROJECT NAME		PROGRAM/SYSTEM				MPO Area	
UPC: 115715	#SMART20 WOODROW WILSON COMPLEX SHORT TERM ACCESS		Primary				SAW	
Street Name:	Woodrow Wilson Avenue		Start (CY)		Budget	Expenditure		
Jurisdiction:	Augusta County		PE	2019	\$611	\$207		
Description:	FROM: Rte. 250 intersection TO: Through the Roundabout (0.4800 MI)		RW	2023	\$933	\$0		
Scope:	Reconstruction w/ Added Capacity		CN	2024	\$2,750	\$0		
			Total			\$4,294	\$207	
Service Area / Fund	Previous	FY2023	FY2024	FY2025	FY2026	FY2027	FY2028	Total
District Grant Program								
Federal	\$991	\$0	\$921	\$0	\$0	\$0	\$0	\$1,912
State	\$1,431	\$950	\$0	\$0	\$0	\$0	\$0	\$2,382
TOTAL	\$2,422	\$950	\$921	\$0	\$0	\$0	\$0	\$4,294

ROUTE: 0606	PROJECT NAME		PROGRAM/SYSTEM				MPO Area	
UPC: 109370	#SMART18 - (St) RTE. 606 INTER IMPROVEMENTS AT I-81 EXIT 205		Secondary				NonMPO	
Street Name:	Raphine Rd		Start (CY)		Budget	Expenditure		
Jurisdiction:	Rockbridge County		PE	2017	\$549	\$549		
Description:	FROM: 0.06 Mi. West Int. Southbound Ramp I-81 TO: 0.21 Mi. East Int. Southbound Ramp I-81 (0.1500 MI)		RW	2020	\$97	\$97		
Scope:	Reconstruction w/o Added Capacity		CN	2021	\$1,837	\$1,063		
			Total			\$2,483	\$1,708	
Service Area / Fund	Previous	FY2023	FY2024	FY2025	FY2026	FY2027	FY2028	Total
District Grant Program								
Federal	\$300	\$104	\$0	\$0	\$0	\$0	\$0	\$403
State	\$139	\$0	\$0	\$0	\$0	\$0	\$0	\$139
Specialized State and Federal								
State	\$0	\$0	\$0	\$0	\$0	\$0	\$0	\$0
Legacy CN Formula								
Federal	\$433	\$0	\$0	\$0	\$0	\$0	\$0	\$433
Match	\$108	\$0	\$0	\$0	\$0	\$0	\$0	\$108
State	\$1,398	\$0	\$0	\$0	\$0	\$0	\$0	\$1,398
TOTAL	\$2,379	\$104	\$0	\$0	\$0	\$0	\$0	\$2,483

ROUTE: 0610		PROJECT NAME				PROGRAM/SYSTEM		MPO Area	
UPC:	80272	#HB2.FY17 RTE 610 - RECONSTRUCTION (SR)				Secondary		SAW	
Street Name:	Howardsville Turnpike					Start (CY)	Budget	Expenditure	
Jurisdiction:	Augusta County					PE	2011	\$839	\$839
Description:	FROM: 0.099 Miles South Int. Rte 608 TO: 0.623 Miles South Int. Rte 608 (0.5240 MI)					RW	2015	\$1,131	\$1,131
Scope:	Reconstruction w/o Added Capacity					CN	2017	\$3,782	\$3,783
						Total		\$5,752	\$5,753
Service Area / Fund	Previous	FY2023	FY2024	FY2025	FY2026	FY2027	FY2028	Total	
District Grant Program									
State	\$1,602	\$0	\$0	\$0	\$0	\$0	\$0	\$1,602	
Specialized State and Federal									
State	\$487	\$0	\$0	\$0	\$0	\$0	\$0	\$487	
Local	\$470	\$0	\$0	\$0	\$0	\$0	\$0	\$470	
Legacy CN Formula									
Federal	\$560	\$0	\$0	\$0	\$0	\$0	\$0	\$560	
Match	\$140	\$0	\$0	\$0	\$0	\$0	\$0	\$140	
State	\$1,381	\$0	\$0	\$0	\$0	\$0	\$0	\$1,381	
Revenue Sharing									
State	\$556	\$0	\$0	\$0	\$0	\$0	\$0	\$556	
Local	\$556	\$0	\$0	\$0	\$0	\$0	\$0	\$556	
TOTAL	\$5,752	\$0	\$0	\$0	\$0	\$0	\$0	\$5,752	

ROUTE: 0616		PROJECT NAME				PROGRAM/SYSTEM		MPO Area	
UPC:	80271	#HB2.FY17 RTE 616 - RECONSTRUCTION - DAM TOWN ROAD (MR)				Secondary		NonMPO	
Street Name:	Dam Town Road					Start (CY)	Budget	Expenditure	
Jurisdiction:	Augusta County					PE	2008	\$1,166	\$1,166
Description:	FROM: 0.018 MILE EAST ROUTE 777 TO: 2.134 MILE EAST ROUTE 777 (2.1160 MI)					RW	2016	\$536	\$536
Scope:	Reconstruction w/o Added Capacity					CN	2018	\$1,399	\$1,399
						Total		\$3,101	\$3,101
Service Area / Fund	Previous	FY2023	FY2024	FY2025	FY2026	FY2027	FY2028	Total	
District Grant Program									
State	\$52	\$0	\$0	\$0	\$0	\$0	\$0	\$52	
Specialized State and Federal									
State	\$507	\$0	\$0	\$0	\$0	\$0	\$0	\$507	
Local	\$35	\$0	\$0	\$0	\$0	\$0	\$0	\$35	
Legacy CN Formula									
Federal	\$1,471	\$0	\$0	\$0	\$0	\$0	\$0	\$1,471	
Match	\$368	\$0	\$0	\$0	\$0	\$0	\$0	\$368	
State	\$301	\$0	\$0	\$0	\$0	\$0	\$0	\$301	
Revenue Sharing									
State	\$29	\$0	\$0	\$0	\$0	\$0	\$0	\$29	
Local	\$29	\$0	\$0	\$0	\$0	\$0	\$0	\$29	
TOTAL	\$2,791	\$0	\$0	\$0	\$0	\$0	\$0	\$2,791	

ROUTE: 0624		PROJECT NAME				PROGRAM/SYSTEM		MPO Area	
UPC:	17714	#HB2.FY17 RTE 624 - RECONSTRUCTION				Secondary		NonMPO	
Street Name:	HAPPY CREEK RD					Start (CY)		Budget	Expenditure
Jurisdiction:	Warren County					PE	2013	\$1,187	\$1,187
Description:	FROM: ECL FRONT ROYAL TO: ROUTE 645 (0.9000 MI)					RW	2019	\$373	\$583
Scope:	Reconstruction w/o Added Capacity					CN	2021	\$3,177	\$2,126
						Total		\$4,738	\$3,896
Service Area / Fund	Previous	FY2023	FY2024	FY2025	FY2026	FY2027	FY2028	Total	
District Grant Program									
State	\$4,210	\$0	\$0	\$0	\$0	\$0	\$0	\$4,210	
Specialized State and Federal									
State	\$360	\$0	\$0	\$0	\$0	\$0	\$0	\$360	
Legacy CN Formula									
State	\$168	\$0	\$0	\$0	\$0	\$0	\$0	\$168	
TOTAL	\$4,738	\$0	\$0	\$0	\$0	\$0	\$0	\$4,738	

ROUTE: 0624		PROJECT NAME (NEW)				PROGRAM/SYSTEM		MPO Area	
UPC:	121190	#SGR23VB RTE. 624 BRIDGE AND APPROACHES OVER BACK CREEK				Secondary		NonMPO	
REPORT NOTE: Revised estimate required									
Street Name:	Mt. Torrey Road					Start (CY)		Budget	Expenditure
Jurisdiction:	Augusta County					PE	2025	\$2,456	\$0
Description:	FROM: Bridge And Approaches TO: Over Back Creek (0.2500 MI)					RW	2028	\$200	\$0
Scope:	Bridge Replacement w/o Added Capacity					CN	2029	\$15,860	\$0
						Total		\$18,516	\$0
Service Area / Fund	Previous	FY2023	FY2024	FY2025	FY2026	FY2027	FY2028	Total	
State of Good Repair									
Federal	\$0	\$0	\$1,598	\$1,445	\$1,123	\$2,055	\$8,088	\$14,308	
State	\$0	\$1,989	\$0	\$0	\$1,062	\$0	\$1,157	\$4,208	
TOTAL	\$0	\$1,989	\$1,598	\$1,445	\$2,184	\$2,055	\$9,245	\$18,516	

ROUTE: 0629		PROJECT NAME				PROGRAM/SYSTEM		MPO Area	
UPC:	115716	#SMART20 ORANDA ROAD PARK AND RIDE EXPANSION				Secondary		NonMPO	
Street Name:	Oranda Road					Start (CY)		Budget	Expenditure
Jurisdiction:	Shenandoah County					PE	2019	\$300	\$166
Description:	FROM: Intersection Route 11 TO: 0.10 Mi. N. Intersection Route 11 (0.1000 MI)					RW	2023	\$326	\$0
Scope:	Reconstruction w/ Added Capacity					CN	2024	\$1,928	\$0
						Total		\$2,554	\$166
Service Area / Fund	Previous	FY2023	FY2024	FY2025	FY2026	FY2027	FY2028	Total	
High Priority Projects									
Federal	\$0	\$0	\$397	\$1,285	\$0	\$0	\$0	\$1,682	
State	\$300	\$325	\$0	\$0	\$0	\$0	\$0	\$625	
District Grant Program									
State	\$247	\$0	\$0	\$0	\$0	\$0	\$0	\$247	
TOTAL	\$547	\$325	\$397	\$1,285	\$0	\$0	\$0	\$2,554	

ROUTE: 0631	PROJECT NAME		PROGRAM/SYSTEM				MPO Area	
UPC: 113063	Rt.631-Install Flashing Lights and Gates		Rail				Winchester	
Street Name:	631 / Marlboro Rd.		Start (CY)		Budget	Expenditure		
Jurisdiction:	Frederick County		PE	2023	\$0	\$0		
Description:	FROM: 18 Ft. E Of Rabbit Ln. TO: at CSXRR Crossing #139462A		RW					
Scope:	Rail/Highway Crossing		CN	2024	\$310	\$0		
			Total		\$310	\$0		
Service Area / Fund	Previous	FY2023	FY2024	FY2025	FY2026	FY2027	FY2028	Total
Specialized State and Federal								
Federal	\$0	\$0	\$310	\$0	\$0	\$0	\$0	\$310

ROUTE: 0638	PROJECT NAME		PROGRAM/SYSTEM				MPO Area	
UPC: 113062	Rt.638-Upgrade Existing Flashing Lights and Gates		Rail				Winchester	
Street Name:	638 / Vauclose Rd.		Start (CY)		Budget	Expenditure		
Jurisdiction:	Frederick County		PE	2023	\$0	\$0		
Description:	FROM: .10 Mi. W of Rt.11 TO: at CSXRR Crossing #139465A		RW					
Scope:	Rail/Highway Crossing		CN	2024	\$310	\$0		
			Total		\$310	\$0		
Service Area / Fund	Previous	FY2023	FY2024	FY2025	FY2026	FY2027	FY2028	Total
Specialized State and Federal								
Federal	\$93	\$0	\$217	\$0	\$0	\$0	\$0	\$310

ROUTE: 0649	PROJECT NAME		PROGRAM/SYSTEM				MPO Area	
UPC: 113064	Rt.649-Install Flashing Lights and Gates w Interconnection		Rail				NonMPO	
Street Name:	649 / Stover Dr.		Start (CY)		Budget	Expenditure		
Jurisdiction:	Rockingham County		PE	2023	\$0	\$0		
Description:	FROM: 68 Ft N of Rt.33 TO: At NSRR Crossing #842180A		RW					
Scope:	Rail/Highway Crossing		CN	2024	\$310	\$0		
			Total		\$310	\$0		
Service Area / Fund	Previous	FY2023	FY2024	FY2025	FY2026	FY2027	FY2028	Total
Specialized State and Federal								
Federal	\$0	\$0	\$310	\$0	\$0	\$0	\$0	\$310

ROUTE: 0657	PROJECT NAME		PROGRAM/SYSTEM				MPO Area	
UPC: 113895	Abrams Creek Trail - Frederick County		Enhancement				Winchester	
Jurisdiction:	Frederick County		Start (CY)		Budget	Expenditure		
Description:	FROM: Senseny Road TO: Woodstock Lane (1.0000 MI)		PE	2021	\$101	\$46		
Scope:	Facilities for Pedestrians and Bicycles		RW	2023	\$1	\$0		
			CN	2024	\$989	\$0		
			Total		\$1,090	\$46		
Service Area / Fund	Previous	FY2023	FY2024	FY2025	FY2026	FY2027	FY2028	Total
VA Safety Funds								
Federal	\$0	\$356	\$0	\$633	\$0	\$0	\$0	\$989
Specialized State and Federal								
Federal	\$101	\$0	\$0	\$0	\$0	\$0	\$0	\$101
TOTAL	\$101	\$356	\$0	\$633	\$0	\$0	\$0	\$1,090

ROUTE: 0658		PROJECT NAME				PROGRAM/SYSTEM		MPO Area	
UPC: 112945		Rt. 658/Rockland Rd. NS Railway Bridge - Warren County				Secondary		NonMPO	
REPORT NOTE: Balance provided by Port Authority.									
Street Name: Rockland Road						Start (CY)		Budget	Expenditure
Jurisdiction: Warren County						PE	2019	\$1,940	\$895
Description: FROM: 0.271 miles west of Rte. 705 TO: 0.053 mile east of Rte. 705 (0.3240 MI)						RW	2022	\$3,492	\$0
Scope: Bridge, New Construction						CN	2023	\$21,940	\$0
						Total		\$27,372	\$895
Service Area / Fund	Previous	FY2023	FY2024	FY2025	FY2026	FY2027	FY2028	Total	
Specialized State and Federal									
Bond	\$9,800	\$0	\$0	\$0	\$0	\$0	\$0	\$9,800	
Revenue Sharing									
State	\$124	\$231	\$0	\$0	\$0	\$0	\$0	\$355	
Local	\$124	\$231	\$0	\$0	\$0	\$0	\$0	\$355	
Other Funds									
Other	\$15,500	\$0	\$0	\$0	\$0	\$0	\$0	\$15,500	
TOTAL	\$25,547	\$463	\$0	\$0	\$0	\$0	\$0	\$26,010	

ROUTE: 0661		PROJECT NAME				PROGRAM/SYSTEM		MPO Area	
UPC: 101435		Relocate Rt.661 Red Bud Road				Secondary		Winchester	
Street Name: Red Bud Road						Start (CY)		Budget	Expenditure
Jurisdiction: Frederick County						PE	2015	\$843	\$169
Description: FROM: .47mi. S. Rt.11 TO: Intersection Snowden Bridge Blvd. (0.5000 MI)						RW	2020	\$499	\$0
Scope: New Construction Roadway						CN	2022	\$4,646	\$0
						Total		\$5,988	\$169
Service Area / Fund	Previous	FY2023	FY2024	FY2025	FY2026	FY2027	FY2028	Total	
District Grant Program									
Unpaved	\$0	\$0	\$0	\$0	\$0	\$153	\$0	\$153	
Specialized State and Federal									
State	\$1,324	\$5	\$0	\$0	\$0	\$0	\$0	\$1,329	
Legacy CN Formula									
State	\$518	\$0	\$0	\$0	\$0	\$0	\$0	\$518	
Revenue Sharing									
State	\$0	\$0	\$1,787	\$0	\$0	\$0	\$0	\$1,787	
Local	\$0	\$0	\$1,787	\$0	\$0	\$0	\$0	\$1,787	
TOTAL	\$1,842	\$5	\$3,573	\$0	\$0	\$153	\$0	\$5,573	

ROUTE: 0661		PROJECT NAME				PROGRAM/SYSTEM		MPO Area	
UPC: 110986		Rt.661-Install New Control House &Track Redundant Detector				Rail		Winchester	
Street Name: Welltown Rd						Start (CY)		Budget	Expenditure
Jurisdiction: Frederick County						PE	2022	\$62	\$1
Description: FROM: .20 Mi. Northwest of Rt.11 TO: at WW RR Crossing 517975W						RW			
Scope: Rail/Highway Crossing						CN	2022	\$144	\$0
						Total		\$206	\$1
Service Area / Fund	Previous	FY2023	FY2024	FY2025	FY2026	FY2027	FY2028	Total	
Specialized State and Federal									
Federal	\$56	\$144	\$0	\$0	\$0	\$0	\$0	\$200	
Match	\$6	\$0	\$0	\$0	\$0	\$0	\$0	\$6	
TOTAL	\$62	\$144	\$0	\$0	\$0	\$0	\$0	\$206	

ROUTE: 0664	PROJECT NAME		PROGRAM/SYSTEM				MPO Area	
UPC: 114900	Rt.664- Upgrade to Flashing Lightsand Gates		Rail				Winchester	
Street Name:	Rt. 664 / Stephenson Rd.		Start (CY)		Budget	Expenditure		
Jurisdiction:	Frederick County		PE	2024	\$25	\$0		
Description:	FROM: .13 Mi. East of Rt. 11 TO: at CSXRR Crossing DOT #139435H		RW					
Scope:	Rail/Highway Crossing		CN	2025	\$400	\$0		
			Total		\$425	\$0		
Service Area / Fund	Previous	FY2023	FY2024	FY2025	FY2026	FY2027	FY2028	Total
Specialized State and Federal								
Federal	\$0	\$0	\$425	\$0	\$0	\$0	\$0	\$425

ROUTE: 0672	PROJECT NAME		PROGRAM/SYSTEM				MPO Area	
UPC: 110985	Rt.672-Upgrade Cabinet, Circuitry and Raise Cantilever		Rail				Winchester	
Street Name:	Brucetown Rd		Start (CY)		Budget	Expenditure		
Jurisdiction:	Frederick County		PE	2022	\$30	\$1		
Description:	FROM: .45 Mi. East of Rt.11 TO: at WW RR Crossing 517963C		RW					
Scope:	Rail/Highway Crossing		CN	2022	\$70	\$0		
			Total		\$100	\$1		
Service Area / Fund	Previous	FY2023	FY2024	FY2025	FY2026	FY2027	FY2028	Total
Specialized State and Federal								
Federal	\$27	\$70	\$0	\$0	\$0	\$0	\$0	\$97
Match	\$3	\$0	\$0	\$0	\$0	\$0	\$0	\$3
TOTAL	\$30	\$70	\$0	\$0	\$0	\$0	\$0	\$100

ROUTE: 0672	PROJECT NAME		PROGRAM/SYSTEM				MPO Area	
UPC: 110988	Rt.672-Realign curve, Raise road & Install Concrete Surface		Rail				Winchester	
Street Name:	Brucetown Rd		Start (CY)		Budget	Expenditure		
Jurisdiction:	Frederick County		PE	2022	\$78	\$1		
Description:	FROM: .45 Mi. East of Rt.11 TO: at WW RR Crossing 517963C		RW					
Scope:	Rail/Highway Crossing		CN	2022	\$182	\$0		
			Total		\$260	\$1		
Service Area / Fund	Previous	FY2023	FY2024	FY2025	FY2026	FY2027	FY2028	Total
Specialized State and Federal								
Federal	\$78	\$182	\$0	\$0	\$0	\$0	\$0	\$260

ROUTE: 0682	PROJECT NAME		PROGRAM/SYSTEM				MPO Area	
UPC: 111052	#SMART18 - (St) RTE 682 FRIEDENS CHURCH RD INTERSECTION		Secondary				Harrisonburg	
Street Name:	Friedens Church Road		Start (CY)		Budget	Expenditure		
Jurisdiction:	Rockingham County		PE	2017	\$400	\$299		
Description:	FROM: 0.09 Mi. W. Int. Rte. 988 TO: 0.08 Mi. E. Int. Rte. 988 (0.1700 MI)		RW	2020	\$486	\$163		
Scope:	Reconstruction w/o Added Capacity		CN	2022	\$954	\$0		
			Total		\$1,840	\$461		
Service Area / Fund	Previous	FY2023	FY2024	FY2025	FY2026	FY2027	FY2028	Total
District Grant Program								
State	\$1,116	\$0	\$0	\$0	\$0	\$0	\$0	\$1,116
Legacy CN Formula								
Federal	\$400	\$0	\$0	\$0	\$0	\$0	\$0	\$400
Match	\$100	\$0	\$0	\$0	\$0	\$0	\$0	\$100
TOTAL	\$1,616	\$0	\$0	\$0	\$0	\$0	\$0	\$1,616

ROUTE: 0693	PROJECT NAME		PROGRAM/SYSTEM				MPO Area	
UPC: 112959	Youngs Drive, Phase II Rural Addition - Warren County		Secondary				NonMPO	
Street Name:	Youngs Drive		Start (CY)		Budget	Expenditure		
Jurisdiction:	Warren County		PE	2020	\$20	\$2		
Description:	FROM: Farm View Rd. TO: .47 MI S. Farm View Rd (0.4700 MI)		RW					
Scope:	Reconstruction w/o Added Capacity		CN	2022	\$465	\$0		
			Total		\$485	\$2		
Service Area / Fund	Previous	FY2023	FY2024	FY2025	FY2026	FY2027	FY2028	Total
Revenue Sharing								
State	\$131	\$111	\$0	\$0	\$0	\$0	\$0	\$243
Local	\$131	\$111	\$0	\$0	\$0	\$0	\$0	\$243
TOTAL	\$263	\$223	\$0	\$0	\$0	\$0	\$0	\$485

ROUTE: 0700	PROJECT NAME		PROGRAM/SYSTEM				MPO Area	
UPC: 113896	Gen-Oak Connector - Bridgewater		Enhancement				Harrisonburg	
Jurisdiction:	Bridgewater		Start (CY)		Budget	Expenditure		
Description:	FROM: North Liberty Street TO: Naomi Lane (0.3000 MI)		PE	2019	\$51	\$51		
Scope:	Facilities for Pedestrians and Bicycles		RW		\$0	\$0		
			CN	2023	\$226	\$0		
			Total		\$277	\$51		
Service Area / Fund	Previous	FY2023	FY2024	FY2025	FY2026	FY2027	FY2028	Total
VA Safety Funds								
Federal	\$141	\$22	\$0	\$0	\$0	\$0	\$0	\$163
Specialized State and Federal								
Federal	\$114	\$0	\$0	\$0	\$0	\$0	\$0	\$114
TOTAL	\$255	\$22	\$0	\$0	\$0	\$0	\$0	\$277

ROUTE: 0707	PROJECT NAME (NEW)		PROGRAM/SYSTEM				MPO Area	
UPC: 121162	#SGR23VB RTE. 707 BRIDGE OVER N. FORK SHENANDOAH RVR (17254)		Secondary				NonMPO	
REPORT NOTE: Revised estimate required								
Street Name:	Red Banks Road		Start (CY)		Budget	Expenditure		
Jurisdiction:	Shenandoah County		PE	2022	\$118	\$0		
Description:	FROM: Bridge and Approaches TO: Over N. Fork Shenandoah River (0.2500 MI)		RW		\$250	\$0		
Scope:	Bridge Replacement w/o Added Capacity		CN	2025	\$5,575	\$0		
			Total		\$5,943	\$0		
Service Area / Fund	Previous	FY2023	FY2024	FY2025	FY2026	FY2027	FY2028	Total
State of Good Repair								
Federal	\$0	\$0	\$402	\$207	\$0	\$2,600	\$0	\$3,209
State	\$907	\$550	\$129	\$275	\$2,825	\$0	\$0	\$4,686
TOTAL	\$907	\$550	\$531	\$482	\$2,825	\$2,600	\$0	\$7,895

ROUTE: 0709	PROJECT NAME				PROGRAM/SYSTEM		MPO Area		
UPC: 112946	Old Oak Ln., Phase V Rural Addition - Warren County				Secondary		NonMPO		
Street Name:	Old Oak Lane						Start (CY)	Budget	Expenditure
Jurisdiction:	Warren County				PE	2020	\$36	\$4	
Description:	FROM: Western Lane TO: Old Oregon Road (0.5800 MI)				RW				
Scope:	Reconstruction w/o Added Capacity				CN	2021	\$1,069	\$0	
					Total		\$1,105	\$4	
Service Area / Fund	Previous	FY2023	FY2024	FY2025	FY2026	FY2027	FY2028	Total	
Revenue Sharing									
State	\$306	\$246	\$0	\$0	\$0	\$0	\$0	\$553	
Local	\$306	\$246	\$0	\$0	\$0	\$0	\$0	\$553	
TOTAL	\$613	\$492	\$0	\$0	\$0	\$0	\$0	\$1,105	

ROUTE: 0720	PROJECT NAME				PROGRAM/SYSTEM		MPO Area		
UPC: 119653	#SMART22 - SMITHLAND ROAD SHOULDER WIDENING				Secondary		Harrisonburg		
Street Name:	Smithland Road						Start (CY)	Budget	Expenditure
Jurisdiction:	Rockingham County				PE	2021	\$328	\$0	
Description:	FROM: Harrisonburg City Limits TO: Route 11 (0.6410 MI)				RW	2024	\$997	\$0	
Scope:	Reconstruction w/ Added Capacity				CN	2025	\$2,231	\$0	
					Total		\$3,556	\$0	
Service Area / Fund	Previous	FY2023	FY2024	FY2025	FY2026	FY2027	FY2028	Total	
District Grant Program									
Federal	\$330	\$0	\$0	\$1,250	\$0	\$0	\$0	\$1,580	
State	\$0	\$654	\$0	\$205	\$1,118	\$0	\$0	\$1,976	
TOTAL	\$330	\$654	\$0	\$1,455	\$1,118	\$0	\$0	\$3,556	

ROUTE: 0778	PROJECT NAME				PROGRAM/SYSTEM		MPO Area		
UPC: 117024	#SGR22VB ROUTE 778 BRIDGE AND APPROACHES				Secondary		NonMPO		
Street Name:	Knightly Mill Road						Start (CY)	Budget	Expenditure
Jurisdiction:	Augusta County				PE	2021	\$619	\$5	
Description:	FROM: Bridge and Approaches TO: Over Middle River (0.1500 MI)				RW	2026	\$73	\$0	
Scope:	Bridge Replacement w/o Added Capacity				CN	2027	\$3,878	\$0	
					Total		\$4,570	\$5	
Service Area / Fund	Previous	FY2023	FY2024	FY2025	FY2026	FY2027	FY2028	Total	
State of Good Repair									
Federal	\$619	\$0	\$450	\$435	\$497	\$1,335	\$0	\$3,336	
State	\$148	\$400	\$332	\$354	\$0	\$0	\$0	\$1,234	
TOTAL	\$767	\$400	\$782	\$789	\$497	\$1,335	\$0	\$4,570	

ROUTE: 0820	PROJECT NAME (NEW)				PROGRAM/SYSTEM		MPO Area		
UPC: T26771	#BF - Staunton YR3 Adjacent Slab Preservation				Secondary		NonMPO		
Jurisdiction:	Rockingham County						Start (CY)	Budget	Expenditure
Description:	FROM: Slabs Adjacent TO: To Structures				PE				
Scope:	Bridge Rehab w/o Added Capacity				RW				
					CN	2024	\$1,724	\$0	
					Total		\$1,724	\$0	
Service Area / Fund	Previous	FY2023	FY2024	FY2025	FY2026	FY2027	FY2028	Total	
Specialized State and Federal									
Federal	\$0	\$0	\$897	\$828	\$0	\$0	\$0	\$1,724	

ROUTE: 0847	PROJECT NAME (NEW)				PROGRAM/SYSTEM		MPO Area			
UPC: 121197	ROUTE 847 RAWLEY SPRINGS ROAD IMPROVEMENTS				Secondary		NonMPO			
Jurisdiction:	Rockingham County						Start (CY)	Budget	Expenditure	
Description:	FROM: 0.15 Mi. N. Int. Rte. 33 TO: 0.23 Mi. N. Int. Rte. 33						PE	2026	\$6	\$0
Scope:	Reconstruction w/o Added Capacity						RW	2028	\$7	\$0
							CN	2029	\$156	\$0
							Total		\$169	\$0
Service Area / Fund	Previous	FY2023	FY2024	FY2025	FY2026	FY2027	FY2028	Total		
Revenue Sharing										
State	\$0	\$85	\$0	\$0	\$0	\$0	\$0	\$85		
Local	\$0	\$85	\$0	\$0	\$0	\$0	\$0	\$85		
TOTAL	\$0	\$169	\$0	\$0	\$0	\$0	\$0	\$169		

ROUTE: 0848	PROJECT NAME				PROGRAM/SYSTEM		MPO Area			
UPC: 112944	Borden Mowery Drive Phase III - Strasburg				Secondary		NonMPO			
REPORT NOTE: Revised estimate and/or schedule required										
Street Name:	Borden Mowery Drive						Start (CY)	Budget	Expenditure	
Jurisdiction:	Strasburg						PE	2019	\$251	\$137
Description:	FROM: End of Borden Mowery Drive TO: Radio Station Road (0.5500 MI)						RW	2020	\$783	\$7
Scope:	New Construction Roadway						CN	2022	\$1,750	\$0
							Total		\$2,784	\$144
Service Area / Fund	Previous	FY2023	FY2024	FY2025	FY2026	FY2027	FY2028	Total		
Revenue Sharing										
State	\$1,191	\$7	\$0	\$0	\$0	\$0	\$0	\$1,198		
Local	\$1,191	\$7	\$0	\$0	\$0	\$0	\$0	\$1,198		
TOTAL	\$2,382	\$14	\$0	\$0	\$0	\$0	\$0	\$2,396		

ROUTE: 0873	PROJECT NAME				PROGRAM/SYSTEM		MPO Area			
UPC: 113943	Renaissance Drive Phase II				Secondary		NonMPO			
REPORT NOTE: Revised estimate and/or schedule required										
Street Name:	Renaissance Dr.						Start (CY)	Budget	Expenditure	
Jurisdiction:	Frederick County						PE	2019	\$546	\$354
Description:	FROM: Ex. Renaissance Drive TO: Shady Elm Drive (0.4998 MI)						RW	2020	\$38	\$11
Scope:	New Construction Roadway						CN	2022	\$3,633	\$0
							Total		\$4,217	\$365
Service Area / Fund	Previous	FY2023	FY2024	FY2025	FY2026	FY2027	FY2028	Total		
Revenue Sharing										
State	\$1,087	\$425	\$513	\$0	\$0	\$0	\$0	\$2,024		
Local	\$1,087	\$425	\$513	\$0	\$0	\$0	\$0	\$2,024		
Other Funds										
Other	\$1,193	\$0	\$0	\$0	\$0	\$0	\$0	\$1,193		
TOTAL	\$3,367	\$850	\$1,025	\$0	\$0	\$0	\$0	\$5,242		

ROUTE: 0901		PROJECT NAME				PROGRAM/SYSTEM		MPO Area	
UPC:	111058	#SMART18 - (ST) MILL PLACE PARKWAY IMPROVEMENTS				Secondary		SAW	
Street Name:	Mill Place Parkway					Start (CY)	Budget	Expenditure	
Jurisdiction:	Augusta County					PE	2018	\$222	\$270
Description:	FROM: 0.112 Mi. S. Int. Rte. 612 TO: Int. Rte. 612 (0.1120 MI)					RW	2021	\$337	\$0
Scope:	Reconstruction w/ Added Capacity					CN	2022	\$1,230	\$0
						Total		\$1,789	\$270
Service Area / Fund	Previous	FY2023	FY2024	FY2025	FY2026	FY2027	FY2028	Total	
District Grant Program									
State	\$700	\$489	\$0	\$0	\$0	\$0	\$0	\$0	\$1,189
Legacy CN Formula									
State	\$600	\$0	\$0	\$0	\$0	\$0	\$0	\$0	\$600
TOTAL	\$1,300	\$489	\$0	\$0	\$0	\$0	\$0	\$0	\$1,789

ROUTE: 4119		PROJECT NAME				PROGRAM/SYSTEM		MPO Area	
UPC:	108873	Bike Ped Improvement on Garbers Church Rd w/ Park Connection				Urban		Harrisonburg	
Street Name:	Garbers Church Rd					Start (CY)	Budget	Expenditure	
Jurisdiction:	Harrisonburg					PE	2016	\$847	\$458
Description:	FROM: Intersection of Erickson Ave TO: Intersection of Wyndham Drive (1.5200 MI)					RW	2019	\$320	\$164
Scope:	Facilities for Pedestrians and Bicycles					CN	2020	\$2,457	\$901
						Total		\$3,624	\$1,524
Service Area / Fund	Previous	FY2023	FY2024	FY2025	FY2026	FY2027	FY2028	Total	
Revenue Sharing									
State	\$1,984	\$986	\$0	\$0	\$0	\$0	\$0	\$0	\$2,971
Local	\$1,984	\$986	\$0	\$0	\$0	\$0	\$0	\$0	\$2,971
TOTAL	\$3,969	\$1,972	\$0	\$0	\$0	\$0	\$0	\$0	\$5,941

ROUTE: 9563		PROJECT NAME				PROGRAM/SYSTEM		MPO Area	
UPC:	113060	Rt.9563-Upg.Flashing Lights&Gates and Widen Crossing				Rail		NonMPO	
Street Name:	9563 / Blazer Dr.					Start (CY)	Budget	Expenditure	
Jurisdiction:	Rockingham County					PE	2023	\$0	\$0
Description:	FROM: 91 Ft. N Of Rt.33 TO: at NSRR Crossing#869902H					RW			
Scope:	Rail/Highway Crossing					CN	2024	\$400	\$0
						Total		\$400	\$0
Service Area / Fund	Previous	FY2023	FY2024	FY2025	FY2026	FY2027	FY2028	Total	
Specialized State and Federal									
Federal	\$120	\$0	\$280	\$0	\$0	\$0	\$0	\$0	\$400

ROUTE: 9999		PROJECT NAME				PROGRAM/SYSTEM		MPO Area	
UPC:	T27055	#BF Staunton Districtwide Locality Off-system Culvert Rehab				Other		NonMPO	
Jurisdiction:	Staunton District-wide					Start (CY)	Budget	Expenditure	
Description:	FROM: Districtwide TO: Districtwide					PE	2022	\$181	\$0
Scope:	Bridge Rehab w/o Added Capacity					RW			
						CN	2025	\$2,854	\$0
						Total		\$3,035	\$0
Service Area / Fund	Previous	FY2023	FY2024	FY2025	FY2026	FY2027	FY2028	Total	
Specialized State and Federal									
Federal	\$0	\$0	\$3,035	\$0	\$0	\$0	\$0	\$0	\$3,035

ROUTE: 9999	PROJECT NAME		PROGRAM/SYSTEM				MPO Area	
UPC: T27054	#BF Preservation and Repair of Hawthorne Street over CSX		Urban				NonMPO	
Street Name:	E Hawthorne Street		Start (CY)		Budget	Expenditure		
Jurisdiction:	Covington		PE	2023	\$95	\$0		
Description:	FROM: Int of N. Courte Ave TO: Int of S. Lawn Ave (0.0200 MI)		RW	2025	\$5	\$0		
Scope:	Bridge Rehab w/o Added Capacity		CN	2025	\$350	\$0		
			Total			\$450	\$0	
Service Area / Fund	Previous	FY2023	FY2024	FY2025	FY2026	FY2027	FY2028	Total
Specialized State and Federal								
Federal	\$0	\$400	\$50	\$0	\$0	\$0	\$0	\$450

ROUTE: 9999	PROJECT NAME (NEW)		PROGRAM/SYSTEM				MPO Area	
UPC: T26775	#BF - Staunton YR5 SUPERSTRUCTURE PRESERVATION ON-CALL		Other				NonMPO	
Jurisdiction:	Staunton District-wide							
Description:	FROM: Various Locations TO: In the Staunton District							
Scope:	Bridge Rehab w/o Added Capacity							
Service Area / Fund	Previous	FY2023	FY2024	FY2025	FY2026	FY2027	FY2028	Total
Specialized State and Federal								
Federal	\$0	\$0	\$0	\$0	\$2,049	\$0	\$0	\$2,049

ROUTE: 9999	PROJECT NAME (NEW)		PROGRAM/SYSTEM				MPO Area	
UPC: T26762	#BF - Staunton YR2 SUBSTRUCTURE PRESERVATION ON-CALL		Other				NonMPO	
Street Name:	Various							
Jurisdiction:	Staunton District-wide							
Description:	FROM: Various TO: Various							
Scope:	Bridge Replacement w/o Added Capacity							
Service Area / Fund	Previous	FY2023	FY2024	FY2025	FY2026	FY2027	FY2028	Total
Specialized State and Federal								
Federal	\$0	\$1,507	\$501	\$382	\$0	\$0	\$0	\$2,390

ROUTE: 9999	PROJECT NAME (NEW)		PROGRAM/SYSTEM				MPO Area	
UPC: T26761	#BF - Staunton YR2 SUPERSTRUCTURE PRESERVATION ON-CALL		Other				NonMPO	
Street Name:	Various							
Jurisdiction:	Staunton District-wide							
Description:	FROM: Various TO: Various							
Scope:	Bridge Replacement w/o Added Capacity							
Service Area / Fund	Previous	FY2023	FY2024	FY2025	FY2026	FY2027	FY2028	Total
Specialized State and Federal								
Federal	\$0	\$7,358	\$1,050	\$0	\$0	\$0	\$0	\$8,408

ROUTE: 9999	PROJECT NAME		PROGRAM/SYSTEM				MPO Area	
UPC: T21768	STAUNTON DGP DEALLOCATION BALANCE ENTRY		Other				NonMPO	
Jurisdiction: Staunton District-wide								
Description:								
Scope:								
Service Area / Fund	Previous	FY2023	FY2024	FY2025	FY2026	FY2027	FY2028	Total
District Grant Program								
Federal	\$89	\$0	\$0	\$0	\$0	\$1,291	\$0	\$1,380
State	\$1,875	\$0	\$0	\$0	\$0	\$61	\$0	\$1,936
TOTAL	\$1,964	\$0	\$0	\$0	\$0	\$1,351	\$0	\$3,316

ROUTE: 9999	PROJECT NAME		PROGRAM/SYSTEM				MPO Area	
UPC: T15991	#HB2.FY17 HIGHWAY CONST DISTRICT GRANT PRGM - STAUNTON		Other				NonMPO	
Jurisdiction: Staunton District-wide								
Description:								
Scope:								
Service Area / Fund	Previous	FY2023	FY2024	FY2025	FY2026	FY2027	FY2028	Total
District Grant Program								
Federal	\$41	\$0	\$0	\$0	\$0	\$0	\$13,000	\$13,041
State	\$226	\$0	\$0	\$4,031	\$4,061	\$4,118	\$6,030	\$18,466
TOTAL	\$267	\$0	\$0	\$4,031	\$4,061	\$4,118	\$19,030	\$31,508

ROUTE: 9999	PROJECT NAME		PROGRAM/SYSTEM				MPO Area	
UPC: T13915	#SGR Staunton - VDOT SGR Bridge - Balance Entry		Other				NonMPO	
Jurisdiction: Staunton District-wide								
Description: FROM: various TO: various								
Scope: Other								
Service Area / Fund	Previous	FY2023	FY2024	FY2025	FY2026	FY2027	FY2028	Total
State of Good Repair								
Federal	\$2,043	\$0	\$0	\$0	\$950	\$0	\$1,741	\$4,734
State	\$4,243	\$0	\$0	\$0	\$0	\$0	\$7,425	\$11,668
TOTAL	\$6,287	\$0	\$0	\$0	\$950	\$0	\$9,166	\$16,402

ROUTE: 9999	PROJECT NAME				PROGRAM/SYSTEM		MPO Area	
UPC: T13514	#SGR Staunton - VDOT SGR Paving - Balance Entry				Other		NonMPO	
Jurisdiction:	Staunton District-wide							
Description:	FROM: various TO: various							
Scope:	Other							
Service Area / Fund	Previous	FY2023	FY2024	FY2025	FY2026	FY2027	FY2028	Total
State of Good Repair								
Federal	\$0	\$0	\$0	\$0	\$7,000	\$7,000	\$0	\$14,000
State	\$4,114	\$322	\$11,230	\$12,197	\$5,101	\$4,926	\$11,941	\$49,831
Legacy CN Formula								
State	\$0	\$0	\$0	\$0	\$0	\$0	\$0	\$0
TOTAL	\$4,114	\$322	\$11,230	\$12,197	\$12,101	\$11,926	\$11,941	\$63,831

ROUTE: 9999	PROJECT NAME				PROGRAM/SYSTEM		MPO Area	
UPC: T9664	#SGR Staunton - Local SGR Bridge - Balance Entry				Other		NonMPO	
Jurisdiction:	Staunton District-wide							
Description:								
Scope:								
Service Area / Fund	Previous	FY2023	FY2024	FY2025	FY2026	FY2027	FY2028	Total
State of Good Repair								
State	\$337	\$1,913	\$0	\$395	\$0	\$0	\$1,984	\$4,630

ROUTE: 9999	PROJECT NAME				PROGRAM/SYSTEM		MPO Area	
UPC: T9663	#SGR Staunton - Local SGR Paving - Balance Entry				Other		NonMPO	
Jurisdiction:	Staunton District-wide							
Description:								
Scope:								
Service Area / Fund	Previous	FY2023	FY2024	FY2025	FY2026	FY2027	FY2028	Total
State of Good Repair								
State	\$131	\$0	\$2,036	\$2,439	\$2,420	\$2,385	\$2,388	\$11,800

ROUTE: 9999	PROJECT NAME		PROGRAM/SYSTEM				MPO Area	
UPC: 88300	#SMART18 - (St) Luray Intersection Improvements		Urban				NonMPO	
Street Name:	Northcott Drive				Start (CY)	Budget	Expenditure	
Jurisdiction:	Luray		PE	2009		\$575	\$557	
Description:	FROM: Int Route 340/211 TO: 0.179 Mi East of Int Rte 340/211 (0.1790 MI)		RW	2019		\$280	\$278	
Scope:	Reconstruction w/o Added Capacity		CN	2021		\$2,017	\$290	
			Total			\$2,872	\$1,125	
Service Area / Fund	Previous	FY2023	FY2024	FY2025	FY2026	FY2027	FY2028	Total
District Grant Program								
State	\$1,339	\$0	\$0	\$0	\$0	\$0	\$0	\$1,339
Specialized State and Federal								
Match	\$19	\$0	\$0	\$0	\$0	\$0	\$0	\$19
Legacy CN Formula								
Federal	\$1,064	\$0	\$0	\$0	\$0	\$0	\$0	\$1,064
Match	\$229	\$0	\$0	\$0	\$0	\$0	\$0	\$229
State	\$221	\$0	\$0	\$0	\$0	\$0	\$0	\$221
TOTAL	\$2,872	\$0	\$0	\$0	\$0	\$0	\$0	\$2,872

ROUTE: 9999	PROJECT NAME		PROGRAM/SYSTEM				MPO Area	
UPC: 99584	Project Prescoping - Staunton		Other				Harrisonburg	
Street Name:	Various							
Jurisdiction:	Staunton District-wide							
Description:	FROM: Various TO: Various							
Scope:	Preliminary Engineering							
Service Area / Fund	Previous	FY2023	FY2024	FY2025	FY2026	FY2027	FY2028	Total
Research & Planning								
State	\$9,801	\$938	\$0	\$0	\$0	\$0	\$0	\$10,739

ROUTE: 9999	PROJECT NAME		PROGRAM/SYSTEM				MPO Area	
UPC: 103007	North End Greenway Extension and Associated Improvements		Urban				Harrisonburg	
Street Name:	Mt. Clinton Pike, Chicago Ave., Park Rd.				Start (CY)	Budget	Expenditure	
Jurisdiction:	Harrisonburg		PE	2013		\$578	\$269	
Description:	FROM: Park Rd TO: Virginia Ave (0.3900 MI)		RW	2021		\$50	\$0	
Scope:	Reconstruction w/ Added Capacity		CN	2023		\$2,034	\$0	
			Total			\$2,662	\$269	
Service Area / Fund	Previous	FY2023	FY2024	FY2025	FY2026	FY2027	FY2028	Total
Revenue Sharing								
State	\$634	\$197	\$0	\$0	\$0	\$0	\$0	\$831
Local	\$634	\$197	\$0	\$0	\$0	\$0	\$0	\$831
TOTAL	\$1,268	\$394	\$0	\$0	\$0	\$0	\$0	\$1,662

ROUTE: 9999		PROJECT NAME				PROGRAM/SYSTEM		MPO Area	
UPC:	103013	Rte 11 - Improve Drainage, Add Sidewalks and C&G				Urban		Winchester	
Street Name:	Valley Avenue					Start (CY)		Budget	Expenditure
Jurisdiction:	Winchester					PE	2013	\$1,038	\$1,034
Description:	FROM: .08 M N of Shawnee Dr (City Limits) TO: .03 M S of Middle Road (1.3340 MI)					RW	2018	\$160	\$157
Scope:	Reconstruction w/o Added Capacity					CN	2020	\$9,595	\$634
						Total		\$10,792	\$1,826
Service Area / Fund	Previous	FY2023	FY2024	FY2025	FY2026	FY2027	FY2028	Total	
Specialized State and Federal									
Federal	\$1	\$0	\$0	\$0	\$0	\$0	\$0	\$1	
Local	\$5	\$0	\$0	\$0	\$0	\$0	\$0	\$5	
Legacy CN Formula									
Federal	\$384	\$0	\$0	\$0	\$0	\$0	\$0	\$384	
Match	\$101	\$0	\$0	\$0	\$0	\$0	\$0	\$101	
State	\$619	\$0	\$0	\$0	\$0	\$0	\$0	\$619	
Revenue Sharing									
State	\$2,513	\$838	\$0	\$0	\$0	\$0	\$0	\$3,350	
Local	\$2,513	\$838	\$0	\$0	\$0	\$0	\$0	\$3,350	
Other Funds									
Other	\$3,024	\$0	\$0	\$0	\$0	\$0	\$0	\$3,024	
TOTAL	\$9,160	\$1,675	\$0	\$0	\$0	\$0	\$0	\$10,835	

ROUTE: 9999		PROJECT NAME				PROGRAM/SYSTEM		MPO Area	
UPC:	106053	#HB2.FY17 Lifecore Drive Shared-Use Path				Enhancement		SAW	
Street Name:	Lifecore Drive					Start (CY)		Budget	Expenditure
Jurisdiction:	Augusta County					PE	2014	\$122	\$122
Description:	FROM: 0.84 Miles W of Int. Rte. 285 TO: 0.19 Miles W of Int. Rte. 285 (0.6500 MI)					RW	2016	\$3	\$3
Scope:	Facilities for Pedestrians and Bicycles					CN	2017	\$967	\$935
						Total		\$1,092	\$1,060
Service Area / Fund	Previous	FY2023	FY2024	FY2025	FY2026	FY2027	FY2028	Total	
District Grant Program									
State	\$772	\$0	\$0	\$0	\$0	\$0	\$0	\$772	
Specialized State and Federal									
Federal	\$273	\$0	\$0	\$0	\$0	\$0	\$0	\$273	
TOTAL	\$1,046	\$0	\$0	\$0	\$0	\$0	\$0	\$1,046	

ROUTE: 9999		PROJECT NAME				PROGRAM/SYSTEM		MPO Area	
UPC:	111027	#SMART18 - (St) GREEN CIRCLE TRAIL - FINAL PHASES				Enhancement		Winchester	
REPORT NOTE: Balance to be addressed at RW authorization									
Street Name:	Green Circle Trail					Start (CY)		Budget	Expenditure
Jurisdiction:	Winchester					PE	2020	\$600	\$28
Description:	FROM: Various Locations in TO: The City of Winchester					RW	2023	\$890	\$0
Scope:	Facilities for Pedestrians and Bicycles					CN	2024	\$4,002	\$0
						Total		\$5,492	\$28
Service Area / Fund	Previous	FY2023	FY2024	FY2025	FY2026	FY2027	FY2028	Total	
District Grant Program									
Federal	\$480	\$226	\$691	\$0	\$0	\$0	\$0	\$1,396	
State	\$0	\$0	\$274	\$120	\$0	\$0	\$0	\$394	
Revenue Sharing									
State	\$243	\$582	\$375	\$0	\$0	\$0	\$0	\$1,200	
Local	\$243	\$582	\$375	\$0	\$0	\$0	\$0	\$1,200	
TOTAL	\$966	\$1,389	\$1,715	\$120	\$0	\$0	\$0	\$4,191	

ROUTE: 9999		PROJECT NAME				PROGRAM/SYSTEM		MPO Area	
UPC:	111048	#SMART18 - (St) STAUNTON CROSSING STREET EXTENSION				Urban		SAW	
Street Name:	Crossing Way					Start (CY)	Budget	Expenditure	
Jurisdiction:	Staunton					PE	2017	\$1,240	\$1,240
Description:	FROM: E. Int. Rte. 250 TO: Valley Center Drive (0.8500 MI)					RW		\$602	\$1
Scope:	New Construction Roadway					CN	2022	\$7,922	\$0
						Total		\$9,764	\$1,241
Service Area / Fund	Previous	FY2023	FY2024	FY2025	FY2026	FY2027	FY2028	Total	
High Priority Projects									
Federal	\$4,571	\$0	\$0	\$0	\$0	\$0	\$0	\$4,571	
State	\$2,237	\$0	\$0	\$0	\$0	\$0	\$0	\$2,237	
Specialized State and Federal									
Match	\$22	\$0	\$0	\$0	\$0	\$0	\$0	\$22	
Legacy CN Formula									
Federal	\$710	\$0	\$0	\$0	\$0	\$0	\$0	\$710	
Match	\$162	\$0	\$0	\$0	\$0	\$0	\$0	\$162	
State	\$1,064	\$0	\$0	\$0	\$0	\$0	\$0	\$1,064	
TOTAL	\$8,765	\$0	\$0	\$0	\$0	\$0	\$0	\$8,765	

ROUTE: 9999		PROJECT NAME				PROGRAM/SYSTEM		MPO Area	
UPC:	111049	#SMART18 - (St) WAYNESBORO TOWNE CENTER PARK & RIDE				Other		SAW	
REPORT NOTE: Funded to award amount									
Jurisdiction:	Waynesboro					Start (CY)	Budget	Expenditure	
Description:	FROM: Camden Coyner Lane TO: Shenandoah Village Drive					PE	2017	\$284	\$284
Scope:	Other					RW	2019	\$0	\$0
						CN	2020	\$1,297	\$1,303
						Total		\$1,582	\$1,587
Service Area / Fund	Previous	FY2023	FY2024	FY2025	FY2026	FY2027	FY2028	Total	
High Priority Projects									
State	\$1,640	\$0	\$0	\$0	\$0	\$0	\$0	\$1,640	

ROUTE: 9999		PROJECT NAME				PROGRAM/SYSTEM		MPO Area	
UPC:	111051	#SMART18 - (St) RICHMOND AVE ROAD DIET AND ROUNDABOUT				Urban		SAW	
Street Name:	Richmond Avenue					Start (CY)	Budget	Expenditure	
Jurisdiction:	Staunton					PE	2022	\$375	\$0
Description:	FROM: Int. Greenville Ave TO: 0.3 Mi. E. Int. Greenville Ave (0.3000 MI)					RW	2024	\$200	\$0
Scope:	Reconstruction w/o Added Capacity					CN	2025	\$1,671	\$0
						Total		\$2,246	\$0
Service Area / Fund	Previous	FY2023	FY2024	FY2025	FY2026	FY2027	FY2028	Total	
District Grant Program									
State	\$1,291	\$216	\$0	\$0	\$0	\$739	\$0	\$2,246	

ROUTE: 9999	PROJECT NAME	PROGRAM/SYSTEM	MPO Area					
UPC: 112901	PROVIDE ADVANCED SIGNAL DETECTION	Primary	NonMPO					
Jurisdiction: Staunton District-wide			Start (CY)	Budget	Expenditure			
Description: FROM: VARIOUS TO: STAUNTON DISTRICT-WIDE		PE	2022	\$75	\$0			
Scope: Safety		RW						
		CN	2023	\$858	\$0			
		Total		\$933	\$0			
Service Area / Fund	Previous	FY2023	FY2024	FY2025	FY2026	FY2027	FY2028	Total
VA Safety Funds								
Federal	\$0	\$75	\$858	\$0	\$0	\$0	\$0	\$933

ROUTE: 9999	PROJECT NAME	PROGRAM/SYSTEM	MPO Area					
UPC: 112940	Memorial Drive Improvements	Urban	NonMPO					
Street Name: Memorial Drive			Start (CY)	Budget	Expenditure			
Jurisdiction: Luray		PE	2019	\$121	\$50			
Description: FROM: 0.057 Mi S of Int w/ West Main St TO: 0.04 Mi E of Int of Court Ln (0.2800 MI)		RW	2021	\$102	\$1			
Scope: Reconstruction w/o Added Capacity		CN	2022	\$2,435	\$0			
		Total		\$2,658	\$51			
Service Area / Fund	Previous	FY2023	FY2024	FY2025	FY2026	FY2027	FY2028	Total
Revenue Sharing								
State	\$1,035	\$294	\$0	\$0	\$0	\$0	\$0	\$1,329
Local	\$1,035	\$294	\$0	\$0	\$0	\$0	\$0	\$1,329
TOTAL	\$2,071	\$588	\$0	\$0	\$0	\$0	\$0	\$2,658

ROUTE: 9999	PROJECT NAME	PROGRAM/SYSTEM	MPO Area					
UPC: 112960	A Street Bridge Replacement	Urban	SAW					
Street Name: A Street			Start (CY)	Budget	Expenditure			
Jurisdiction: Waynesboro		PE	2019	\$110	\$50			
Description: FROM: 0.01 Mi W of Steele's Run TO: 0.01 Mi E of Steele's Run (0.0200 MI)		RW						
Scope: Bridge Replacement w/o Added Capacity		CN	2021	\$838	\$0			
		Total		\$948	\$50			
Service Area / Fund	Previous	FY2023	FY2024	FY2025	FY2026	FY2027	FY2028	Total
Revenue Sharing								
State	\$265	\$209	\$0	\$0	\$0	\$0	\$0	\$474
Local	\$265	\$209	\$0	\$0	\$0	\$0	\$0	\$474
TOTAL	\$530	\$419	\$0	\$0	\$0	\$0	\$0	\$948

ROUTE: 9999	PROJECT NAME	PROGRAM/SYSTEM	MPO Area					
UPC: 112964	#SGR19LB - LIME KILN ROAD BRIDGE REPLACEMENT	Urban	NonMPO					
Street Name: Lime Kiln Road			Start (CY)	Budget	Expenditure			
Jurisdiction: Lexington		PE	2021	\$439	\$23			
Description: FROM: McLaughlin Street TO: Catalpa Pl. (0.1500 MI)		RW	2023	\$1	\$0			
Scope: Bridge Rehab w/o Added Capacity		CN	2024	\$1,223	\$0			
		Total		\$1,663	\$23			
Service Area / Fund	Previous	FY2023	FY2024	FY2025	FY2026	FY2027	FY2028	Total
State of Good Repair								
Federal	\$0	\$400	\$466	\$0	\$0	\$0	\$0	\$866
State	\$259	\$538	\$0	\$0	\$0	\$0	\$0	\$797
TOTAL	\$259	\$938	\$466	\$0	\$0	\$0	\$0	\$1,663

ROUTE: 9999	PROJECT NAME		PROGRAM/SYSTEM				MPO Area	
UPC: 113065	S. Loudon St.-Install Concrete crossing Surface		Rail				Winchester	
Street Name:	South Loudon Street		Start (CY)		Budget	Expenditure		
Jurisdiction:	Winchester		PE	2024	\$54	\$0		
Description:	FROM: 165 FT N of Featherbed Ln. TO: at WWRR Crossing #868160N		RW					
Scope:	Rail/Highway Crossing		CN	2025	\$126	\$0		
			Total		\$180	\$0		
Service Area / Fund	Previous	FY2023	FY2024	FY2025	FY2026	FY2027	FY2028	Total
Specialized State and Federal								
Federal	\$0	\$0	\$180	\$0	\$0	\$0	\$0	\$180

ROUTE: 9999	PROJECT NAME		PROGRAM/SYSTEM				MPO Area	
UPC: 115133	#SMART20 East Main Street		Primary				SAW	
Street Name:	Main Street		Start (CY)		Budget	Expenditure		
Jurisdiction:	Waynesboro		PE	2023	\$319	\$0		
Description:	FROM: Main Street Bridge TO: ECL Waynesboro (1.7000 MI)		RW		\$19	\$0		
Scope:	Reconstruction w/o Added Capacity		CN	2026	\$1,912	\$0		
			Total		\$2,250	\$0		
Service Area / Fund	Previous	FY2023	FY2024	FY2025	FY2026	FY2027	FY2028	Total
District Grant Program								
Federal	\$0	\$411	\$0	\$0	\$460	\$295	\$0	\$1,166
State	\$636	\$67	\$197	\$0	\$183	\$0	\$0	\$1,084
TOTAL	\$636	\$479	\$197	\$0	\$643	\$295	\$0	\$2,250

ROUTE: 9999	PROJECT NAME		PROGRAM/SYSTEM				MPO Area	
UPC: 115135	#SMART20 Edgewood Road Sidewalk Improvements		Urban				SAW	
Street Name:	Edgewood Road		Start (CY)		Budget	Expenditure		
Jurisdiction:	Staunton		PE	2023	\$141	\$0		
Description:	FROM: North Coalter Street TO: North Augusta Street (0.3500 MI)		RW		\$100	\$0		
Scope:	Facilities for Pedestrians and Bicycles		CN	2026	\$857	\$0		
			Total		\$1,098	\$0		
Service Area / Fund	Previous	FY2023	FY2024	FY2025	FY2026	FY2027	FY2028	Total
District Grant Program								
State	\$0	\$192	\$183	\$0	\$723	\$0	\$0	\$1,098

ROUTE: 9999	PROJECT NAME		PROGRAM/SYSTEM				MPO Area	
UPC: 115136	#SMART20 13th Street and Rosser Avenue Roundabout		Urban				SAW	
Street Name:	Rosser Avenue		Start (CY)		Budget	Expenditure		
Jurisdiction:	Waynesboro		PE	2023	\$93	\$0		
Description:	FROM: Roundabout TO: Intersection Improvements (0.0700 MI)		RW		\$20	\$0		
Scope:	Reconstruction w/o Added Capacity		CN	2026	\$466	\$0		
			Total		\$579	\$0		
Service Area / Fund	Previous	FY2023	FY2024	FY2025	FY2026	FY2027	FY2028	Total
District Grant Program								
Federal	\$0	\$0	\$0	\$111	\$0	\$0	\$0	\$111
State	\$97	\$148	\$195	\$0	\$0	\$0	\$0	\$440
Other Funds								
Other	\$28	\$0	\$0	\$0	\$0	\$0	\$0	\$28
TOTAL	\$125	\$148	\$195	\$111	\$0	\$0	\$0	\$579

ROUTE: 9999		PROJECT NAME				PROGRAM/SYSTEM		MPO Area	
UPC:	115137	#SMART20 North Augusta Sidewalk				Urban		SAW	
Street Name:	North Augusta Street					Start (CY)		Budget	Expenditure
Jurisdiction:	Staunton					PE	2023	\$196	\$0
Description:	FROM: Intersection of Lambert Street TO: Intersection of Terry Street (0.6200 MI)					RW	2025	\$100	\$0
Scope:	Facilities for Pedestrians and Bicycles					CN	2026	\$1,182	\$0
						Total		\$1,477	\$0
Service Area / Fund	Previous	FY2023	FY2024	FY2025	FY2026	FY2027	FY2028	Total	
District Grant Program									
Federal	\$0	\$0	\$0	\$0	\$239	\$100	\$0	\$339	
State	\$0	\$463	\$296	\$0	\$101	\$279	\$0	\$1,139	
TOTAL	\$0	\$463	\$296	\$0	\$340	\$379	\$0	\$1,477	

ROUTE: 9999		PROJECT NAME				PROGRAM/SYSTEM		MPO Area	
UPC:	115138	#SMART20 Traffic Signal Improvements, Valley and Gerrard St.				Urban		Winchester	
Street Name:	Valley Avenue					Start (CY)		Budget	Expenditure
Jurisdiction:	Winchester					PE	2022	\$100	\$0
Description:	FROM: Intersection of Valley TO: And Gerard Street (0.0150 MI)					RW			
Scope:	Safety					CN	2023	\$1,127	\$0
						Total		\$1,227	\$0
Service Area / Fund	Previous	FY2023	FY2024	FY2025	FY2026	FY2027	FY2028	Total	
District Grant Program									
Federal	\$48	\$295	\$227	\$0	\$0	\$0	\$0	\$570	
State	\$87	\$125	\$174	\$271	\$0	\$0	\$0	\$657	
TOTAL	\$135	\$420	\$401	\$271	\$0	\$0	\$0	\$1,227	

ROUTE: 9999		PROJECT NAME				PROGRAM/SYSTEM		MPO Area	
UPC:	115139	#SMART20 University Blvd/Evelyn Byrd Ave Rd Diet & Sidewalk				Urban		Harrisonburg	
Jurisdiction:	Harrisonburg					Start (CY)		Budget	Expenditure
Description:	FROM: University Blvd and TO: Evelyn Byrd Avenue					PE	2022	\$250	\$0
Scope:	Safety					RW	2023	\$1,296	\$0
						CN	2024	\$1,969	\$0
						Total		\$3,515	\$0
Service Area / Fund	Previous	FY2023	FY2024	FY2025	FY2026	FY2027	FY2028	Total	
District Grant Program									
Federal	\$0	\$0	\$0	\$952	\$0	\$0	\$0	\$952	
State	\$793	\$349	\$431	\$428	\$562	\$0	\$0	\$2,563	
TOTAL	\$793	\$349	\$431	\$1,381	\$562	\$0	\$0	\$3,515	

ROUTE: 9999		PROJECT NAME				PROGRAM/SYSTEM		MPO Area	
UPC:	115140	#SMART20 North Augusta Sidewalk - Terry St. to Meadowbrook				Urban		SAW	
Street Name:	North Augusta					Start (CY)		Budget	Expenditure
Jurisdiction:	Staunton					PE	2023	\$118	\$0
Description:	FROM: Terry Street TO: Meadowbrook Road (0.4600 MI)					RW	2025	\$226	\$0
Scope:	Facilities for Pedestrians and Bicycles					CN	2026	\$714	\$0
						Total		\$1,058	\$0
Service Area / Fund	Previous	FY2023	FY2024	FY2025	FY2026	FY2027	FY2028	Total	
District Grant Program									
State	\$0	\$0	\$345	\$482	\$231	\$0	\$0	\$1,058	

ROUTE: 9999	PROJECT NAME				PROGRAM/SYSTEM		MPO Area	
UPC: 116505	SAFETY PRESCOPING - STAUNTON				Other		Harrisonburg	
Jurisdiction:	Staunton District-wide							
Description:	FROM: STAUNTON DISTRICT WIDE TO: VARIOUS (0.0100 MI)							
Scope:	Safety							
Service Area / Fund	Previous	FY2023	FY2024	FY2025	FY2026	FY2027	FY2028	Total
VA Safety Funds								
Federal	\$202	\$190	\$202	\$214	\$0	\$0	\$0	\$808
Specialized State and Federal								
Federal	\$1,047	\$0	\$0	\$0	\$0	\$0	\$0	\$1,047
TOTAL	\$1,248	\$190	\$202	\$214	\$0	\$0	\$0	\$1,854

ROUTE: 9999	PROJECT NAME				PROGRAM/SYSTEM		MPO Area	
UPC: 116686	STAUNTON DISTRICT UNSIGNALIZED INTERSECTION IMPROVEMENTS				Other		NonMPO	
Jurisdiction:	Staunton District-wide							
Description:	FROM: VARIOUS TO: VARIOUS							
Scope:	Safety							
						Start (CY)	Budget	Expenditure
						PE 2020	\$250	\$238
						RW		
						CN 2022	\$1,500	\$0
						Total	\$1,750	\$238
Service Area / Fund	Previous	FY2023	FY2024	FY2025	FY2026	FY2027	FY2028	Total
VA Safety Funds								
Federal	\$1,546	\$222	\$153	\$0	\$0	\$0	\$0	\$1,920
Specialized State and Federal								
Federal	\$913	\$376	\$0	\$0	\$0	\$0	\$0	\$1,290
TOTAL	\$2,459	\$598	\$153	\$0	\$0	\$0	\$0	\$3,210

ROUTE: 9999	PROJECT NAME				PROGRAM/SYSTEM		MPO Area	
UPC: 116848	BLUE VALLEY ROAD, PHASE I, RURAL ADDITION				Secondary		NonMPO	
Street Name:	Blue Valley Road							
Jurisdiction:	Warren County							
Description:	FROM: Rte. 731 TO: Parkside Road							
Scope:	Reconstruction w/o Added Capacity							
						Start (CY)	Budget	Expenditure
						PE 2024	\$20	\$0
						RW		
						CN 2027	\$155	\$0
						Total	\$175	\$0
Service Area / Fund	Previous	FY2023	FY2024	FY2025	FY2026	FY2027	FY2028	Total
Revenue Sharing								
State	\$10	\$39	\$39	\$0	\$0	\$0	\$0	\$88
Local	\$10	\$39	\$39	\$0	\$0	\$0	\$0	\$88
TOTAL	\$20	\$78	\$78	\$0	\$0	\$0	\$0	\$175

ROUTE: 9999		PROJECT NAME				PROGRAM/SYSTEM		MPO Area	
UPC: 116851		GREEN CIRCLE TRAIL WIDENING				Other		Winchester	
REPORT NOTE: Revised estimate and/or schedule required									
Jurisdiction: Winchester						Start (CY)		Budget	Expenditure
Description: FROM: Handley Avenue TO: West of Harvest Drive (0.2700 MI)						PE	2024	\$243	\$0
Scope: Reconstruction w/ Added Capacity						RW	2026	\$122	\$0
						CN	2028	\$1,735	\$0
						Total		\$2,100	\$0
Service Area / Fund	Previous	FY2023	FY2024	FY2025	FY2026	FY2027	FY2028	Total	
Specialized State and Federal									
Federal	\$0	\$200	\$200	\$0	\$0	\$0	\$0	\$400	
Revenue Sharing									
State	\$80	\$110	\$610	\$0	\$0	\$0	\$0	\$800	
Local	\$80	\$110	\$610	\$0	\$0	\$0	\$0	\$800	
Other Funds									
Other	\$0	\$50	\$50	\$0	\$0	\$0	\$0	\$100	
TOTAL	\$160	\$470	\$1,471	\$0	\$0	\$0	\$0	\$2,101	

ROUTE: 9999		PROJECT NAME				PROGRAM/SYSTEM		MPO Area	
UPC: 116852		MIDDLE ROAD SIDEWALKS AND BIKE LANES				Other		Winchester	
Street Name: Middle Road						Start (CY)		Budget	Expenditure
Jurisdiction: Winchester						PE	2024	\$365	\$0
Description: FROM: Intersection of Valley Avenue TO: City Limits (1.0000 MI)						RW			
Scope: Facilities for Pedestrians and Bicycles						CN	2028	\$5,292	\$0
						Total		\$5,900	\$0
Service Area / Fund	Previous	FY2023	FY2024	FY2025	FY2026	FY2027	FY2028	Total	
Revenue Sharing									
State	\$1,744	\$600	\$606	\$0	\$0	\$0	\$0	\$2,950	
Local	\$1,744	\$600	\$606	\$0	\$0	\$0	\$0	\$2,950	
TOTAL	\$3,489	\$1,200	\$1,211	\$0	\$0	\$0	\$0	\$5,900	

ROUTE: 9999		PROJECT NAME				PROGRAM/SYSTEM		MPO Area	
UPC: 116858		BOSCAWEN STREET PEDESTRIAN MALL				Enhancement		Winchester	
Street Name: Boscawen Street						Start (CY)		Budget	Expenditure
Jurisdiction: Winchester						PE	2021	\$160	\$3
Description: FROM: Indian Alley TO: Cameron Street (0.1500 MI)						RW			
Scope: Facilities for Pedestrians and Bicycles						CN	2024	\$2,344	\$0
						Total		\$2,504	\$3
Service Area / Fund	Previous	FY2023	FY2024	FY2025	FY2026	FY2027	FY2028	Total	
Specialized State and Federal									
Federal	\$250	\$0	\$0	\$0	\$0	\$0	\$0	\$250	
Revenue Sharing									
State	\$0	\$225	\$268	\$0	\$0	\$0	\$0	\$493	
Local	\$0	\$225	\$268	\$0	\$0	\$0	\$0	\$493	
Other Funds									
Other	\$1,268	\$0	\$0	\$0	\$0	\$0	\$0	\$1,268	
TOTAL	\$1,518	\$450	\$536	\$0	\$0	\$0	\$0	\$2,504	

ROUTE: 9999	PROJECT NAME				PROGRAM/SYSTEM		MPO Area		
UPC: 116863	UNIVERSITY BLVD EXTENSION				Urban		Harrisonburg		
Street Name:	University Blvd						Start (CY)	Budget	Expenditure
Jurisdiction:	Harrisonburg				PE	2021	\$776	\$182	
Description:	FROM: Port Republic Road TO: Carrier Drive (1.0000 MI)				RW	2023	\$2,147	\$0	
Scope:	Reconstruction w/ Added Capacity				CN	2024	\$7,499	\$0	
					Total		\$10,422	\$182	
Service Area / Fund	Previous	FY2023	FY2024	FY2025	FY2026	FY2027	FY2028	Total	
Revenue Sharing									
State	\$762	\$400	\$2,786	\$1,263	\$0	\$0	\$0	\$5,211	
Local	\$762	\$400	\$2,786	\$1,263	\$0	\$0	\$0	\$5,211	
Other Funds									
Other	\$1,581	\$0	\$0	\$0	\$0	\$0	\$0	\$1,581	
TOTAL	\$3,105	\$800	\$5,571	\$2,527	\$0	\$0	\$0	\$12,003	

ROUTE: 9999	PROJECT NAME				PROGRAM/SYSTEM		MPO Area		
UPC: 116865	JUBAL EARLY DRIVE TRAFFIC IMPROVEMENTS				Urban		Winchester		
Street Name:	Jubal Early Drive						Start (CY)	Budget	Expenditure
Jurisdiction:	Winchester				PE	2024	\$304	\$0	
Description:	FROM: 0.075 Miles West of Pleasant Valley Road TO: Apple Blossom Drive (0.1500 MI)				RW	2026	\$365	\$0	
Scope:	Reconstruction w/ Added Capacity				CN	2028	\$2,931	\$0	
					Total		\$3,600	\$0	
Service Area / Fund	Previous	FY2023	FY2024	FY2025	FY2026	FY2027	FY2028	Total	
Revenue Sharing									
State	\$150	\$400	\$1,250	\$0	\$0	\$0	\$0	\$1,800	
Local	\$150	\$400	\$1,250	\$0	\$0	\$0	\$0	\$1,800	
TOTAL	\$300	\$800	\$2,500	\$0	\$0	\$0	\$0	\$3,600	

ROUTE: 9999	PROJECT NAME				PROGRAM/SYSTEM		MPO Area		
UPC: 116866	PLEASANT VALLEY ROAD TRAFFIC IMPROVEMENTS				Urban		Winchester		
Street Name:	Pleasant Valley Road						Start (CY)	Budget	Expenditure
Jurisdiction:	Winchester				PE	2024	\$122	\$0	
Description:	FROM: Intersection of Pleasant Valley TO: And Cork Street (0.1500 MI)				RW				
Scope:	Reconstruction w/ Added Capacity				CN	2028	\$1,278	\$0	
					Total		\$1,458	\$0	
Service Area / Fund	Previous	FY2023	FY2024	FY2025	FY2026	FY2027	FY2028	Total	
Revenue Sharing									
State	\$40	\$152	\$537	\$0	\$0	\$0	\$0	\$729	
Local	\$40	\$152	\$537	\$0	\$0	\$0	\$0	\$729	
TOTAL	\$80	\$305	\$1,074	\$0	\$0	\$0	\$0	\$1,458	

ROUTE: 9999		PROJECT NAME				PROGRAM/SYSTEM		MPO Area	
UPC:	116867	MILLWOOD AVENUE TRAFFIC IMPROVEMENTS				Urban		Winchester	
REPORT NOTE: Revised estimate required									
Street Name:	Millwood Avenue					Start (CY)		Budget	Expenditure
Jurisdiction:	Winchester					PE	2021	\$750	\$5
Description:	FROM: Apple Blossom Drive TO: Frontage Road (0.2000 MI)					RW	2023	\$1,600	\$0
Scope:	Reconstruction w/ Added Capacity					CN	2024	\$4,150	\$0
						Total		\$6,500	\$5
Service Area / Fund	Previous	FY2023	FY2024	FY2025	FY2026	FY2027	FY2028	Total	
Revenue Sharing									
State	\$375	\$425	\$1,383	\$533	\$533	\$0	\$0	\$3,249	
Local	\$375	\$425	\$1,383	\$533	\$533	\$0	\$0	\$3,249	
Other Funds									
Other	\$2,134	\$0	\$0	\$0	\$0	\$0	\$0	\$2,134	
TOTAL	\$2,884	\$850	\$2,766	\$1,066	\$1,066	\$0	\$0	\$8,633	

ROUTE: 9999		PROJECT NAME				PROGRAM/SYSTEM		MPO Area	
UPC:	116871	EAST MAIN STREET - DELPHINE AVENUE ROUNDABOUT				Primary		SAW	
Street Name:	East Main Street					Start (CY)		Budget	Expenditure
Jurisdiction:	Waynesboro					PE	2024	\$191	\$0
Description:	FROM: East Main Street TO: Delphine Ave. Roundabout (0.2300 MI)					RW	2026	\$191	\$0
Scope:	Reconstruction w/ Added Capacity					CN	2028	\$751	\$0
						Total		\$1,133	\$0
Service Area / Fund	Previous	FY2023	FY2024	FY2025	FY2026	FY2027	FY2028	Total	
Revenue Sharing									
State	\$88	\$239	\$239	\$0	\$0	\$0	\$0	\$567	
Local	\$88	\$239	\$239	\$0	\$0	\$0	\$0	\$567	
TOTAL	\$176	\$479	\$479	\$0	\$0	\$0	\$0	\$1,133	

ROUTE: 9999		PROJECT NAME				PROGRAM/SYSTEM		MPO Area	
UPC:	117021	#SGR21VB ROUTE 640 BRIDGE AND APPROACHES				Secondary		NonMPO	
Street Name:	Blue Grass Valley Road					Start (CY)		Budget	Expenditure
Jurisdiction:	Highland County					PE	2022	\$458	\$9
Description:	FROM: Bridge and Approaches TO: Over South Branch of Potomac River (0.1500 MI)					RW	2024	\$259	\$0
Scope:	Bridge Replacement w/o Added Capacity					CN	2025	\$3,913	\$0
						Total		\$4,630	\$9
Service Area / Fund	Previous	FY2023	FY2024	FY2025	FY2026	FY2027	FY2028	Total	
State of Good Repair									
Federal	\$458	\$0	\$2,112	\$0	\$0	\$0	\$0	\$2,570	
State	\$571	\$229	\$0	\$360	\$900	\$0	\$0	\$2,060	
TOTAL	\$1,029	\$229	\$2,112	\$360	\$900	\$0	\$0	\$4,630	

ROUTE: 9999	PROJECT NAME				PROGRAM/SYSTEM		MPO Area		
UPC: 118100	#I81CIP DETOUR IMPROVEMENTS - EXITS 220, 225, 227 AND 235				Primary		SAW		
Jurisdiction: Augusta County							Start (CY)	Budget	Expenditure
Description: FROM: VARIOUS TO: VARIOUS							PE 2021	\$425	\$20
Scope: Other							RW		
							CN 2022	\$3,500	\$0
							Total	\$3,925	\$20
Service Area / Fund	Previous	FY2023	FY2024	FY2025	FY2026	FY2027	FY2028	Total	
Interstate Corridor Funds									
State	\$2,451	\$1,474	\$0	\$0	\$0	\$0	\$0	\$3,925	

ROUTE: 9999	PROJECT NAME				PROGRAM/SYSTEM		MPO Area		
UPC: 118101	#I81CIP DETOUR IMPROVEMENTS - EXIT 300 AND EXIT 313				Primary		NonMPO		
Jurisdiction: Warren County							Start (CY)	Budget	Expenditure
Description: FROM: I-81 & I-66 Interchange TO: I-81 & Rte 50 Interchange							PE 2021	\$350	\$18
Scope: Other							RW		
							CN 2023	\$2,500	\$0
							Total	\$2,850	\$18
Service Area / Fund	Previous	FY2023	FY2024	FY2025	FY2026	FY2027	FY2028	Total	
Interstate Corridor Funds									
State	\$1,601	\$1,249	\$0	\$0	\$0	\$0	\$0	\$2,850	

ROUTE: 9999	PROJECT NAME				PROGRAM/SYSTEM		MPO Area		
UPC: 118695	#SGR22VP District Wide Plant Mix Schedule (PM-8N-22)				Primary		NonMPO		
Jurisdiction: Staunton District-wide							Start (CY)	Budget	Expenditure
Description: FROM: VARIOUS TO: VARIOUS (11.5100 MI)							PE		
Scope: Resurfacing							RW		
							CN 2021	\$2,350	\$2
							Total	\$2,350	\$2
Service Area / Fund	Previous	FY2023	FY2024	FY2025	FY2026	FY2027	FY2028	Total	
State of Good Repair									
State	\$2,222	\$278	\$0	\$0	\$0	\$0	\$0	\$2,500	

ROUTE: 9999	PROJECT NAME				PROGRAM/SYSTEM		MPO Area		
UPC: 118973	#SGR22LB - RAYON DR. BRIDGE OVER JACKSON RIVER				Urban		NonMPO		
Street Name: Rayon Drive							Start (CY)	Budget	Expenditure
Jurisdiction: Covington							PE 2021	\$781	\$105
Description: FROM: Bridge and Approaches TO: Over Jackson River (0.2500 MI)							RW 2025	\$392	\$0
Scope: Bridge Replacement w/o Added Capacity							CN 2026	\$12,868	\$0
							Total	\$14,040	\$105
Service Area / Fund	Previous	FY2023	FY2024	FY2025	FY2026	FY2027	FY2028	Total	
State of Good Repair									
Federal	\$671	\$0	\$1,804	\$2,857	\$2,950	\$834	\$1,200	\$10,316	
State	\$102	\$0	\$725	\$0	\$277	\$2,346	\$0	\$3,451	
Other Funds									
Other	\$220	\$0	\$0	\$0	\$0	\$0	\$0	\$220	
TOTAL	\$993	\$0	\$2,529	\$2,857	\$3,227	\$3,180	\$1,200	\$13,987	

ROUTE: 9999		PROJECT NAME				PROGRAM/SYSTEM		MPO Area	
UPC:	119657	#SMART22 - COMMERCE RD/LEWIS CREEK GREENWAY				Urban		SAW	
Street Name:	Commerce Road					Start (CY)		Budget	Expenditure
Jurisdiction:	Staunton					PE	2021	\$414	\$7
Description:	FROM: Greenville Ave. TO: Statler Blvd (0.8200 MI)					RW	2024	\$103	\$0
Scope:	Facilities for Pedestrians and Bicycles					CN	2025	\$3,739	\$0
						Total		\$4,256	\$7
Service Area / Fund	Previous	FY2023	FY2024	FY2025	FY2026	FY2027	FY2028	Total	
High Priority Projects									
Federal	\$520	\$904	\$1,225	\$1,243	\$0	\$0	\$0	\$3,892	
State	\$0	\$365	\$0	\$0	\$0	\$0	\$0	\$365	
TOTAL	\$520	\$1,269	\$1,225	\$1,243	\$0	\$0	\$0	\$4,256	

ROUTE: 9999		PROJECT NAME				PROGRAM/SYSTEM		MPO Area	
UPC:	120719	#BF - Staunton Year 1 Overlays South				Other		NonMPO	
Jurisdiction:	Staunton District-wide								
Description:									
Scope:									
Service Area / Fund	Previous	FY2023	FY2024	FY2025	FY2026	FY2027	FY2028	Total	
Specialized State and Federal									
Federal	\$9,855	\$0	\$4,418	\$5,438	\$0	\$0	\$0	\$19,711	

ROUTE: 9999		PROJECT NAME				PROGRAM/SYSTEM		MPO Area	
UPC:	120721	#BF - Staunton Adjacent Concrete Slab Repairs				Other		NonMPO	
Jurisdiction:	Staunton District-wide								
Description:									
Scope:	Bridge Rehab w/o Added Capacity								
Service Area / Fund	Previous	FY2023	FY2024	FY2025	FY2026	FY2027	FY2028	Total	
Specialized State and Federal									
Federal	\$1,374	\$6,026	\$0	\$0	\$0	\$0	\$0	\$7,400	

ROUTE: 9999		PROJECT NAME				PROGRAM/SYSTEM		MPO Area	
UPC:	120765	SYSTEMIC ROAD DEPARTURE COUNTERMEASURES WITH RUMBLE STRIPS				Other		NonMPO	
Jurisdiction:	Staunton District-wide								
Description:	FROM: Various TO: Various								
Scope:	Safety								
Service Area / Fund	Previous	FY2023	FY2024	FY2025	FY2026	FY2027	FY2028	Total	
VA Safety Funds									
Federal	\$0	\$858	\$297	\$100	\$0	\$1,107	\$0	\$2,362	
Specialized State and Federal									
Federal	\$4,807	\$0	\$0	\$0	\$0	\$0	\$0	\$4,807	
TOTAL	\$4,807	\$858	\$297	\$100	\$0	\$1,107	\$0	\$7,169	

ROUTE: 9999	PROJECT NAME (NEW)				PROGRAM/SYSTEM		MPO Area			
UPC: 120966	#SGR23VP District Wide Plant Mix Schedule (PM-8C-23)				Primary		NonMPO			
Jurisdiction: Staunton District-wide							Start (CY)	Budget	Expenditure	
Description: FROM: VARIOUS TO: VARIOUS							PE			
Scope: Resurfacing							RW			
							CN	2023	\$1,891	\$0
							Total		\$1,891	\$0
Service Area / Fund	Previous	FY2023	FY2024	FY2025	FY2026	FY2027	FY2028	Total		
State of Good Repair										
State	\$0	\$1,891	\$0	\$0	\$0	\$0	\$0	\$1,891		

ROUTE: 9999	PROJECT NAME (NEW)				PROGRAM/SYSTEM		MPO Area			
UPC: 120968	#SGR23VP District Wide Plant Mix Schedule (PM-8H-23)				Primary		NonMPO			
Jurisdiction: Staunton District-wide							Start (CY)	Budget	Expenditure	
Description: FROM: VARIOUS TO: VARIOUS							PE			
Scope: Resurfacing							RW			
							CN	2023	\$1,900	\$0
							Total		\$1,900	\$0
Service Area / Fund	Previous	FY2023	FY2024	FY2025	FY2026	FY2027	FY2028	Total		
State of Good Repair										
State	\$0	\$1,900	\$0	\$0	\$0	\$0	\$0	\$1,900		

ROUTE: 9999	PROJECT NAME				PROGRAM/SYSTEM		MPO Area			
UPC: 120970	#SGR23VP District Wide Plant Mix Schedule (PM-8M-23)				Interstate		NonMPO			
Jurisdiction: Staunton District-wide							Start (CY)	Budget	Expenditure	
Description: FROM: VARIOUS TO: VARIOUS							PE			
Scope: Resurfacing							RW			
							CN	2023	\$3,500	\$0
							Total		\$3,500	\$0
Service Area / Fund	Previous	FY2023	FY2024	FY2025	FY2026	FY2027	FY2028	Total		
State of Good Repair										
Federal	\$0	\$997	\$0	\$0	\$0	\$0	\$0	\$997		
State	\$0	\$2,503	\$0	\$0	\$0	\$0	\$0	\$2,503		
TOTAL	\$0	\$3,500	\$0	\$0	\$0	\$0	\$0	\$3,500		

ROUTE: 9999	PROJECT NAME				PROGRAM/SYSTEM		MPO Area			
UPC: 120971	#SGR23VP District Wide Plant Mix Schedule (PM-8N-23)				Interstate		NonMPO			
Jurisdiction: Staunton District-wide							Start (CY)	Budget	Expenditure	
Description: FROM: VARIOUS TO: VARIOUS							PE			
Scope: Resurfacing							RW			
							CN	2023	\$2,800	\$0
							Total		\$2,800	\$0
Service Area / Fund	Previous	FY2023	FY2024	FY2025	FY2026	FY2027	FY2028	Total		
State of Good Repair										
Federal	\$0	\$2,800	\$0	\$0	\$0	\$0	\$0	\$2,800		

ROUTE: 9999	PROJECT NAME				PROGRAM/SYSTEM			MPO Area
UPC: 999998	STAUNTON SSYP				SECONDARY			
Jurisdiction:								
Description: Funding on SSYP projects not included in the report.								
Scope:								
Service Area / Fund	Previous	FY2023	FY2024	FY2025	FY2026	FY2027	FY2028	Total
District Grant Program								
Unpaved	\$0	\$4,961	\$4,586	\$4,586	\$4,306	\$4,306	\$4,306	\$27,050
Specialized State and Federal								
State	\$0	\$1,055	\$1,055	\$1,055	\$1,055	\$1,055	\$1,055	\$6,331
TOTAL	\$0	\$6,016	\$5,641	\$5,641	\$5,361	\$5,361	\$5,361	\$33,381

ROUTE: EN22	PROJECT NAME (NEW)				PROGRAM/SYSTEM			MPO Area
UPC: 121163	EAST FAIRFAX ST. SIDEWALK ENHANCEMENT				Enhancement			NonMPO
Jurisdiction: Berryville								
Description: FROM: Sidewalk on TO: East Fairfax								
Scope: Facilities for Pedestrians and Bicycles								
						Start (CY)	Budget	Expenditure
						PE 2023	\$7	\$0
						RW 2025	\$1	\$0
						CN 2025	\$92	\$0
						Total	\$99	\$0
Service Area / Fund	Previous	FY2023	FY2024	FY2025	FY2026	FY2027	FY2028	Total
Specialized State and Federal								
Federal	\$0	\$21	\$58	\$0	\$0	\$0	\$0	\$79
Other Funds								
Other	\$0	\$5	\$15	\$0	\$0	\$0	\$0	\$20
TOTAL	\$0	\$27	\$73	\$0	\$0	\$0	\$0	\$99

ROUTE: EN22	PROJECT NAME (NEW)				PROGRAM/SYSTEM			MPO Area
UPC: 121164	SOUTH MAIN STREET SIDEWALKS ENHANCEMENT				Enhancement			NonMPO
Jurisdiction: Mt. Jackson								
Description: FROM: Sidewalk TO: on South Main Street								
Scope: Facilities for Pedestrians and Bicycles								
						Start (CY)	Budget	Expenditure
						PE 2023	\$59	\$0
						RW 2025	\$2	\$0
						CN 2025	\$166	\$0
						Total	\$227	\$0
Service Area / Fund	Previous	FY2023	FY2024	FY2025	FY2026	FY2027	FY2028	Total
Specialized State and Federal								
Federal	\$0	\$90	\$91	\$0	\$0	\$0	\$0	\$182
Other Funds								
Other	\$0	\$23	\$23	\$0	\$0	\$0	\$0	\$45
TOTAL	\$0	\$113	\$114	\$0	\$0	\$0	\$0	\$227

ROUTE: EN22		PROJECT NAME (NEW)				PROGRAM/SYSTEM		MPO Area	
UPC:	121168	SUMMIT & COURT BIKE-PED IMPROVEMENTS ENHANCEMENT				Enhancement		NonMPO	
Jurisdiction:	Woodstock					Start (CY)		Budget	Expenditure
Description:	FROM: Bike Ped TO: Facility					PE	2023	\$51	\$0
Scope:	Facilities for Pedestrians and Bicycles					RW	2025	\$90	\$0
					CN	2025	\$1,119	\$0	
					Total		\$1,260	\$0	
Service Area / Fund	Previous	FY2023	FY2024	FY2025	FY2026	FY2027	FY2028	Total	
Specialized State and Federal									
Federal	\$0	\$200	\$250	\$0	\$0	\$0	\$0	\$450	
Other Funds									
Other	\$0	\$50	\$62	\$0	\$0	\$0	\$0	\$113	
TOTAL	\$0	\$250	\$312	\$0	\$0	\$0	\$0	\$563	

ROUTE: EN22		PROJECT NAME (NEW)				PROGRAM/SYSTEM		MPO Area	
UPC:	121169	US ROUTE 220 SIDEWALK ENHANCEMENT				Enhancement		NonMPO	
Jurisdiction:	Covington					Start (CY)		Budget	Expenditure
Description:	FROM: Pine Street TO: Beech Street					PE	2023	\$109	\$0
Scope:	Facilities for Pedestrians and Bicycles					RW	2025	\$1	\$0
					CN	2025	\$420	\$0	
					Total		\$530	\$0	
Service Area / Fund	Previous	FY2023	FY2024	FY2025	FY2026	FY2027	FY2028	Total	
Specialized State and Federal									
Federal	\$0	\$106	\$106	\$0	\$0	\$0	\$0	\$212	
Other Funds									
Other	\$0	\$27	\$27	\$0	\$0	\$0	\$0	\$53	
TOTAL	\$0	\$133	\$133	\$0	\$0	\$0	\$0	\$265	

ROUTE: EN22		PROJECT NAME (NEW)				PROGRAM/SYSTEM		MPO Area	
UPC:	121170	WEST FAIRFAX ST. PEDESTRIAN IMPROVEMENTS ENHANCEMENT				Enhancement		NonMPO	
Jurisdiction:	Berryville					Start (CY)		Budget	Expenditure
Description:	FROM: Pedestrian Improvements TO: On West Fairfax Street					PE	2023	\$160	\$0
Scope:	Facilities for Pedestrians and Bicycles					RW	2025	\$165	\$0
					CN	2025	\$978	\$0	
					Total		\$1,302	\$0	
Service Area / Fund	Previous	FY2023	FY2024	FY2025	FY2026	FY2027	FY2028	Total	
Specialized State and Federal									
Federal	\$0	\$604	\$437	\$0	\$0	\$0	\$0	\$1,042	
Other Funds									
Other	\$0	\$151	\$109	\$0	\$0	\$0	\$0	\$260	
TOTAL	\$0	\$755	\$547	\$0	\$0	\$0	\$0	\$1,302	

ROUTE: EN22		PROJECT NAME (NEW)				PROGRAM/SYSTEM		MPO Area	
UPC:	121206	NORTHEND GREENWAY BROOKSIDE PHASE TAP				Enhancement		Harrisonburg	
Jurisdiction:	Harrisonburg					Start (CY)	Budget	Expenditure	
Description:	FROM: Shared Use TO: Pathway					PE	2023	\$12	\$0
Scope:	Facilities for Pedestrians and Bicycles					RW	2025	\$24	\$0
						CN	2025	\$350	\$0
						Total		\$386	\$0
Service Area / Fund	Previous	FY2023	FY2024	FY2025	FY2026	FY2027	FY2028	Total	
Specialized State and Federal									
Federal	\$0	\$10	\$299	\$0	\$0	\$0	\$0	\$309	
Other Funds									
Other	\$0	\$2	\$75	\$0	\$0	\$0	\$0	\$77	
TOTAL	\$0	\$12	\$374	\$0	\$0	\$0	\$0	\$386	

ROUTE: EN22		PROJECT NAME (NEW)				PROGRAM/SYSTEM		MPO Area	
UPC:	121207	COUNTRY CLUB RD. SIDEWALK - SRTS ENHANCEMENT				Enhancement		Harrisonburg	
Jurisdiction:	Harrisonburg					Start (CY)	Budget	Expenditure	
Description:	FROM: Safe Routes TO: To Schools					PE	2023	\$12	\$0
Scope:	Facilities for Pedestrians and Bicycles					RW	2025	\$61	\$0
						CN	2026	\$537	\$0
						Total		\$610	\$0
Service Area / Fund	Previous	FY2023	FY2024	FY2025	FY2026	FY2027	FY2028	Total	
Specialized State and Federal									
Federal	\$0	\$244	\$244	\$0	\$0	\$0	\$0	\$488	
Other Funds									
Other	\$0	\$61	\$61	\$0	\$0	\$0	\$0	\$122	
TOTAL	\$0	\$305	\$305	\$0	\$0	\$0	\$0	\$610	

ROUTE: EN22		PROJECT NAME (NEW)				PROGRAM/SYSTEM		MPO Area	
UPC:	121208	RIVERWALK PHASE III ENHANCEMENT				Enhancement		Harrisonburg	
Jurisdiction:	Bridgewater					Start (CY)	Budget	Expenditure	
Description:	FROM: Riverwalk TO: Trail System					PE	2023	\$66	\$0
Scope:	Facilities for Pedestrians and Bicycles					RW	2025	\$1	\$0
						CN	2025	\$413	\$0
						Total		\$480	\$0
Service Area / Fund	Previous	FY2023	FY2024	FY2025	FY2026	FY2027	FY2028	Total	
Specialized State and Federal									
Federal	\$0	\$282	\$102	\$0	\$0	\$0	\$0	\$384	
Other Funds									
Other	\$0	\$71	\$26	\$0	\$0	\$0	\$0	\$96	
TOTAL	\$0	\$353	\$128	\$0	\$0	\$0	\$0	\$480	

ROUTE: EN22		PROJECT NAME (NEW)				PROGRAM/SYSTEM		MPO Area	
UPC:	121209	VERONA PEDESTRIAN IMPROVEMENTS SEGEMENT 2 ENHANCEMENT				Enhancement		SAW	
Jurisdiction:	Augusta County					Start (CY)		Budget	Expenditure
Description:	FROM: City of Staunton TO: Dick Huff Lane					PE	2023	\$228	\$0
Scope:	Facilities for Pedestrians and Bicycles					RW	2025	\$309	\$0
						CN	2025	\$2,161	\$0
						Total		\$2,697	\$0
Service Area / Fund	Previous	FY2023	FY2024	FY2025	FY2026	FY2027	FY2028	Total	
Specialized State and Federal									
Federal	\$0	\$48	\$505	\$0	\$0	\$0	\$0	\$553	
Other Funds									
Other	\$0	\$12	\$126	\$0	\$0	\$0	\$0	\$138	
TOTAL	\$0	\$60	\$631	\$0	\$0	\$0	\$0	\$691	

ROUTE: U000		PROJECT NAME (NEW)				PROGRAM/SYSTEM		MPO Area	
UPC:	121152	MOSES MILL RD. BRIDGE REPLACEMENT				Urban		NonMPO	
Jurisdiction:	Lexington					Start (CY)		Budget	Expenditure
Description:	FROM: 0.10 Mi. N. Int. Rte. 11 TO: 0.12 Mi. N. Int. Rte. 11					PE	2026	\$113	\$0
Scope:	Bridge Replacement w/o Added Capacity					RW	2028	\$0	\$0
						CN	2029	\$796	\$0
						Total		\$909	\$0
Service Area / Fund	Previous	FY2023	FY2024	FY2025	FY2026	FY2027	FY2028	Total	
Revenue Sharing									
State	\$0	\$0	\$454	\$0	\$0	\$0	\$0	\$454	
Local	\$0	\$0	\$454	\$0	\$0	\$0	\$0	\$454	
TOTAL	\$0	\$0	\$909	\$0	\$0	\$0	\$0	\$909	

STATEWIDE

2023 - 2028

FINAL

This Page Is Intentionally Left Blank

Funding Allocation Summary STATEWIDE

Service Area / Fund Source	FY2023	FY2024	FY2025	FY2026	FY2027	FY2028	Total
High Priority Projects							
Federal	\$1,657	\$2,032	\$263	\$990	\$32,073	\$204,554	\$241,570
ITTF	11,750	8,431	23,800	25,000	25,000	25,000	118,981
State	8,024	2,363	409	8,783	10,716	17,062	47,358
High Priority Projects Total	\$21,432	\$12,826	\$24,473	\$34,773	\$67,790	\$246,616	\$407,909
Interstate Corridor Funds							
Debt	\$0	\$0	\$0	\$0	\$19,722	\$0	\$19,722
Federal	5,578	40,980	43,935	37,616	43,953	118,146	290,209
State	51,474	31,807	44,225	36,944	23,025	0	187,475
Interstate Corridor Funds Total	\$57,052	\$72,788	\$88,161	\$74,559	\$86,700	\$118,146	\$497,406
Special Structures							
State	\$0	\$0	\$0	\$0	\$0	\$3,794	\$3,794
Special Structures Total	\$0	\$0	\$0	\$0	\$0	\$3,794	\$3,794
VA Safety Funds							
Federal	\$44,045	\$74,491	\$69,824	\$105,651	\$103,077	\$113,563	\$510,651
State	33,299	14,429	22,230	19,003	14,924	9,745	113,630
VA Safety Funds Total	\$77,344	\$88,919	\$92,054	\$124,654	\$118,001	\$123,308	\$624,281
Specialized State and Federal							
Federal	\$122,388	\$120,544	\$136,334	\$133,073	\$109,547	\$134,795	\$756,681
Match	1,337	415	1,528	168	205	6,014	9,666
MPO TAP	5,114	10,669	13,398	13,659	13,926	14,197	70,962
State	18,518	18,702	13,743	13,920	18,115	21,481	104,478
Specialized State and Federal Total	\$147,356	\$150,330	\$165,002	\$160,820	\$141,792	\$176,487	\$941,787
Revenue Sharing							
Local	\$21,801	\$19,548	\$150	\$150	\$100,000	\$100,000	\$241,648
State	0	300	150	150	100,000	100,000	200,600
Revenue Sharing Total	\$21,801	\$19,848	\$300	\$300	\$200,000	\$200,000	\$442,248
Research & Planning							
State	\$14,378	\$26,341	\$26,754	\$27,195	\$27,655	\$28,137	\$150,460
Research & Planning Total	\$14,378	\$26,341	\$26,754	\$27,195	\$27,655	\$28,137	\$150,460
Maintenance							
Federal	\$422,169	\$282,052	\$283,199	\$284,366	\$285,554	\$242,132	\$1,799,471
Maintenance Total	\$422,169	\$282,052	\$283,199	\$284,366	\$285,554	\$242,132	\$1,799,471
Debt Service							
Federal	\$16,561	\$16,195	\$16,217	\$16,210	\$16,148	\$12,674	\$94,005
Debt Service Total	\$16,561	\$16,195	\$16,217	\$16,210	\$16,148	\$12,674	\$94,005
District Total	\$778,092	\$669,298	\$696,160	\$722,877	\$943,641	\$1,151,293	\$4,961,361

This Page Is Intentionally Left Blank

ROUTE: 0064	PROJECT NAME				PROGRAM/SYSTEM			MPO Area
UPC: 119445	#I64 CIP - 664 NWRO SSP				Interstate			Multiple MPOs
Jurisdiction:	Statewide							
Description:	FROM: Various TO: Various							
Scope:	Safety							
Service Area / Fund	Previous	FY2023	FY2024	FY2025	FY2026	FY2027	FY2028	Total
Interstate Corridor Funds								
Federal	\$396	\$0	\$0	\$0	\$0	\$0	\$0	\$396
State	\$71	\$71	\$71	\$71	\$71	\$71	\$0	\$424
TOTAL	\$467	\$71	\$71	\$71	\$71	\$71	\$0	\$820

ROUTE: 0064	PROJECT NAME				PROGRAM/SYSTEM			MPO Area
UPC: 120386	#I64CIP - 664 CRO SSP				Interstate			Multiple MPOs
Jurisdiction:	Statewide							
Description:	FROM: Various TO: Various							
Scope:	Safety							
Service Area / Fund	Previous	FY2023	FY2024	FY2025	FY2026	FY2027	FY2028	Total
Interstate Corridor Funds								
State	\$550	\$71	\$71	\$71	\$71	\$71	\$0	\$903

ROUTE: 0077	PROJECT NAME				PROGRAM/SYSTEM			MPO Area
UPC: 120396	#OTHERINT - I-77 OPERATIONAL IMPROVEMENTS - TRIP				Interstate			Multiple MPOs
Jurisdiction:	Statewide							
Description:	FROM: VARIOUS TO: VARIOUS							
Scope:								
Service Area / Fund	Previous	FY2023	FY2024	FY2025	FY2026	FY2027	FY2028	Total
Interstate Corridor Funds								
State	\$25	\$25	\$25	\$25	\$25	\$25	\$0	\$150

ROUTE: 0077	PROJECT NAME				PROGRAM/SYSTEM			MPO Area	
UPC: 120516	#OtherInt - I-77 OPERATIONAL IMPROVEMENTS - CCTV CAMERAS				Interstate			NonMPO	
Jurisdiction:	Statewide								
Description:	FROM: VARIOUS TO: VARIOUS								
Scope:	Safety								
						Start (CY)	Budget	Expenditure	
						PE			
						RW			
						CN	2022	\$370	\$0
						Total		\$370	\$0
Service Area / Fund	Previous	FY2023	FY2024	FY2025	FY2026	FY2027	FY2028	Total	
Interstate Corridor Funds									
State	\$62	\$154	\$154	\$0	\$0	\$0	\$0	\$370	

ROUTE: 0077	PROJECT NAME					PROGRAM/SYSTEM	MPO Area		
UPC: 120517	#OtherInt - I-77 OPERATIONAL IMPROVEMENTS - PCMS					Interstate	NonMPO		
Jurisdiction: Statewide							Start (CY)	Budget	Expenditure
Description: FROM: VARIOUS TO: VARIOUS						PE			
Scope: Safety						RW			
						CN	2022	\$210	\$0
						Total		\$210	\$0
Service Area / Fund	Previous	FY2023	FY2024	FY2025	FY2026	FY2027	FY2028	Total	
Interstate Corridor Funds									
State	\$35	\$88	\$88	\$0	\$0	\$0	\$0	\$210	

ROUTE: 0077	PROJECT NAME					PROGRAM/SYSTEM	MPO Area		
UPC: 120518	#OtherInt I-77 OPERATIONAL IMPROVEMENTS - PSAP INTEGRATIONS					Interstate	NonMPO		
Jurisdiction: Statewide							Start (CY)	Budget	Expenditure
Description: FROM: VARIOUS TO: VARIOUS						PE			
Scope: Safety						RW			
						CN	2024	\$270	\$0
						Total		\$270	\$0
Service Area / Fund	Previous	FY2023	FY2024	FY2025	FY2026	FY2027	FY2028	Total	
Interstate Corridor Funds									
State	\$45	\$75	\$75	\$75	\$0	\$0	\$0	\$270	

ROUTE: 0077	PROJECT NAME					PROGRAM/SYSTEM	MPO Area		
UPC: 120519	#OtherInt I-77 OPERATIONAL IMPROVEMENTS - SSP HAZARD DEVICES					Interstate	NonMPO		
Jurisdiction: Statewide							Start (CY)	Budget	Expenditure
Description: FROM: VARIOUS TO: VARIOUS						PE			
Scope: Safety						RW			
						CN	2023	\$23	\$0
						Total		\$23	\$0
Service Area / Fund	Previous	FY2023	FY2024	FY2025	FY2026	FY2027	FY2028	Total	
Interstate Corridor Funds									
State	\$4	\$10	\$10	\$0	\$0	\$0	\$0	\$23	

ROUTE: 0081	PROJECT NAME					PROGRAM/SYSTEM	MPO Area		
UPC: 115762	INTERSTATE CORRIDOR IMPROVEMENT PLAN SYIP BALANCE ENTRY					Interstate	NonMPO		
Jurisdiction: Statewide									
Description:									
Scope:									
Service Area / Fund	Previous	FY2023	FY2024	FY2025	FY2026	FY2027	FY2028	Total	
Interstate Corridor Funds									
Federal	\$0	\$1,204	\$36,530	\$42,535	\$37,616	\$43,953	\$118,146	\$279,984	
State	\$38,569	\$26,612	\$757	\$10,260	\$7,959	\$4,234	\$0	\$88,390	
Debt	\$0	\$0	\$0	\$0	\$0	\$19,722	\$0	\$19,722	
TOTAL	\$38,569	\$27,816	\$37,287	\$52,795	\$45,575	\$67,909	\$118,146	\$388,096	

ROUTE: 0081	PROJECT NAME				PROGRAM/SYSTEM			MPO Area	
UPC: 117220	#ITTF21 I-81 OPERATIONAL IMPROVEMENTS - PROGRAM UPC				Interstate			Multiple MPOs	
Jurisdiction:	Statewide								
Description:	FROM: Various TO: Various								
Scope:	Safety								
Service Area / Fund	Previous	FY2023	FY2024	FY2025	FY2026	FY2027	FY2028	Total	
High Priority Projects									
ITTF	\$7,268	\$2,350	\$0	\$0	\$0	\$0	\$0	\$0	\$9,618

ROUTE: 0081	PROJECT NAME				PROGRAM/SYSTEM			MPO Area		
UPC: 117790	#ITTF21 STUDY OF ADVANCED TECHNOLOGIES -I-81				Interstate			Multiple MPOs		
Jurisdiction:	Statewide									
Description:	FROM: various TO: various									
Scope:	Safety									
Service Area / Fund	Previous	FY2023	FY2024	FY2025	FY2026	FY2027	FY2028	Total		
High Priority Projects										
ITTF	\$382	\$0	\$0	\$0	\$0	\$0	\$0	\$0	\$382	

ROUTE: 0081	PROJECT NAME				PROGRAM/SYSTEM			MPO Area	
UPC: 118899	#I81CIP SWRO TOWING SERVICES FY22-27 TRIP PROGRAM				Interstate			Multiple MPOs	
Jurisdiction:	Statewide								
Description:	FROM: Various TO: Various								
Scope:	Safety								
Service Area / Fund	Previous	FY2023	FY2024	FY2025	FY2026	FY2027	FY2028	Total	
Interstate Corridor Funds									
State	\$4,999	\$2,054	\$2,115	\$2,179	\$2,244	\$2,311	\$0	\$0	\$15,903

ROUTE: 0081	PROJECT NAME				PROGRAM/SYSTEM			MPO Area	
UPC: 119654	#I81CIP PARALLEL FACILITIES IMPROVEMENTS O&M FY 21-27				Other			Multiple MPOs	
Street Name:	Arterials Adjancet to Interstate 81								
Jurisdiction:	Statewide								
Description:	FROM: State Line with Tennessee TO: State Line with West Virginia								
Scope:	Traffic Management/Engineering								
Service Area / Fund	Previous	FY2023	FY2024	FY2025	FY2026	FY2027	FY2028	Total	
Interstate Corridor Funds									
State	\$250	\$230	\$0	\$0	\$0	\$0	\$0	\$0	\$480

ROUTE: 0095	PROJECT NAME				PROGRAM/SYSTEM		MPO Area		
UPC: T26130	#I-95CIP CCTV - NRO				Interstate		Multiple MPOs		
Jurisdiction: Statewide							Start (CY)	Budget	Expenditure
Description: FROM: Various TO: Various					PE		\$450	\$0	
Scope: Safety					RW				
					CN		\$4,044	\$0	
					Total		\$4,494	\$0	
Service Area / Fund	Previous	FY2023	FY2024	FY2025	FY2026	FY2027	FY2028	Total	
Interstate Corridor Funds									
State	\$0	\$905	\$2,306	\$1,283	\$0	\$0	\$0	\$4,494	

ROUTE: 0095	PROJECT NAME				PROGRAM/SYSTEM		MPO Area	
UPC: 103222	I-95 HOV/HOT Lanes Debt Service				Interstate		Multiple MPOs	
Jurisdiction: Statewide								
Description: FROM: Garrisonville Road TO: 1 mile North of Edsall Road (28.0000 MI)								
Scope: Reconstruction w/ Added Capacity								
Service Area / Fund	Previous	FY2023	FY2024	FY2025	FY2026	FY2027	FY2028	Total
Debt Service								
Federal	\$70,883	\$7,237	\$7,100	\$7,121	\$7,115	\$7,054	\$3,580	\$110,089

ROUTE: 0095	PROJECT NAME				PROGRAM/SYSTEM		MPO Area	
UPC: 110379	I-95 SOUTHERN EXT EXPRESS LANES PROJECT GARVEE DEBT SERVICE				Interstate		Multiple MPOs	
Jurisdiction: Statewide								
Description:								
Scope:								
Service Area / Fund	Previous	FY2023	FY2024	FY2025	FY2026	FY2027	FY2028	Total
Debt Service								
Federal	\$8,761	\$1,226	\$1,226	\$1,226	\$1,226	\$1,226	\$1,226	\$16,115

ROUTE: 0095	PROJECT NAME				PROGRAM/SYSTEM		MPO Area	
UPC: 116652	#I95CIP Changeable Message Signs Program UPC				Interstate		Multiple MPOs	
Jurisdiction: Statewide								
Description: FROM: Various TO: Various								
Scope: Safety								
Service Area / Fund	Previous	FY2023	FY2024	FY2025	FY2026	FY2027	FY2028	Total
Interstate Corridor Funds								
Federal	\$750	\$0	\$0	\$0	\$0	\$0	\$0	\$750
State	\$1,690	\$450	\$350	\$0	\$0	\$0	\$0	\$2,490
TOTAL	\$2,440	\$450	\$350	\$0	\$0	\$0	\$0	\$3,240

ROUTE: 0095	PROJECT NAME				PROGRAM/SYSTEM		MPO Area	
UPC: 116656	#I95CIP VARIABLE SPEED LIMITS - PROGRAM UPC				Interstate		Multiple MPOs	
Jurisdiction:	Statewide							
Description:	FROM: Various TO: Various							
Scope:	Safety							
Service Area / Fund	Previous	FY2023	FY2024	FY2025	FY2026	FY2027	FY2028	Total
Interstate Corridor Funds								
Federal	\$0	\$2,374	\$2,551	\$0	\$0	\$0	\$0	\$4,924

ROUTE: 0095	PROJECT NAME				PROGRAM/SYSTEM		MPO Area	
UPC: 116657	#I95CIP RAMP METERING PROGRAM UPC				Interstate		Multiple MPOs	
Jurisdiction:	Statewide							
Description:	FROM: Various TO: Various							
Scope:	Safety							
Service Area / Fund	Previous	FY2023	FY2024	FY2025	FY2026	FY2027	FY2028	Total
Interstate Corridor Funds								
Federal	\$1,000	\$1,200	\$900	\$400	\$0	\$0	\$0	\$3,500
State	\$2,200	\$0	\$0	\$0	\$0	\$0	\$0	\$2,200
TOTAL	\$3,200	\$1,200	\$900	\$400	\$0	\$0	\$0	\$5,700

ROUTE: 0095	PROJECT NAME				PROGRAM/SYSTEM		MPO Area	
UPC: 116659	#I95CIP ADVANCED WORK ZONE TECHNOLOGY - PROGRAM UPC				Interstate		Multiple MPOs	
Jurisdiction:	Statewide							
Description:	FROM: Various TO: Various							
Scope:	Safety							
Service Area / Fund	Previous	FY2023	FY2024	FY2025	FY2026	FY2027	FY2028	Total
Interstate Corridor Funds								
State	\$650	\$150	\$150	\$0	\$0	\$0	\$0	\$950

ROUTE: 0095	PROJECT NAME				PROGRAM/SYSTEM		MPO Area	
UPC: 116661	#I95CIP CORRIDOR TECHNOLOGY IMPROVEMENTS - PROGRAM UPC				Interstate		Multiple MPOs	
Jurisdiction:	Statewide							
Description:	FROM: Various TO: Various							
Scope:	Safety							
Service Area / Fund	Previous	FY2023	FY2024	FY2025	FY2026	FY2027	FY2028	Total
Interstate Corridor Funds								
State	\$1,750	\$432	\$523	\$498	\$0	\$0	\$0	\$3,203

ROUTE: 0095	PROJECT NAME				PROGRAM/SYSTEM			MPO Area
UPC: 118225	#I95CIP CRO TRIP TOWING FY21-27				Interstate			Multiple MPOs
Jurisdiction:	Statewide							
Description:	FROM: Various TO: Various							
Scope:	Traffic Management/Engineering							
Service Area / Fund	Previous	FY2023	FY2024	FY2025	FY2026	FY2027	FY2028	Total
Interstate Corridor Funds								
State	\$1,946	\$862	\$891	\$740	\$740	\$740	\$0	\$5,918

ROUTE: 0095	PROJECT NAME				PROGRAM/SYSTEM			MPO Area
UPC: 118226	#I95CIP NRO TRIP TOWING FY21-27				Interstate			Multiple MPOs
Jurisdiction:	Statewide							
Description:	FROM: Various TO: Various							
Scope:	Traffic Management/Engineering							
Service Area / Fund	Previous	FY2023	FY2024	FY2025	FY2026	FY2027	FY2028	Total
Interstate Corridor Funds								
State	\$1,699	\$1,124	\$1,316	\$740	\$740	\$740	\$0	\$6,358

ROUTE: 0095	PROJECT NAME				PROGRAM/SYSTEM			MPO Area
UPC: 118961	#I95CIP CRO SSP FY23-26				Interstate			Multiple MPOs
Jurisdiction:	Statewide							
Description:	FROM: Various TO: Various							
Scope:	Safety							
Service Area / Fund	Previous	FY2023	FY2024	FY2025	FY2026	FY2027	FY2028	Total
Interstate Corridor Funds								
State	\$0	\$387	\$268	\$255	\$0	\$0	\$0	\$910

ROUTE: 0095	PROJECT NAME				PROGRAM/SYSTEM			MPO Area
UPC: 118962	#I95CIP NRO SSP FY23-26				Interstate			Multiple MPOs
Jurisdiction:	Statewide							
Description:	FROM: Various TO: Various							
Scope:	Safety							
Service Area / Fund	Previous	FY2023	FY2024	FY2025	FY2026	FY2027	FY2028	Total
Interstate Corridor Funds								
State	\$0	\$258	\$179	\$170	\$0	\$0	\$0	\$607

ROUTE: 0095		PROJECT NAME				PROGRAM/SYSTEM		MPO Area	
UPC:	119154	#I95CIP PUBLIC SERVICE ADVISORY(PSAP) INTEGRATIONS STATEWIDE				Interstate		Multiple MPOs	
Jurisdiction:	Statewide					Start (CY)	Budget	Expenditure	
Description:	FROM: Various TO: Various					PE	2021	\$900	\$51
Scope:	Safety					RW			
						CN			
						Total		\$900	\$51
Service Area / Fund	Previous	FY2023	FY2024	FY2025	FY2026	FY2027	FY2028	Total	
Interstate Corridor Funds									
State	\$90	\$203	\$608	\$0	\$0	\$0	\$0	\$900	

ROUTE: 0095		PROJECT NAME				PROGRAM/SYSTEM		MPO Area	
UPC:	119156	#I95CIP RM3P SYSTEM ENHANCEMENT				Interstate		Multiple MPOs	
Jurisdiction:	Statewide								
Description:	FROM: Various TO: Various								
Scope:	Safety								
Service Area / Fund	Previous	FY2023	FY2024	FY2025	FY2026	FY2027	FY2028	Total	
Interstate Corridor Funds									
State	\$0	\$0	\$250	\$250	\$0	\$0	\$0	\$500	

ROUTE: 0095		PROJECT NAME				PROGRAM/SYSTEM		MPO Area	
UPC:	119157	#I95CIP RM3P OPERATIONS FOR DYNAMIC MOBILITY MGMT				Interstate		Multiple MPOs	
Jurisdiction:	Statewide								
Description:	FROM: Various TO: Various								
Scope:	Safety								
Service Area / Fund	Previous	FY2023	FY2024	FY2025	FY2026	FY2027	FY2028	Total	
Interstate Corridor Funds									
Federal	\$800	\$800	\$1,000	\$1,000	\$0	\$0	\$0	\$3,600	
State	\$1,300	\$0	\$0	\$0	\$0	\$0	\$0	\$1,300	
TOTAL	\$2,100	\$800	\$1,000	\$1,000	\$0	\$0	\$0	\$4,900	

ROUTE: 0095		PROJECT NAME				PROGRAM/SYSTEM		MPO Area	
UPC:	120395	#I95CIP O&M SAFETY SERVICE PATROL FY23-25 - PROGRAM UPC				Interstate		Multiple MPOs	
Jurisdiction:	Statewide								
Description:	FROM: Various TO: Various								
Scope:	Safety								
Service Area / Fund	Previous	FY2023	FY2024	FY2025	FY2026	FY2027	FY2028	Total	
Interstate Corridor Funds									
State	\$2,611	\$2,611	\$2,611	\$2,611	\$2,611	\$2,611	\$0	\$15,664	

ROUTE:	0460	PROJECT NAME	PROGRAM/SYSTEM				MPO Area		
UPC:	103754	Route 460 PPTA Debt Service	Other				Multiple MPOs		
Jurisdiction:	Statewide								
Description:	FROM: Intersection with Route 58, City of Suffolk TO: Intersection with I-295, Prince George County (55.0000 MI)								
Scope:									
Service Area / Fund	Previous	FY2023	FY2024	FY2025	FY2026	FY2027	FY2028	Total	
Debt Service									
Federal	\$101,206	\$8,097	\$7,865	\$7,864	\$7,864	\$7,863	\$7,863	\$148,623	

ROUTE:	0969	PROJECT NAME	PROGRAM/SYSTEM				MPO Area			
UPC:	109506	#ITTF17 COMMUNITY WIDE ADAPTIVE SIGNAL SYSTEMS	Other				NonMPO			
Street Name:	Multiple						Start (CY)	Budget	Expenditure	
Jurisdiction:	Statewide						PE			
Description:	FROM: VARIOUS TO: VARIOUS						RW			
Scope:	Traffic Management/Engineering						CN	2018	\$3,168	\$2,761
								Total	\$3,168	\$2,761
Service Area / Fund	Previous	FY2023	FY2024	FY2025	FY2026	FY2027	FY2028	Total		
High Priority Projects										
ITTF	\$3,168	\$0	\$0	\$0	\$0	\$0	\$0	\$3,168		

ROUTE:	0969	PROJECT NAME	PROGRAM/SYSTEM				MPO Area			
UPC:	111010	Statewide-Install Upgraded Island Relays at 341 locations	Rail				NonMPO			
Street Name:	Various						Start (CY)	Budget	Expenditure	
Jurisdiction:	Statewide						PE			
Description:	FROM: Various TO: at NS RR Various Crossings						RW			
Scope:	Rail/Highway Crossing						CN	2024	\$335	\$0
								Total	\$335	\$0
Service Area / Fund	Previous	FY2023	FY2024	FY2025	FY2026	FY2027	FY2028	Total		
Specialized State and Federal										
Federal	\$0	\$335	\$0	\$0	\$0	\$0	\$0	\$335		

ROUTE:	9999	PROJECT NAME	PROGRAM/SYSTEM				MPO Area		
UPC:	T25408	#SS - SPECIAL STRUCTURES FUND EMERGENCY RESERVE	Other				NonMPO		
Jurisdiction:	Statewide								
Description:									
Scope:									
Service Area / Fund	Previous	FY2023	FY2024	FY2025	FY2026	FY2027	FY2028	Total	
Special Structures									
State	\$0	\$0	\$0	\$0	\$0	\$0	\$3,794	\$3,794	

ROUTE: 9999	PROJECT NAME				PROGRAM/SYSTEM			MPO Area
UPC: T24702	Revenue Sharing Balance Entry-LAD				Other			NonMPO
Jurisdiction: Statewide								
Description:								
Scope:								
Service Area / Fund	Previous	FY2023	FY2024	FY2025	FY2026	FY2027	FY2028	Total
Revenue Sharing								
State	\$779	\$0	\$300	\$150	\$150	\$100,000	\$100,000	\$201,379
Local	\$13,435	\$21,801	\$19,548	\$150	\$150	\$100,000	\$100,000	\$255,084
TOTAL	\$14,215	\$21,801	\$19,848	\$300	\$300	\$200,000	\$200,000	\$456,463

ROUTE: 9999	PROJECT NAME				PROGRAM/SYSTEM			MPO Area
UPC: T21770	STATEWIDE HPP DEALLOCATION BALANCE ENTRY				Other			NonMPO
Jurisdiction: Statewide								
Description:								
Scope:								
Service Area / Fund	Previous	FY2023	FY2024	FY2025	FY2026	FY2027	FY2028	Total
High Priority Projects								
Federal	\$4,921	\$1,657	\$0	\$0	\$0	\$0	\$0	\$6,578
State	\$11,770	\$0	\$0	\$0	\$0	\$0	\$0	\$11,770
TOTAL	\$16,691	\$1,657	\$0	\$0	\$0	\$0	\$0	\$18,349

ROUTE: 9999	PROJECT NAME				PROGRAM/SYSTEM			MPO Area
UPC: T21588	#ITTF STATEWIDE BALANCE ENTRY				Other			NonMPO
Jurisdiction: Statewide								
Description:								
Scope:								
Service Area / Fund	Previous	FY2023	FY2024	FY2025	FY2026	FY2027	FY2028	Total
High Priority Projects								
ITTF	\$1,463	\$325	\$1,706	\$21,650	\$25,000	\$25,000	\$25,000	\$100,144

ROUTE: 9999	PROJECT NAME				PROGRAM/SYSTEM			MPO Area
UPC: T21587	COMMITTED SAFETY PROJECTS - LOCAL SAFETY				Other			NonMPO
Street Name: VARIOUS								
Jurisdiction: Statewide								
Description: FROM: VARIOUS TO: VARIOUS								
Scope: Safety								
Service Area / Fund	Previous	FY2023	FY2024	FY2025	FY2026	FY2027	FY2028	Total
VA Safety Funds								
Federal	\$0	\$0	\$10,000	\$10,000	\$0	\$0	\$0	\$20,000

ROUTE: 9999	PROJECT NAME		PROGRAM/SYSTEM				MPO Area	
UPC: T20299	Transforming Rail in Virginia / VPRA		Other				NonMPO	
Jurisdiction:	Statewide							
Description:	FROM: 0 TO: 0							
Scope:	Other							
Service Area / Fund	Previous	FY2023	FY2024	FY2025	FY2026	FY2027	FY2028	Total
Specialized State and Federal								
CMAQ	\$7	\$0	\$0	\$0	\$0	\$0	\$0	\$7
Federal	\$56,099	\$8,830	\$8,628	\$9,223	\$19,651	\$22,765	\$0	\$125,197
Match	\$14,018	\$2,208	\$2,157	\$2,306	\$4,913	\$5,691	\$0	\$31,293
State	\$117,037	\$0	\$0	\$0	\$0	\$0	\$0	\$117,037
Other Funds								
Other	\$2,000	\$0	\$0	\$0	\$0	\$0	\$0	\$2,000
TOTAL	\$189,161	\$11,038	\$10,785	\$11,529	\$24,564	\$28,456	\$0	\$275,534

ROUTE: 9999	PROJECT NAME		PROGRAM/SYSTEM				MPO Area	
UPC: T17754	FAST LANES BALANCE ENTRY		Other				NonMPO	
Jurisdiction:	Statewide							
Description:								
Scope:								
Service Area / Fund	Previous	FY2023	FY2024	FY2025	FY2026	FY2027	FY2028	Total
Specialized State and Federal								
State	\$44,765	\$12,300	\$12,379	\$0	\$0	\$0	\$0	\$69,444

ROUTE: 9999	PROJECT NAME		PROGRAM/SYSTEM				MPO Area	
UPC: T14096	#HB2.BALANCE ENTRY		Other				NonMPO	
Jurisdiction:	Statewide							
Description:	FROM: n/a TO: n/a							
Scope:								
Service Area / Fund	Previous	FY2023	FY2024	FY2025	FY2026	FY2027	FY2028	Total
High Priority Projects								
Federal	\$0	\$0	\$2,032	\$263	\$990	\$32,073	\$204,554	\$239,913
State	\$26,812	\$0	\$2,306	\$176	\$8,274	\$7,565	\$17,062	\$62,195
TOTAL	\$26,812	\$0	\$4,338	\$439	\$9,264	\$39,638	\$221,616	\$302,107

ROUTE: 9999	PROJECT NAME		PROGRAM/SYSTEM				MPO Area	
UPC: T13838	Unpaved Roads Balance Entry		Secondary				NonMPO	
Jurisdiction:	Statewide							
Description:	FROM: statewide TO: statewide							
Scope:	Other							
Service Area / Fund	Previous	FY2023	FY2024	FY2025	FY2026	FY2027	FY2028	Total
District Grant Program								
Unpaved	\$11	\$0	\$0	\$0	\$0	\$0	\$0	\$11
Legacy CN Formula								
State	\$51	\$0	\$0	\$0	\$0	\$0	\$0	\$51
TOTAL	\$62	\$0	\$0	\$0	\$0	\$0	\$0	\$62

ROUTE: 9999	PROJECT NAME		PROGRAM/SYSTEM				MPO Area	
UPC: T11802	Vehicle Fuel Conversion Program		Other				Multiple MPOs	
Jurisdiction:	Statewide							
Description:	FROM: 1 TO: 1							
Scope:	Other							
						Start (CY)	Budget	Expenditure
						PE		
						RW		
						CN	2012	\$8,640
						Total		\$8,640
								\$0
								\$0
Service Area / Fund	Previous	FY2023	FY2024	FY2025	FY2026	FY2027	FY2028	Total
Specialized State and Federal								
Federal	\$6,912	\$0	\$0	\$0	\$0	\$0	\$0	\$6,912
Match	\$1,728	\$0	\$0	\$0	\$0	\$0	\$0	\$1,728
TOTAL	\$8,640	\$0	\$0	\$0	\$0	\$0	\$0	\$8,640

ROUTE: 9999	PROJECT NAME		PROGRAM/SYSTEM				MPO Area	
UPC: T10588	GARVEE DEBT SERVICE - Balance Entry		Other				NonMPO	
Jurisdiction:	Statewide							
Description:								
Scope:								
Service Area / Fund	Previous	FY2023	FY2024	FY2025	FY2026	FY2027	FY2028	Total
Debt Service								
Federal	\$0	\$2	\$4	\$6	\$6	\$6	\$6	\$28

ROUTE: 9999	PROJECT NAME		PROGRAM/SYSTEM				MPO Area	
UPC: T2129	PREVENTATIVE MAINTENANCE AND SYSTEMS OPERATIONS		Other				NonMPO	
REPORT NOTE:	Federal funds.							
Jurisdiction:	Statewide							
Description:								
Scope:								
Service Area / Fund	Previous	FY2023	FY2024	FY2025	FY2026	FY2027	FY2028	Total
Maintenance								
Federal	\$1,571,003	\$422,169	\$282,052	\$283,199	\$284,366	\$285,554	\$242,132	\$3,370,474

ROUTE: 9999	PROJECT NAME				PROGRAM/SYSTEM			MPO Area
UPC: T1179	STATEWIDE SYIP UPDATE BALANCE ENTRY				Other			NonMPO
Jurisdiction: Statewide								
Description:								
Scope:								
Service Area / Fund	Previous	FY2023	FY2024	FY2025	FY2026	FY2027	FY2028	Total
Specialized State and Federal								
Federal	\$106,599	\$88,968	\$104,439	\$99,318	\$103,104	\$76,870	\$78,392	\$657,690
Match	\$407	\$0	\$0	\$0	\$0	\$0	\$0	\$407
State	\$17,533	\$6,218	\$6,323	\$13,743	\$13,920	\$18,115	\$21,481	\$97,332
Bond	\$2,464	\$0	\$0	\$0	\$0	\$0	\$0	\$2,464
Legacy CN Formula								
Federal	\$1,016	\$0	\$0	\$0	\$0	\$0	\$0	\$1,016
Match	\$218	\$0	\$0	\$0	\$0	\$0	\$0	\$218
State	\$31,172	\$0	\$0	\$0	\$0	\$0	\$0	\$31,172
TOTAL	\$159,408	\$95,186	\$110,762	\$113,060	\$117,024	\$94,984	\$99,873	\$790,298

ROUTE: 9999	PROJECT NAME				PROGRAM/SYSTEM			MPO Area
UPC: T1059	CMAQ TERMS Undistributed				Other			NonMPO
Jurisdiction: Statewide								
Description:								
Scope:								
Service Area / Fund	Previous	FY2023	FY2024	FY2025	FY2026	FY2027	FY2028	Total
Specialized State and Federal								
CMAQ	\$26	\$0	\$0	\$0	\$0	\$0	\$0	\$26
Federal	\$234	\$0	\$0	\$0	\$0	\$0	\$20,856	\$21,090
Match	\$55	\$0	\$0	\$0	\$0	\$0	\$5,214	\$5,269
TOTAL	\$315	\$0	\$0	\$0	\$0	\$0	\$26,070	\$26,385

ROUTE: 9999	PROJECT NAME				PROGRAM/SYSTEM			MPO Area
UPC: 70466	STATEWIDE TAP BALANCE ENTRY- UNALLOCATED				Enhancement			NonMPO
Jurisdiction: Statewide								
Description:								
Scope:								
Service Area / Fund	Previous	FY2023	FY2024	FY2025	FY2026	FY2027	FY2028	Total
Specialized State and Federal								
Federal	\$3,134	\$9,423	\$9,999	\$23,767	\$24,238	\$24,718	\$25,208	\$120,487
MPO TAP	\$7,209	\$5,114	\$10,669	\$13,398	\$13,659	\$13,926	\$14,197	\$78,171
TOTAL	\$10,343	\$14,537	\$20,667	\$37,165	\$37,897	\$38,644	\$39,405	\$198,658

ROUTE: 9999	PROJECT NAME				PROGRAM/SYSTEM			MPO Area
UPC: 70700	STATEWIDE HIGHWAY SAFETY BALANCE ENTRY				Other			NonMPO
Jurisdiction: Statewide								
Description:								
Scope:								
Service Area / Fund	Previous	FY2023	FY2024	FY2025	FY2026	FY2027	FY2028	Total
VA Safety Funds								
Federal	\$11,229	\$38,794	\$32,555	\$27,370	\$72,668	\$69,554	\$85,489	\$337,659
State	\$77,479	\$23,299	\$8,473	\$13,898	\$11,490	\$8,473	\$3,800	\$146,912
Specialized State and Federal								
Federal	\$15,178	\$5,293	\$0	\$0	\$0	\$0	\$0	\$20,472
Match	\$353	\$0	\$0	\$0	\$0	\$0	\$0	\$353
TOTAL	\$104,239	\$67,386	\$41,028	\$41,268	\$84,158	\$78,027	\$89,289	\$505,396

ROUTE: 9999	PROJECT NAME				PROGRAM/SYSTEM			MPO Area
UPC: 70704	STATEWIDE RAIL SAFETY BALANCE ENTRY				Rail			NonMPO
Jurisdiction: Statewide								
Description:								
Scope:								
Service Area / Fund	Previous	FY2023	FY2024	FY2025	FY2026	FY2027	FY2028	Total
Specialized State and Federal								
Federal	\$773	\$694	\$2,265	\$4,959	\$2,881	\$4,960	\$4,960	\$21,491
Match	\$38	\$0	\$0	\$0	\$0	\$0	\$0	\$38
TOTAL	\$811	\$694	\$2,265	\$4,959	\$2,881	\$4,960	\$4,960	\$21,529

ROUTE: 9999	PROJECT NAME				PROGRAM/SYSTEM			MPO Area
UPC: 109885	PRESCOPING BALANCE ENTRY - STATEWIDE				Other			NonMPO
Jurisdiction: Statewide								
Description:								
Scope: Preliminary Engineering								
Service Area / Fund	Previous	FY2023	FY2024	FY2025	FY2026	FY2027	FY2028	Total
Research & Planning								
State	\$20,909	\$6,378	\$18,341	\$18,754	\$19,195	\$19,655	\$20,137	\$123,369

ROUTE: 9999		PROJECT NAME				PROGRAM/SYSTEM		MPO Area	
UPC:	111613	STATEWIDE TRUCK PARKING MANAGEMENT SYSTEM - PHASE 2				Interstate		Multiple MPOs	
Jurisdiction:	Statewide					Start (CY)	Budget	Expenditure	
Description:	FROM: Various TO: Various					PE	2017	\$307	\$293
Scope:	Traffic Management/Engineering					RW			
					CN	2021	\$1,500	\$0	
					Total		\$1,807	\$293	
Service Area / Fund	Previous	FY2023	FY2024	FY2025	FY2026	FY2027	FY2028	Total	
High Priority Projects									
ITTF	\$1,423	\$0	\$0	\$0	\$0	\$0	\$0	\$1,423	
Legacy CN Formula									
State	\$384	\$0	\$0	\$0	\$0	\$0	\$0	\$384	
TOTAL	\$1,807	\$0	\$0	\$0	\$0	\$0	\$0	\$1,807	

ROUTE: 9999		PROJECT NAME				PROGRAM/SYSTEM		MPO Area	
UPC:	111892	ATMS - PHASE 1, 2, 3, 4				Interstate		Multiple MPOs	
Jurisdiction:	Statewide								
Description:	FROM: Various TO: Various								
Scope:	Safety								
Service Area / Fund	Previous	FY2023	FY2024	FY2025	FY2026	FY2027	FY2028	Total	
High Priority Projects									
ITTF	\$6,900	\$0	\$0	\$0	\$0	\$0	\$0	\$6,900	
Legacy CN Formula									
State	\$4,000	\$0	\$0	\$0	\$0	\$0	\$0	\$4,000	
TOTAL	\$10,900	\$0	\$0	\$0	\$0	\$0	\$0	\$10,900	

ROUTE: 9999		PROJECT NAME				PROGRAM/SYSTEM		MPO Area	
UPC:	112286	Safety Circuit Rider				Other		NonMPO	
Jurisdiction:	Statewide								
Description:	FROM: VARIOUS TO: VARIOUS								
Scope:	Safety								
Service Area / Fund	Previous	FY2023	FY2024	FY2025	FY2026	FY2027	FY2028	Total	
VA Safety Funds									
Federal	\$200	\$200	\$200	\$200	\$200	\$200	\$0	\$1,200	
Specialized State and Federal									
Federal	\$1,200	\$0	\$0	\$0	\$0	\$0	\$0	\$1,200	
TOTAL	\$1,400	\$200	\$200	\$200	\$200	\$200	\$0	\$2,400	

ROUTE: 9999	PROJECT NAME					PROGRAM/SYSTEM		MPO Area		
UPC: 115853	#ITTF20 DATA ANALYTICS FOR SAFETY STATEWIDE					Interstate		Multiple MPOs		
Jurisdiction: Statewide								Start (CY)	Budget	Expenditure
Description: FROM: N/A TO: N/A						PE	2024	\$2,000	\$365	
Scope: Safety						RW				
						CN				
						Total		\$2,000	\$365	
Service Area / Fund	Previous	FY2023	FY2024	FY2025	FY2026	FY2027	FY2028	Total		
High Priority Projects										
ITTF	\$500	\$0	\$0	\$0	\$0	\$0	\$0	\$500		
Legacy CN Formula										
State	\$1,500	\$0	\$0	\$0	\$0	\$0	\$0	\$1,500		
TOTAL	\$2,000	\$0	\$0	\$0	\$0	\$0	\$0	\$2,000		

ROUTE: 9999	PROJECT NAME					PROGRAM/SYSTEM		MPO Area	
UPC: 115854	#ITTF20 ARTERIAL OPERATIONS PROGRAM DASHBOARD					Interstate		Multiple MPOs	
Jurisdiction: Statewide									
Description: FROM: n/a TO: n/a									
Scope: Traffic Management/Engineering									
Service Area / Fund	Previous	FY2023	FY2024	FY2025	FY2026	FY2027	FY2028	Total	
High Priority Projects									
ITTF	\$450	\$0	\$0	\$0	\$0	\$0	\$0	\$450	
Legacy CN Formula									
State	\$800	\$0	\$0	\$0	\$0	\$0	\$0	\$800	
TOTAL	\$1,250	\$0	\$0	\$0	\$0	\$0	\$0	\$1,250	

ROUTE: 9999	PROJECT NAME					PROGRAM/SYSTEM		MPO Area	
UPC: 115855	#ITTF20 HIGH SPEED COMMUNICATIONS ARTERIALS STATEWIDE					Other		NonMPO	
Jurisdiction: Statewide									
Description: FROM: Various TO: Various									
Scope: Traffic Management/Engineering									
Service Area / Fund	Previous	FY2023	FY2024	FY2025	FY2026	FY2027	FY2028	Total	
High Priority Projects									
ITTF	\$712	\$0	\$0	\$0	\$0	\$0	\$0	\$712	

ROUTE: 9999	PROJECT NAME					PROGRAM/SYSTEM		MPO Area		
UPC: 115856	#ITTF20 PARKING DEMAND MANAGEMENT SYSTEM					Interstate		Multiple MPOs		
Jurisdiction: Statewide								Start (CY)	Budget	Expenditure
Description: FROM: Various TO: Various						PE	2021	\$195	\$0	
Scope: Traffic Management/Engineering						RW				
						CN	2022	\$1,755	\$0	
						Total		\$1,950	\$0	
Service Area / Fund	Previous	FY2023	FY2024	FY2025	FY2026	FY2027	FY2028	Total		
High Priority Projects										
ITTF	\$1,000	\$950	\$0	\$0	\$0	\$0	\$0	\$1,950		

ROUTE: 9999	PROJECT NAME				PROGRAM/SYSTEM		MPO Area	
UPC: 115866	#ITTF20 NOVA REGIONAL MULTI-MODAL MOBILITY PROGRAM (RM3P)				Interstate		Multiple MPOs	
Jurisdiction:	Statewide							
Description:								
Scope:	Traffic Management/Engineering							
Service Area / Fund	Previous	FY2023	FY2024	FY2025	FY2026	FY2027	FY2028	Total
High Priority Projects								
ITTF	\$260	\$0	\$0	\$0	\$0	\$0	\$0	\$260

ROUTE: 9999	PROJECT NAME				PROGRAM/SYSTEM		MPO Area	
UPC: 115869	#ITTF20 STATEWIDE TECHNOLOGY FOR OPERATIONS				Interstate		Multiple MPOs	
Jurisdiction:	Statewide							
Description:	FROM: Various TO: Various							
Scope:	Safety							
Service Area / Fund	Previous	FY2023	FY2024	FY2025	FY2026	FY2027	FY2028	Total
High Priority Projects								
ITTF	\$1,487	\$0	\$0	\$0	\$0	\$0	\$0	\$1,487
Legacy CN Formula								
Federal	\$83	\$0	\$0	\$0	\$0	\$0	\$0	\$83
State	\$100	\$0	\$0	\$0	\$0	\$0	\$0	\$100
TOTAL	\$1,669	\$0	\$0	\$0	\$0	\$0	\$0	\$1,669

ROUTE: 9999	PROJECT NAME				PROGRAM/SYSTEM		MPO Area	
UPC: 115881	#ITTF20 CYBERSECURITY UPGRADES/ENHANCEMENTS-OPS STATEWIDE				Interstate		Multiple MPOs	
Jurisdiction:	Statewide							
Description:	FROM: Various TO: Various							
Scope:	Safety							
Service Area / Fund	Previous	FY2023	FY2024	FY2025	FY2026	FY2027	FY2028	Total
Legacy CN Formula								
State	\$650	\$0	\$0	\$0	\$0	\$0	\$0	\$650

ROUTE: 9999	PROJECT NAME				PROGRAM/SYSTEM		MPO Area	
UPC: 116036	#ITTF21 RM3P MANAGEMENT & SOLUTION DEVELOPMENT				Interstate		Multiple MPOs	
Jurisdiction:	Statewide							
Description:	FROM: Various TO: Various							
Scope:	Traffic Management/Engineering							
Service Area / Fund	Previous	FY2023	FY2024	FY2025	FY2026	FY2027	FY2028	Total
High Priority Projects								
ITTF	\$3,250	\$0	\$0	\$0	\$0	\$0	\$0	\$3,250

	Start (CY)	Budget	Expenditure
PE	2019	\$3,250	\$2,351
RW			
CN			
Total		\$3,250	\$2,351

ROUTE: 9999	PROJECT NAME		PROGRAM/SYSTEM				MPO Area	
UPC: 116650	#I95CIP PARALLEL ARTERIAL IMPROVEMENTS		Other				NonMPO	
Street Name:	Various							
Jurisdiction:	Statewide							
Description:	FROM: Various TO: Various							
Scope:	Traffic Management/Engineering							
Service Area / Fund	Previous	FY2023	FY2024	FY2025	FY2026	FY2027	FY2028	Total
Interstate Corridor Funds								
State	\$3,019	\$283	\$99	\$0	\$0	\$0	\$0	\$3,401

ROUTE: 9999	PROJECT NAME		PROGRAM/SYSTEM				MPO Area	
UPC: 116981	STATEWIDE FIBER NETWORK ENHANCEMENTS-PROGRAM UPC		Interstate				Multiple MPOs	
Jurisdiction:	Statewide							
Description:	FROM: Various TO: Various							
Scope:	Safety							
Service Area / Fund	Previous	FY2023	FY2024	FY2025	FY2026	FY2027	FY2028	Total
High Priority Projects								
ITTF	\$5,000	\$0	\$0	\$0	\$0	\$0	\$0	\$5,000

ROUTE: 9999	PROJECT NAME		PROGRAM/SYSTEM				MPO Area	
UPC: 117200	Support for HSIP Program and Planning		Other				NonMPO	
Jurisdiction:	Statewide							
Description:	FROM: Statewide TO: Statewide							
Scope:	Safety							
Service Area / Fund	Previous	FY2023	FY2024	FY2025	FY2026	FY2027	FY2028	Total
VA Safety Funds								
Federal	\$1,000	\$2,226	\$2,800	\$2,800	\$2,800	\$2,800	\$0	\$14,426
Specialized State and Federal								
Federal	\$2,606	\$0	\$0	\$0	\$0	\$0	\$0	\$2,606
TOTAL	\$3,606	\$2,226	\$2,800	\$2,800	\$2,800	\$2,800	\$0	\$17,031

ROUTE: 9999	PROJECT NAME		PROGRAM/SYSTEM				MPO Area	
UPC: 117201	SHSP DEVELOPMENT AND IMPLEMENTATION		Other				NonMPO	
Street Name:	Various							
Jurisdiction:	Statewide							
Description:	FROM: Statewide TO: Statewide							
Scope:	Safety							
Service Area / Fund	Previous	FY2023	FY2024	FY2025	FY2026	FY2027	FY2028	Total
VA Safety Funds								
Federal	\$500	\$1,463	\$1,500	\$1,500	\$1,500	\$1,500	\$0	\$7,963
Specialized State and Federal								
Federal	\$1,510	\$0	\$0	\$0	\$0	\$0	\$0	\$1,510
TOTAL	\$2,010	\$1,463	\$1,500	\$1,500	\$1,500	\$1,500	\$0	\$9,473

ROUTE: 9999	PROJECT NAME				PROGRAM/SYSTEM		MPO Area	
UPC: 117202	Support for HSIP Crash and Data Analysis				Other		NonMPO	
Street Name:	Various							
Jurisdiction:	Statewide							
Description:	FROM: Statewide TO: Statewide							
Scope:	Safety							
Service Area / Fund	Previous	FY2023	FY2024	FY2025	FY2026	FY2027	FY2028	Total
VA Safety Funds								
Federal	\$500	\$1,362	\$1,500	\$1,500	\$1,500	\$1,500	\$0	\$7,862
Specialized State and Federal								
Federal	\$1,869	\$0	\$0	\$0	\$0	\$0	\$0	\$1,869
TOTAL	\$2,369	\$1,362	\$1,500	\$1,500	\$1,500	\$1,500	\$0	\$9,731

ROUTE: 9999	PROJECT NAME				PROGRAM/SYSTEM		MPO Area		
UPC: 117222	#ITTF21 Transportation Data Analytics Statewide				Interstate		Multiple MPOs		
Jurisdiction:	Statewide						Start (CY)	Budget	Expenditure
Description:	FROM: various TO: various				PE		2021	\$3,000	\$1,296
Scope:	Other				RW				
					CN				
					Total			\$3,000	\$1,296
Service Area / Fund	Previous	FY2023	FY2024	FY2025	FY2026	FY2027	FY2028	Total	
High Priority Projects									
ITTF	\$3,000	\$0	\$0	\$0	\$0	\$0	\$0	\$3,000	

ROUTE: 9999	PROJECT NAME				PROGRAM/SYSTEM		MPO Area		
UPC: 117223	#ITTF21 DASH ENHANCED REAL-TIME PREDICTIONS - STATEWIDE				Interstate		Multiple MPOs		
Jurisdiction:	Statewide						Start (CY)	Budget	Expenditure
Description:	FROM: various TO: various				PE		2021	\$48	\$48
Scope:	Safety				RW				
					CN				
					Total			\$48	\$48
Service Area / Fund	Previous	FY2023	FY2024	FY2025	FY2026	FY2027	FY2028	Total	
High Priority Projects									
ITTF	\$48	\$0	\$0	\$0	\$0	\$0	\$0	\$48	

ROUTE: 9999	PROJECT NAME				PROGRAM/SYSTEM		MPO Area	
UPC: 117224	ITTF FY21 RURAL MICROTRANSIT PILOT-STATEWIDE				Interstate		Multiple MPOs	
Jurisdiction:	Statewide							
Description:	FROM: various TO: various							
Scope:	Safety							
Service Area / Fund	Previous	FY2023	FY2024	FY2025	FY2026	FY2027	FY2028	Total
High Priority Projects								
ITTF	\$69	\$0	\$0	\$0	\$0	\$0	\$0	\$69

ROUTE: 9999	PROJECT NAME				PROGRAM/SYSTEM		MPO Area		
UPC: 117225	#ITTF21 TRANSPORTATION NAVIGATOR - ONE CLICK DIRECTORY				Interstate		Multiple MPOs		
Jurisdiction: Statewide							Start (CY)	Budget	Expenditure
Description: FROM: Various TO: Various							PE 2021	\$79	\$70
Scope: Safety							RW		
							CN		
							Total	\$79	\$70
Service Area / Fund	Previous	FY2023	FY2024	FY2025	FY2026	FY2027	FY2028	Total	
High Priority Projects									
ITTF	\$79	\$0	\$0	\$0	\$0	\$0	\$0	\$79	

ROUTE: 9999	PROJECT NAME				PROGRAM/SYSTEM		MPO Area	
UPC: 117226	#ITTF21 COMMUTE/VA COMMUTER RIDEMATCHING & INCENTIVE PROGRAM				Interstate		Multiple MPOs	
Jurisdiction: Statewide								
Description: FROM: various TO: various								
Scope: Safety								
Service Area / Fund	Previous	FY2023	FY2024	FY2025	FY2026	FY2027	FY2028	Total
High Priority Projects								
ITTF	\$350	\$0	\$0	\$0	\$0	\$0	\$0	\$350

ROUTE: 9999	PROJECT NAME				PROGRAM/SYSTEM		MPO Area	
UPC: 118652	STATEWIDE HIGHWAY SAFETY-DMV BALANCE ENTRY				Other		NonMPO	
Jurisdiction: Statewide								
Description:								
Scope:								
Service Area / Fund	Previous	FY2023	FY2024	FY2025	FY2026	FY2027	FY2028	Total
VA Safety Funds								
Federal	\$10,451	\$0	\$25,936	\$26,454	\$26,983	\$27,523	\$28,074	\$145,421
State	\$0	\$10,000	\$5,955	\$8,332	\$7,513	\$6,451	\$5,946	\$44,197
Specialized State and Federal								
Federal	\$11,244	\$10,148	\$0	\$0	\$0	\$0	\$0	\$21,392
TOTAL	\$21,695	\$20,148	\$31,891	\$34,786	\$34,497	\$33,974	\$34,019	\$211,011

ROUTE: 9999	PROJECT NAME				PROGRAM/SYSTEM		MPO Area	
UPC: 118653	P3 FOR PRESCOPING				Other		NonMPO	
Jurisdiction: Statewide								
Description:								
Scope: Preliminary Engineering								
Service Area / Fund	Previous	FY2023	FY2024	FY2025	FY2026	FY2027	FY2028	Total
Research & Planning								
State	\$2,000	\$2,000	\$2,000	\$2,000	\$2,000	\$2,000	\$2,000	\$14,000

ROUTE: 9999	PROJECT NAME				PROGRAM/SYSTEM		MPO Area	
UPC: 118654	PROJECT PIPELINE PRESCOPING				Other		NonMPO	
Jurisdiction:	Statewide							
Description:								
Scope:	Preliminary Engineering							
Service Area / Fund	Previous	FY2023	FY2024	FY2025	FY2026	FY2027	FY2028	Total
Research & Planning								
State	\$0	\$6,000	\$6,000	\$6,000	\$6,000	\$6,000	\$6,000	\$36,000

ROUTE: 9999	PROJECT NAME				PROGRAM/SYSTEM		MPO Area		
UPC: 119197	#ITTF22 OSPREY FIBER CONNECTIONS - STATEWIDE				Interstate		Multiple MPOs		
Jurisdiction:	Statewide								
Description:	FROM: Various TO: Various								
Scope:	Safety								
						Start (CY)	Budget	Expenditure	
						PE			
						RW			
						CN	2022	\$1,500	\$0
						Total		\$1,500	\$0
Service Area / Fund	Previous	FY2023	FY2024	FY2025	FY2026	FY2027	FY2028	Total	
High Priority Projects									
ITTF	\$875	\$0	\$0	\$0	\$0	\$0	\$0	\$875	
Legacy CN Formula									
State	\$625	\$0	\$0	\$0	\$0	\$0	\$0	\$625	
TOTAL	\$1,500	\$0	\$0	\$0	\$0	\$0	\$0	\$1,500	

ROUTE: 9999	PROJECT NAME				PROGRAM/SYSTEM		MPO Area		
UPC: 119198	#ITTF22 HIGH SPEED COMMUNICATIONS FOR SIGNALS (PHASE II)				Interstate		Multiple MPOs		
Jurisdiction:	Statewide								
Description:	FROM: Various TO: Variouys								
Scope:	Safety								
						Start (CY)	Budget	Expenditure	
						PE			
						RW			
						CN	2022	\$896	\$0
						Total		\$896	\$0
Service Area / Fund	Previous	FY2023	FY2024	FY2025	FY2026	FY2027	FY2028	Total	
High Priority Projects									
ITTF	\$896	\$0	\$0	\$0	\$0	\$0	\$0	\$896	

ROUTE: 9999	PROJECT NAME				PROGRAM/SYSTEM		MPO Area		
UPC: 119199	#ITTF22 STUDY FOR SMARTER LIGHTING INITIATIVE STATEWIDE				Interstate		Multiple MPOs		
Jurisdiction:	Statewide								
Description:	FROM: Various TO: Various								
Scope:	Safety								
						Start (CY)	Budget	Expenditure	
						PE	2022	\$0	\$0
						RW			
						CN			
						Total		\$500	\$0
Service Area / Fund	Previous	FY2023	FY2024	FY2025	FY2026	FY2027	FY2028	Total	
High Priority Projects									
ITTF	\$400	\$0	\$0	\$0	\$0	\$0	\$0	\$400	
Legacy CN Formula									
State	\$100	\$0	\$0	\$0	\$0	\$0	\$0	\$100	
TOTAL	\$500	\$0	\$0	\$0	\$0	\$0	\$0	\$500	

ROUTE: 9999	PROJECT NAME					PROGRAM/SYSTEM		MPO Area			
UPC: 119228	#ITTF22 RM3P DATA-EXCHANGE PLATFORM (DEP) DEVELOPMENT					Interstate		Multiple MPOs			
Jurisdiction: Statewide								Start (CY)	Budget	Expenditure	
Description: FROM: Various TO: Various								PE	2021	\$3,000	\$499
Scope: Safety								RW			
								CN			
								Total		\$3,000	\$499
Service Area / Fund	Previous	FY2023	FY2024	FY2025	FY2026	FY2027	FY2028	Total			
High Priority Projects											
ITTF	\$3,000	\$0	\$0	\$0	\$0	\$0	\$0	\$0	\$3,000		

ROUTE: 9999	PROJECT NAME					PROGRAM/SYSTEM		MPO Area			
UPC: 119332	#ITTF22 DATA-DRIVEN MGMT PROGRAM FOR PAVEMENT MARKING					Interstate		Multiple MPOs			
Jurisdiction: Statewide								Start (CY)	Budget	Expenditure	
Description: FROM: Various TO: Various								PE	2022	\$300	\$0
Scope: Safety								RW			
								CN			
								Total		\$300	\$0
Service Area / Fund	Previous	FY2023	FY2024	FY2025	FY2026	FY2027	FY2028	Total			
High Priority Projects											
ITTF	\$300	\$0	\$0	\$0	\$0	\$0	\$0	\$0	\$300		

ROUTE: 9999	PROJECT NAME					PROGRAM/SYSTEM		MPO Area	
UPC: 119379	#ITTF22 CONNECTED WORK ZONES PROGRAM STATEWIDE					Interstate		Multiple MPOs	
Jurisdiction: Statewide									
Description: FROM: Various TO: Various									
Scope: Safety									
Service Area / Fund	Previous	FY2023	FY2024	FY2025	FY2026	FY2027	FY2028	Total	
High Priority Projects									
ITTF	\$600	\$0	\$0	\$0	\$0	\$0	\$0	\$0	\$600
Legacy CN Formula									
State	\$100	\$0	\$0	\$0	\$0	\$0	\$0	\$0	\$100
TOTAL	\$700	\$0	\$0	\$0	\$0	\$0	\$0	\$0	\$700

ROUTE: 9999	PROJECT NAME					PROGRAM/SYSTEM		MPO Area			
UPC: 119401	#ITTF22 PROJECT EVALUATIONS STATEWIDE					Interstate		Multiple MPOs			
Jurisdiction: Statewide								Start (CY)	Budget	Expenditure	
Description: FROM: Various TO: Various								PE	2022	\$750	\$0
Scope: Safety								RW			
								CN			
								Total		\$750	\$0
Service Area / Fund	Previous	FY2023	FY2024	FY2025	FY2026	FY2027	FY2028	Total			
High Priority Projects											
ITTF	\$711	\$0	\$0	\$0	\$0	\$0	\$0	\$0	\$711		
Legacy CN Formula											
State	\$39	\$0	\$0	\$0	\$0	\$0	\$0	\$0	\$39		
TOTAL	\$750	\$0	\$0	\$0	\$0	\$0	\$0	\$0	\$750		

ROUTE: 9999		PROJECT NAME				PROGRAM/SYSTEM		MPO Area	
UPC:	119402	#ITTF22 INCIDENT RESPONSE OPTIMIZATION - STATEWIDE				Interstate		Multiple MPOs	
Jurisdiction:	Statewide					Start (CY)		Budget	Expenditure
Description:	FROM: Various TO: Various					PE	2022	\$1,030	\$0
Scope:	Safety					RW			
						CN			
						Total		\$1,030	\$0
Service Area / Fund	Previous	FY2023	FY2024	FY2025	FY2026	FY2027	FY2028	Total	
High Priority Projects									
ITTF	\$755	\$0	\$0	\$0	\$0	\$0	\$0	\$755	
Legacy CN Formula									
State	\$275	\$0	\$0	\$0	\$0	\$0	\$0	\$275	
TOTAL	\$1,030	\$0	\$0	\$0	\$0	\$0	\$0	\$1,030	

ROUTE: 9999		PROJECT NAME				PROGRAM/SYSTEM		MPO Area	
UPC:	119404	#ITTF22 GUIDE LIGHTS FOR SPEED MANAGEMENT STATEWIDE				Interstate		Multiple MPOs	
Jurisdiction:	Statewide					Start (CY)		Budget	Expenditure
Description:	FROM: various TO: various					PE			
Scope:	Safety					RW			
						CN	2022	\$1,000	\$8
						Total		\$1,000	\$8
Service Area / Fund	Previous	FY2023	FY2024	FY2025	FY2026	FY2027	FY2028	Total	
High Priority Projects									
ITTF	\$800	\$0	\$0	\$0	\$0	\$0	\$0	\$800	
Legacy CN Formula									
State	\$200	\$0	\$0	\$0	\$0	\$0	\$0	\$200	
TOTAL	\$1,000	\$0	\$0	\$0	\$0	\$0	\$0	\$1,000	

ROUTE: 9999		PROJECT NAME				PROGRAM/SYSTEM		MPO Area	
UPC:	119406	#ITTF22 AUTOMATED SPEED ENFORCEMENT PILOT STATEWIDE				Interstate		Multiple MPOs	
Jurisdiction:	Statewide					Start (CY)		Budget	Expenditure
Description:	FROM: Various TO: Various					PE			
Scope:	Safety					RW			
						CN			
						Total			
Service Area / Fund	Previous	FY2023	FY2024	FY2025	FY2026	FY2027	FY2028	Total	
High Priority Projects									
ITTF	\$550	\$0	\$0	\$0	\$0	\$0	\$0	\$550	
Legacy CN Formula									
State	\$50	\$0	\$0	\$0	\$0	\$0	\$0	\$50	
TOTAL	\$600	\$0	\$0	\$0	\$0	\$0	\$0	\$600	

ROUTE: 9999	PROJECT NAME					PROGRAM/SYSTEM		MPO Area		
UPC: 119720	DSS & AI TOOL					Interstate		Multiple MPOs		
Jurisdiction: Statewide								Start (CY)	Budget	Expenditure
Description: FROM: Various TO: Various						PE	2021	\$5,690	\$0	
Scope: Safety						RW				
						CN				
						Total		\$5,690	\$0	
Service Area / Fund	Previous	FY2023	FY2024	FY2025	FY2026	FY2027	FY2028	Total		
High Priority Projects										
ITTF	\$2,880	\$0	\$0	\$0	\$0	\$0	\$0	\$2,880		
Legacy CN Formula										
State	\$2,810	\$0	\$0	\$0	\$0	\$0	\$0	\$2,810		
TOTAL	\$5,690	\$0	\$0	\$0	\$0	\$0	\$0	\$5,690		

ROUTE: 9999	PROJECT NAME					PROGRAM/SYSTEM		MPO Area	
UPC: 119721	DYNAMIC INCENTIVIZATION					Interstate		Multiple MPOs	
Jurisdiction: Statewide									
Description: FROM: Various TO: Various									
Scope: Other									
Service Area / Fund	Previous	FY2023	FY2024	FY2025	FY2026	FY2027	FY2028	Total	
High Priority Projects									
ITTF	\$3,200	\$0	\$0	\$0	\$0	\$0	\$0	\$3,200	

ROUTE: 9999	PROJECT NAME					PROGRAM/SYSTEM		MPO Area		
UPC: 120369	SMART PARKING DATA COLLECTION, VALIDATION & OUTREACH					Interstate		Multiple MPOs		
Jurisdiction: Statewide								Start (CY)	Budget	Expenditure
Description: FROM: Various TO: Various						PE	2023	\$2,850	\$0	
Scope: Safety						RW				
						CN				
						Total		\$2,850	\$0	
Service Area / Fund	Previous	FY2023	FY2024	FY2025	FY2026	FY2027	FY2028	Total		
High Priority Projects										
ITTF	\$1,764	\$0	\$0	\$0	\$0	\$0	\$0	\$1,764		
Legacy CN Formula										
State	\$1,086	\$0	\$0	\$0	\$0	\$0	\$0	\$1,086		
TOTAL	\$2,850	\$0	\$0	\$0	\$0	\$0	\$0	\$2,850		

ROUTE: 9999	PROJECT NAME					PROGRAM/SYSTEM		MPO Area	
UPC: 120531	VIRGINIA BREEZE INTERCITY BUS					Other		NonMPO	
Jurisdiction: Statewide									
Description:									
Scope:									
Service Area / Fund	Previous	FY2023	FY2024	FY2025	FY2026	FY2027	FY2028	Total	
Interstate Corridor Funds									
State	\$1,072	\$243	\$243	\$0	\$0	\$0	\$0	\$1,558	

ROUTE: 9999		PROJECT NAME				PROGRAM/SYSTEM		MPO Area		
UPC:	120532	#SMART22 - INTERCITY RAIL SERVICE EXPANSION				Other		NonMPO		
REPORT NOTE: Balance to be provided by DRPT										
Street Name:	NA					Start (CY)		Budget	Expenditure	
Jurisdiction:	Statewide					PE				
Description:	FROM: NA TO: NA					RW				
Scope:	Other					CN		2025	\$257,200	\$0
						Total		\$257,200	\$0	
Service Area / Fund	Previous	FY2023	FY2024	FY2025	FY2026	FY2027	FY2028	Total		
High Priority Projects										
State	\$38,025	\$8,024	\$57	\$233	\$509	\$3,151	\$0	\$50,000		
Interstate Corridor Funds										
State	\$7,464	\$14,179	\$18,650	\$25,000	\$22,484	\$12,224	\$0	\$100,000		
Specialized State and Federal										
Federal	\$2,178	\$5,346	\$1,661	\$6,111	\$670	\$819	\$3,199	\$19,985		
Match	\$545	\$1,337	\$415	\$1,528	\$168	\$205	\$800	\$4,996		
TOTAL	\$48,211	\$28,886	\$20,784	\$32,872	\$23,831	\$16,399	\$3,999	\$174,981		

ROUTE: 9999		PROJECT NAME (NEW)				PROGRAM/SYSTEM		MPO Area	
UPC:	121564	#ITTF23 LEVERAGING CONNECTED CAR DATA FOR IMPROVED SAFETY				Interstate		Multiple MPOs	
Jurisdiction:	Statewide								
Description:	FROM: Various TO: Various								
Scope:	Safety								
Service Area / Fund	Previous	FY2023	FY2024	FY2025	FY2026	FY2027	FY2028	Total	
High Priority Projects									
ITTF	\$0	\$150	\$200	\$150	\$0	\$0	\$0	\$500	

ROUTE: 9999		PROJECT NAME				PROGRAM/SYSTEM		MPO Area		
UPC:	121643	#ITTF23 SMART INTERSECTIONS DEPLOYMENT SUPPORT				Other		Multiple MPOs		
Jurisdiction:	Statewide					Start (CY)		Budget	Expenditure	
Description:	FROM: Various TO: Various					PE		2023	\$250	\$0
Scope:	Safety					RW			\$0	\$0
						CN		2025	\$750	\$0
						Total		\$1,000	\$0	
Service Area / Fund	Previous	FY2023	FY2024	FY2025	FY2026	FY2027	FY2028	Total		
High Priority Projects										
ITTF	\$0	\$500	\$250	\$250	\$0	\$0	\$0	\$1,000		

ROUTE: 9999		PROJECT NAME (NEW)				PROGRAM/SYSTEM		MPO Area		
UPC:	121653	#ITTF23 - COOPERATIVE FREEWAY MANAGEMENT STUDY- NOVA/FRED				Interstate		Multiple MPOs		
Jurisdiction:	Statewide					Start (CY)		Budget	Expenditure	
Description:	FROM: Various TO: Various					PE		2022	\$3,000	\$0
Scope:	Preliminary Engineering					RW				
						CN				
						Total		\$3,000	\$0	
Service Area / Fund	Previous	FY2023	FY2024	FY2025	FY2026	FY2027	FY2028	Total		
High Priority Projects										
ITTF	\$0	\$1,250	\$1,250	\$500	\$0	\$0	\$0	\$3,000		

ROUTE: 9999		PROJECT NAME (NEW)				PROGRAM/SYSTEM		MPO Area	
UPC:	121654	#ITTF23 OPERATIONALIZE TRAFFIC OPERATIONS SUPPORT CENTER				Interstate		Multiple MPOs	
Jurisdiction:	Statewide					Start (CY)	Budget	Expenditure	
Description:	FROM: Various TO: Various					PE	2022	\$1,000	\$0
Scope:	Safety					RW			
						CN			
						Total		\$1,000	\$0
Service Area / Fund	Previous	FY2023	FY2024	FY2025	FY2026	FY2027	FY2028	Total	
High Priority Projects									
ITTF	\$0	\$300	\$500	\$200	\$0	\$0	\$0	\$0	\$1,000

ROUTE: 9999		PROJECT NAME (NEW)				PROGRAM/SYSTEM		MPO Area	
UPC:	121655	#ITTF23 IMPLEMENT AI-BASED INTEGRATED SECURITY PREDICTION				Interstate		Multiple MPOs	
Jurisdiction:	Statewide								
Description:	FROM: Various TO: Various								
Scope:	Safety								
Service Area / Fund	Previous	FY2023	FY2024	FY2025	FY2026	FY2027	FY2028	Total	
High Priority Projects									
ITTF	\$0	\$500	\$500	\$0	\$0	\$0	\$0	\$0	\$1,000

ROUTE: 9999		PROJECT NAME (NEW)				PROGRAM/SYSTEM		MPO Area	
UPC:	121666	#ITTF23 ITTF PROJECT EVALUATIONS				Interstate		Multiple MPOs	
Jurisdiction:	Statewide								
Description:	FROM: Various TO: Various								
Scope:	Safety								
Service Area / Fund	Previous	FY2023	FY2024	FY2025	FY2026	FY2027	FY2028	Total	
High Priority Projects									
ITTF	\$0	\$500	\$250	\$250	\$0	\$0	\$0	\$0	\$1,000

ROUTE: 9999		PROJECT NAME (NEW)				PROGRAM/SYSTEM		MPO Area	
UPC:	121667	#ITTF23 RM3P DEP MAINTENANCE & OPS				Interstate		Multiple MPOs	
Jurisdiction:	Statewide								
Description:	FROM: Various TO: Various								
Scope:	Safety								
Service Area / Fund	Previous	FY2023	FY2024	FY2025	FY2026	FY2027	FY2028	Total	
High Priority Projects									
ITTF	\$0	\$1,425	\$2,775	\$800	\$0	\$0	\$0	\$0	\$5,000

ROUTE: 9999	PROJECT NAME (NEW)				PROGRAM/SYSTEM		MPO Area	
UPC: 121668	#ITTF23 REAL-TIME INFORMATION DISSEMINATION FOR CMVs				Interstate		Multiple MPOs	
Jurisdiction:	Statewide							
Description:	FROM: Various TO: Various							
Scope:	Safety							
Service Area / Fund	Previous	FY2023	FY2024	FY2025	FY2026	FY2027	FY2028	Total
High Priority Projects								
ITTF	\$0	\$1,500	\$1,000	\$0	\$0	\$0	\$0	\$2,500

ROUTE: 9999	PROJECT NAME (NEW)				PROGRAM/SYSTEM		MPO Area	
UPC: 121669	IMPROVING TAP ACCESSIBILITY AND EFFICIENCY				Other		NonMPO	
Jurisdiction:	Statewide							
Description:								
Scope:								
Service Area / Fund	Previous	FY2023	FY2024	FY2025	FY2026	FY2027	FY2028	Total
Specialized State and Federal								
Federal	\$380	\$380	\$380	\$380	\$380	\$380	\$380	\$2,660

ROUTE: 9999	PROJECT NAME (NEW)				PROGRAM/SYSTEM		MPO Area		
UPC: 121670	#ITTF23 ADVANCED ROAD WEATHER INFORMATION SYSTEMS STUDY				Interstate		Multiple MPOs		
Jurisdiction:	Statewide						Start (CY)	Budget	Expenditure
Description:	FROM: VARIOUS TO: VARIOUS				PE		2023	\$500	\$0
Scope:	Safety				RW				
					CN				
					Total			\$500	\$0
Service Area / Fund	Previous	FY2023	FY2024	FY2025	FY2026	FY2027	FY2028	Total	
High Priority Projects									
ITTF	\$0	\$500	\$0	\$0	\$0	\$0	\$0	\$500	

ROUTE: 9999	PROJECT NAME				PROGRAM/SYSTEM		MPO Area		
UPC: 121712	NETWORK OPERATIONS CENTER IMPLEMENTATION				Interstate		Multiple MPOs		
Jurisdiction:	Statewide						Start (CY)	Budget	Expenditure
Description:	FROM: Various TO: Various				PE		2022	\$650	\$0
Scope:	Safety				RW				
					CN				
					Total			\$650	\$0
Service Area / Fund	Previous	FY2023	FY2024	FY2025	FY2026	FY2027	FY2028	Total	
High Priority Projects									
ITTF	\$200	\$0	\$0	\$0	\$0	\$0	\$0	\$200	
Legacy CN Formula									
State	\$450	\$0	\$0	\$0	\$0	\$0	\$0	\$450	
TOTAL	\$650	\$0	\$0	\$0	\$0	\$0	\$0	\$650	

ROUTE: 9999	PROJECT NAME (NEW)				PROGRAM/SYSTEM		MPO Area		
UPC: 121776	HARD SHOULDER RUNNING FEASIBILITY STUDY				Interstate		Multiple MPOs		
Jurisdiction: Statewide							Start (CY)	Budget	Expenditure
Description: FROM: Various TO: Various					PE	2022	\$2,000	\$0	
Scope: Safety					RW				
					CN				
					Total		\$2,000	\$0	
Service Area / Fund	Previous	FY2023	FY2024	FY2025	FY2026	FY2027	FY2028	Total	
High Priority Projects									
ITTF	\$2,000	\$0	\$0	\$0	\$0	\$0	\$0	\$2,000	

ROUTE: 9999	PROJECT NAME (NEW)				PROGRAM/SYSTEM		MPO Area		
UPC: 121822	#ITTF23 STATEWIDE FIBER NETWORK ENHANCEMENTS				Interstate		Multiple MPOs		
Jurisdiction: Statewide							Start (CY)	Budget	Expenditure
Description: FROM: Various TO: Various					PE				
Scope: Safety					RW				
					CN	2022	\$5,000	\$0	
					Total		\$5,000	\$0	
Service Area / Fund	Previous	FY2023	FY2024	FY2025	FY2026	FY2027	FY2028	Total	
High Priority Projects									
ITTF	\$3,500	\$1,500	\$0	\$0	\$0	\$0	\$0	\$5,000	

ROUTE: BEFH	PROJECT NAME				PROGRAM/SYSTEM		MPO Area	
UPC: 73245	FOREST HIGHWAY BALANCE ENTRY				Other		NonMPO	
Jurisdiction: Statewide								
Description:								
Scope:								
Service Area / Fund	Previous	FY2023	FY2024	FY2025	FY2026	FY2027	FY2028	Total
Specialized State and Federal								
Federal	\$9,785	\$1,800	\$1,800	\$1,800	\$1,800	\$1,800	\$1,800	\$20,585
Match	\$22	\$0	\$0	\$0	\$0	\$0	\$0	\$22
TOTAL	\$9,807	\$1,800	\$1,800	\$1,800	\$1,800	\$1,800	\$1,800	\$20,607

This Page Is Intentionally Left Blank

RAIL & PUBLIC TRANSPORTATION

2023 - 2028

FINAL

This Page Is Intentionally Left Blank

Commonwealth Transportation Board
FY 2023 Rail and Public Transportation Six Year Improvement Program
Table of Contents

	<u>Page</u>
FY 2023 Projection of Allocations	675
Fund Summary - Estimated Revenues, Carryovers, and Adjustments	677
Reconciliation of Allocations to Revenues	678
Transit Construction District Summary	679
Transit Construction District Detail:	
<i>Bristol District</i>	680
<i>Culpeper District</i>	682
<i>Fredericksburg District</i>	684
<i>Hampton Roads District</i>	686
<i>Lynchburg District</i>	690
<i>Northern Virginia District</i>	693
<i>Richmond District</i>	700
<i>Salem District</i>	704
<i>Staunton District</i>	709
<i>Multi-District</i>	713
Transit Funding Allocations Breakdown:	
<i>Operating Assistance Grants</i>	717
<i>Capital Assistance Grants</i>	720
<i>Special Project Grants</i>	722
<i>Senior Transportation Grants</i>	723
<i>Commuter Assistance Program (CAP) Operating and Project</i>	724
<i>Transit Ridership Incentive Program (TRIP)</i>	725
<i>FTA Section 5303-5304 Program Grants</i>	726
<i>FTA Section 5307 Program Grants</i>	727
<i>FTA Section 5310 Program Grants (Vehicles)</i>	729
<i>FTA Section 5310 Program Grants (Operating, Mobility Mgmt, Capital)</i>	731
<i>FTA Section 5311 and ADTAP Program Grants</i>	733
<i>FTA Section 5329 Program Grants</i>	735
<i>CMAQ and RSTP Projects Funding</i>	736
<i>Five Year Capital Needs</i>	737
Rail Funding Allocations Breakdown:	
<i>Rail Preservation Funds (RPF)</i>	749
<i>Freight Rail Program</i>	754
<i>Rail Fund Summary</i>	756
Appendix A - I-66 Commuter Choice Projects	757

This Page Is Intentionally Left Blank

Commonwealth Transportation Board FY 2023 Rail and Public Transportation Projection of Allocations

	FY23	FY24	FY25	FY26	FY27	FY28	Total
Operating Assistance	\$ 163,768,708	\$ 115,348,634	\$ 117,200,252	\$ 117,934,808	\$ 118,940,368	\$ 120,155,285	\$ 753,348,055
Operating Assistance - I-95 HOT Lanes	\$ 1,275,982	\$ 2,813,143	\$ 2,890,969	\$ 2,973,642	\$ 3,103,085	\$ 3,313,070	\$ 16,369,891
Capital Assistance - I-95 HOT Lanes	\$ -	\$ 3,750,000	\$ 3,750,000	\$ 3,750,000	\$ 3,750,000	\$ 3,750,000	\$ 18,750,000
Capital Assistance	\$ 78,959,532	\$ 75,918,953	\$ 77,154,047	\$ 77,952,261	\$ 79,293,579	\$ 80,103,523	\$ 469,381,895
Capital Assistance - Multi Year/Other Projects	\$ 979,672	\$ 980,137	\$ 979,454	\$ 670,944	\$ -	\$ -	\$ 3,610,207
WMATA Allocation	\$ 272,824,271	\$ 198,655,983	\$ 201,844,878	\$ 203,109,947	\$ 204,841,744	\$ 206,934,103	\$ 1,288,210,926
Dedicated Funds - WMATA	\$ 154,500,000	\$ 154,500,000	\$ 154,500,000	\$ 154,500,000	\$ 154,500,000	\$ 154,500,000	\$ 927,000,000
Special Projects, CAP Projects	\$ 12,919,442	\$ 10,680,428	\$ 10,851,875	\$ 10,919,890	\$ 11,012,997	\$ 11,125,489	\$ 67,510,121
Paratransit Assistance Program	\$ 820,029	\$ 1,500,000	\$ 1,500,000	\$ 1,500,000	\$ 1,500,000	\$ 1,500,000	\$ 8,320,029
State Safety Oversight	\$ 2,000,000	\$ 2,000,000	\$ 2,000,000	\$ 2,000,000	\$ 2,000,000	\$ 2,000,000	\$ 12,000,000
PRIIA Match	\$ 50,000,000	\$ 50,000,000	\$ 50,000,000	\$ 50,000,000	\$ 50,000,000	\$ 50,000,000	\$ 300,000,000
Local Funds	\$ 744,204	\$ 885,000	\$ 910,000	\$ 936,000	\$ 964,000	\$ 992,000	\$ 5,431,204
Transit Ridership Incentive Program	\$ 10,424,811	\$ 25,633,030	\$ 26,044,500	\$ 26,207,735	\$ 26,431,193	\$ 26,701,175	\$ 141,442,444
FTA State Administered Program Funds	\$ 67,877,983	\$ 69,621,797	\$ 71,710,451	\$ 73,861,765	\$ 76,077,618	\$ 78,359,947	\$ 437,509,561
Congestion Mitigation Air Quality (CMAQ)	\$ 20,295,190	\$ 11,175,502	\$ 12,750,294	\$ 11,319,311	\$ 13,144,906	\$ 8,996,999	\$ 77,682,202
Regional Surface Transportation Program (RSTP)	\$ 4,355,534	\$ 6,276,566	\$ 5,791,962	\$ 9,687,134	\$ 6,960,557	\$ 14,307,278	\$ 47,379,031
State Match from Transportation Trust Fund (TTF)	\$ 6,162,681	\$ 4,363,017	\$ 4,635,564	\$ 5,251,611	\$ 5,026,366	\$ 5,826,070	\$ 31,265,309
I-395 Toll Funds	\$ 16,160,679	\$ 16,557,193	\$ 16,971,123	\$ 17,395,401	\$ 17,830,286	\$ 18,276,043	\$ 103,190,725
I-66 Outside the Beltway Toll Funds	\$ 7,200,000	\$ 36,500,000	\$ 11,000,000	\$ 11,000,000	\$ 11,000,000	\$ 12,000,000	\$ 88,700,000
Total Public Transportation Allocation	\$ 871,268,718	\$ 787,159,383	\$ 772,485,369	\$ 780,970,449	\$ 786,376,699	\$ 798,840,982	\$ 4,797,101,600
Planning and Freight Rail Program	\$ 9,070,762	\$ 9,270,000	\$ 2,960,000	\$ 4,643,421	\$ 1,100,000	\$ 1,100,000	\$ 28,144,183
Rail Preservation Program	\$ 6,516,366	\$ 8,640,459	\$ 4,522,709	\$ 1,254,050	\$ 560,000	\$ 560,000	\$ 22,053,584
Total DRPT Rail Allocation	\$ 15,587,128	\$ 17,910,459	\$ 7,482,709	\$ 5,897,471	\$ 1,660,000	\$ 1,660,000	\$ 50,197,767
Total DRPT Public Transportation and Rail Allocation	\$ 886,855,846	\$ 805,069,842	\$ 779,968,078	\$ 786,867,920	\$ 788,036,699	\$ 800,500,982	\$ 4,847,299,367
VPRA Transforming Rail in Virginia	\$ 240,401,907	\$ 132,238,394	\$ 764,775,217	\$ 120,953,004	\$ 121,263,607	\$ 87,170,988	\$ 1,466,803,117
Total Allocations	\$ 1,127,257,753	\$ 937,308,236	\$ 1,544,743,295	\$ 907,820,924	\$ 909,300,306	\$ 887,671,970	\$ 6,314,102,484

This Page Is Intentionally Left Blank

Commonwealth Transportation Board FY 2023 Rail and Public Transportation Improvement Program Estimated Revenues, Carryovers, and Adjustments

Transit Estimated Revenues and Adjustments

CTF Estimated Revenue for Mass Transit Account	\$ 553,842,495
CTF Estimated Interest for Mass Transit Account	500,000
CTB Discretionary: Operating	15,000,000
CTB Discretionary: Capital	20,000,000
CTB Discretionary: WMATA	15,000,000
CTB Discretionary: Transit Ridership Incentive Program (TRIP)	20,000,000
I-395 Toll Revenue	16,153,359
I-66 Outside the Beltway Toll Revenue	21,250,000
Adjustment for DRPT Project Management (3.5%)	(17,651,987)
	644,093,867

Distribution of Transit Revenues (Adjusted)

Washington Metropolitan Area Transit Authority	272,824,271
Operating Assistance	164,393,503
Operating Assistance (I-95 Transit Operating Costs)	1,275,982
Mass Transit Revenues / Federal Match	50,000,000
Capital Assistance	80,239,316
Special Projects	14,457,436
Transit Ridership Incentive Program (TRIP)	20,000,000
I-395 Tolls	16,153,359
I-66 Outside the Beltway Tolls	21,250,000
State Safety Oversight	2,000,000
Paratransit Assistance	1,500,000
	644,093,867

Other Transit State and Local Funds

Dedicated Funding for WMATA	\$ 154,500,000
Carryover for Operating and Capital Reserve	10,000,000
Carryover for Transit Operating Program	2,841,220
Carryover for Transit Capital Program	18,618,823
Carryover for Paratransit Program	214,071
Carryover for Transit Bonds	8,271,819
Carryover for Special Program	6,429,472
Carryover for TRIP	18,057,983
Carryover for I-66 Tolls Outside the Beltway	8,649,353
Carryover for I-395 Tolls	7,320
Local Funds	744,204
State Transportation Trust Fund (TTF) / Other State	6,162,681
	\$ 234,496,946

Rail Funds

Commonwealth Rail Fund	\$ 13,888,138
Highway Construction Funds for Rail Preservation Fund	4,030,000
Adjustment for DRPT Project Management	(627,135)
Carryover for Commonwealth Rail Fund	4,169,820
Carryover for Rail Preservation Program	52,796
Carryover for Rail Bonds	463,211
	\$ 21,976,830

Federal Funds

Federal Transit Administration Formula Apportionment (FFY22)	65,081,369
Federal Transit Administration Formula Carryover	24,565,694
Federal Transit Administration 5310 ARPA Funding Carryover	761,162
Congestion Mitigation Air Quality (CMAQ)	20,295,190
Regional Surface Transportation Program (RSTP)	4,355,534
	\$ 115,058,949

Total FY 2023 Estimated Revenues, Carryovers, and Adjustments	\$ 1,015,626,592
--	-------------------------

Commonwealth Transportation Board
FY 2023 Rail and Public Transportation Improvement Program
Reconciliation of Allocations to Revenues

Total Rail and Public Transportation Allocations	\$ 886,855,846
Operating and Capital Reserve	10,000,000
Operating Unobligated	3,466,015
Capital Unobligated	26,336,447
Special Unobligated	7,967,466
Paratransit Unobligated	894,042
TRIP Funds Unobligated	27,633,172
Transit Bonds Unobligated	854,307
I-66 Unobligated	22,699,353
FTA Funds Unobligated	22,530,242
Transit Unobligated	<u>122,381,044</u>
Rail Preservation Unobligated	770,809
Rail Planning and Freight Rail Unobligated	<u>5,618,893</u>
Rail Unobligated	<u>6,389,702</u>
Total Current Year Revenues and Carryovers	<u><u>\$ 1,015,626,592</u></u>

Public Transportation
 FY23 Grants By Construction District Summaries

Operating Funding*	Total Expenses	Total Revenues	Federal Funds	State Funds	Other Income	Local Funds
Bristol	8,131,373	752,266	4,021,790	1,978,790	-	1,378,527
Culpeper	11,851,285	355,040	5,317,602	2,741,880	-	3,436,763
Fredericksburg	7,556,815	3,230,542	2,161,779	1,219,990	-	944,504
Hampton Roads	132,746,183	12,650,835	27,390,546	34,511,660	-	58,193,142
Lynchburg	13,573,271	928,906	2,274,926	3,083,963	-	7,285,476
Northern Virginia	310,643,563	62,511,153	18,876,736	86,003,227	7,200,000	136,052,447
Richmond	68,963,443	2,240,447	10,500,908	20,930,429	-	35,291,659
Salem	27,976,664	7,797,209	9,144,919	6,876,525	-	4,158,011
Staunton	11,441,582	2,240,381	6,172,448	2,876,423	-	152,330
Multi-District	21,834,888	292,020	9,541,842	5,289,985	-	6,711,041
Total:	614,719,067	92,998,799	95,403,496	165,512,872	7,200,000	253,603,900

* Includes 5303/5304 Planning Projects

Capital Projects**	Total Expenses	Federal Funds	State Funds	Other Income	Local Funds
Bristol	1,515,359	1,212,287	242,458	-	60,614
Culpeper	2,968,030	831,048	2,018,260	-	118,722
Fredericksburg	1,625,000	1,300,000	260,000	-	65,000
Hampton Roads	39,764,633	18,321,666	20,362,919	-	1,080,048
Lynchburg	1,751,281	1,238,187	443,043	-	70,051
Northern Virginia	311,015,031	98,258,880	95,081,439	-	117,674,712
Richmond	14,845,348	4,156,697	10,094,837	-	593,814
Salem	10,375,326	4,046,557	5,995,726	-	333,043
Staunton	6,305,500	5,044,400	1,008,880	-	252,220
Multi-District	3,714,522	2,971,617	594,324	-	148,581
Total:	393,880,030	137,381,341	136,101,886	-	120,396,803

** Includes CMAQ and RSTP

Human Service Projects (5310 and Senior Transportation)	Total Expenses	Federal Funds	State Funds	Local Funds
Bristol	-	-	-	-
Culpeper	663,300	489,310	107,352	66,638
Fredericksburg	803,476	599,129	97,557	106,790
Hampton Roads	1,444,776	1,197,993	47,667	199,116
Lynchburg	358,073	261,678	45,597	50,798
Northern Virginia	-	-	-	-
Richmond	1,940,531	1,519,241	279,109	142,181
Salem	1,476,035	1,180,183	115,882	179,970
Staunton	1,317,515	986,935	126,865	203,715
Multi-District	-	-	-	-
Total:	8,003,706	6,234,469	820,029	949,208

CAP Programs	Total Expenses	State Funds	Local Funds
Bristol	-	-	-
Culpeper	328,148	262,518	65,630
Fredericksburg	714,554	571,644	142,910
Hampton Roads	100,000	80,000	20,000
Lynchburg	63,602	50,882	12,720
Northern Virginia	1,933,520	1,546,816	386,704
Richmond	45,000	36,000	9,000
Salem	352,691	282,153	70,538
Staunton	380,122	304,098	76,024
Multi-District	459,000	367,200	91,800
Total:	4,376,637	3,501,311	875,326

Special Projects and TRIP	Total Expenses	Revenues	Federal Funds	State Funds	Local Funds
Bristol	60,000	-	-	36,000	24,000
Culpeper	1,980,000	-	-	1,572,000	408,000
Fredericksburg	95,498	-	-	47,749	47,749
Hampton Roads	1,539,388	-	-	923,633	615,755
Lynchburg	815,200	-	-	489,120	326,080
Northern Virginia	13,887,123	-	-	8,851,637	5,035,486
Richmond	12,502,241	-	-	5,787,685	6,714,556
Salem	847,870	52,800	-	481,334	313,736
Staunton	1,441,753	-	-	1,018,402	423,351
Multi-District	210,000	1,000	-	167,200	41,800
Total:	33,379,073	53,800	-	19,374,760	13,950,513

NVTC - WMATA Funding	Total Expenses	Total Revenues	Federal Funds	State Funds	Other Income	Local Funds
Northern Virginia	272,824,271	-	-	272,824,271	-	-

WMATA Dedicated Funding	Total Expenses	Total Revenues	Federal Funds	State Funds	Other Income	Local Funds
Northern Virginia	154,500,000	-	-	154,500,000	-	-

All Projects	Total Expenses	Total Revenues	Federal Funds	State Funds	Other Income	Local Funds
Bristol	9,706,732	752,266	5,234,077	2,257,248	-	1,463,141
Culpeper	17,790,763	355,040	6,637,960	6,702,010	-	4,095,753
Fredericksburg	10,795,343	3,230,542	4,060,908	2,196,940	-	1,306,953
Hampton Roads	175,594,980	12,650,835	46,910,205	55,925,879	-	60,108,061
Lynchburg	16,561,427	928,906	3,774,791	4,112,605	-	7,745,125
Northern Virginia	1,064,803,508	62,511,153	117,135,616	618,807,390	7,200,000	259,149,349
Richmond	98,296,563	2,240,447	16,176,846	37,128,060	-	42,751,210
Salem	41,028,586	7,850,009	14,371,659	13,751,620	-	5,055,298
Staunton	20,886,472	2,240,381	12,203,783	5,334,668	-	1,107,640
Multi-District	26,218,410	293,020	12,513,459	6,418,709	-	6,993,222
Total:	1,481,682,784	93,052,599	239,019,306	752,635,129	7,200,000	389,775,750

Bristol District - FY23

AASC / Four County Transit

Operating Budget

<u>Expenses</u>	<u>Amount</u>		
Operating Expenses	2,319,316		
<u>Income</u>	<u>Amount</u>	<u>Fund Source</u>	
Federal Funds	1,159,658	FTA Section 5311	
State Funds	565,560	State Operating Assistance	
Local Funds	594,098	Local General Funds	
Total	<u>2,319,316</u>		

Capital Budget

<u>Capital Items</u>	<u>Cost</u>	<u>State Funds</u>	<u>Federal Funds</u>	<u>Fund Source</u>
Replacement - Small, Light-duty Van with lift; 4yrs/100K mi (2)	178,000	28,480	142,400	FTA 5311/ADTAP
Expansion Support Vehicle - Pickup Truck; 4yrs/100K mi (1)	56,500	9,040	45,200	FTA 5311/ADTAP
Total Expense	234,500			
Total Federal Funds	187,600			
Total State Funds	37,520			
Local Assistance	9,380			

City of Bristol, Tennessee (Bristol TN/VA MPO)

FTA 5303 Program Grant

<u>Budget Items</u>	<u>Cost</u>	<u>State Funds</u>	<u>Federal Funds</u>	<u>Fund Source</u>
Program Grant	53,507	5,351	42,805	FTA Section 5303
Total Expense	53,507			
Total Federal Funds	42,805			
Total State Funds	5,351			
Local Assistance	5,351			

City of Bristol Virginia

Operating Budget

<u>Expenses</u>	<u>Amount</u>		
Operating Expenses	467,523		
<u>Income</u>	<u>Amount</u>	<u>Fund Source</u>	
Operating Revenues	29,000	Fares	
Federal Funds	190,000	FTA Section 5307	
State Funds	126,043	State Operating Assistance	
Local Funds	122,480	Local General Funds	
Total	<u>467,523</u>		

Capital Budget

<u>Capital Items</u>	<u>Cost</u>	<u>State Funds</u>	<u>Federal Funds</u>	<u>Fund Source</u>
Replacement - Small-size, light-duty transit bus or BOC; 4yrs/100K mi (1)	95,000	15,200	76,000	FTA 5307 / 2022
Transit Infrastructure (Bus Stop Signage)	8,000	1,280	6,400	FTA 5307 / 2022
Total Expense	103,000			
Total Federal Funds	82,400			
Total State Funds	16,480			
Local Assistance	4,120			

City of Kingsport, Tennessee (Kingsport TN/VA MPO)

FTA 5303 Program Grant

<u>Budget Items</u>	<u>Cost</u>	<u>State Funds</u>	<u>Federal Funds</u>	<u>Fund Source</u>
Program Grant	5,348	535	4,278	FTA Section 5303
Total Expense	5,348			
Total Federal Funds	4,278			
Total State Funds	535			
Local Assistance	535			

District Three Governmental Cooperative

Operating Budget

<u>Expenses</u>	<u>Amount</u>
Operating Expenses	2,950,080
<u>Income</u>	<u>Amount</u> <u>Fund Source</u>
Operating Revenues	402,066 Contract Service
Federal Funds	1,255,659 FTA 5311
Federal Funds	237,090 FTA 5307
State Funds	725,185 State Operating Assistance
Local Funds	330,080 Local General Funds
Total	<u>2,950,080</u>

Capital Budget

<u>Capital Items</u>	<u>Cost</u>	<u>State Funds</u>	<u>Federal Funds</u>	<u>Fund Source</u>
Replacement - Small-size, light-duty transit bus or BOC; 4yrs/100K mi (4)	440,000	70,400	352,000	FTA 5311/ADTAP
Total Expense	440,000			
Total Federal Funds			352,000	
Total State Funds		70,400		
Local Assistance	17,600			

Mountain Empire Older Citizens, Inc.

Operating Budget

<u>Expenses</u>	<u>Amount</u>
Operating Expenses	1,910,499
<u>Income</u>	<u>Amount</u> <u>Fund Source</u>
Operating Revenues	60,000 Fares
Operating Revenues	250,200 Contract Service
Federal Funds	925,250 FTA Section 5311
State Funds	447,252 State Operating Assistance
Local Funds	227,797 Local General Funds
Total	<u>1,910,499</u>

Capital Budget

<u>Capital Items</u>	<u>Cost</u>	<u>State Funds</u>	<u>Federal Funds</u>	<u>Fund Source</u>
Replacement - Medium-size, light-duty transit bus or BOC; 5yrs/150K mi (5)	379,710	60,754	303,768	FTA 5311/ADTAP
Replacement Support Vehicle - SUV; 4yrs/100K mi (1)	35,000	5,600	28,000	FTA 5311/ADTAP
Facility Equipment - Mechanical Equipment (Replace Equipment)	17,500	2,800	14,000	FTA 5311/ADTAP
Mobility Manager Cost	55,649	8,904	44,519	FTA 5311/ADTAP
Total Expense	487,859			
Total Federal Funds			390,287	
Total State Funds		78,058		
Local Assistance	19,514			

Transit Ridership Incentive Program

<u>Budget Items</u>	<u>Amount</u>	<u>Fund Source</u>
Zero Fare Project	60,000	
State Funds	36,000	State TRIP
Local Assistance	24,000	

Town of Bluefield-Graham Transit

Operating Budget

<u>Expenses</u>	<u>Amount</u>
Operating Expenses	425,100
<u>Income</u>	<u>Amount</u> <u>Fund Source</u>
Operating Revenues	11,000 Fares
Federal Funds	207,050 FTA Section 5311
State Funds	108,864 State Operating Assistance
Local Funds	98,186 Local General Funds
Total	<u>425,100</u>

Capital Budget

<u>Capital Items</u>	<u>Cost</u>	<u>State Funds</u>	<u>Federal Funds</u>	<u>Fund Source</u>
Replacement - Small-size, light-duty transit bus or BOC; 4yrs/100K mi (2)	250,000	40,000	200,000	FTA 5311
Total Expense	250,000			
Total Federal Funds			200,000	
Total State Funds		40,000		
Local Assistance	10,000			

Culpeper District - FY23

Charlottesville Area Transit

Operating Budget

<u>Expenses</u>	<u>Amount</u>	
Operating Expenses	11,536,428	
<u>Income</u>	<u>Amount</u>	<u>Fund Source</u>
Operating Revenues	330,040	Contract Service
Operating Revenues	25,000	Advertising
Federal Funds	5,093,253	FTA Section 5307
State Funds	2,729,126	State Operating Assistance
Local Funds	3,359,009	Local General Funds
Total	<u>11,536,428</u>	

Capital Budget

<u>Capital Items</u>	<u>Cost</u>	<u>State Funds</u>	<u>Federal Funds</u>	<u>Fund Source</u>
Replacement Support Vehicle - SUV, Pickup Truck; 4yrs/100K mi (2)	90,275	61,387	25,277	DRPT FTA 5339
ADP Software - Operations (Inventory Management Software)	217,500	147,900	60,900	DRPT FTA 5339
Transit Infrastructure (Bus Shelter Amenities and Improvements)	324,000	220,320	90,720	DRPT FTA 5339
ADP Software - Operations (Pre-trip Management Software)	30,000	20,400	8,400	DRPT FTA 5339
Surveillance / Security Equipment (Avon Facility)	62,255	42,333	17,431	DRPT FTA 5339
Engineering & Design of Admin Facility (Operations Annex & Alt. Fuel Mods)	1,662,500	1,130,500	465,500	DRPT FTA 5339
Engineering & Design of Admin Facility (Administration Building)	581,500	395,420	162,820	DRPT FTA 5339
Total Expense	2,968,030			
Total Federal Funds	831,048			
Total State Funds	2,018,260			
Local Assistance	118,722			

State Demonstration Assistance Program

<u>Budget Items</u>	<u>Amount</u>
<i>Albemarle County Transit Expansion</i>	1,940,000
Revenues	0
State Funds	1,552,000
Local Assistance	388,000

Rappahannock-Rapidan Community Services

FTA 5310 Capital Budget

<u>Capital Items</u>	<u>Cost</u>	<u>State Funds</u>	<u>Federal Funds</u>	<u>Fund Source</u>
Expansion Paratransit Vehicle (1)	65,000	0	52,000	FTA 5310
Replacement Paratransit Vehicle (2)	134,000	0	107,200	FTA 5310
Total Expense	199,000			
Total Federal Funds	159,200			
Total State Funds	0			
Local Assistance	39,800			

Rappahannock-Rapidan Regional Commission

FTA 5310 Operating Program

<u>Budget Items</u>	<u>Amount</u>	<u>Fund Source</u>
<i>FAMS & Regional Transportation Collaborative</i>	281,893	
Revenues	0	
Federal Funds	184,185	FTA 5310
State Funds	78,166	State Paratransit
Local Assistance	19,542	

FTA 5310 Mobility Management Program

<u>Budget Items</u>	<u>Amount</u>	<u>Fund Source</u>
<i>FAMS & Regional Transportation Collaborative</i>	182,407	
Federal Funds	145,925	FTA 5310
State Funds	29,186	State Paratransit
Local Assistance	7,296	

Commuter Assistance Program (CAP) Operating

<u>Budget Items</u>	<u>Amount</u>
<i>Commuter Services</i>	153,950
Revenues	0
Federal Funds	0
State Funds	123,160
Local Assistance	30,790

State Technical Assistance Program

<u>Budget Items</u>	<u>Amount</u>
<i>RRRC Commuter Services CAP Strategic Plan</i>	40,000
Revenues	0
Federal Funds	0
State Funds	20,000
Local Assistance	20,000

Thomas Jefferson Planning District Commission

Commuter Assistance Program (CAP) Operating

<u>Budget Items</u>	<u>Amount</u>
<i>RideShare</i>	174,198
Revenues	0
Federal Funds	0
State Funds	139,358
Local Assistance	34,840

FTA 5304 Program Grant

<u>Budget Items</u>	<u>Amount</u>	<u>Fund Source</u>
<i>Thomas Jefferson Planning District Transit Governance Study</i>	187,323	
Revenues	0	
Federal Funds	122,323	FTA 5304
State Funds	0	
Local Assistance	65,000	

FTA 5303 Program Grant

<u>Budget Items</u>	<u>Cost</u>	<u>State Funds</u>	<u>Federal Funds</u>	<u>Fund Source</u>
Program Grant	127,534	12,754	102,026	FTA Section 5303
Total Expense	127,534			
Total Federal Funds	102,026			
Total State Funds	12,754			
Local Assistance	12,754			

Fredericksburg District - FY23

Fredericksburg Regional Transit

Operating Budget

<u>Expenses</u>	<u>Amount</u>	
Operating Expenses	7,333,726	
<u>Income</u>	<u>Amount</u>	<u>Fund Source</u>
Operating Revenues	65,000	Contract Service
Federal Funds	1,983,308	FTA Section 5307
Federal Funds	3,132,542	CARES, ARPA
State Funds	1,197,681	State Operating Assistance
Local Funds	33,000	Other Revenue
Local Funds	922,195	Local General Funds
Total	<u>7,333,726</u>	

Capital Budget

<u>Capital Items</u>	<u>Cost</u>	<u>State Funds</u>	<u>Federal Funds</u>	<u>Fund Source</u>
Replacement - Medium-size, medium-duty transit bus or BOC; 7yrs/200K mi (5)	975,000	156,000	780,000	FTA 5307 / 2023
Surveillance / Security Equipment (Intrusion Alarm Conformity)	250,000	40,000	200,000	FTA 5307 / 2023
Technology/Equipment - ITS - On Board Systems (APCs)	400,000	64,000	320,000	FTA 5307 / 2023
Total Expense	1,625,000			
Total Federal Funds	1,300,000			
Total State Funds	260,000			
Local Assistance	65,000			

State Technical Assistance Program

<u>Budget Items</u>	<u>Amount</u>
<i>FRT - Transit Strategic Plan (TSP)</i>	95,498
Revenues	0
Federal Funds	0
State Funds	47,749
Local Assistance	47,749

George Washington Regional Commission

Commuter Assistance Program (CAP) Operating

<u>Budget Items</u>	<u>Amount</u>
<i>GW RideConnect</i>	341,142
Revenues	0
Federal Funds	0
State Funds	272,914
Local Assistance	68,228

Commuter Assistance Program (CAP) Project

<u>Budget Items</u>	<u>Amount</u>
<i>AdVANtage Vanpool Self-Insurance Program</i>	75,000
Revenues	0
Federal Funds	0
State Funds	60,000
Local Assistance	15,000

Commuter Assistance Program (CAP) Project

<u>Budget Items</u>	<u>Amount</u>
<i>Vanpool Connections by GW RideConnect</i>	154,879
Revenues	0
Federal Funds	0
State Funds	123,903
Local Assistance	30,976

FTA 5303 Program Grant

<u>Budget Items</u>	<u>Cost</u>	<u>State Funds</u>	<u>Federal Funds</u>	<u>Fund Source</u>
Program Grant	223,089	22,309	178,471	FTA Section 5303
Total Expense	223,089			
Total Federal Funds	178,471			
Total State Funds	22,309			
Local Assistance	22,309			

Middle Peninsula Planning District Commission

Commuter Assistance Program (CAP) Operating

<u>Budget Items</u>	<u>Amount</u>
Middle Peninsula Rideshare	84,171
Revenues	0
Federal Funds	0
State Funds	67,337
Local Assistance	16,834

Northern Neck Planning District Commission

Commuter Assistance Program (CAP) Operating

<u>Budget Items</u>	<u>Amount</u>
Northern Neck Commuter Services	59,362
Revenues	0
Federal Funds	0
State Funds	47,490
Local Assistance	11,872

Rappahannock Area Agency On Aging d/b/a Healthy Generations

FTA 5310 Operating Program

<u>Budget Items</u>	<u>Amount</u>	<u>Fund Source</u>
Healthy Generations Mobility Options and Transportation Program	283,733	
Revenues	0	
Federal Funds	183,335	FTA 5310
State Funds	80,318	State Paratransit
Local Assistance	20,080	

FTA 5310 Mobility Management Program

<u>Budget Items</u>	<u>Amount</u>	<u>Fund Source</u>
Healthy Generations Mobility Options and Transportation Program	107,743	
Federal Funds	86,194	FTA 5310
State Funds	17,239	State Paratransit
Local Assistance	4,310	

FTA 5310 Capital Budget

<u>Capital Items</u>	<u>Cost</u>	<u>State Funds</u>	<u>Federal Funds</u>	<u>Fund Source</u>
Expansion Paratransit Vehicle (1)	65,000	0	52,000	FTA 5310
Expansion Paratransit Vehicle (1)	67,000	0	53,600	FTA 5310
Total Expense	132,000			
Total Federal Funds	105,600			
Total State Funds	0			
Local Assistance	26,400			

Rappahannock Area CSB

FTA 5310 Capital Budget

<u>Capital Items</u>	<u>Cost</u>	<u>State Funds</u>	<u>Federal Funds</u>	<u>Fund Source</u>
Replacement Paratransit Vehicle (2)	140,000	0	112,000	FTA 5310
Expansion Paratransit Vehicle (2)	140,000	0	112,000	FTA 5310
Total Expense	280,000			
Total Federal Funds	224,000			
Total State Funds	0			
Local Assistance	56,000			

Hampton Roads District - FY23

City of Suffolk - Suffolk Transit

Operating Budget

<u>Expenses</u>	<u>Amount</u>		
Operating Expenses	1,975,553		
<u>Income</u>	<u>Amount</u>	<u>Fund Source</u>	
Operating Revenues	60,000	Fares	
Operating Revenues	4,500	Advertising	
Federal Funds	9,000	MPO Passthru	
Federal Funds	871,926	FTA Section 5307	
State Funds	433,543	State Operating Assistance	
Local Funds	596,584	Local General Funds	
Total	<u>1,975,553</u>		

Capital Budget

<u>Capital Items</u>	<u>Cost</u>	<u>State Funds</u>	<u>Federal Funds</u>	<u>Fund Source</u>
Replacement - Medium-size, light-duty transit bus or BOC; 5yrs/150K mi (1)	150,000	24,000	120,000	FTA 5307 / 2023
Replacement - Small-size, light-duty transit bus or BOC; 4yrs/100K mi (1)	110,000	17,600	88,000	FTA 5307 / 2023
Transit Infrastructure (Passenger Amenities)	15,000	2,400	12,000	FTA 5307 / 2023
Transit Infrastructure (Replacement Shelters) (2)	18,000	12,240	0	N/A
Force Account Construction (Sidewalks and Concrete Pads)	15,000	2,400	12,000	FTA 5307 / 2023
Total Expense	308,000			
Total Federal Funds	232,000			
Total State Funds	58,640			
Local Assistance	17,360			

Colonial Behavioral Health

FTA 5310 Capital Budget

<u>Capital Items</u>	<u>Cost</u>	<u>State Funds</u>	<u>Federal Funds</u>	<u>Fund Source</u>
Expansion Paratransit Vehicle (1)	65,000	0	52,000	FTA 5310
Total Expense	65,000			
Total Federal Funds	52,000			
Total State Funds	0			
Local Assistance	13,000			

Greensville County

Operating Budget

<u>Expenses</u>	<u>Amount</u>		
Operating Expenses	200,232		
<u>Income</u>	<u>Amount</u>	<u>Fund Source</u>	
Operating Revenues	3,500	Fares	
Operating Revenues	3,500	Advertising	
Federal Funds	98,366	FTA Section 5311	
State Funds	45,263	State Operating Assistance	
Local Funds	6,000	DSS Tokens for Clients	
Local Funds	43,603	Local General Funds	
Total	<u>200,232</u>		

Capital Budget

<u>Capital Items</u>	<u>Cost</u>	<u>State Funds</u>	<u>Federal Funds</u>	<u>Fund Source</u>
Replacement - Medium-size, light-duty transit bus or BOC; 5yrs/150K mi (1)	100,000	16,000	80,000	FTA 5311
Expansion - Medium-size, light-duty transit bus or BOC; 5yrs/150K mi (2)	200,000	32,000	160,000	FTA 5311
Transit Infrastructure (Bus Shelters) (3)	37,500	6,000	30,000	FTA 5311
Total Expense	337,500			
Total Federal Funds	270,000			
Total State Funds	54,000			
Local Assistance	13,500			

Hampton Roads Transit

Operating Budget

<u>Expenses</u>	<u>Amount</u>		
Operating Expenses	120,313,317		
<u>Income</u>	<u>Amount</u>	<u>Fund Source</u>	
Operating Revenues	8,694,756	Fares	
Operating Revenues	2,014,500	Contract Service	
Operating Revenues	1,000,000	Advertising	
Federal Funds	20,553,795	FTA Section 5307	
State Funds	31,464,937	State Operating Assistance	
Local Funds	60,000	Other Revenue	
Local Funds	56,525,329	Local General Funds	
Total	120,313,317		

Capital Budget

<u>Capital Items</u>	<u>Cost</u>	<u>State Funds</u>	<u>Federal Funds</u>	<u>Fund Source</u>
ADP Hardware - Operations (Large Technology Infrastructure)	715,261	486,377	200,273	FTA 5307 / 2023
ADP Hardware - Operations (Client Technology Systems SGR)	312,367	212,410	87,463	FTA 5307 / 2023
Surveillance / Security Equipment (Enterprise Video Surveillance System)	314,521	213,874	88,066	FTA 5307 / 2023
Fare Collection Equipment (Ticket Vending Machines - Bus)	543,956	369,890	152,308	FTA 5307 / 2023
Spare Parts / Assoc. Capital Maintenance Items (Light Rail SGR)	2,101,000	1,428,680	588,280	FTA 5337 / 2023
Transit Infrastructure (Light Rail Right-of-Way SGR)	318,270	216,424	89,116	FTA 5337 / 2023
Mid-life Overhaul/Repower Light Duty Medium BOC Components (22)	707,080	480,814	197,982	5339 (Grantee Controlled)
ADP Software - Operations (HRMS Replacement)	5,252,479	3,571,686	1,470,694	FTA 5307 / 2023
Replacement - Large, heavy-duty transit 35'-40' bus: 12yrs/500K mi (15)	8,508,106	5,785,512	2,382,270	5339 (Grantee Controlled)
Mid-life Overhaul/Rebuild - Repower Heavy Duty Large Bus (22)	2,987,182	2,031,284	836,411	5339 (Grantee Controlled)
Replacement Support Vehicle - Van, Sedan, SUV, Pickup Truck; 4yrs/100K (6)	375,198	255,135	105,055	FTA 5307 / 2023
Replacement - Small-size, heavy-duty transit bus or BOC; 10yrs/350K mi (3)	1,619,952	1,101,567	453,587	5339 (Grantee Controlled)
Total Expense	23,755,372			
Total Federal Funds	6,651,504			
Total State Funds	16,153,653			
Local Assistance	950,215			

Commuter Assistance Program (CAP) Project

<u>Budget Items</u>	<u>Amount</u>
Traffic Vanpool Assistance	100,000
Revenues	0
Federal Funds	0
State Funds	80,000
Local Assistance	20,000

Transit Ridership Incentive Program

<u>Budget Items</u>	<u>Amount</u>	<u>Fund Source</u>
Naval Station Norfolk Internal Circulator	1,539,388	
State Funds	923,633	State TRIP
Local Assistance	615,755	

MPO CMAQ-RSTP Project

<u>Capital Items</u>	<u>Cost</u>	<u>State Funds</u>	<u>Federal Funds</u>	<u>Fund Source</u>
HRT Traffic Program	1,000,000	200,000	800,000	RSTP
HRT Bus Vehicle Replacement	5,740,392	1,148,079	4,592,313	CMAQ
HRT Peninsula Corridor DEIS/Conceptual Engineering	2,045,144	409,029	1,636,115	RSTP

Hampton Roads TPO

FTA 5303 Program Grant

<u>Budget Items</u>	<u>Cost</u>	<u>State Funds</u>	<u>Federal Funds</u>	<u>Fund Source</u>
Program Grant	1,141,995	114,200	913,595	FTA Section 5303
Total Expense	1,141,995			
Total Federal Funds	913,595			
Total State Funds	114,200			
Local Assistance	114,200			

Hampton-Newport News Community Services Board

FTA 5310 Capital Budget

<u>Capital Items</u>	<u>Cost</u>	<u>State Funds</u>	<u>Federal Funds</u>	<u>Fund Source</u>
Replacement Paratransit Vehicle (2)	134,000	0	107,200	FTA 5310
Expansion Paratransit Vehicle (1)	67,000	0	53,600	
Total Expense	201,000			
Total Federal Funds	160,800			
Total State Funds	0			
Local Assistance	40,200			

Heart Havens, Inc.

FTA 5310 Capital Budget

<u>Capital Items</u>	<u>Cost</u>	<u>State Funds</u>	<u>Federal Funds</u>	<u>Fund Source</u>
Expansion Paratransit Vehicle (1)	70,000	0	56,000	FTA 5310
Total Expense	70,000			
Total Federal Funds	56,000			
Total State Funds	0			
Local Assistance	14,000			

Louise W. Eggleston Center, Inc.

FTA 5310 Capital Budget

<u>Capital Items</u>	<u>Cost</u>	<u>State Funds</u>	<u>Federal Funds</u>	<u>Fund Source</u>
Expansion Paratransit Vehicle (1)	65,000	0	52,000	FTA 5310
Expansion Paratransit Vehicle (1)	70,000	0	56,000	FTA 5310
Total Expense	135,000			
Total Federal Funds	108,000			
Total State Funds	0			
Local Assistance	27,000			

Peninsula Agency on Aging

FTA 5310 Operating Program

<u>Budget Items</u>	<u>Amount</u>	<u>Fund Source</u>
<i>Peninsula AA Transportation Services to Seniors, Veterans, Disabled Individuals</i>	210,861	
Revenues	0	
Federal Funds	210,861	FTA 5310
State Funds	0	State Paratransit
Local Assistance	0	

FTA 5310 Mobility Management Program

<u>Budget Items</u>	<u>Amount</u>	<u>Fund Source</u>
<i>Peninsula AA Transportation Services to Seniors, Veterans, Disabled Individuals</i>	210,930	
Federal Funds	168,744	FTA 5310
State Funds	33,749	State Paratransit
Local Assistance	8,437	

FTA 5310 Capital Budget

<u>Capital Items</u>	<u>Cost</u>	<u>State Funds</u>	<u>Federal Funds</u>	<u>Fund Source</u>
Expansion Paratransit Vehicle (2)	140,000	0	112,000	FTA 5310
Total Expense	140,000			
Total Federal Funds	112,000			
Total State Funds	0			
Local Assistance	28,000			

Senior Services of Southeastern Virginia

FTA 5310 Mobility Management Program

<u>Budget Items</u>	<u>Amount</u>	<u>Fund Source</u>
<i>Senior Services Senior Transportation & Mobility Management Programs</i>	86,985	
Federal Funds	69,588	FTA 5310
State Funds	13,918	State Paratransit
Local Assistance	3,479	

FTA 5310 Capital Budget

<u>Capital Items</u>	<u>Cost</u>	<u>State Funds</u>	<u>Federal Funds</u>	<u>Fund Source</u>
Replacement Paratransit Vehicle (3)	195,000	0	156,000	FTA 5310
Expansion Paratransit Vehicle (2)	130,000	0	104,000	FTA 5310
Total Expense	325,000			
Total Federal Funds	260,000			
Total State Funds	0			
Local Assistance	65,000			

STAR Transit

Operating Budget

<u>Expenses</u>		<u>Amount</u>
Operating Expenses		1,514,145
 <u>Income</u>		
Operating Revenues		40,000 Fares
Operating Revenues		10,000 Advertising
Federal Funds		737,073 FTA Section 5311
State Funds		298,169 State Operating Assistance
Local Funds		428,903 Local General Funds
Total		<u>1,514,145</u>

Capital Budget

<u>Capital Items</u>	<u>Cost</u>	<u>State Funds</u>	<u>Federal Funds</u>	<u>Fund Source</u>
Replacement - Small-size, light-duty transit bus or BOC; 4yrs/100K mi (3)	210,000	33,600	168,000	FTA 5311
Surveillance / Security Equipment - (Parking Lot Lighting - Phase II & III)	30,000	4,800	24,000	FTA 5311
Facility Equipment - Mechanical Equipment (Miscellaneous)	50,000	8,000	40,000	FTA 5311
Transit Infrastructure (Repair Storm Water Retention Pond)	25,000	4,000	20,000	FTA 5311
Total Expense	315,000			
Total Federal Funds	252,000			
Total State Funds	50,400			
Local Assistance	12,600			

Town of Chincoteague

Operating Budget

<u>Expenses</u>		<u>Amount</u>
Operating Expenses		98,842
 <u>Income</u>		
Operating Revenues		4,000 Fares
Federal Funds		47,421 FTA Section 5311
State Funds		23,547 State Operating Assistance
Local Funds		23,874 Local General Funds
Total		<u>98,842</u>

Williamsburg Area Transit Authority

Operating Budget

<u>Expenses</u>		<u>Amount</u>
Operating Expenses		7,502,099
 <u>Income</u>		
Operating Revenues		440,000 Fares
Operating Revenues		205,491 Contract Service
Operating Revenues		35,000 Advertising
Federal Funds		494,351 FTA Section 5311
Federal Funds		3,053,583 FTA Section 5307
Federal Funds		180,000 MPO Passthru
Federal Funds		431,436 CMAQ
State Funds		2,132,001 State Operating Assistance
Local Funds		69,588 Rental Income (Incidental Use)
Local Funds		460,649 Local General Funds
Total		<u>7,502,099</u>

Capital Budget

<u>Capital Items</u>	<u>Cost</u>	<u>State Funds</u>	<u>Federal Funds</u>	<u>Fund Source</u>
Construction Admin/Maint Facility (Service Building)	1,979,319	1,345,937	554,209	DRPT FTA 5339
Replacement - Small-size, light-duty transit bus or BOC; 4yrs/100K mi (2)	180,000	122,400	50,400	DRPT FTA 5339
Total Expense	2,159,319			
Total Federal Funds	604,609			
Total State Funds	1,468,337			
Local Assistance	86,373			

MPO CMAQ-RSTP Project

<u>Capital Items</u>	<u>Cost</u>	<u>State Funds</u>	<u>Federal Funds</u>	<u>Fund Source</u>
WATA York County Southeast Demo Routes	471,666	94,334	377,332	CMAQ
WATA Expansion of Bus Shelter	117,000	23,400	93,600	CMAQ
WATA Bus Replacement Purchase	3,142,710	628,542	2,514,168	CMAQ
WATA Upper York/Kent County Connector Demo Routes	372,530	74,506	298,024	CMAQ

Lynchburg District - FY23

Central VA Alliance for Community Living, Inc. (CVACL)

FTA 5310 Operating Program

<u>Budget Items</u>	<u>Amount</u>	<u>Fund Source</u>
<i>Transportation For People With Disabilities & Vehicle Replacement</i>	88,773	
Revenues	0	
Federal Funds	57,361	FTA 5310
State Funds	25,130	State Paratransit
Local Assistance	6,282	

FTA 5310 Capital Budget

<u>Capital Items</u>	<u>Cost</u>	<u>State Funds</u>	<u>Federal Funds</u>	<u>Fund Source</u>
Replacement Paratransit Vehicle (1)	65,000	0	52,000	FTA 5310
Replacement Paratransit Vehicle (1)	67,000	0	53,600	FTA 5310
Total Expense	132,000			
Total Federal Funds	105,600			
Total State Funds	0			
Local Assistance	26,400			

Central Virginia Planning District Commission

Commuter Assistance Program (CAP) Operating

<u>Budget Items</u>	<u>Amount</u>
<i>RIDE Solutions - Lynchburg</i>	63,602
Revenues	0
Federal Funds	0
State Funds	50,882
Local Assistance	12,720

FTA 5303 Program Grant

<u>Budget Items</u>	<u>Cost</u>	<u>State Funds</u>	<u>Federal Funds</u>	<u>Fund Source</u>
Program Grant	144,627	14,463	115,701	FTA Section 5303
Total Expense	144,627			
Total Federal Funds	115,701			
Total State Funds	14,463			
Local Assistance	14,463			

Danville Transit System

Operating Budget

<u>Expenses</u>	<u>Amount</u>
Operating Expenses	3,726,120
<u>Income</u>	<u>Amount</u> <u>Fund Source</u>
Operating Revenues	271,000 Fares
Operating Revenues	29,000 Contract Service
Operating Revenues	4,800 Advertising
Federal Funds	1,727,560 FTA Section 5311
State Funds	839,402 State Operating Assistance
Local Funds	854,358 Local General Funds
Total	3,726,120

Capital Budget

<u>Capital Items</u>	<u>Cost</u>	<u>State Funds</u>	<u>Federal Funds</u>	<u>Fund Source</u>
Replacement - 28-passenger, medium-duty transit bus; 7yrs/200K mi (2)	304,174	48,668	243,339	FTA 5311
Replacement - Small-size, light-duty transit bus or BOC; 4yrs/100K mi (3)	333,234	53,317	266,587	FTA 5311
Transit Infrastructure (Replacement Bus Stop Signs)	21,000	3,360	16,800	FTA 5311
ADP Software - Operations (Automated Scheduling Software Replacement)	280,000	44,800	224,000	FTA 5311
Rehab/Renovation of Customer Facility (Bathrooms at Transfer Center)	98,500	15,760	78,800	FTA 5311
Expansion Support Vehicle - Van; 4yrs/100K mi (1)	34,000	5,440	27,200	FTA 5311
Total Expense	1,070,908			
Total Federal Funds	856,726			
Total State Funds	171,345			
Local Assistance	42,837			

Farmville Area Bus

Operating Budget

<u>Expenses</u>	<u>Amount</u>	
Operating Expenses	730,520	
<u>Income</u>	<u>Amount</u>	<u>Fund Source</u>
Operating Revenues	9,000	Fares
Operating Revenues	143,050	Contract Service
Federal Funds	360,760	FTA Section 5311
State Funds	185,582	State Operating Assistance
Local Funds	32,128	Local General Funds
Total	730,520	

Capital Budget

<u>Capital Items</u>	<u>Cost</u>	<u>State Funds</u>	<u>Federal Funds</u>	<u>Fund Source</u>
Replacement - Small-size, light-duty transit bus or BOC; 4yrs/100K mi (3)	253,573	40,572	202,858	FTA 5311
Replacement Support Vehicle - SUV; 4yrs/100K mi	31,500	5,040	25,200	FTA 5311
Total Expense	285,073			
Total Federal Funds	228,058			
Total State Funds	45,612			
Local Assistance	11,403			

Greater Lynchburg Transit Company

Operating Budget

<u>Expenses</u>	<u>Amount</u>	
Operating Expenses	8,825,194	
<u>Income</u>	<u>Amount</u>	<u>Fund Source</u>
Operating Revenues	412,056	Fares
Operating Revenues	55,000	Advertising
State Funds	2,009,808	State Operating Assistance
Local Funds	6,348,330	Local General Funds
Total	8,825,194	

Capital Budget

<u>Capital Items</u>	<u>Cost</u>	<u>State Funds</u>	<u>Federal Funds</u>	<u>Fund Source</u>
Replacement Support Vehicle - SUV; 4yrs/100K mi (2)	94,150	64,022	26,362	DRPT FTA 5339
Spare Parts / Assoc. Capital Maintenance Items (Miscellaneous parts)	219,000	148,920	61,320	DRPT FTA 5339
Total Expense	313,150			
Total Federal Funds	87,682			
Total State Funds	212,942			
Local Assistance	12,526			

Transit Ridership Incentive Program

<u>Budget Items</u>	<u>Amount</u>	<u>Fund Source</u>
Route 4 Regional Connectivity Improvement	815,200	
State Funds	489,120	State TRIP
Local Assistance	326,080	

Piedmont Senior Resources Area Agency on Aging, Inc.

FTA 5310 Operating Program

<u>Budget Items</u>	<u>Amount</u>	<u>Fund Source</u>
PSR Vouchers for Non Emergency Medical Transportation and PSR VolMed	72,300	
Revenues	0	
Federal Funds	46,717	FTA 5310
State Funds	20,467	State Paratransit
Local Assistance	5,116	

FTA 5310 Capital Budget

<u>Capital Items</u>	<u>Cost</u>	<u>State Funds</u>	<u>Federal Funds</u>	<u>Fund Source</u>
Expansion Paratransit Vehicle (1)	65,000	0	52,000	FTA 5310
Total Expense	65,000			
Total Federal Funds	52,000			
Total State Funds	0			
Local Assistance	13,000			

Town of Altavista

Operating Budget

Expenses

Operating Expenses

Amount
 146,810

Income

Operating Revenues

Federal Funds

State Funds

Local Funds

Total

<u>Amount</u>	<u>Fund Source</u>
5,000	Fares
70,905	FTA Section 5311
34,708	State Operating Assistance
<u>36,197</u>	Local General Funds
146,810	

Capital Budget

Capital Items

Replacement - Small-size, light-duty transit bus or BOC; 4yrs/100K mi (1)

<u>Cost</u>	<u>State Funds</u>	<u>Federal Funds</u>	<u>Fund Source</u>
82,150	13,144	65,720	FTA 5311

Total Expense

82,150

Total Federal Funds

65,720

Total State Funds

13,144

Local Assistance

3,286

Northern Virginia District - FY23

City of Alexandria Department of Transportation and Environmental Services

Commuter Assistance Program (CAP) Operating

<u>Budget Items</u>	<u>Amount</u>
GO Alex	166,000
Revenues	0
Federal Funds	0
State Funds	132,800
Local Assistance	33,200

Transit Ridership Incentive Program

<u>Budget Items</u>	<u>Amount</u>	<u>Fund Source</u>
Zero Fare Project	4,716,107	
State Funds	2,829,664	State TRIP
Local Assistance	1,886,443	

MPO CMAQ-RSTP Project

<u>Capital Items</u>	<u>Cost</u>	<u>State Funds</u>	<u>Federal Funds</u>	<u>Fund Source</u>
Alexandria West End Transitway Operations	1,000,000	200,000	800,000	CMAQ
Alexandria Route 1 Metroway Extension	1,500,000	300,000	1,200,000	CMAQ
Dash Technology Phase II	350,000	70,000	280,000	RSTP

Alexandria Transit Company

State Intern Assistance Program

<u>Budget Items</u>	<u>Amount</u>
Intern (1)	40,000
Revenues	0
Federal Funds	0
State Funds	32,000
Local Assistance	8,000

Arlington County

State Intern Assistance Program

<u>Budget Items</u>	<u>Amount</u>
Intern (1)	41,600
Revenues	0
Federal Funds	0
State Funds	33,280
Local Assistance	8,320

State Technical Assistance Program

<u>Budget Items</u>	<u>Amount</u>
Transit Strategic Plan & CAP Update	998,000
Revenues	0
Federal Funds	0
State Funds	499,000
Local Assistance	499,000

State Technical Assistance Program

<u>Budget Items</u>	<u>Amount</u>
ART Fare Study	150,000
Revenues	0
Federal Funds	0
State Funds	75,000
Local Assistance	75,000

State Technical Assistance Program

<u>Budget Items</u>	<u>Amount</u>
Transitway Technical Assistance for SGR Evaluation	200,000
Revenues	0
Federal Funds	0
State Funds	100,000
Local Assistance	100,000

MPO CMAQ-RSTP Project

<u>Capital Items</u>	<u>Cost</u>	<u>State Funds</u>	<u>Federal Funds</u>	<u>Fund Source</u>
Arlington Commuter Assistance Program	7,106,792	1,421,359	5,685,433	CMAQ

County of Loudoun

Operating Budget

<u>Expenses</u>	<u>Amount</u>	
Operating Expenses	23,372,613	
<u>Income</u>	<u>Amount</u>	<u>Fund Source</u>
Operating Revenues	1,177,832	Fares
Operating Revenues	320,649	Contract Service
Operating Revenues	50,000	Advertising
State Funds	5,207,681	State Operating Assistance
Local Funds	701,434	Other Revenue
Local Funds	15,915,017	Local General Funds
Total	23,372,613	

Capital Budget

<u>Capital Items</u>	<u>Cost</u>	<u>State Funds</u>	<u>Federal Funds</u>	<u>Fund Source</u>
Replacement - Large, heavy-duty transit 35'-40' bus; 12yrs/500K mi (4)	2,400,000	1,632,000	0	N/A
Rehabilitate/Rebuild - Rehabilitation of Heavy Duty Large Bus (5)	1,000,000	680,000	0	N/A
Rehabilitate/Rebuild - Rehabilitation of Heavy Duty Large Bus (4)	800,000	544,000	0	N/A
Total Expense	4,200,000			
Total Federal Funds	0			
Total State Funds	2,856,000			
Local Assistance	1,344,000			

State Intern Assistance Program

<u>Budget Items</u>	<u>Amount</u>
Intern (2)	78,000
Revenues	0
Federal Funds	0
State Funds	62,400
Local Assistance	15,600

Commuter Assistance Program (CAP) Operating

<u>Budget Items</u>	<u>Amount</u>
Loudoun County Commuter Services	399,391
Revenues	0
Federal Funds	0
State Funds	319,513
Local Assistance	79,878

Commuter Assistance Program (CAP) Project

<u>Budget Items</u>	<u>Amount</u>
Loudoun County Commuter Services Employer Outreach Program	60,030
Revenues	0
Federal Funds	0
State Funds	48,024
Local Assistance	12,006

DATA

Commuter Assistance Program (CAP) Project

<u>Budget Items</u>	<u>Amount</u>
DATA's Employer Outreach Program	248,308
Revenues	0
Federal Funds	0
State Funds	198,646
Local Assistance	49,662

Fairfax County

Commuter Assistance Program (CAP) Operating

<u>Budget Items</u>	<u>Amount</u>
Fairfax County Commuter Services	643,126
Revenues	0
Federal Funds	0
State Funds	514,501
Local Assistance	128,625

Commuter Assistance Program (CAP) Project

<u>Budget Items</u>	<u>Amount</u>
Fairfax County Employer Services	158,162
Revenues	0
Federal Funds	0
State Funds	126,530
Local Assistance	31,632

I-95 HOT Lanes Operating Budget

<u>Expenses</u>	<u>Amount</u>
Operating Expenses	450,853
<u>Income</u>	<u>Amount</u> <u>Fund Source</u>
Operating Revenues	90,171 Fares
State Funds	360,682 State Operating Assistance
Local Funds	0 Local General Funds
Total	<u>450,853</u>

Transform 66 P3 Project

<u>Expenses</u>	<u>Cost</u>	<u>Fund Source</u>
I-66 Commuter Transit Service Operations	4,600,000	I-66 OTB Toll Revenues

MPO CMAQ-RSTP Project

<u>Capital Items</u>	<u>Cost</u>	<u>State Funds</u>	<u>Federal Funds</u>	<u>Fund Source</u>
Fairfax Countywide Transit Stores	650,000	130,000	520,000	CMAQ

Metropolitan Washington Council of Governments

FTA 5303 Program Grant

<u>Budget Items</u>	<u>Cost</u>	<u>State Funds</u>	<u>Federal Funds</u>	<u>Fund Source</u>
Program Grant	1,580,670	158,067	1,264,536	FTA Section 5303
Total Expense	1,580,670			
Total Federal Funds		1,264,536		
Total State Funds		158,067		
Local Assistance		158,067		

NVTC - Arlington County

Operating Budget

<u>Expenses</u>	<u>Amount</u>
Operating Expenses	25,224,546
<u>Income</u>	<u>Amount</u> <u>Fund Source</u>
Operating Revenues	3,473,772 Fares
State Funds	6,286,037 State Operating Assistance
Local Funds	15,464,737 Local General Funds
Total	<u>25,224,546</u>

Capital Budget

<u>Capital Items</u>	<u>Cost</u>	<u>State Funds</u>	<u>Federal Funds</u>	<u>Fund Source</u>
Transit Infrastructure (Bus Stop ADA/Accessibility Improvements)	710,000	482,800	0	N/A
Transit Infrastructure (Bus Stop Shelter & Amenities)	652,000	443,360	0	N/A
Technology/Equipment - ITS - On Board Systems (Transit ITS & Security)	915,000	622,200	0	N/A
Technology/Equipment - ITS - On Board Systems (Transit Signal Priority)	463,000	314,840	0	N/A
Transit Infrastructure (Transitway SGR)	550,000	374,000	0	N/A
Fare Collection Equipment (Farebox Rear Door Targets) (20)	115,800	78,744	0	N/A
Total Expense	3,405,800			
Total Federal Funds		0		
Total State Funds		2,315,944		
Local Assistance		1,089,856		

NVTC - City of Alexandria

Operating Budget

<u>Expenses</u>	<u>Amount</u>	
Operating Expenses	28,282,640	
<u>Income</u>	<u>Amount</u>	<u>Fund Source</u>
Operating Revenues	266,400	Advertising
State Funds	7,229,866	State Operating Assistance
Local Funds	4,767,000	Other - I-395, warranty/rebate, ins.
Local Funds	16,019,374	Local General Funds
Total	28,282,640	

Capital Budget

<u>Capital Items</u>	<u>Cost</u>	<u>State Funds</u>	<u>Federal Funds</u>	<u>Fund Source</u>
Replacement - Large, heavy-duty transit 35'-40' bus; 12yrs/500K mi (8)	4,830,774	3,284,926	0	N/A
Total Expense	4,830,774			
Total Federal Funds		0		
Total State Funds		3,284,926		
Local Assistance	1,545,848			

NVTC - City of Fairfax

Operating Budget

<u>Expenses</u>	<u>Amount</u>	
Operating Expenses	4,963,441	
<u>Income</u>	<u>Amount</u>	<u>Fund Source</u>
Operating Revenues	750,320	Contract Service
State Funds	1,369,833	State Operating Assistance
Local Funds	2,843,288	Local General Funds
Total	4,963,441	

Capital Budget

<u>Capital Items</u>	<u>Cost</u>	<u>State Funds</u>	<u>Federal Funds</u>	<u>Fund Source</u>
Surveillance / Security Equipment - On Board (CUE Bus Camera Update) (6)	26,742	18,185	0	N/A
Transit Infrastructure (CUE Bus Stop Signs)	50,000	34,000	0	N/A
Total Expense	76,742			
Total Federal Funds		0		
Total State Funds		52,185		
Local Assistance	24,557			

Transit Ridership Incentive Program

<u>Budget Items</u>	<u>Amount</u>	<u>Fund Source</u>
CUE Bus Zero Fare Project	375,000	
State Funds	300,000	State TRIP
Local Assistance	75,000	

NVTC - Fairfax County

Operating Budget

<u>Expenses</u>		<u>Amount</u>	
Operating Expenses		114,594,721	
 <u>Income</u>		<u>Amount</u>	<u>Fund Source</u>
Operating Revenues		2,193,834	Fares
Operating Revenues		309,654	Advertising
State Funds		28,910,548	State Operating Assistance
Local Funds		7,200	Seven Corners Park and Ride Lease
Local Funds		83,173,485	Local General Funds
Total		114,594,721	

Capital Budget

<u>Capital Items</u>	<u>Cost</u>	<u>State Funds</u>	<u>Federal Funds</u>	<u>Fund Source</u>
Replacement Support Vehicle - Sedan; 4yrs/100K mi (4)	125,000	85,000	0	N/A
Mid-life Overhaul - Rebuild Heavy Duty Large Bus Components (35)	3,850,000	2,618,000	0	N/A
Replacement - Large, heavy-duty transit 35'-40' bus: 12yrs/500K mi (28)	18,787,933	12,775,794	0	N/A
Shop Equipment (New and Replacement Shop Equipment)	660,000	448,800	0	N/A
Vehicle Support Equipment (Purchase & Installation of Electric Chargers (3)	924,999	628,999	0	N/A
3rd Party Project Management (Consultant Services - Fleet & Facilities Maintenance)	650,000	442,000	0	N/A
Transit Infrastructure (Bus Stop Inventory and Safety Program)	1,200,000	816,000	0	N/A
Rehab/Renovation of Customer Facility (Tysons West Park Transit Center)	2,200,000	1,496,000	0	N/A
Rehab/Renovation of Maint Facility (Huntington Garage Bay)	216,995	147,557	0	N/A
Facility Equipment - Electrical Equipment (West Ox Garage Fire Alarm)	260,000	176,800	0	N/A
Fare Collection Equipment (SmarTrip Program Updates)	2,100,000	1,428,000	0	N/A
Technology/Equipment - ITS - On Board Systems (ITS - Phase II)	1,140,000	775,200	0	N/A
Total Expense	32,114,927			
Total Federal Funds		0		
Total State Funds		21,838,150		
Local Assistance		10,276,777		

Transit Ridership Incentive Program

<u>Budget Items</u>	<u>Amount</u>	<u>Fund Source</u>
Subsidized SmarTrip Cards	3,232,200	
State Funds	1,939,320	State TRIP
Local Assistance	1,292,880	

NVTC - NVTC

State Intern Assistance Program

<u>Budget Items</u>	<u>Amount</u>
Intern (2)	40,000
Revenues	0
Federal Funds	0
State Funds	32,000
Local Assistance	8,000

State Technical Assistance Program

<u>Budget Items</u>	<u>Amount</u>
Northern Virginia Regional Zero-Emission Bus Strategic Plan	480,000
Revenues	0
Federal Funds	0
State Funds	240,000
Local Assistance	240,000

State Technical Assistance Program

<u>Budget Items</u>	<u>Amount</u>
NVTC - Northern Virginia Regional Bus Transit Analysis	300,000
Revenues	0
Federal Funds	0
State Funds	150,000
Local Assistance	150,000

NVTC - VRE

Operating Budget

<u>Expenses</u>		<u>Amount</u>		
Operating Expenses		70,853,879		
<u>Income</u>		<u>Amount</u>	<u>Fund Source</u>	
Operating Revenues		25,296,000	Fares	
Operating Revenues		150,000	Advertising	
Federal Funds		520,000	FTA Section 5307	
State Funds		24,476,892	State Operating Assistance	
Federal Funds		20,405,587	Other Federal	
Local Funds		5,400	Lease Income	
Local Funds		0	Local General Funds	
Total		70,853,879		

Capital Budget

<u>Capital Items</u>	<u>Cost</u>	<u>State Funds</u>	<u>Federal Funds</u>	<u>Fund Source</u>
New VRE Rail Station and Track Modifications - Design & Construction	50,114,619	2,190,154	11,025,216	FTA 5307 / 2023
Expansion Railcars	84,624,563	3,017,045	17,771,158	FTA 5307 / 2023
Debt Service for Rail Projects (71 Railcars)	6,122,951	979,672	4,898,361	Other Federal
Total Expense	140,862,133			
Total Federal Funds	33,694,735			
Total State Funds	6,186,871			
Local Assistance	100,980,527			

MPO CMAQ-RSTP Project

<u>Capital Items</u>	<u>Cost</u>	<u>State Funds</u>	<u>Federal Funds</u>	<u>Fund Source</u>
VRE Backlick Rd Station Platform Extension	500,000	100,000	400,000	CMAQ
VRE Manassas Park Station Second Platform	474,264	94,853	379,411	CMAQ

NVTC - WMATA

Operating and Capital

<u>Amount</u>	<u>Fund Source</u>
272,824,271	State Funds

PRTC

Operating Budget

<u>Expenses</u>		<u>Amount</u>		
Operating Expenses		32,689,600		
<u>Income</u>		<u>Amount</u>	<u>Fund Source</u>	
Operating Revenues		2,030,600	Fares	
Federal Funds		17,092,200	CMAQ - Federal	
State Funds		11,088,321	State Operating Assistance	
Local Funds		2,478,479	Local General Funds	
Total		32,689,600		

Capital Budget

<u>Capital Items</u>	<u>Cost</u>	<u>State Funds</u>	<u>Federal Funds</u>	<u>Fund Source</u>
Replacement - Large, heavy-duty transit 35'-40' bus; 12yrs/500K mi (80% Fed) (4)	2,287,600	366,016	1,830,080	5339 (Grantee Controlled)
Debt Service for Rail Projects	207,466	141,077	0	N/A
Rehab/Renovation of Admin/Maint Facility (Storm Water Management System)	2,553,000	1,736,040	0	N/A
Fare Collection Equipment (Farebox Internal Board Replacement) (10)	84,000	57,120	0	N/A
Expansion - Small, Light-duty Van with lift; 4yrs/100K mi (4)	420,000	285,600	0	N/A
Surveillance / Security Equipment (Cameras - Woodbridge Facility) (15)	83,700	56,916	0	N/A
Rehab/Renovation of Admin/Maint Facility (Woodbridge Facility)	294,100	199,988	0	N/A
Spare Parts / Assoc. Capital Maintenance Items (Engines, Transmissions, Warranties)	288,700	196,316	0	N/A
Replacement - Large, heavy-duty transit 35'-40' bus; 12yrs/500K mi (No Fed) (5)	2,859,500	1,944,460	0	N/A
Replacement - Large, heavy-duty transit 35'-40' bus; 12yrs/500K mi (6% Fed) (1)	571,900	388,892	34,314	5339 (Grantee Controlled)
Total Expense	9,649,966			
Total Federal Funds	1,864,394			
Total State Funds	5,372,425			
Local Assistance	2,413,147			

I-95 HOT Lanes Operating Budget

<u>Expenses</u>		<u>Amount</u>		
Operating Expenses		1,430,600		
<u>Income</u>		<u>Amount</u>	<u>Fund Source</u>	
Operating Revenues		515,300	Fares	
State Funds		915,300	State Operating Assistance	
Local Funds		0	Local General Funds	
Total		1,430,600		

PRTC (cont'd)

Transit Ridership Incentive Program

<u>Budget Items</u>	<u>Amount</u>	<u>Fund Source</u>
Regional Connectivity - Manassas Metro Express Bus	597,216	
State Funds	477,773	State TRIP
Local Assistance	119,443	

State Intern Assistance Program

<u>Budget Items</u>	<u>Amount</u>
Intern (1)	39,000
Revenues	0
Federal Funds	0
State Funds	31,200
Local Assistance	7,800

Commuter Assistance Program (CAP) Operating

<u>Budget Items</u>	<u>Amount</u>
OmniRide Ridesharing	243,503
Revenues	0
Federal Funds	0
State Funds	194,802
Local Assistance	48,701

State Technical Assistance Program

<u>Budget Items</u>	<u>Amount</u>
New Commuter Assistance Program Strategic Plan (CAPSP)	100,000
Revenues	0
Federal Funds	0
State Funds	50,000
Local Assistance	50,000

Commuter Assistance Program (CAP) Project

<u>Budget Items</u>	<u>Amount</u>
VanStart/VanSave	15,000
Revenues	0
Federal Funds	0
State Funds	12,000
Local Assistance	3,000

Transform 66 P3 Project

<u>Expenses</u>	<u>Cost</u>	<u>Fund Source</u>
I-66 Commuter Transit Service Operations	2,600,000	I-66 OTB Toll Revenues

MPO CMAQ-RSTP Project

<u>Capital Items</u>	<u>Cost</u>	<u>State Funds</u>	<u>Federal Funds</u>	<u>Fund Source</u>
PRTC Commuter Assistance Program	416,712	83,343	333,369	CMAQ

WMATA

Capital Budget

<u>Capital Items</u>	<u>Cost</u>	<u>State Funds</u>	<u>Federal Funds</u>	<u>Fund Source</u>
PRIIA	100,000,000	50,000,000	50,000,000	Other Federal
Dedicated Funds	154,500,000	154,500,000	0	
Total Expense	254,500,000			
Total Federal Funds	50,000,000			
Total State Funds	204,500,000			
Local Assistance	0			

MPO CMAQ-RSTP Project

<u>Capital Items</u>	<u>Cost</u>	<u>State Funds</u>	<u>Federal Funds</u>	<u>Fund Source</u>
WMATA Replacement Buses (FY19-FY23)	3,876,921	775,385	\$ 3,101,536	CMAQ

Richmond District - FY23

Chesterfield Community Services Board

FTA 5310 Capital Budget

<u>Capital Items</u>	<u>Cost</u>	<u>State Funds</u>	<u>Federal Funds</u>	<u>Fund Source</u>
Replacement Paratransit Vehicle (2)	134,000	0	107,200	FTA 5310
Total Expense	134,000			
Total Federal Funds	107,200			
Total State Funds	0			
Local Assistance	26,800			

Chesterfield County - Citizen Information and Resources

FTA 5310 Operating Program

<u>Budget Items</u>	<u>Amount</u>	<u>Fund Source</u>
Mobility Services	54,734	
Revenues	0	
Federal Funds	47,722	FTA 5310
State Funds	5,610	State Paratransit
Local Assistance	1,402	

FTA 5310 Capital Program

<u>Budget Items</u>	<u>Amount</u>	<u>Fund Source</u>
Mobility Services	500,000	
Federal Funds	400,000	FTA 5310
State Funds	80,000	State Paratransit
Local Assistance	20,000	

Chesterfield County - Transportation

State Demonstration Assistance Program

<u>Budget Items</u>	<u>Amount</u>
Chesterfield County Route 60 Transit Service Demonstration Project	2,350,000
Revenues	0
Federal Funds	0
State Funds	1,880,000
Local Assistance	470,000

City of Petersburg

Operating Budget

<u>Expenses</u>	<u>Amount</u>
Operating Expenses	4,655,923
<u>Income</u>	<u>Amount</u> <u>Fund Source</u>
Operating Revenues	255,268 Contract Service
Federal Funds	2,778,077 FTA Section 5307
State Funds	1,396,695 State Operating Assistance
Local Funds	5,600 Other Revenue (notes in Excel app)
Local Funds	220,283 Local General Funds
Total	4,655,923

Capital Budget

<u>Capital Items</u>	<u>Cost</u>	<u>State Funds</u>	<u>Federal Funds</u>	<u>Fund Source</u>
Expansion Support Vehicle - SUV; 4yrs/100K mi (3)	125,001	85,001	35,000	5339 (Grantee Controlled)
Replacement - Small-size, heavy-duty transit bus or BOC; 10yrs/350K mi (1)	19,147	13,020	5,361	5339 (Grantee Controlled)
Shop Equipment (Miscellaneous Shop Equipment) (12)	90,000	61,200	25,200	5339 (Grantee Controlled)
Total Expense	234,148			
Total Federal Funds	65,561			
Total State Funds	159,221			
Local Assistance	9,366			

Transit Ridership Incentive Program

<u>Budget Items</u>	<u>Amount</u>	<u>Fund Source</u>
TRIP Zero-fare and Low Income: PAT	784,254	
State Funds	627,403	State TRIP
Local Assistance	156,851	

Transit Ridership Incentive Program

<u>Budget Items</u>	<u>Amount</u>	<u>Fund Source</u>
Petersburg Area Transit Southern Express	503,163	
State Funds	301,898	State TRIP
Local Assistance	201,265	

City of Petersburg (cont'd)

State Technical Assistance Program

<u>Budget Items</u>	<u>Amount</u>
City of Petersburg /Petersburg Area Transit Bus Roadeo	106,584
Revenues	0
Federal Funds	0
State Funds	53,292
Local Assistance	53,292

State Technical Assistance Program

<u>Budget Items</u>	<u>Amount</u>
Petersburg Area Transit Maintenance Facility Feasibility Study	40,000
Revenues	0
Federal Funds	0
State Funds	20,000
Local Assistance	20,000

Crater District Area Agency on Aging

FTA 5310 Capital Budget

<u>Capital Items</u>	<u>Cost</u>	<u>State Funds</u>	<u>Federal Funds</u>	<u>Fund Source</u>
Replacement Paratransit Vehicle (1)	65,000	0	19,396	FTA 5310
Total Expense	65,000			
Total Federal Funds	19,396			
Total State Funds	0			
Local Assistance	45,604			

Crater Planning District Commission

FTA 5303 Program Grant

<u>Budget Items</u>	<u>Cost</u>	<u>State Funds</u>	<u>Federal Funds</u>	<u>Fund Source</u>
Program Grant	100,767	10,077	80,613	FTA Section 5303
Total Expense	100,767			
Total Federal Funds	80,613			
Total State Funds	10,077			
Local Assistance	10,077			

Greater Richmond Transit Company

Operating Budget

<u>Expenses</u>	<u>Amount</u>
Operating Expenses	63,561,100
<u>Income</u>	<u>Amount</u> <u>Fund Source</u>
Operating Revenues	1,374,579 Contract Service
Operating Revenues	605,000 Advertising
Federal Funds	7,125,697 FTA Section 5307
State Funds	19,459,091 State Operating Assistance
Local Funds	34,996,733 Local General Funds
Total	63,561,100

Capital Budget

<u>Capital Items</u>	<u>Cost</u>	<u>State Funds</u>	<u>Federal Funds</u>	<u>Fund Source</u>
Replacement - Large, heavy-duty transit 35'-40' bus: 12yrs/500K mi (16)	9,600,000	6,528,000	2,688,000	FTA 5307 / 2023
Replacement - Large, heavy-duty 45' commuter bus: 12yrs/500K mi (3)	2,250,000	1,530,000	630,000	FTA 5307 / 2023
Shop Equipment (Miscellaneous Large Shop Equipment)	669,600	455,328	187,488	FTA 5307 / 2023
Facility Equipment - Mechanical Equipment (Miscellaneous)	164,000	111,520	45,920	FTA 5307 / 2023
Property & Facilities (Office Furniture Replacement) (100)	45,000	30,600	12,600	FTA 5307 / 2023
Eng & Design of Maint Facility (Building Assessment - Lighting & Operators Lounge)	40,000	27,200	11,200	FTA 5307 / 2023
ADP Software - Operations (9 Applications)	906,500	616,420	253,820	FTA 5307 / 2023
Surveillance / Security Equipment (Cloud Based Access Control)	85,000	57,800	23,800	FTA 5307 / 2023
Vehicle Support Equipment (Radio Console System)	260,000	176,800	72,800	FTA 5307 / 2023
Shop Equipment (Miscellaneous Small Shop Equipment)	35,000	23,800	9,800	FTA 5307 / 2022
Transit Infrastructure (Design & Printing of System Maps)	100,500	68,340	28,140	FTA 5307 / 2023
Surveillance / Security Equipment (Bus Lane Enforcement Camera) (13)	100,100	68,068	28,028	FTA 5307 / 2023
ADP Hardware - Operations (Clever/Apollo & Designation Sign Repair/Replacement)	95,000	64,600	26,600	FTA 5307 / 2023
ADP Hardware - Operations (Apollo Monitors - BRT Pilot) (13)	45,500	30,940	12,740	FTA 5307 / 2023
ADP Hardware - Operations (City of Richmond Fiber Project)	80,000	54,400	22,400	FTA 5307 / 2023
Transit Infrastructure (BRT Station Repairs)	100,000	68,000	28,000	FTA 5307 / 2023
Transit Infrastructure (Bus Stop Signs)	35,000	23,800	9,800	FTA 5307 / 2023
Total Expense	14,611,200			
Total Federal Funds	4,091,136			
Total State Funds	9,935,616			
Local Assistance	584,448			

Greater Richmond Transit Company (cont'd)

FTA 5310 Mobility Management Program

<u>Budget Items</u>	<u>Amount</u>	<u>Fund Source</u>
GRTC's Travel Training Program	81,622	
Federal Funds	65,297	FTA 5310
State Funds	13,060	State Paratransit
Local Assistance	3,265	

Transit Ridership Incentive Program

<u>Budget Items</u>	<u>Amount</u>	<u>Fund Source</u>
Zero Fare Project	8,000,000	
State Funds	2,500,000	State TRIP
Local Assistance	5,500,000	

State Intern Assistance Program

<u>Budget Items</u>	<u>Amount</u>
Intern (2)	83,200
Revenues	0
Federal Funds	0
State Funds	66,560
Local Assistance	16,640

State Technical Assistance Program

<u>Budget Items</u>	<u>Amount</u>
GRTC Transit Strategic Plan and Ridership Survey	565,000
Revenues	0
Federal Funds	0
State Funds	282,500
Local Assistance	282,500

Hanover County

Senior Transportation Assistance Program

<u>Budget Items</u>	<u>Amount</u>	<u>Fund Source</u>
DASH Transportation Service	14,963	
State Funds	11,970	State Paratransit
Local Assistance	2,993	

FTA 5310 Operating Program

<u>Budget Items</u>	<u>Amount</u>	<u>Fund Source</u>
Hanover County Specialized Transportation- Hanover DASH	38,721	
Revenues	0	
Federal Funds	33,760	FTA 5310
State Funds	3,969	State Paratransit
Local Assistance	992	

FTA 5310 Capital Program

<u>Budget Items</u>	<u>Amount</u>	<u>Fund Source</u>
Hanover County Specialized Transportation- Hanover DASH	696,316	
Federal Funds	557,052	FTA 5310
State Funds	111,411	State Paratransit
Local Assistance	27,853	

Powhatan County Dept of Social Services

FTA 5310 Operating Program

<u>Budget Items</u>	<u>Amount</u>	<u>Fund Source</u>
Powhatan County Ride Assist Services	25,000	
Revenues	0	
Federal Funds	16,335	FTA 5310
State Funds	6,932	State Paratransit
Local Assistance	1,733	

Richmond Regional Planning District Commission

FTA 5303 Program Grant

<u>Budget Items</u>	<u>Cost</u>	<u>State Funds</u>	<u>Federal Funds</u>	<u>Fund Source</u>
Program Grant	645,653	64,566	516,521	FTA Section 5303
Total Expense	645,653			
Total Federal Funds	516,521			
Total State Funds	64,566			
Local Assistance	64,566			

RideFinders

Commuter Assistance Program (CAP) Project

<u>Budget Items</u>	<u>Amount</u>
R-VAN, RideFinders Vanpool Program	45,000
Revenues	0
Federal Funds	0
State Funds	36,000
Local Assistance	9,000

Senior Connections, The Capital Area Agency on Aging

FTA 5310 Operating Program

<u>Budget Items</u>	<u>Amount</u>	<u>Fund Source</u>
Capital Area Ride Connection/Regional Coordination Entity	116,000	
Revenues	0	
Federal Funds	101,139	FTA 5310
State Funds	11,889	State Paratransit
Local Assistance	2,972	

FTA 5310 Mobility Management Program

<u>Budget Items</u>	<u>Amount</u>	<u>Fund Source</u>
Capital Area Ride Connection/Regional Coordination Entity	214,175	
Federal Funds	171,340	FTA 5310
State Funds	34,268	State Paratransit
Local Assistance	8,567	

Virginia Transit Association

State Demonstration Assistance Program

<u>Budget Items</u>	<u>Amount</u>
VTA FY23 Professional Development Training Grant	70,040
Revenues	0
Federal Funds	0
State Funds	56,032
Local Assistance	14,008

Salem District - FY23

City of Martinsville

FTA 5310 Capital Budget

<u>Capital Items</u>	<u>Cost</u>	<u>State Funds</u>	<u>Federal Funds</u>	<u>Fund Source</u>
Replacement Paratransit Vehicle (1)	65,000	0	52,000	FTA 5310
Total Expense	65,000			
Total Federal Funds	52,000			
Total State Funds	0			
Local Assistance	13,000			

City of Radford

Operating Budget

<u>Expenses</u>	<u>Amount</u>	
Operating Expenses	2,623,500	
<u>Income</u>	<u>Amount</u>	<u>Fund Source</u>
Operating Revenues	20,000	Fares
Operating Revenues	10,000	Advertising
Federal Funds	521,158	FTA Section 5307
State Funds	502,551	State Operating Assistance
Local Funds	1,569,791	Local General Funds
Total	2,623,500	

Capital Budget

<u>Capital Items</u>	<u>Cost</u>	<u>State Funds</u>	<u>Federal Funds</u>	<u>Fund Source</u>
Replacement - Medium-size, medium-duty transit bus or BOC; 7yrs/200K mi (3)	498,000	338,640	139,440	DRPT FTA 5339
Shop Equipment (Miscellaneous Shop Equipment)	34,893	23,727	9,770	DRPT FTA 5339
Total Expense	532,893			
Total Federal Funds	149,210			
Total State Funds	362,367			
Local Assistance	21,316			

County of Roanoke

State Demonstration Assistance Program

<u>Budget Items</u>	<u>Amount</u>
Shuttle Service to the National Park Service's McAfee Knob Trailhead Parking Lot	175,200
Revenues	52,800
Federal Funds	0
State Funds	97,920
Local Assistance	24,480

FTA 5310 Capital Program (Rural)

<u>Budget Items</u>	<u>Amount</u>	<u>Fund Source</u>
CORTRAN 5310	250,000	
Revenues	0	
Federal Funds	200,000	FTA 5310
State Funds	40,000	State Paratransit
Local Assistance	10,000	

FTA 5310 Capital Program (Urban)

<u>Budget Items</u>	<u>Amount</u>	<u>Fund Source</u>
CORTRAN 5310	288,000	
Federal Funds	230,400	FTA 5310
State Funds	46,080	State Paratransit
Local Assistance	11,520	

Giles Health & Family Center

FTA 5310 Capital Budget

<u>Capital Items</u>	<u>Cost</u>	<u>State Funds</u>	<u>Federal Funds</u>	<u>Fund Source</u>
Expansion Paratransit Vehicle (2)	130,000	0	104,000	FTA 5310
Expansion Paratransit Vehicle (1)	70,000	0	56,000	FTA 5310
Total Expense	200,000			
Total Federal Funds	160,000			
Total State Funds	0			
Local Assistance	40,000			

Greater Roanoke Transit Company

Operating Budget

<u>Expenses</u>	<u>Amount</u>	
Operating Expenses	12,006,807	
<u>Income</u>	<u>Amount</u>	<u>Fund Source</u>
Operating Revenues	970,093	Fares
Operating Revenues	133,000	Advertising
Federal Funds	5,092,471	FTA Section 5307
Federal Funds	641,548	FTA Section 5311
State Funds	3,125,271	State Operating Assistance
Local Funds	7,561	Other Revenues
Local Funds	2,036,863	Local General Funds
Total	12,006,807	

State Technical Assistance Program

<u>Budget Items</u>	<u>Amount</u>
<i>Valley Metro Transit Strategic Plan Development</i>	225,000
Revenues	0
Federal Funds	0
State Funds	112,500
Local Assistance	112,500

MPO CMAQ-RSTP Project

<u>Capital Items</u>	<u>Cost</u>	<u>State Funds</u>	<u>Federal Funds</u>	<u>Fund Source</u>
GRTC Bus Replacement and Rebuild Program	2,049,274	409,855	1,639,419	RSTP

New River Valley Community Services

FTA 5310 Capital Budget

<u>Capital Items</u>	<u>Cost</u>	<u>State Funds</u>	<u>Federal Funds</u>	<u>Fund Source</u>
Replacement Paratransit Vehicle (2)	140,000	0	112,000	FTA 5310
Total Expense	140,000			
Total Federal Funds	112,000			
Total State Funds	0			
Local Assistance	28,000			

New River Valley Metropolitan Planning Organization

FTA 5303 Program Grant

<u>Budget Items</u>	<u>Cost</u>	<u>State Funds</u>	<u>Federal Funds</u>	<u>Fund Source</u>
Program Grant	124,845	12,485	99,875	FTA Section 5303
Total Expense	124,845			
Total Federal Funds	99,875			
Total State Funds	12,485			
Local Assistance	12,485			

New River Valley Regional Commission

Commuter Assistance Program (CAP) Operating

<u>Budget Items</u>	<u>Amount</u>
<i>RIDE Solutions - New River Valley</i>	100,400
Revenues	0
Federal Funds	0
State Funds	80,320
Local Assistance	20,080

State Technical Assistance Program

<u>Budget Items</u>	<u>Amount</u>
<i>CAP Strategic Plan Development for Ride Solutions NRV</i>	65,740
Revenues	0
Federal Funds	0
State Funds	32,870
Local Assistance	32,870

New River Valley Senior Services

FTA 5310 Capital Budget

<u>Capital Items</u>	<u>Cost</u>	<u>State Funds</u>	<u>Federal Funds</u>	<u>Fund Source</u>
Replacement Paratransit Vehicle (3)	210,000	0	168,000	FTA 5310
Total Expense	210,000			
Total Federal Funds	168,000			
Total State Funds	0			
Local Assistance	42,000			

Pulaski Area Transit

Operating Budget

<u>Expenses</u>	<u>Amount</u>	
Operating Expenses	751,184	
<u>Income</u>	<u>Amount</u>	<u>Fund Source</u>
Operating Revenues	36,000	Fares
Federal Funds	357,592	FTA Section 5311
State Funds	239,645	State Operating Assistance
Local Funds	117,947	Local General Funds
Total	751,184	

Capital Budget

<u>Capital Items</u>	<u>Cost</u>	<u>State Funds</u>	<u>Federal Funds</u>	<u>Fund Source</u>
Expansion - Small-size, light-duty transit bus or BOC; 4yrs/100K mi (1)	75,000	12,000	60,000	FTA 5311/ADTAP
Transit Infrastructure (Bus Stop Signs) (20)	20,000	3,200	16,000	FTA 5311/ADTAP
Mobility Manager Cost	50,853	8,136	40,682	FTA 5311/ADTAP
Total Expense	145,853			
Total Federal Funds	116,682			
Total State Funds	23,336			
Local Assistance	5,835			

Roanoke Valley-Alleghany Regional Commission

Commuter Assistance Program (CAP) Operating

<u>Budget Items</u>	<u>Amount</u>
<i>RIDE Solutions - Roanoke Valley-Alleghany</i>	193,291
Revenues	0
Federal Funds	0
State Funds	154,633
Local Assistance	38,658

FTA 5304 Program Grant

<u>Budget Items</u>	<u>Amount</u>	<u>Fund Source</u>
<i>Roanoke Valley-Alleghany Regional Commission Travel Survey</i>	112,471	
Revenues	0	
Federal Funds	89,977	FTA 5304
State Funds	0	
Local Assistance	22,494	

FTA 5303 Program Grant

<u>Budget Items</u>	<u>Cost</u>	<u>State Funds</u>	<u>Federal Funds</u>	<u>Fund Source</u>
Program Grant	210,445	21,045	168,355	FTA Section 5303
Total Expense	210,445			
Total Federal Funds	168,355			
Total State Funds	21,045			
Local Assistance	21,045			

Southern Area Agency on Aging

FTA 5310 Operating Program

<u>Budget Items</u>	<u>Amount</u>	<u>Fund Source</u>
Miles 2 Independence	52,130	
Revenues	0	
Federal Funds	41,059	FTA 5310
State Funds	8,857	State Paratransit
Local Assistance	2,214	

FTA 5310 Mobility Management Program

<u>Budget Items</u>	<u>Amount</u>	<u>Fund Source</u>
Miles 2 Independence	130,905	
Federal Funds	104,724	FTA 5310
State Funds	20,945	State Paratransit
Local Assistance	5,236	

Town of Bedford

State Demonstration Assistance Program

<u>Budget Items</u>	<u>Amount</u>
Bedford Otter Bus - Phase 1	156,930
Revenues	0
Federal Funds	0
State Funds	125,544
Local Assistance	31,386

Town of Blacksburg

Operating Budget

<u>Expenses</u>	<u>Amount</u>
Operating Expenses	12,147,412
<u>Income</u>	<u>Amount</u> <u>Fund Source</u>
Operating Revenues	6,527,855 Contract Service
Operating Revenues	92,700 Advertising
Federal Funds	2,173,943 FTA Section 5307
State Funds	2,975,528 State Operating Assistance
Local Funds	377,386 Local General Funds
Total	12,147,412

Capital Budget

<u>Capital Items</u>	<u>Cost</u>	<u>State Funds</u>	<u>Federal Funds</u>	<u>Fund Source</u>
Replacement - Large, heavy-duty transit 35'-40' bus; 12yrs/500K mi (3)	3,282,168	2,231,874	919,007	DRPT FTA 5339
Replacement - Large, heavy-duty Articulated bus; 12yrs/500K mi (2)	3,326,292	2,261,879	931,362	DRPT FTA 5339
Replacement - Medium-size, light-duty transit bus or BOC; 5yrs/150K mi (1)	137,000	93,160	38,360	DRPT FTA 5339
Replacement Support Vehicle - Pickup Truck; 4yrs/100K mi (1)	53,500	36,380	14,980	DRPT FTA 5339
Shop Equipment (Miscellaneous Shop Equipment)	20,000	13,600	5,600	DRPT FTA 5339
ADP Hardware - Operations (Audio/Visual Equipment Replacements) (3)	123,050	83,674	34,454	DRPT FTA 5339
Vehicle Support Equipment (Portable Radio, Microphone, and Charger Replacement)	17,696	12,033	4,955	DRPT FTA 5339
Shop Equipment (Miscellaneous Shop Equipment) (7)	21,000	14,280	5,880	DRPT FTA 5339
ADP Hardware - Operations (Yard Management at MMTF Site)	50,000	34,000	14,000	DRPT FTA 5339
Transit Infrastructure (Bus Pull-offs)	120,000	81,600	33,600	DRPT FTA 5339
ADP Software - Operations (Yard Management at MMTF Site)	50,000	34,000	14,000	DRPT FTA 5339
ADP Software - Operations (Customer Information Upgrade - Phase II)	125,000	85,000	35,000	DRPT FTA 5339
ADP Hardware - Operations (Advanced Traffic Management)	180,000	122,400	50,400	DRPT FTA 5339
ADP Software - Operations (Advanced Traffic Management)	120,000	81,600	33,600	DRPT FTA 5339
Facility Equipment - Mechanical Equipment (HVAC)	21,600	14,688	6,048	DRPT FTA 5339
Total Expense	7,647,306			
Total Federal Funds	2,141,246			
Total State Funds	5,200,168			
Local Assistance	305,892			

State Technical Assistance Program

<u>Budget Items</u>	<u>Amount</u>
Development of Transit Strategic Plan	225,000
Revenues	0
Federal Funds	0
State Funds	112,500
Local Assistance	112,500

West Piedmont Planning District Commission

Commuter Assistance Program (CAP) Operating

<u>Budget Items</u>	<u>Amount</u>
<i>RIDE Solutions - West Piedmont</i>	59,000
Revenues	0
Federal Funds	0
State Funds	47,200
Local Assistance	11,800

Staunton District - FY23

Central Shenandoah Planning District Commission

Operating Budget

<u>Expenses</u>	<u>Amount</u>	
Operating Expenses	1,701,212	
<u>Income</u>	<u>Amount</u>	<u>Fund Source</u>
Operating Revenues	50,000	Fares
Federal Funds	668,476	FTA Section 5307
Federal Funds	284,613	FTA Section 5311
State Funds	686,623	State Operating Assistance
State Funds	11,500	Other Revenue
Local Funds	0	Local General Funds
Total	1,701,212	

Capital Budget

<u>Capital Items</u>	<u>Cost</u>	<u>State Funds</u>	<u>Federal Funds</u>	<u>Fund Source</u>
Force Account Capital Cost of Contracting (Urban)	641,594	102,655	513,275	FTA 5307 / 2023
Force Account Capital Cost of Contracting (Rural)	293,866	47,019	235,093	FTA 5311
Total Expense	935,460			
Total Federal Funds	748,368			
Total State Funds	149,674			
Local Assistance	37,418			

State Demonstration Assistance Program

<u>Budget Items</u>	<u>Amount</u>
<i>Afton Express FY23 Funding</i>	328,180
Revenues	0
Federal Funds	0
State Funds	262,544
Local Assistance	65,636

Commuter Assistance Program (CAP) Operating

<u>Budget Items</u>	<u>Amount</u>
<i>Central Shenandoah RideShare Program</i>	95,000
Revenues	0
Federal Funds	0
State Funds	76,000
Local Assistance	19,000

FTA 5303 Program Grant (HARMPO)

<u>Budget Items</u>	<u>Cost</u>	<u>State Funds</u>	<u>Federal Funds</u>	<u>Fund Source</u>
Program Grant	109,525	10,953	87,619	FTA Section 5303
Total Expense	109,525			
Total Federal Funds	87,619			
Total State Funds	10,953			
Local Assistance	10,953			

FTA 5303 Program Grant (SAWMPO)

<u>Budget Items</u>	<u>Cost</u>	<u>State Funds</u>	<u>Federal Funds</u>	<u>Fund Source</u>
Program Grant	102,363	10,237	81,889	FTA Section 5303
Total Expense	102,363			
Total Federal Funds	81,889			
Total State Funds	10,237			
Local Assistance	10,237			

City of Harrisonburg Dept. of Public Transportation

Operating Budget

<u>Expenses</u>	<u>Amount</u>
Operating Expenses	8,077,082
<u>Income</u>	<u>Amount</u> <u>Fund Source</u>
Operating Revenues	112,000 Fares
Operating Revenues	1,956,881 Contract Service
Operating Revenues	80,000 Advertising
Federal Funds	4,031,660 FTA Section 5307
State Funds	1,776,541 State Operating Assistance
Local Funds	120,000 Local General Funds
Total	<u>8,077,082</u>

Capital Budget

<u>Capital Items</u>	<u>Cost</u>	<u>State Funds</u>	<u>Federal Funds</u>	<u>Fund Source</u>
Replacement - Large, heavy-duty transit 35'-40' bus: 12yrs/500K mi (7)	3,675,000	588,000	2,940,000	FTA 5307 / 2023
Replacement - Medium-size, medium-duty transit bus or BOC; 7yrs/200K mi (2)	220,000	35,200	176,000	FTA 5307 / 2023
Technology/Equipment - ITS - On Board Systems (Paratransit ITS Project)	200,000	32,000	160,000	FTA 5307 / 2023
Total Expense	4,095,000			
Total Federal Funds	3,276,000			
Total State Funds	655,200			
Local Assistance	163,800			

State Technical Assistance Program

<u>Budget Items</u>	<u>Amount</u>
HDPT Transit Strategic Plan and Fixed Route Service Plan Design	350,000
Revenues	0
Federal Funds	0
State Funds	175,000
Local Assistance	175,000

City of Winchester

Operating Budget

<u>Expenses</u>	<u>Amount</u>
Operating Expenses	1,340,000
<u>Income</u>	<u>Amount</u> <u>Fund Source</u>
Operating Revenues	30,000 Advertising
Federal Funds	929,071 FTA Section 5307
State Funds	380,929 State Operating Assistance
Local Funds	0 Local General Funds
Total	<u>1,340,000</u>

Capital Budget

<u>Capital Items</u>	<u>Cost</u>	<u>State Funds</u>	<u>Federal Funds</u>	<u>Fund Source</u>
Replacement - Small-size, light-duty transit bus or BOC; 4yrs/100K mi (5)	875,000	140,000	700,000	FTA 5307 / 2023
Expansion - Small-size, light-duty transit bus or BOC; 4yrs/100K mi (2)	350,000	56,000	280,000	FTA 5307 / 2023
ADP Hardware - Operations (Communications) (12)	5,040	806	4,032	FTA 5307 / 2023
ADP Software - Operations (Communications)	45,000	7,200	36,000	FTA 5307 / 2023
Total Expense	1,275,040			
Total Federal Funds	1,020,032			
Total State Funds	204,006			
Local Assistance	51,002			

Grafton School, Inc.

FTA 5310 Capital Budget

<u>Capital Items</u>	<u>Cost</u>	<u>State Funds</u>	<u>Federal Funds</u>	<u>Fund Source</u>
Expansion Paratransit Vehicle (1)	65,000	0	52,000	FTA 5310
Total Expense	65,000			
Total Federal Funds	52,000			
Total State Funds	0			
Local Assistance	13,000			

N. Shenandoah Valley Reg. Commission

State Demonstration Assistance Program

<u>Budget Items</u>	<u>Amount</u>
<i>NSVRC - ShenGo Transit System</i>	663,573
Revenues	0
Federal Funds	0
State Funds	530,858
Local Assistance	132,715

Commuter Assistance Program (CAP) Operating

<u>Budget Items</u>	<u>Amount</u>
<i>RideSmart</i>	285,122
Revenues	0
Federal Funds	0
State Funds	228,098
Local Assistance	57,024

State Technical Assistance Program

<u>Budget Items</u>	<u>Amount</u>
<i>RideSmart Commuter Assistance Program Strategic Plan</i>	100,000
Revenues	0
Federal Funds	0
State Funds	50,000
Local Assistance	50,000

FTA 5303 Program Grant

<u>Budget Items</u>	<u>Cost</u>	<u>State Funds</u>	<u>Federal Funds</u>	<u>Fund Source</u>
Program Grant	111,400	11,140	89,120	FTA Section 5303
Total Expense	111,400			
Total Federal Funds			89,120	
Total State Funds		11,140		
Local Assistance	11,140			

Northwestern Community Services

FTA 5310 Capital Budget

<u>Capital Items</u>	<u>Cost</u>	<u>State Funds</u>	<u>Federal Funds</u>	<u>Fund Source</u>
Expansion Paratransit Vehicle (3)	195,000	0	156,000	FTA 5310
Total Expense	195,000			
Total Federal Funds			156,000	
Total State Funds		0		
Local Assistance	39,000			

Pleasant View, Inc.

FTA 5310 Capital Budget

<u>Capital Items</u>	<u>Cost</u>	<u>State Funds</u>	<u>Federal Funds</u>	<u>Fund Source</u>
Expansion Paratransit Vehicle (1)	65,000	0	52,000	FTA 5310
Replacement Paratransit Vehicle (1)	70,000	0	56,000	FTA 5310
Total Expense	135,000			
Total Federal Funds			108,000	
Total State Funds		0		
Local Assistance	27,000			

Rockbridge Area Transportation System Inc.

FTA 5310 Operating Program

<u>Budget Items</u>	<u>Amount</u>	<u>Fund Source</u>
<i>Rockbridge Area Transportation System (2023) 5310 Operating & Mobility Mgmt</i>	140,000	
Revenues	0	
Federal Funds	91,474	FTA 5310
State Funds	38,821	State Paratransit
Local Assistance	9,705	

FTA 5310 Capital Budget

<u>Capital Items</u>	<u>Cost</u>	<u>State Funds</u>	<u>Federal Funds</u>	<u>Fund Source</u>
Replacement Paratransit Vehicle (2)	140,000	0	112,000	FTA 5310
Total Expense	140,000			
Total Federal Funds			112,000	
Total State Funds		0		
Local Assistance	28,000			

Shenandoah Area Agency on Aging, Inc.

FTA 5310 Operating Program

<u>Budget Items</u>	<u>Amount</u>	<u>Fund Source</u>
SAAA Transportation Operations and Capital Assistance	317,515	
Revenues	0	
Federal Funds	207,461	FTA 5310
State Funds	88,044	State Paratransit
Local Assistance	22,010	

FTA 5310 Capital Budget

<u>Capital Items</u>	<u>Cost</u>	<u>State Funds</u>	<u>Federal Funds</u>	<u>Fund Source</u>
Replacement Paratransit Vehicle (3)	195,000	0	156,000	FTA 5310
Total Expense	195,000			
Total Federal Funds	156,000			
Total State Funds	0			
Local Assistance	39,000			

The Arc of Harrisonburg/Rockingham

FTA 5310 Capital Budget

<u>Capital Items</u>	<u>Cost</u>	<u>State Funds</u>	<u>Federal Funds</u>	<u>Fund Source</u>
Expansion Paratransit Vehicle (2)	130,000	0	104,000	FTA 5310
Total Expense	130,000			
Total Federal Funds	104,000			
Total State Funds	0			
Local Assistance	26,000			

Multi-District - FY23

Bay Aging

Operating Budget

<u>Expenses</u>	<u>Amount</u>
Operating Expenses	4,439,458
<u>Income</u>	<u>Amount</u> <u>Fund Source</u>
Operating Revenues	60,000 Fares
Operating Revenues	55,000 Advertising
Federal Funds	2,189,729 FTA Section 5311
State Funds	1,171,286 State Operating Assistance
Local Funds	963,443 Local General Funds
Total	<u>4,439,458</u>

Capital Budget

<u>Capital Items</u>	<u>Cost</u>	<u>State Funds</u>	<u>Federal Funds</u>	<u>Fund Source</u>
Rehab/Renovation of Customer Facility (Warsaw/Gloucester Facilities)	50,000	8,000	40,000	FTA 5311
ADP Hardware - Operations (Desktops and Laptop Replacement) (7)	11,100	1,776	8,880	FTA 5311
Replacement - Small, Light-duty Van with lift; 4yrs/100K mi (5)	482,555	77,209	386,044	FTA 5311
ADP Software - Operations (Scheduling and Dispatch Software)	625,000	100,000	500,000	FTA 5311
Replacement - Small-size, light-duty transit bus or BOC; 4yrs/100K mi (4)	384,400	61,504	307,520	FTA 5311
Mobility Manager Cost	108,957	17,433	87,166	FTA 5311
Shop Equipment (Freon Recovery and Recharge Machine) (2)	15,390	2,462	12,312	FTA 5311
Expansion - Small, Light-duty Van with lift; 4yrs/100K mi (1)	96,511	15,442	77,209	FTA 5311
Total Expense	1,773,913			
Total Federal Funds	1,419,130			
Total State Funds	283,826			
Local Assistance	70,957			

State Demonstration Assistance Program

<u>Budget Items</u>	<u>Amount</u>
<i>Microtransit Pilot Program Continuation and Expansion</i>	210,000
Revenues	1,000
Federal Funds	0
State Funds	167,200
Local Assistance	41,800

Town Of Blackstone/ Blackstone Area Bus System

Operating Budget

<u>Expenses</u>	<u>Amount</u>
Operating Expenses	852,868
<u>Income</u>	<u>Amount</u> <u>Fund Source</u>
Operating Revenues	35,882 Fares
Federal Funds	408,493 FTA Section 5311
State Funds	173,650 State Operating Assistance
Local Funds	234,843 Local General Funds
Total	<u>852,868</u>

Capital Budget

<u>Capital Items</u>	<u>Cost</u>	<u>State Funds</u>	<u>Federal Funds</u>	<u>Fund Source</u>
Replacement - Small-size, light-duty transit bus or BOC; 4yrs/100K mi (1)	83,000	13,280	66,400	FTA 5311
Transit Infrastructure (Passenger Shelter Purchase / Installation) (6)	23,004	3,681	18,403	FTA 5311
Total Expense	106,004			
Total Federal Funds	84,803			
Total State Funds	16,961			
Local Assistance	4,240			

Enterprise Leasing Co. of Norfolk/Richmond LLC

Commuter Assistance Program (CAP) Project

<u>Budget Items</u>	<u>Amount</u>
<i>Vanpool/VA</i>	459,000
Revenues	0
Federal Funds	0
State Funds	367,200
Local Assistance	91,800

JAUNT, Inc.

Operating Budget

<u>Expenses</u>		<u>Amount</u>	
Operating Expenses		10,001,916	
 <u>Income</u>		<u>Amount</u>	<u>Fund Source</u>
Federal Funds		1,072,659	FTA Section 5307
Federal Funds		2,650,146	FTA Section 5311
State Funds		2,538,349	State Operating Assistance
Local Funds		3,740,762	Local General Funds
Total		<u>10,001,916</u>	

Capital Budget

<u>Capital Items</u>	<u>Cost</u>	<u>State Funds</u>	<u>Federal Funds</u>	<u>Fund Source</u>
ADP Hardware - Operations (Workstation Replacements) (12)	16,800	2,688	13,440	FTA 5311
ADP Hardware - Operations (Cloud Phone System Migration - Mitel)	57,186	9,150	45,749	FTA 5311
Spare Parts / Assoc. Capital Maintenance Items (Transmissions)	28,000	4,480	22,400	FTA 5311
Shop Equipment (Transmission Jack/Transmission Flush Machine)	8,000	1,280	6,400	FTA 5311
Mobility Manager Cost	84,431	13,509	67,545	FTA 5311
Technology/Equipment - ITS - On Board Systems (APCs) (14)	140,000	22,400	112,000	FTA 5311
ADP Software - Operations (Fleetio)	35,000	5,600	28,000	FTA 5311
ADP Hardware - Operations (Core Networking Equipment)	21,500	3,440	17,200	FTA 5311
ADP Hardware - Operations (Commuter Bus Router)	16,688	2,670	13,350	FTA 5311
Total Expense	407,605			
Total Federal Funds	326,084			
Total State Funds	65,217			
Local Assistance	16,304			

Lake Country Area Agency on Aging

Operating Budget

<u>Expenses</u>		<u>Amount</u>	
Operating Expenses		210,481	
 <u>Income</u>		<u>Amount</u>	<u>Fund Source</u>
Operating Revenues		19,018	Fares
Federal Funds		95,732	FTA Section 5311
State Funds		43,918	State Operating Assistance
Local Funds		51,813	Local General Funds
Total		<u>210,481</u>	

Capital Budget

<u>Capital Items</u>	<u>Cost</u>	<u>State Funds</u>	<u>Federal Funds</u>	<u>Fund Source</u>
Replacement - Small, Light-duty Minivan with ramp; 4yrs/100K mi (2)	130,000	20,800	104,000	FTA 5311
Total Expense	130,000			
Total Federal Funds	104,000			
Total State Funds	20,800			
Local Assistance	5,200			

RADAR UHSTS

Operating Budget

<u>Expenses</u>	<u>Amount</u>
Operating Expenses	1,342,676
<u>Income</u>	<u>Amount</u> <u>Fund Source</u>
Operating Revenues	3,500 Advertising
Federal Funds	671,338 FTA Section 5311
State Funds	365,189 State Operating Assistance
Local Funds	0 Other Revenues
Local Funds	302,649 Local General Funds
Total	<u>1,342,676</u>

Capital Budget

<u>Capital Items</u>	<u>Cost</u>	<u>State Funds</u>	<u>Federal Funds</u>	<u>Fund Source</u>
Replacement - Small-size, light-duty transit bus or BOC; 4yrs/100K mi (10)	710,000	113,600	568,000	FTA 5311
Shop Equipment (Two-Post Lift)	62,000	9,920	49,600	FTA 5311
ADP Software - Operations (Scheduling and Reservation Software)	100,000	16,000	80,000	FTA 5311
Total Expense	872,000			
Total Federal Funds	697,600			
Total State Funds	139,520			
Local Assistance	34,880			

FTA 5310 Capital Budget

<u>Capital Items</u>	<u>Cost</u>	<u>State Funds</u>	<u>Federal Funds</u>	<u>Fund Source</u>
Replacement Paratransit Vehicle (2)	140,000	0	112,000	FTA 5310
Total Expense	140,000			
Total Federal Funds	112,000			
Total State Funds	0			
Local Assistance	28,000			

Virginia Regional Transit

Operating Budget

<u>Expenses</u>	<u>Amount</u>
Operating Expenses	4,987,489
<u>Income</u>	<u>Amount</u> <u>Fund Source</u>
Operating Revenues	80,000 Fares
Operating Revenues	38,620 Advertising
Federal Funds	2,453,745 FTA Section 5311
State Funds	997,593 State Operating Assistance
Local Funds	1,417,531 Local General Funds
Total	<u>4,987,489</u>

Capital Budget

<u>Capital Items</u>	<u>Cost</u>	<u>State Funds</u>	<u>Federal Funds</u>	<u>Fund Source</u>
Replacement - Small-size, light-duty transit bus or BOC; 4yrs/100K mi (5)	425,000	68,000	340,000	FTA 5311
Total Expense	425,000			
Total Federal Funds	340,000			
Total State Funds	68,000			
Local Assistance	17,000			

This Page Is Intentionally Left Blank

FY23 Operating Assistance Grants

			Total Operating Expense for FY23	Revenue and Other Income	Federal Operating Assistance	State Operating Assistance Performance Based	Local Operating Assistance
Statewide Totals:			\$ 600,656,052	\$ 92,393,328	\$ 91,445,792	\$ 163,768,708	\$ 253,048,224
#	District	Recipient	Total Operating Expense for FY23	Revenue and Other Income	Federal Operating Assistance	State Operating Assistance Performance Based	Local Operating Assistance
1	Bristol	AASC / Four County Transit	\$ 2,319,316	\$ -	\$ 1,159,658	\$ 565,560	\$ 594,098
2		City of Bristol Virginia	\$ 467,523	\$ 29,000	\$ 190,000	\$ 126,043	\$ 122,480
3		District Three Public Transit	\$ 2,950,080	\$ 402,066	\$ 1,492,749	\$ 725,185	\$ 330,080
4		Mountain Empire Older Citizens, Inc.	\$ 1,910,499	\$ 310,200	\$ 925,250	\$ 447,252	\$ 227,797
5		Town of Bluefield-Graham Transit	\$ 425,100	\$ 11,000	\$ 207,050	\$ 108,864	\$ 98,186
6	Culpeper	Charlottesville Area Transit	\$ 11,536,428	\$ 355,040	\$ 5,093,253	\$ 2,729,126	\$ 3,359,009
7	Fredericksburg	Fredericksburg Regional Transit	\$ 7,333,726	\$ 3,230,542	\$ 1,983,308	\$ 1,197,681	\$ 922,195
8	Hampton Roads	City of Suffolk	\$ 1,975,553	\$ 64,500	\$ 880,926	\$ 433,543	\$ 596,584
9		Greensville County	\$ 200,232	\$ 13,000	\$ 98,366	\$ 45,263	\$ 43,603
10		Hampton Roads Transit	\$ 120,313,317	\$ 11,769,256	\$ 20,553,795	\$ 31,464,937	\$ 56,525,329
11		STAR Transit	\$ 1,514,145	\$ 50,000	\$ 737,073	\$ 298,169	\$ 428,903
12		Town of Chincoteague	\$ 98,842	\$ 4,000	\$ 47,421	\$ 23,547	\$ 23,874
13		Williamsburg Area Transit Authority	\$ 7,502,099	\$ 750,079	\$ 4,159,370	\$ 2,132,001	\$ 460,649
14	Lynchburg	Danville Transit System	\$ 3,726,120	\$ 304,800	\$ 1,727,560	\$ 839,402	\$ 854,358
15		Farmville Area Bus	\$ 730,520	\$ 152,050	\$ 360,760	\$ 185,582	\$ 32,128
16		Greater Lynchburg Transit Company	\$ 8,825,194	\$ 467,056	\$ -	\$ 2,009,808	\$ 6,348,330
17		Town of Altavista	\$ 146,810	\$ 5,000	\$ 70,905	\$ 34,708	\$ 36,197
18	Northern Virginia	Loudoun County	\$ 23,372,613	\$ 2,249,915	\$ -	\$ 5,207,681	\$ 15,915,017
19		NVTC - Arlington County	\$ 25,224,546	\$ 3,473,772	\$ -	\$ 6,286,037	\$ 15,464,737
20		NVTC - City of Alexandria	\$ 28,282,640	\$ 5,033,400	\$ -	\$ 7,229,866	\$ 16,019,374
21		NVTC - City of Fairfax	\$ 4,963,441	\$ 750,320	\$ -	\$ 1,369,833	\$ 2,843,288
22		NVTC - Fairfax County	\$ 114,594,721	\$ 2,510,688	\$ -	\$ 28,910,548	\$ 83,173,485
23		NVTC - VRE	\$ 70,853,879	\$ 45,856,987	\$ 520,000	\$ 24,476,892	\$ -
24		PRTC	\$ 32,689,600	\$ 2,030,600	\$ 17,092,200	\$ 11,088,321	\$ 2,478,479
25	Richmond	City of Petersburg	\$ 4,655,923	\$ 260,868	\$ 2,778,077	\$ 1,396,695	\$ 220,283
26		Greater Richmond Transit Company	\$ 63,561,100	\$ 1,979,579	\$ 7,125,697	\$ 19,459,091	\$ 34,996,733

FY22 Operating Assistance Grants (cont'd)

#	District	Recipient	Total Operating Expense for FY23	Revenue and Other Income	Federal Operating Assistance	State Operating Assistance Performance Based	Local Operating Assistance
27	Salem	City of Radford	\$ 2,623,500	\$ 30,000	\$ 521,158	\$ 502,551	\$ 1,569,791
28		Greater Roanoke Transit Company	\$ 12,006,807	\$ 1,110,654	\$ 5,734,019	\$ 3,125,271	\$ 2,036,863
29		Pulaski Area Transit	\$ 751,184	\$ 36,000	\$ 357,592	\$ 239,645	\$ 117,947
30		Town of Blacksburg	\$ 12,147,412	\$ 6,620,555	\$ 2,173,943	\$ 2,975,528	\$ 377,386
31	Staunton	Central Shenandoah PDC	\$ 1,701,212	\$ 61,500	\$ 953,089	\$ 686,623	\$ -
32		City of Harrisonburg	\$ 8,077,082	\$ 2,148,881	\$ 4,031,660	\$ 1,776,541	\$ 120,000
33		City of Winchester	\$ 1,340,000	\$ 30,000	\$ 929,071	\$ 380,929	\$ -
34	Multi-District	Bay Aging	\$ 4,439,458	\$ 115,000	\$ 2,189,729	\$ 1,171,286	\$ 963,443
35		Blackstone Area Bus System	\$ 852,868	\$ 35,882	\$ 408,493	\$ 173,650	\$ 234,843
36		JAUNT	\$ 10,001,916	\$ -	\$ 3,722,805	\$ 2,538,349	\$ 3,740,762
37		Lake Country Area Agency on Aging	\$ 210,481	\$ 19,018	\$ 95,732	\$ 43,918	\$ 51,813
38		RADAR / UHSTS	\$ 1,342,676	\$ 3,500	\$ 671,338	\$ 365,189	\$ 302,649
39		Virginia Regional Transit	\$ 4,987,489	\$ 118,620	\$ 2,453,745	\$ 997,593	\$ 1,417,531

Other Operating Assistance

			Total Other:	\$ 1,881,453	\$ 605,471	\$ 1,275,982
District	Recipient	Project Name	Total Operating Expense for FY23	Total Operating Revenue	FY23 State Operating Assistance	
Northern Virginia	Fairfax County PRTC	I-95 HOT Lanes Operating Assistance	\$ 450,853	\$ 90,171	\$ 360,682	
		I-95 HOT Lanes Operating Assistance	\$ 1,430,600	\$ 515,300	\$ 915,300	

Transform 66 P3 Projects

Total: \$ 7,200,000

District	Grantee	Project Description	Fund Type	FY23 Total Funds Allocated
Northern VA	Fairfax County	I-66 Commuter Transit Service Operations	I-66 OTB Toll Revenues	\$ 4,600,000
Northern VA	PRTC	I-66 Commuter Transit Service Operations	I-66 OTB Toll Revenues	\$ 2,600,000

**FY23 Capital Assistance Grants - Summary Report
 (Excludes Multi Year Capital Projects)**

			State Share of Capital Expenses:		
	FY23 Revenues:	\$ 130,239,316	\$ 1,500,000	\$ -	
	Carry-over from Prior Years or Other Programs:	\$ 18,618,823	\$ 214,071	\$ 8,271,819	
	Transfer to Multi-Year Funding Capital Projects:	\$ 50,979,672		\$ -	
	Transfer to 5310 Ops/MM and Senior Transportation		\$ 820,029		
	Total Funds Available:	\$ 97,878,467	\$ 894,042	\$ 8,271,819	
	Unobligated Balance:	26,336,447	894,042	854,307	
	Total Funds Obligated:	\$ 256,943,674	\$ 57,832,257	\$ 7,417,512	\$ 120,151,885

District	Recipient	Total Cost	Federal Funds	State Capital	State Paratransit	State Bonds	Local Funds Required
Bristol	AASC / Four County Transit	\$ 234,500	\$ 187,600	\$ 37,520	\$ -	\$ -	\$ 9,380
	City of Bristol Virginia	\$ 103,000	\$ 82,400	\$ 16,480	\$ -	\$ -	\$ 4,120
	District Three Public Transit	\$ 440,000	\$ 352,000	\$ 70,400	\$ -	\$ -	\$ 17,600
	Mountain Empire Older Citizens, Inc.	\$ 487,859	\$ 390,287	\$ 78,058	\$ -	\$ -	\$ 19,514
	Town of Bluefield-Graham Transit	\$ 250,000	\$ 200,000	\$ 40,000	\$ -	\$ -	\$ 10,000
Culpeper	Charlottesville Area Transit	\$ 2,968,030	\$ 831,048	\$ 2,018,260	\$ -	\$ -	\$ 118,722
Fredericksburg	Fredericksburg Regional Transit	\$ 1,625,000	\$ 1,300,000	\$ 260,000	\$ -	\$ -	\$ 65,000
Hampton Roads	City of Suffolk	\$ 308,000	\$ 232,000	\$ 58,640	\$ -	\$ -	\$ 17,360
	Greensville County	\$ 337,500	\$ 270,000	\$ 54,000	\$ -	\$ -	\$ 13,500
	Hampton Roads Transit	\$ 23,755,372	\$ 6,651,504	\$ 10,368,141	\$ -	\$ 5,785,512	\$ 950,215
	STAR Transit	\$ 315,000	\$ 252,000	\$ 50,400	\$ -	\$ -	\$ 12,600
	Williamsburg Area Transit Authority	\$ 2,159,319	\$ 604,609	\$ 1,468,337	\$ -	\$ -	\$ 86,373
Lynchburg	Danville Transit System	\$ 1,070,908	\$ 856,726	\$ 171,345	\$ -	\$ -	\$ 42,837
	Farmville Area Bus	\$ 285,073	\$ 228,058	\$ 45,612	\$ -	\$ -	\$ 11,403
	Greater Lynchburg Transit Company	\$ 313,150	\$ 87,682	\$ 212,942	\$ -	\$ -	\$ 12,526
	Town of Altavista	\$ 82,150	\$ 65,720	\$ 13,144	\$ -	\$ -	\$ 3,286
Northern Virginia	Loudoun County	\$ 4,200,000	\$ -	\$ 1,224,000	\$ -	\$ 1,632,000	\$ 1,344,000
	NVTC - Arlington County	\$ 3,405,800	\$ -	\$ 2,315,944	\$ -	\$ -	\$ 1,089,856
	NVTC - City of Alexandria	\$ 4,830,774	\$ -	\$ 3,284,926	\$ -	\$ -	\$ 1,545,848
	NVTC - City of Fairfax	\$ 76,742	\$ -	\$ 52,185	\$ -	\$ -	\$ 24,557
	NVTC - Fairfax County	\$ 32,114,927	\$ -	\$ 21,838,150	\$ -	\$ -	\$ 10,276,777
	NVTC - VRE	\$ 134,739,182	\$ 28,796,374	\$ 5,207,199	\$ -	\$ -	\$ 100,735,609
Richmond	PRTC	\$ 9,649,966	\$ 1,864,394	\$ 5,372,425	\$ -	\$ -	\$ 2,413,147
	City of Petersburg	\$ 234,148	\$ 65,561	\$ 159,221	\$ -	\$ -	\$ 9,366
Salem	Greater Richmond Transit Company	\$ 14,611,200	\$ 4,091,136	\$ 9,935,616	\$ -	\$ -	\$ 584,448
	City of Radford	\$ 532,893	\$ 149,210	\$ 362,367	\$ -	\$ -	\$ 21,316
	Pulaski Area Transit	\$ 145,853	\$ 116,682	\$ 23,336	\$ -	\$ -	\$ 5,835
	Town of Blacksburg	\$ 7,647,306	\$ 2,141,246	\$ 5,200,168	\$ -	\$ -	\$ 305,892
Staunton	Central Shenandoah PDC	\$ 935,460	\$ 748,368	\$ 149,674	\$ -	\$ -	\$ 37,418
	City of Harrisonburg	\$ 4,095,000	\$ 3,276,000	\$ 655,200	\$ -	\$ -	\$ 163,800
	City of Winchester	\$ 1,275,040	\$ 1,020,032	\$ 204,006	\$ -	\$ -	\$ 51,002
Multi-District	Bay Aging	\$ 1,773,913	\$ 1,419,130	\$ 283,826	\$ -	\$ -	\$ 70,957
	Blackstone Area Bus System	\$ 106,004	\$ 84,803	\$ 16,961	\$ -	\$ -	\$ 4,240
	JAUNT, Inc.	\$ 407,605	\$ 326,084	\$ 65,217	\$ -	\$ -	\$ 16,304
	Lake Country Area Agency on Aging	\$ 130,000	\$ 104,000	\$ 20,800	\$ -	\$ -	\$ 5,200
	RADAR / UHSTS	\$ 872,000	\$ 697,600	\$ 139,520	\$ -	\$ -	\$ 34,880
	Virginia Regional Transit	\$ 425,000	\$ 340,000	\$ 68,000	\$ -	\$ -	\$ 17,000

Multi-Year Funding Capital Projects

	Previous Funding	FY23	FY24	FY25	FY26	FY27	FY28	Six Year Total
Total Cost	\$ 1,521,244,892	\$ 260,622,951	\$ 260,625,857	\$ 260,621,588	\$ 258,693,403	\$ 254,500,000	\$ 254,500,000	\$ 1,549,563,799
Total State Capital	\$ 51,959,183	\$ 50,979,672	\$ 50,980,137	\$ 50,979,454	\$ 50,670,944	\$ 50,000,000	\$ 50,000,000	\$ 303,610,207
Total Dedicated State	\$ 291,396,000	\$ 154,500,000	\$ 154,500,000	\$ 154,500,000	\$ 154,500,000	\$ 154,500,000	\$ 154,500,000	\$ 927,000,000
Total State Bonds	\$ 567,604,000	\$ -	\$ -	\$ -	\$ -	\$ -	\$ -	\$ -
Total FTA 5339	\$ -	\$ -	\$ -	\$ -	\$ -	\$ -	\$ -	\$ -
Total Other Federal	\$ 609,795,914	\$ 54,898,361	\$ 54,900,686	\$ 54,897,270	\$ 53,354,722	\$ 50,000,000	\$ 50,000,000	\$ 318,051,039
Total Flexible STP	\$ -	\$ -	\$ -	\$ -	\$ -	\$ -	\$ -	\$ -
Total Local	\$ 489,795	\$ 244,918	\$ 245,034	\$ 244,864	\$ 167,737	\$ -	\$ -	\$ 902,553

District	Grantee	Project Description	Funding Source	Previous Funding	FY23	FY24	FY25	FY26	FY27	FY28	Six Year Total
Northern Virginia	NVTC-VRE	Debt Service for Rail Projects (71 Railcars)	State Capital	\$ 1,959,183	\$ 979,672	\$ 980,137	\$ 979,454	\$ 670,944	\$ -	\$ -	\$ 3,610,207
			Other Federal	\$ 9,795,914	\$ 4,898,361	\$ 4,900,686	\$ 4,897,270	\$ 3,354,722	\$ -	\$ -	\$ 18,051,039
			Local	\$ 489,795	\$ 244,918	\$ 245,034	\$ 244,864	\$ 167,737	\$ -	\$ -	\$ 902,553
			Total Project Cost	\$ 12,244,892	\$ 6,122,951	\$ 6,125,857	\$ 6,121,588	\$ 4,193,403	\$ -	\$ -	\$ 22,563,799
Northern Virginia	WMATA	Dedicated Funding	State Bonds	\$ 17,604,000	\$ -	\$ -	\$ -	\$ -	\$ -	\$ -	\$ -
			Dedicated State	\$ 291,396,000	\$ 154,500,000	\$ 154,500,000	\$ 154,500,000	\$ 154,500,000	\$ 154,500,000	\$ 154,500,000	\$ 927,000,000
			Dedicated Federal	\$ -	\$ -	\$ -	\$ -	\$ -	\$ -	\$ -	\$ -
			Total Project Cost	\$ 309,000,000	\$ 154,500,000	\$ 154,500,000	\$ 154,500,000	\$ 154,500,000	\$ 154,500,000	\$ 154,500,000	\$ 927,000,000
Northern Virginia	WMATA	PRIIA	State Bonds	\$ 550,000,000	\$ -	\$ -	\$ -	\$ -	\$ -	\$ -	\$ -
			State Capital	\$ 50,000,000	\$ 50,000,000	\$ 50,000,000	\$ 50,000,000	\$ 50,000,000	\$ 50,000,000	\$ 50,000,000	\$ 300,000,000
			Other Federal	\$ 600,000,000	\$ 50,000,000	\$ 50,000,000	\$ 50,000,000	\$ 50,000,000	\$ 50,000,000	\$ 50,000,000	\$ 300,000,000
			Total Project Cost	\$ 1,200,000,000	\$ 100,000,000	\$ 100,000,000	\$ 100,000,000	\$ 100,000,000	\$ 100,000,000	\$ 100,000,000	\$ 600,000,000

FY23 Special Project Grants

Special Projects Funding	Transfer to CAP Projects	Transfer to 5303 Match	Carryover from Prior Years	Total Funds Available for Special
\$ 14,457,436	\$ 3,501,311	\$ 468,182	\$ 6,429,472	\$ 16,917,415
Funds Awarded:				\$ 8,949,949
Unobligated Balance:				\$ 7,967,466

FY23 Demonstration Program Grants

#	District	Recipient	Project Name	Project Cost	Revenues	Local Funds Required	State Funds (80%)
				\$ 8,393,923	\$ 53,800	\$ -	\$ 1,668,025
1	Culpeper	Charlottesville Area Transit	Albemarle County Transit Expansion	\$ 1,940,000	\$ -	\$ 388,000	\$ 1,552,000
2	Northern Virginia	NoVa Jurisdictions	Yellow Line Shutdown Mitigation Funding	\$ 2,500,000	\$ -	\$ 500,000	\$ 2,000,000
3	Richmond	Chesterfield County - Transportation	Chesterfield County Route 60 Transit Service Demonstration Project	\$ 2,350,000	\$ -	\$ 470,000	\$ 1,880,000
4	Richmond	Virginia Transit Association	VTA FY23 Professional Development Training Grant	\$ 70,040	\$ -	\$ 14,008	\$ 56,032
5	Salem	County of Roanoke	Shuttle Service to the National Park Service's McAfee Knob Trailhead Parking Lot	\$ 175,200	\$ 52,800	\$ 24,480	\$ 97,920
6	Salem	Town of Bedford	Bedford Otter Bus - Phase 1	\$ 156,930	\$ -	\$ 31,386	\$ 125,544
7	Staunton	Central Shenandoah Planning District Commission	Afton Express FY23 Funding	\$ 328,180	\$ -	\$ 65,636	\$ 262,544
8	Staunton	N. Shenandoah Valley Reg. Commission	NSVRC - ShenGo Transit System	\$ 663,573	\$ -	\$ 132,715	\$ 530,858
9	Multi-District	Bay Aging	Microtransit Pilot Program Continuation and Expansion	\$ 210,000	\$ 1,000	\$ 41,800	\$ 167,200

FY23 Training and Internship Program Grants

#	District	Recipient	Project Name	Project Cost	Local Funds Required	State Funds (80%)
				\$ 321,800	\$ 64,360	\$ 257,440
1	Northern Virginia	County of Loudoun	Intern (2)	\$ 78,000	\$ 15,600	\$ 62,400
2	Northern Virginia	Arlington County	Intern (1)	\$ 41,600	\$ 8,320	\$ 33,280
3	Northern Virginia	Alexandria Transit Company	Intern (1)	\$ 40,000	\$ 8,000	\$ 32,000
4	Northern Virginia	NVTC-NVTC	Intern (2)	\$ 40,000	\$ 8,000	\$ 32,000
5	Northern Virginia	PRTC	Intern (1)	\$ 39,000	\$ 7,800	\$ 31,200
6	Richmond	Greater Richmond Transit Company	Intern (2)	\$ 83,200	\$ 16,640	\$ 66,560

FY23 Technical Assistance Grants

#	District	Recipient	Project Name	Project Cost	Local Funds Required	State Funds (50%)
				\$ 4,040,822	\$ 2,020,411	\$ 2,020,411
1	Culpeper	Rappahannock-Rapidan PDC	RRRC Commuter Services CAP Strategic Plan	\$ 40,000	\$ 20,000	\$ 20,000
2	Fredericksburg	Fredericksburg Regional Transit	FRT - Transit Strategic Plan (TSP)	\$ 95,498	\$ 47,749	\$ 47,749
3	Northern Virginia	NVTC-NVTC	Northern Virginia Regional Zero-Emission Bus Strategic Plan	\$ 480,000	\$ 240,000	\$ 240,000
4	Northern Virginia	NVTC-NVTC	NVTC - Northern Virginia Regional Bus Transit Analysis	\$ 300,000	\$ 150,000	\$ 150,000
5	Northern Virginia	Arlington County	Transit Strategic Plan & CAP Update	\$ 998,000	\$ 499,000	\$ 499,000
6	Northern Virginia	Arlington County	ART Fare Study	\$ 150,000	\$ 75,000	\$ 75,000
7	Northern Virginia	Arlington County	Transitway Technical Assistance for SGR Evaluation	\$ 200,000	\$ 100,000	\$ 100,000
8	Northern Virginia	PRTC	New Commuter Assistance Program Strategic Plan (CAPSP)	\$ 100,000	\$ 50,000	\$ 50,000
9	Richmond	City of Petersburg	City of Petersburg /Petersburg Area Transit Bus Rodeo	\$ 106,584	\$ 53,292	\$ 53,292
10	Richmond	City of Petersburg	Petersburg Area Transit Maintenance Facility Feasibility Study	\$ 40,000	\$ 20,000	\$ 20,000
11	Richmond	Greater Richmond Transit Company	GRTC Transit Strategic Plan and Ridership Survey	\$ 565,000	\$ 282,500	\$ 282,500
12	Salem	Greater Roanoke Transit Company	Valley Metro Transit Strategic Plan Development	\$ 225,000	\$ 112,500	\$ 112,500
13	Salem	New River Valley Regional Commission	CAP Strategic Plan Development for Ride Solutions NRV	\$ 65,740	\$ 32,870	\$ 32,870
14	Salem	Town of Blacksburg	Development of Transit Strategic Plan	\$ 225,000	\$ 112,500	\$ 112,500
15	Staunton	City of Harrisonburg Dept. of Public Transportation	HDPT Transit Strategic Plan and Fixed Route Service Plan Design	\$ 350,000	\$ 175,000	\$ 175,000
16	Staunton	N. Shenandoah Valley Reg. Commission	RideSmart Commuter Assistance Program Strategic Plan	\$ 100,000	\$ 50,000	\$ 50,000

FY23 Senior Transportation Grants

FY23 Funding	Carryover From Prior Years	Total Funds Available
\$ 11,970	\$ -	\$ 11,970
Funds Awarded:		\$ 11,970
Unobligated Balance:		\$ -

#	District	Recipient	Project Description	Project Cost	Revenues	Paratransit State Funds	Local Funds Required
				Project Cost	Revenues	State Funds	Local Funds Required
1	Richmond	Hanover County	DASH Transportation Service	\$ 14,963	\$ -	\$ 11,970	\$ 2,993
				\$ 14,963	\$ -	\$ 11,970	\$ 2,993

FY23 Commuter Assistance Program (CAP) Operating Grants

				Project Cost	Local Funds Required	State Funds (80%)
				\$ 3,061,258	\$ 612,250	\$ 2,449,008
#	District	Recipient	Project Name	Project Cost	Local Funds Required	State Funds (80%)
1	Culpeper	Rappahannock-Rapidan Regional Commission	Commuter Services	\$ 153,950	\$ 30,790	\$ 123,160
2	Culpeper	Thomas Jefferson Planning District Commission	RideShare	\$ 174,198	\$ 34,840	\$ 139,358
3	Fredericksburg	George Washington Regional Commission	GWRideConnect	\$ 341,142	\$ 68,228	\$ 272,914
4	Fredericksburg	Middle Peninsula Planning District Commission	Middle Peninsula Rideshare	\$ 84,171	\$ 16,834	\$ 67,337
5	Fredericksburg	Northern Neck Planning District Commission	Northern Neck Commuter Services	\$ 59,362	\$ 11,872	\$ 47,490
6	Lynchburg	Central Virginia Planning District Commission	RIDE Solutions - Lynchburg	\$ 63,602	\$ 12,720	\$ 50,882
7	Northern Virginia	City of Alexandria	GO Alex	\$ 166,000	\$ 33,200	\$ 132,800
8	Northern Virginia	County of Loudoun	Loudoun County Commuter Services	\$ 399,391	\$ 79,878	\$ 319,513
9	Northern Virginia	Fairfax County	Fairfax County Commuter Services	\$ 643,126	\$ 128,625	\$ 514,501
10	Northern Virginia	PRTC	OmniRide Ridesharing	\$ 243,503	\$ 48,701	\$ 194,802
11	Salem	New River Valley Regional Commission	RIDE Solutions - New River Valley	\$ 100,400	\$ 20,080	\$ 80,320
12	Salem	Roanoke Valley-Alleghany Regional Commission	RIDE Solutions - Roanoke Valley-Alleghany	\$ 193,291	\$ 38,658	\$ 154,633
13	Salem	West Piedmont Planning District Commission	RIDE Solutions - West Piedmont	\$ 59,000	\$ 11,800	\$ 47,200
14	Staunton	Central Shenandoah Planning District Commission	Central Shenandoah RideShare Program	\$ 95,000	\$ 19,000	\$ 76,000
15	Staunton	N. Shenandoah Valley Reg. Commission	RideSmart	\$ 285,122	\$ 57,024	\$ 228,098

FY23 Commuter Assistance Program (CAP) Project Grants

				Project Cost	Local Funds Required	State Funds (80%)
				\$ 1,315,379	\$ 263,076	\$ 1,052,303
#	District	Recipient	Project Name	Project Cost	Local Funds Required	State Funds (80%)
1	Fredericksburg	George Washington Regional Commission	AdVANtage Vanpool Self-Insurance Program	\$ 75,000	\$ 15,000	\$ 60,000
2	Fredericksburg	George Washington Regional Commission	Vanpool Connections by GWRideConnect	\$ 154,879	\$ 30,976	\$ 123,903
3	Hampton Roads	Hampton Roads Transit	Traffic Vanpool Assistance	\$ 100,000	\$ 20,000	\$ 80,000
4	Northern Virginia	County of Loudoun	Loudoun County Commuter Services Employer Outreach Program	\$ 60,030	\$ 12,006	\$ 48,024
5	Northern Virginia	DATA	DATA's Employer Outreach Program	\$ 248,308	\$ 49,662	\$ 198,646
6	Northern Virginia	Fairfax County	Fairfax County Employer Services	\$ 158,162	\$ 31,632	\$ 126,530
7	Northern Virginia	PRTC	VanStart/VanSave	\$ 15,000	\$ 3,000	\$ 12,000
8	Richmond	RideFinders	R-VAN, RideFinders Vanpool Program	\$ 45,000	\$ 9,000	\$ 36,000
9	Multi-District	Enterprise Leasing Co. of Norfolk/Richmond LLC	Vanpool!VA	\$ 459,000	\$ 91,800	\$ 367,200

FY23 Transit Ridership Incentive Program

	Previous Funding	FY23	FY24	FY25	FY26	FY27	FY28	Grand Total
Total Cost	\$ 17,302,520	\$ 20,622,528	\$ 21,034,480	\$ 16,717,369	\$ 2,492,617	\$ -	\$ -	\$ 78,169,514
Total State TRIP	\$ 11,942,017	\$ 10,424,811	\$ 5,701,381	\$ 811,682	\$ 131,836	\$ -	\$ -	\$ 29,011,727
Total Local Funding	\$ 5,360,503	\$ 10,197,717	\$ 15,333,099	\$ 15,905,687	\$ 2,360,781	\$ -	\$ -	\$ 49,157,787

District	Grantee	Project Description	Funding Source	Previous Funding	FY23	FY24	FY25	FY26	FY27	FY28	Grand Total
Bristol	Mountain Empire Older Citizens	Zero Fare Project	State Trip	\$ 48,000	\$ 36,000	\$ 18,000	\$ -	\$ -	\$ -	\$ -	\$ 102,000
			Local	\$ 12,000	\$ 24,000	\$ 42,000	\$ 60,000	\$ -	\$ -	\$ -	\$ 138,000
			Total Project Cost	\$ 60,000	\$ 60,000	\$ 60,000	\$ 60,000	\$ -	\$ -	\$ -	\$ 240,000
Hampton	Hampton Roads Transit	Naval Station Norfolk Internal Circulator	State Trip	\$ 1,001,873	\$ 923,633	\$ 462,692	\$ -	\$ -	\$ -	\$ -	\$ 2,388,198
			Local	\$ 250,468	\$ 615,755	\$ 1,079,615	\$ -	\$ -	\$ -	\$ -	\$ 1,945,838
			Total Project Cost	\$ 1,252,341	\$ 1,539,388	\$ 1,542,307	\$ -	\$ -	\$ -	\$ -	\$ 4,334,036
Lynchburg	Greater Lynchburg Transit Company	Route 4 Regional Connectivity Improvement	State Trip	\$ 652,160	\$ 489,120	\$ 244,560	\$ 163,040	\$ 81,520	\$ -	\$ -	\$ 1,630,400
			Local	\$ 163,040	\$ 326,080	\$ 570,640	\$ 652,160	\$ 733,680	\$ -	\$ -	\$ 2,445,600
			Total Project Cost	\$ 815,200	\$ 815,200	\$ 815,200	\$ 815,200	\$ 815,200	\$ -	\$ -	\$ 4,076,000
Northern Va	City of Alexandria	Zero Fare Project	State Trip	\$ 2,623,930	\$ 2,829,664	\$ 1,782,577	\$ -	\$ -	\$ -	\$ -	\$ 7,236,171
			Local	\$ 655,982	\$ 1,886,443	\$ 3,310,501	\$ 5,512,309	\$ -	\$ -	\$ -	\$ 11,365,235
			Total Project Cost	\$ 3,279,912	\$ 4,716,107	\$ 5,093,078	\$ 5,512,309	\$ -	\$ -	\$ -	\$ 18,601,406
Northern Va	NVTC - Fairfax County	Subsidized SmarTrip Cards	State Trip	\$ 2,585,760	\$ 1,939,320	\$ 969,660	\$ -	\$ -	\$ -	\$ -	\$ 5,494,740
			Local	\$ 646,440	\$ 1,292,880	\$ 2,262,880	\$ -	\$ -	\$ -	\$ -	\$ 4,202,200
			Total Project Cost	\$ 3,232,200	\$ 3,232,200	\$ 3,232,540	\$ -	\$ -	\$ -	\$ -	\$ 9,696,940
Northern Va	NVTC - City of Fairfax	CUE Bus Zero Fare Project	State Trip	\$ -	\$ 300,000	\$ 231,000	\$ 120,000	\$ -	\$ -	\$ -	\$ 651,000
			Local	\$ -	\$ 75,000	\$ 154,000	\$ 280,000	\$ 390,000	\$ -	\$ -	\$ 899,000
			Total Project Cost	\$ -	\$ 375,000	\$ 385,000	\$ 400,000	\$ 390,000	\$ -	\$ -	\$ 1,550,000
Northern Va	PRTC	Regional Connectivity - Manassas Metro Express Bus	State Trip	\$ -	\$ 477,773	\$ 371,391	\$ 192,733	\$ -	\$ -	\$ -	\$ 1,041,897
			Local	\$ -	\$ 119,443	\$ 247,547	\$ 449,710	\$ -	\$ -	\$ -	\$ 816,700
			Total Project Cost	\$ -	\$ 597,216	\$ 618,938	\$ 642,443	\$ -	\$ -	\$ -	\$ 1,858,597
Richmond	City of Petersburg	PAT Zero Fare and Low Income	State Trip	\$ -	\$ 627,403	\$ 470,552	\$ 235,276	\$ -	\$ -	\$ -	\$ 1,333,231
			Local	\$ -	\$ 156,851	\$ 313,701	\$ 548,978	\$ 784,254	\$ -	\$ -	\$ 1,803,784
			Total Project Cost	\$ -	\$ 784,254	\$ 784,253	\$ 784,254	\$ 784,254	\$ -	\$ -	\$ 3,137,015
Richmond	City of Petersburg	Petersburg Area Transit Southern Express	State Trip	\$ 530,294	\$ 301,898	\$ 150,949	\$ 100,633	\$ 50,316	\$ -	\$ -	\$ 1,134,090
			Local	\$ 132,573	\$ 201,265	\$ 352,215	\$ 402,530	\$ 452,847	\$ -	\$ -	\$ 1,541,430
			Total Project Cost	\$ 662,867	\$ 503,163	\$ 503,164	\$ 503,163	\$ 503,163	\$ -	\$ -	\$ 2,675,520
Richmond	Greater Richmond Transit Company	Zero Fare Project	State Trip	\$ 4,500,000	\$ 2,500,000	\$ 1,000,000	\$ -	\$ -	\$ -	\$ -	\$ 8,000,000
			Local	\$ 3,500,000	\$ 5,500,000	\$ 7,000,000	\$ 8,000,000	\$ -	\$ -	\$ -	\$ 24,000,000
			Total Project Cost	\$ 8,000,000	\$ 8,000,000	\$ 8,000,000	\$ 8,000,000	\$ -	\$ -	\$ -	\$ 32,000,000

FY23 FTA Section 5303 Program Grants

				Unobligated Balance	FTA FFY22 5303 Appropriation		
				\$ -	\$ 3,745,404		
				FTA 5303 Carryover	\$ -		
Project Cost	Local Funds	State Funds	FTA 5303 Funds (80%)				
\$ 4,681,768	\$ 468,182	\$ 468,182	\$ 3,745,404				
#	District	Recipient	MPO	Project Cost	Local Funds (10%)	State Funds (10%)	FTA 5303 Funds (80%)
1	Bristol	City of Bristol, Tennessee	Bristol TN/VA Area Metropolitan Planning Organization	\$ 53,507	\$ 5,351	\$ 5,351	\$ 42,805
2	Bristol	City of Kingsport, Tennessee	Kingsport TN/VA Area Metropolitan Planning Organization	\$ 5,348	\$ 535	\$ 535	\$ 4,278
3	Culpeper	Thomas Jefferson Planning District Commission	Charlottesville Area Metropolitan Planning Organization	\$ 127,534	\$ 12,754	\$ 12,754	\$ 102,026
4	Fredericksburg	George Washington Regional Commission	Fredericksburg Area Metropolitan Planning Organization	\$ 223,089	\$ 22,309	\$ 22,309	\$ 178,471
5	Hampton Roads	Hampton Roads TPO	Hampton Roads Metropolitan Planning Organization	\$ 1,141,995	\$ 114,200	\$ 114,200	\$ 913,595
6	Lynchburg	Central Virginia Planning District Commission	Central Virginia Transportation Planning Organization	\$ 144,627	\$ 14,463	\$ 14,463	\$ 115,701
7	Northern Virginia	Metropolitan Washington Council of Governments	Washington, D.C. Area Metropolitan Planning Organization	\$ 1,580,670	\$ 158,067	\$ 158,067	\$ 1,264,536
8	Richmond	Crater Planning District Commission	Tri-Cities Area Metropolitan Planning Organization	\$ 100,767	\$ 10,077	\$ 10,077	\$ 80,613
9	Richmond	Richmond Regional Planning District Commission	Richmond Area Metropolitan Planning Organization	\$ 645,653	\$ 64,566	\$ 64,566	\$ 516,521
10	Salem	Roanoke Valley-Alleghany Regional Commission	Roanoke Valley Area Metropolitan Planning Organization	\$ 210,445	\$ 21,045	\$ 21,045	\$ 168,355
11	Salem	New River Valley Metropolitan Planning Organization	New River Valley Metropolitan Planning Organization	\$ 124,845	\$ 12,485	\$ 12,485	\$ 99,875
12	Staunton	Central Shenandoah Planning District Commission	Harrisonburg / Rockingham Metropolitan Planning Organization	\$ 109,525	\$ 10,953	\$ 10,953	\$ 87,619
13	Staunton	Central Shenandoah Planning District Commission	Staunton-Augusta-Waynesboro Metropolitan Planning Organization	\$ 102,363	\$ 10,237	\$ 10,237	\$ 81,889
14	Staunton	Northern Shenandoah Valley Regional Commission	Winchester Frederick County Metropolitan Planning Organization	\$ 111,400	\$ 11,140	\$ 11,140	\$ 89,120

FY23 FTA Section 5304 Program

				Unobligated Balance	FTA FFY22 5304 Appropriation		
				\$ -	\$ 765,356		
				FTA 5304 Carryover	\$ -		
Project Cost	Local Funds	State Funds*	FTA 5304 Funds (80%)				
\$ 991,114	\$ 87,494	\$ 138,264	\$ 765,356				
#	District	Recipient	Project	Project Cost	Local Funds	State Funds	FTA 5304 Funds
1	Culpeper	Thomas Jefferson Planning District Commission	Thomas Jefferson Planning District Transit Governance Study	\$ 187,323	\$ 65,000	\$ -	\$ 122,323
2	Salem	Roanoke Valley-Alleghany Regional Commission	Roanoke Valley-Alleghany Regional Commission Travel Survey	\$ 112,471	\$ 22,494	\$ -	\$ 89,977
3	Multi-District	DRPT	General Statewide Planning	\$ 312,500	\$ -	\$ 62,500	\$ 250,000
4	Multi-District	DRPT	Transit Development Plans and Transit Strategic Plans	\$ 378,820	\$ -	\$ 75,764	\$ 303,056

*State funds for DRPT projects provided by DRPT administrative funds.

FY23 FTA Section 5307 Program Grants Governor's Apportionment

			FFY22 5307 Appropriation
			\$ 24,165,932
#	District	Recipient	FTA 5307 Funds Allocated
1	Bristol	City of Bristol Virginia	\$ 387,918
2	Bristol	District Three Governmental Cooperative	\$ 174,533
3	Culpeper	Charlottesville Transit Service	\$ 2,867,365
4	Culpeper	JAUNT, Inc.	\$ 956,676
5	Fredericksburg	Fredericksburg Regional Transit	\$ 3,806,230
6	Hampton	Williamsburg Area Transit Authority	\$ 2,914,459
7	Lynchburg	Greater Lynchburg Transit Company	\$ 3,677,471
8	Salem	Blacksburg Transit	\$ 3,109,457
9	Salem	City of Radford	\$ 825,917
10	Staunton	City of Harrisonburg	\$ 3,046,485
11	Staunton	Central Shenandoah PDC - Staunton	\$ 1,029,600
12	Staunton	City of Winchester	\$ 1,369,821

This Page Is Intentionally Left Blank

FY23 FTA Section 5310 Program Vehicle Grants

Total Transfer to Operating, Mobility Mgmt, Capital	Total Unobligated Balance	Total Carryover From Prior Years	Total FTA 5310 FFY22 Appropriation
\$ 3,420,673	\$ 3,437,769	\$ 2,219,071	\$ 7,593,867
Reserve for Price Increase 5%	Total Cost	Total Local Funds	Total Federal Funds
\$ 140,700	\$ 3,558,000	\$ 744,204	\$ 2,813,796

Rural

Transfer to Operating, Mobility Mgmt, Capital	Unobligated Balance	Carryover From Prior Years	Rural FTA 5310 FFY22 Appropriation
\$ 991,163	\$ 900,795	\$ 437,932	\$ 2,261,226
Total Cost	Local Funds	Federal Funds (80%)	
\$ 1,009,000	\$ 201,800	\$ 807,200	

#	District	Recipient	Equipment Description	Qty	Cost Each	Total Cost	Local Funds	Federal Funds (80%)
1	Culpeper	Rappahannock-Rapidan Community Services	Expansion Paratransit Vehicle	1	\$ 65,000	\$ 65,000	\$ 13,000	\$ 52,000
2	Culpeper	Rappahannock-Rapidan Community Services	Replacement Paratransit Vehicle	2	\$ 67,000	\$ 134,000	\$ 26,800	\$ 107,200
3	Salem	City of Martinsville	Replacement Paratransit Vehicle	1	\$ 65,000	\$ 65,000	\$ 13,000	\$ 52,000
4	Salem	Giles Health & Family Center	Expansion Paratransit Vehicle	2	\$ 65,000	\$ 130,000	\$ 26,000	\$ 104,000
5	Salem	Giles Health & Family Center	Expansion Paratransit Vehicle	1	\$ 70,000	\$ 70,000	\$ 14,000	\$ 56,000
6	Salem	New River Valley Senior Services	Replacement Paratransit Vehicle	3	\$ 70,000	\$ 210,000	\$ 42,000	\$ 168,000
7	Staunton	Rockbridge Area Transportation System Inc.	Replacement Paratransit Vehicle	2	\$ 70,000	\$ 140,000	\$ 28,000	\$ 112,000
8	Staunton	Shenandoah Area Agency on Aging, Inc.	Replacement Paratransit Vehicle	3	\$ 65,000	\$ 195,000	\$ 39,000	\$ 156,000

Small Urban

Transfer to Operating, Mobility Mgmt, Capital	Unobligated Balance	Carryover From Prior Years	Small Urban FTA 5310 FFY22 Appropriation
\$ 373,607	\$ 612,353	\$ 130,021	\$ 1,875,139
Total Cost	Local Funds	Federal Funds (80%)	
\$ 1,274,000	\$ 254,800	\$ 1,019,200	

#	District	Recipient	Equipment Description	Qty	Cost Each	Total Cost	Local Funds	Federal Funds (80%)
1	Fredericksburg	Rappahannock Area Agency On Aging d/b/a Healthy Generation	Expansion Paratransit Vehicle	1	\$ 65,000	\$ 65,000	\$ 13,000	\$ 52,000
2	Fredericksburg	Rappahannock Area Agency On Aging d/b/a Healthy Generation	Expansion Paratransit Vehicle	1	\$ 67,000	\$ 67,000	\$ 13,400	\$ 53,600
3	Fredericksburg	Rappahannock Area CSB	Replacement Paratransit Vehicle	2	\$ 70,000	\$ 140,000	\$ 28,000	\$ 112,000
4	Fredericksburg	Rappahannock Area CSB	Expansion Paratransit Vehicle	2	\$ 70,000	\$ 140,000	\$ 28,000	\$ 112,000
5	Lynchburg	Central VA Alliance for Community Living, Inc. (CVACL)	Replacement Paratransit Vehicle	1	\$ 65,000	\$ 65,000	\$ 13,000	\$ 52,000
6	Lynchburg	Central VA Alliance for Community Living, Inc. (CVACL)	Replacement Paratransit Vehicle	1	\$ 67,000	\$ 67,000	\$ 13,400	\$ 53,600
7	Lynchburg	Piedmont Senior Resources Area Agency on Aging, Inc.	Expansion Paratransit Vehicle	1	\$ 65,000	\$ 65,000	\$ 13,000	\$ 52,000
8	Salem	New River Valley Community Services	Replacement Paratransit Vehicle	2	\$ 70,000	\$ 140,000	\$ 28,000	\$ 112,000
9	Staunton	Grafton School, Inc.	Expansion Paratransit Vehicle	1	\$ 65,000	\$ 65,000	\$ 13,000	\$ 52,000
10	Staunton	Northwestern Community Services	Expansion Paratransit Vehicle	3	\$ 65,000	\$ 195,000	\$ 39,000	\$ 156,000
11	Staunton	Pleasant View, Inc.	Expansion Paratransit Vehicle	1	\$ 65,000	\$ 65,000	\$ 13,000	\$ 52,000
12	Staunton	Pleasant View, Inc.	Replacement Paratransit Vehicle	1	\$ 70,000	\$ 70,000	\$ 14,000	\$ 56,000
13	Staunton	The Arc of Harrisonburg/Rockingham	Expansion Paratransit Vehicle	2	\$ 65,000	\$ 130,000	\$ 26,000	\$ 104,000

FY23 FTA Section 5310 Program Vehicle Grants (cont'd)

Large Urban - Hampton Roads

Transfer to Operating, Mobility Mgmt, Capital	Unobligated Balance	Carryover From Prior Years	Hampton Roads FTA 5310 FFY22 Appropriation
\$ 449,193	\$ 1,499,794	\$ 890,468	\$ 1,807,319
	Total Cost	Local Funds	Federal Funds (80%)
	\$ 936,000	\$ 187,200	\$ 748,800

#	District	Recipient	Equipment Description	Qty	Cost Each	Total Cost	Local Funds	Federal Funds (80%)
1	Hampton Roads	Colonial Behavioral Health	Expansion Paratransit Vehicle	1	\$ 65,000	\$ 65,000	\$ 13,000	\$ 52,000
2	Hampton Roads	Hampton-Newport News Community Services Board	Replacement Paratransit Vehicle	2	\$ 67,000	\$ 134,000	\$ 26,800	\$ 107,200
3	Hampton Roads	Hampton-Newport News Community Services Board	Expansion Paratransit Vehicle	1	\$ 67,000	\$ 67,000	\$ 13,400	\$ 53,600
4	Hampton Roads	Heart Havens, Inc.	Expansion Paratransit Vehicle	1	\$ 70,000	\$ 70,000	\$ 14,000	\$ 56,000
5	Hampton Roads	Louise W. Eggleston Center, Inc.	Expansion Paratransit Vehicle	1	\$ 65,000	\$ 65,000	\$ 13,000	\$ 52,000
6	Hampton Roads	Louise W. Eggleston Center, Inc.	Expansion Paratransit Vehicle	1	\$ 70,000	\$ 70,000	\$ 14,000	\$ 56,000
7	Hampton Roads	Peninsula Agency on Aging	Expansion Paratransit Vehicle	2	\$ 70,000	\$ 140,000	\$ 28,000	\$ 112,000
8	Hampton Roads	Senior Services of Southeastern Virginia	Replacement Paratransit Vehicle	3	\$ 65,000	\$ 195,000	\$ 39,000	\$ 156,000
9	Hampton Roads	Senior Services of Southeastern Virginia	Expansion Paratransit Vehicle	2	\$ 65,000	\$ 130,000	\$ 26,000	\$ 104,000

Large Urban - Richmond

Transfer to Operating, Mobility Mgmt, Capital	Unobligated Balance	Carryover From Prior Years	Richmond FTA 5310 FFY22 Appropriation
\$ 1,376,310	\$ 555,370	\$ 724,658	\$ 1,333,618
	Total Cost	Local Funds	Federal Funds (80%)
	\$ 199,000	\$ 72,404	\$ 126,596

#	District	Recipient	Equipment Description	Qty	Cost Each	Total Cost	Local Funds	Federal Funds (80%)
1	Richmond	Chesterfield Community Services Board	Replacement Paratransit Vehicle	2	\$ 67,000	\$ 134,000	\$ 26,800	\$ 107,200
2	Richmond	Crater District Area Agency on Aging	Replacement Paratransit Vehicle	1	\$ 65,000	\$ 65,000	\$ 45,604	\$ 19,396

Large Urban - Roanoke

Transfer to Operating, Mobility Mgmt, Capital	Unobligated Balance	Carryover From Prior Years	Roanoke FTA 5310 FFY22 Appropriation
\$ 230,400	\$ 10,157	\$ 35,992	\$ 316,565
	Total Cost	Local Funds	Federal Funds (80%)
	\$ 140,000	\$ 28,000	\$ 112,000

#	District	Recipient	Equipment Description	Qty	Cost Each	Total Cost	Local Funds	Federal Funds (80%)
1	Salem	RADAR UHSTS	Replacement Paratransit Vehicle	2	\$ 70,000	\$ 140,000	\$ 28,000	\$ 112,000

FY23 FTA Section 5310 Program Operating, Mobility Management, and Capital Grants

Rural

			Project Cost Total	State Paratransit Program Funds Total	Local Funds Required Total	Rural 5310 Operating (50%) Funds Total	Rural 5310 Operating (ARPA) Funds Total	Rural 5310 Mobility Management and Capital Total	Total Rural 5310 Funds
			\$ 1,379,850	\$ 310,951	\$ 77,736	\$ 276,022	\$ 264,492	\$ 450,649	\$ 991,163
#	District	Recipient	Project Cost	State Paratransit Program Funds	Local Funds Required	Federal Operating Funds (50%)	Federal Operating Funds (ARPA)	Federal Mobility Management and Capital (80%)	Total Rural 5310 Funds
1	Culpeper	Rappahannock-Rapidan PDC	\$ 281,893	\$ 78,166	\$ 19,542	\$ 97,707	\$ 86,478	\$ -	\$ 184,185
2	Culpeper	Rappahannock-Rapidan PDC	\$ 182,407	\$ 29,186	\$ 7,296	\$ -	\$ -	\$ 145,925	\$ 145,925
3	Richmond	Powhatan County DSS	\$ 25,000	\$ 6,932	\$ 1,733	\$ 8,665	\$ 7,670	\$ -	\$ 16,335
4	Salem	Roanoke County	\$ 250,000	\$ 40,000	\$ 10,000	\$ -	\$ -	\$ 200,000	\$ 200,000
5	Salem	Southern AAA	\$ 52,130	\$ 8,857	\$ 2,214	\$ 11,070	\$ 29,989	\$ -	\$ 41,059
6	Salem	Southern AAA	\$ 130,905	\$ 20,945	\$ 5,236	\$ -	\$ -	\$ 104,724	\$ 104,724
7	Staunton	Rockbridge Area Transportation System	\$ 140,000	\$ 38,821	\$ 9,705	\$ 48,526	\$ 42,948	\$ -	\$ 91,474
8	Staunton	Shenandoah AAA	\$ 317,515	\$ 88,044	\$ 22,010	\$ 110,054	\$ 97,407	\$ -	\$ 207,461

Small Urban

			Project Cost Total	State Paratransit Program Funds Total	Local Funds Required Total	Small Urban 5310 Operating (50%) Funds Total	Small Urban 5310 Operating (ARPA) Funds Total	Small Urban 5310 Mobility Management Total	Total Small Urban 5310 Funds
			\$ 552,549	\$ 143,154	\$ 35,788	\$ 157,392	\$ 130,021	\$ 86,194	\$ 373,607
#	District	Recipient	Project Cost	State Paratransit Program Funds	Local Funds Required	Federal Operating Funds (50%)	Federal Operating Funds (ARPA)	Federal Mobility Management (80%)	Total Small Urban 5310 Funds
1	Fredericksburg	Rappahannock Area Agency on Aging	\$ 283,733	\$ 80,318	\$ 20,080	\$ 100,397	\$ 82,938	\$ -	\$ 183,335
2	Fredericksburg	Rappahannock Area Agency on Aging	\$ 107,743	\$ 17,239	\$ 4,310	\$ -	\$ -	\$ 86,194	\$ 86,194
3	Lynchburg	Central VA Alliance for Community Living, Inc. (CVACL)	\$ 88,773	\$ 25,130	\$ 6,282	\$ 31,412	\$ 25,949	\$ -	\$ 57,361
4	Lynchburg	Piedmont Senior Resources	\$ 72,300	\$ 20,467	\$ 5,116	\$ 25,583	\$ 21,134	\$ -	\$ 46,717

FY23 FTA Section 5310 Program Operating, Mobility Management, and Capital Grants (cont'd)

Large Urban - Hampton Roads

			Project Cost Total	State Paratransit Program Funds Total	Local Funds Required Total	Hampton Roads 5310 Operating (50%) Funds Total	Hampton Roads 5310 Operating (ARPA) Funds Total	Hampton Roads 5310 Mobility Management Total	Total Hampton Roads 5310 Funds
			\$ 508,776	\$ 47,667	\$ 11,916	\$ -	\$ 210,861	\$ 238,332	\$ 449,193
#	District	Recipient	Project Cost	State Paratransit Program Funds	Local Funds Required	Federal Operating Funds (50%)	Federal Operating Funds (ARPA)	Federal Mobility Management (80%)	Total Hampton Roads 5310 Funds
1	Hampton Roads	Peninsula Agency on Aging	\$ 210,930	\$ 33,749	\$ 8,437	\$ -	\$ -	\$ 168,744	\$ 168,744
2	Hampton Roads	Peninsula Agency on Aging	\$ 210,861	\$ -	\$ -	\$ -	\$ 210,861	\$ -	\$ 210,861
3	Hampton Roads	Senior Services of Southeastern Virginia	\$ 86,985	\$ 13,918	\$ 3,479	\$ -	\$ -	\$ 69,588	\$ 69,588

Large Urban - Richmond

			Project Cost Total	State Paratransit Program Funds Total	Local Funds Required Total	Richmond 5310 Operating (50%) Funds Total	Richmond 5310 Operating (ARPA) Funds Total	Richmond 5310 Mobility Management and Capital Total	Total Richmond 5310 Funds
			\$ 1,701,568	\$ 260,207	\$ 65,051	\$ 26,833	\$ 155,788	\$ 1,193,689	\$ 1,376,310
#	District	Recipient	Project Cost	State Paratransit Program Funds	Local Funds Required	Federal Operating Funds (50%)	Federal Operating Funds (ARPA)	Federal Mobility Management/ Capital (80%)	Total Richmond 5310 Funds
1	Richmond	Chesterfield County - Citizen Information and Resources	\$ 54,734	\$ 5,610	\$ 1,402	\$ 7,012	\$ 40,710	\$ -	\$ 47,722
2	Richmond	Chesterfield County - Citizen Information and Resources	\$ 500,000	\$ 80,000	\$ 20,000	\$ -	\$ -	\$ 400,000	\$ 400,000
3	Richmond	Greater Richmond Transit Company	\$ 81,622	\$ 13,060	\$ 3,265	\$ -	\$ -	\$ 65,297	\$ 65,297
4	Richmond	Hanover County	\$ 38,721	\$ 3,969	\$ 992	\$ 4,960	\$ 28,800	\$ -	\$ 33,760
5	Richmond	Hanover County	\$ 696,316	\$ 111,411	\$ 27,853	\$ -	\$ -	\$ 557,052	\$ 557,052
6	Richmond	Senior Connections, The Capital Area Agency on Aging	\$ 116,000	\$ 11,889	\$ 2,972	\$ 14,861	\$ 86,278	\$ -	\$ 101,139
7	Richmond	Senior Connections, The Capital Area Agency on Aging	\$ 214,175	\$ 34,268	\$ 8,567	\$ -	\$ -	\$ 171,340	\$ 171,340

Large Urban - Roanoke

			Project Cost Total	State Paratransit Program Funds Total	Local Funds Required Total	Roanoke 5310 Operating (50%) Funds Total	Roanoke 5310 Operating (ARPA) Funds Total	Roanoke 5310 Capital Total	Total Roanoke 5310 Funds
			\$ 288,000	\$ 46,080	\$ 11,520	\$ -	\$ -	\$ 230,400	\$ 230,400
#	District	Recipient	Project Cost	State Paratransit Program Funds	Local Funds Required	Federal Operating Funds (50%)	Federal Operating Funds (ARPA)	Federal Capital (80%)	Total Roanoke 5310 Funds
1	Salem	County of Roanoke	\$ 288,000	\$ 46,080	\$ 11,520	\$ -	\$ -	\$ 230,400	\$ 230,400

FY23 FTA Section 5311 and ADTAP Program Grants

			Unobligated Balance	Carryover From Prior Years	FFY22 FTA 5311 Appropriation
FTA 5311			\$ 15,635,415	\$ 21,718,541	\$ 21,570,205
FTA ADTAP			\$ 1,540,123	\$ 1,076,818	\$ 1,509,875

			FTA 5311 Operating Funds (50%)	FTA 5311 Capital Funds	Total FTA 5311 Obligated Funds	FTA ADTAP Funds
			\$ 22,574,116	\$ 5,079,215	\$ 27,653,331	\$ 1,046,570

#	District	Recipient	FTA 5311 Operating Funds (50%)	FTA 5311 Capital Funds	Total FTA 5311 Obligated Funds	FTA ADTAP Funds
1	Bristol	AASC / Four County Transit	\$ 1,159,658		\$ 1,159,658	\$ 187,600
2	Bristol	District Three Governmental Cooperative	\$ 1,255,659		\$ 1,255,659	\$ 352,000
3	Bristol	Mountain Empire Older Citizens, Inc.	\$ 925,250		\$ 925,250	\$ 390,287
4	Bristol	Town of Bluefield-Graham Transit	\$ 207,050	\$ 200,000	\$ 407,050	
5	Hampton Roads	Greensville County	\$ 98,366	\$ 270,000	\$ 368,366	
6	Hampton Roads	STAR Transit	\$ 737,073	\$ 252,000	\$ 989,073	
7	Hampton Roads	Town of Chincoteague	\$ 47,421		\$ 47,421	
8	Hampton Roads	Williamsburg Area Transit Authority	\$ 494,351		\$ 494,351	
9	Lynchburg	Danville Transit System	\$ 1,727,560	\$ 856,726	\$ 2,584,286	
10	Lynchburg	Farmville Area Bus	\$ 360,760	\$ 228,058	\$ 588,818	
11	Lynchburg	Town of Altavista	\$ 70,905	\$ 65,720	\$ 136,625	
12	Salem	Greater Roanoke Transit Company	\$ 641,548		\$ 641,548	
13	Salem	Pulaski Area Transit	\$ 357,592		\$ 357,592	\$ 116,682
14	Staunton	Central Shenandoah Planning District Commission	\$ 284,613	\$ 235,093	\$ 519,706	
15	Multi-District	Bay Aging	\$ 2,189,729	\$ 1,419,130	\$ 3,608,859	
16	Multi-District	Town Of Blackstone/ Blackstone Area Bus System	\$ 408,493	\$ 84,803	\$ 493,296	
17	Multi-District	JAUNT, Inc.	\$ 2,650,146	\$ 326,084	\$ 2,976,230	
18	Multi-District	Lake Country Area Agency on Aging	\$ 95,732	\$ 104,000	\$ 199,732	
19	Multi-District	RADAR UHSTS	\$ 671,338	\$ 697,600	\$ 1,368,938	
20	Multi-District	Virginia Regional Transit	\$ 2,453,745	\$ 340,000	\$ 2,793,745	
21	Multi-District	RTAP	\$ 379,400		\$ 379,400	
22	Multi-District	DRPT - Virginia Breeze Intercity Bus	\$ 5,357,727		\$ 5,357,727	

This Page Is Intentionally Left Blank

FY23 FTA Section 5329 Program Grants

Total Carryover from Prior Years	FTA 5329 FFY22 Appropriation	Total FTA 5329 Available for FY23
\$ 312,426	\$ 529,339	\$ 841,765
	Unobligated Balance	\$ 529,339
Project Cost	State Funds*	FTA 5329 Funds (80%)
\$ 390,533	\$ 78,107	\$ 312,426

District	Project	Project Cost	State Funds	FTA 5329 Funds
Hampton Roads	DRPT - State Safety Oversight Program	\$ 390,533	\$ 78,107	\$ 312,426

*State funds provided by DRPT administrative funds.

MPO CMAQ and RSTP Projects

	Previous Funding	FY23	FY24	FY25	FY26	FY27	FY28	Grand Total
Total Cost	\$ 94,459,534	\$ 30,813,405	\$ 21,815,085	\$ 23,177,820	\$ 26,258,056	\$ 25,131,829	\$ 29,130,347	\$ 250,786,076
State TTF	\$ 18,891,907	\$ 6,162,681	\$ 4,363,017	\$ 4,635,564	\$ 5,251,611	\$ 5,026,366	\$ 5,826,070	\$ 50,157,216
Total CMAQ	\$ 37,262,458	\$ 20,295,190	\$ 11,175,502	\$ 12,750,294	\$ 11,319,311	\$ 13,144,906	\$ 8,996,999	\$ 114,944,660
Total RSTP	\$ 38,305,169	\$ 4,355,534	\$ 6,276,566	\$ 5,791,962	\$ 9,687,134	\$ 6,960,557	\$ 14,307,278	\$ 85,684,200

District	UPC	Project Description	CMAQ or RSTP	Previous Funding	FY23	FY24	FY25	FY26	FY27	FY28	Grand Total
Fredericksburg	T22310	GW RideConnect/TDM Assistance	CMAQ	\$ -	\$ -	\$ -	\$ -	\$ -	\$ 75,000	\$ -	\$ 75,000
Hampton Roads	T14104	HRT Traffic Program	RSTP	\$ 2,000,000	\$ 1,000,000	\$ 1,000,000	\$ 1,000,000	\$ 1,000,000	\$ 1,000,000	\$ 1,000,000	\$ 8,000,000
	T16054	HRT Bus Vehicle Replacement	CMAQ	\$ 5,061,467	\$ 5,740,392	\$ 2,977,538	\$ -	\$ 2,000,000	\$ -	\$ -	\$ 15,779,397
	T16054	HRT Bus Vehicle Replacement	RSTP	\$ 11,590,572	\$ -	\$ -	\$ 1,572,313	\$ 1,001,045	\$ 1,952,899	\$ 14,076,624	\$ 30,193,453
	T17890	WATA York County Southeast Demo Routes	CMAQ	\$ 597,977	\$ 471,666	\$ 495,174	\$ -	\$ -	\$ -	\$ -	\$ 1,564,817
	T17990	HRT Naval Station Norfolk Transit Ext Study FEIS/PE	RSTP	\$ 6,000,000	\$ -	\$ -	\$ -	\$ 6,000,000	\$ -	\$ -	\$ 12,000,000
	T19468	WATA Expansion of Bus Shelter	CMAQ	\$ -	\$ 117,000	\$ 117,000	\$ -	\$ -	\$ -	\$ -	\$ 234,000
	T19477	HRT Peninsula Corridor DEIS/Conceptual Engineering	RSTP	\$ -	\$ 2,045,144	\$ 5,954,856	\$ -	\$ -	\$ -	\$ -	\$ 8,000,000
	T19479	WATA Bus Replacement Purchase	CMAQ	\$ -	\$ 3,142,710	\$ -	\$ -	\$ -	\$ -	\$ -	\$ 3,142,710
	T19494	WATA Upper York/Kent County Connector Demo Routes	CMAQ	\$ -	\$ 372,530	\$ 386,813	\$ 405,578	\$ -	\$ -	\$ -	\$ 1,164,921
	T22709	HRT Victoria Boulevard Facility Upgrades	RSTP	\$ 2,381,213	\$ -	\$ -	\$ 3,500,000	\$ 1,506,479	\$ 3,250,000	\$ -	\$ 10,637,692
	115378	WATA Five Replacement Buses	CMAQ	\$ -	\$ -	\$ -	\$ 647,496	\$ -	\$ -	\$ 852,631	\$ 1,500,127
	115421	Suffolk Transit Operations Facility	RSTP	\$ -	\$ -	\$ -	\$ 60,000	\$ 1,830,066	\$ -	\$ -	\$ 1,890,066
	119277	WATA - Purchase Five Replacement Buses	CMAQ	\$ -	\$ -	\$ -	\$ -	\$ -	\$ 3,700,000	\$ -	\$ 3,700,000
119278	WATA - Study	RSTP	\$ -	\$ -	\$ -	\$ -	\$ -	\$ 360,000	\$ -	\$ 360,000	

District	UPC	Project Description	CMAQ or RSTP	Previous Funding	FY23	FY24	FY25	FY26	FY27	FY28	Grand Total	
Northern Virginia	T16031	Alexandria Transitway Enhancements	CMAQ	\$ 954,491	\$ -	\$ -	\$ -	\$ -	\$ -	\$ -	\$ 954,491	
	T16031	Alexandria Transitway Enhancements	RSTP	\$ 500,000	\$ -	\$ -	\$ -	\$ -	\$ -	\$ -	\$ 500,000	
	T16037	VRE Backlick Rd Station Platform Extension	CMAQ	\$ 2,000,000	\$ 500,000	\$ -	\$ -	\$ -	\$ -	\$ -	\$ 2,500,000	
	T18094	VRE Woodbridge Platform Improvements	CMAQ	\$ 2,019,483	\$ -	\$ -	\$ 903,640	\$ -	\$ -	\$ -	\$ 2,923,123	
	T19651	Alexandria West End Transitway Operations	CMAQ	\$ -	\$ 1,000,000	\$ 1,000,000	\$ 1,515,124	\$ -	\$ -	\$ -	\$ 3,515,124	
	T19705	VRE Manassas Park Station Second Platform	CMAQ	\$ -	\$ 474,264	\$ -	\$ -	\$ -	\$ -	\$ -	\$ 474,264	
	T21031	WMATA Replacement Buses (FY19-FY23)	CMAQ	\$ 15,253,755	\$ 3,876,921	\$ -	\$ -	\$ -	\$ -	\$ -	\$ 19,130,676	
	T21033	WMATA Replacement Buses (FY24-FY26)	CMAQ	\$ -	\$ -	\$ 4,266,461	\$ 3,407,448	\$ 4,334,638	\$ -	\$ -	\$ 12,008,547	
	T21240	Arlington Commuter Assistance Program	CMAQ	\$ 16,280,522	\$ 7,106,792	\$ 576,548	\$ -	\$ -	\$ -	\$ -	\$ 23,963,862	
	T21240	Arlington Commuter Assistance Program	RSTP	\$ 12,536,166	\$ -	\$ 635,106	\$ -	\$ -	\$ -	\$ -	\$ 13,171,272	
	T21448	Fairfax Countywide Transit Stores	CMAQ	\$ 2,460,000	\$ 650,000	\$ 650,000	\$ 670,000	\$ -	\$ -	\$ -	\$ 4,430,000	
	T21453	Alexandria Transit Store Funding	CMAQ	\$ 600,000	\$ -	\$ 600,000	\$ -	\$ -	\$ -	\$ -	\$ 1,200,000	
	T21457	PRTC Commuter Assistance Program	CMAQ	\$ 1,350,378	\$ 416,712	\$ 399,844	\$ 287,953	\$ -	\$ -	\$ -	\$ 2,454,887	
	T21459	PRTC Omniride Bus Replacement	CMAQ	\$ -	\$ -	\$ 1,500,000	\$ 2,826,580	\$ 2,537,348	\$ 3,125,693	\$ 2,809,488	\$ 12,799,109	
	T21999	Dash Technology Phase II	RSTP	\$ -	\$ 350,000	\$ 255,745	\$ -	\$ -	\$ -	\$ -	\$ 605,745	
	T24210	Fairfax Countywide Transit Stores	CMAQ	\$ -	\$ -	\$ -	\$ -	\$ 690,000	\$ 686,200	\$ 700,000	\$ 2,076,200	
	T24287	Arlington Commuter Assistance Program (FY25-FY27)	CMAQ	\$ -	\$ -	\$ -	\$ 5,274,048	\$ 4,587,153	\$ 4,304,381	\$ -	\$ -	\$ 14,165,582
	T24287	Arlington Commuter Assistance Program (FY25-FY27)	RSTP	\$ -	\$ -	\$ -	\$ 1,107,640	\$ 771,327	\$ 2,137,797	\$ -	\$ -	\$ 4,016,764
	T25368	WMATA Replacement Buses (FY27-FY29)	CMAQ	\$ -	\$ -	\$ -	\$ -	\$ -	\$ 4,539,859	\$ 3,000,000	\$ -	\$ 7,539,859
	T26799	Alexandria Commuter Outreach - Mobile Transit Store	CMAQ	\$ -	\$ -	\$ -	\$ -	\$ -	\$ -	\$ 200,000	\$ -	\$ 200,000
	T26828	Arlington Commuter Services Program	CMAQ	\$ -	\$ -	\$ -	\$ -	\$ -	\$ -	\$ -	\$ 3,684,130	\$ 3,684,130
	T26828	Arlington Commuter Services Program	RSTP	\$ -	\$ -	\$ -	\$ -	\$ -	\$ -	\$ -	\$ 2,807,474	\$ 2,807,474
	113576	DASH Technology	RSTP	\$ 200,000	\$ -	\$ -	\$ -	\$ -	\$ -	\$ -	\$ -	\$ 200,000
	115668	Alexandria Route 1 Metroway Extension	CMAQ	\$ -	\$ 1,500,000	\$ 1,000,000	\$ -	\$ -	\$ -	\$ -	\$ -	\$ 2,500,000
	117573	Alexandria Fare Collection System Upgrades	RSTP	\$ 1,100,000	\$ -	\$ -	\$ -	\$ -	\$ -	\$ -	\$ -	\$ 1,100,000
	Salem	T18675	GRTC Bus Replacement and Rebuild Program	RSTP	\$ 11,573,510	\$ 2,049,274	\$ -	\$ -	\$ -	\$ -	\$ -	\$ 13,622,784
	Total Cost				\$ 94,459,534	\$ 30,813,405	\$ 21,815,085	\$ 23,177,820	\$ 26,258,056	\$ 25,131,829	\$ 29,130,347	\$ 250,786,076

FY 2023 Five Year Capital Needs Summary

Capital Needs: Over the 5-year period that includes Fiscal Years 2024 to 2028, DRPT grantee agencies are projected to implement capital projects that will total \$1.13B. Of that total, agencies anticipate a need of \$644M in DRPT State Capital funds to support these projects. In addition, grantee agencies anticipate applying for \$40M in State Controlled Federal - Urban funds (i.e. FTA 5339), and \$37M in State Controlled Federal - Rural funds (i.e. FTA 5311 or ADTAP).

Table 1: Transit Capital Needs: FY2024 - FY2028 (in Thousands)

	FY 2024	FY 2025	FY 2026	FY 2027	FY 2028	Total FY 2024-2028
Total Project Costs	\$ 272,324	\$ 241,611	\$ 222,236	\$ 227,340	\$ 167,778	\$ 1,131,289
State Capital (MTTF, Paratransit, Other)	\$ 151,452	\$ 137,620	\$ 128,245	\$ 132,704	\$ 94,726	\$ 644,746
Federal	\$ 75,281	\$ 68,702	\$ 63,241	\$ 62,272	\$ 52,456	\$ 321,952
<i>Grantee Controlled</i>	\$ 48,700	\$ 47,083	\$ 53,928	\$ 51,793	\$ 43,363	\$ 244,868
<i>State Controlled Urban (5307 / 5339)</i>	\$ 15,791	\$ 13,670	\$ 3,488	\$ 5,474	\$ 1,592	\$ 40,015
<i>State Controlled Rural (5311)</i>	\$ 10,790	\$ 7,949	\$ 5,825	\$ 5,006	\$ 7,500	\$ 37,069
Local	\$ 45,591	\$ 35,289	\$ 30,751	\$ 32,364	\$ 20,596	\$ 164,591

Capital Revenues: State and Federal revenue projections over the same period of time include: \$398M in new State Capital Funds, \$25M in new State Controlled Federal FTA 5339 funds, \$25M in new FTA 5311 funds for capital projects, and \$9M in new FTA ADTAP funds.

Table 2: DRPT Controlled Transit Capital Revenue Projections: FY2024 - FY2028 (in Thousands)

	FY 2024	FY 2025	FY 2026	FY 2027	FY 2028	Total FY 2023-2027
State Capital (Total)	\$ 77,419	\$ 78,654	\$ 79,452	\$ 80,794	\$ 81,604	\$ 397,922
<i>Mass Transit Trust Funds (MTTF)</i>	\$ 76,899	\$ 78,134	\$ 78,623	\$ 79,294	\$ 80,104	\$ 393,053
<i>Paratransit</i>	\$ 1,500	\$ 1,500	\$ 1,500	\$ 1,500	\$ 1,500	\$ 7,500
<i>Multi-Year Obligations</i>	\$ (980)	\$ (980)	\$ (671)	\$ -	\$ -	\$ (2,631)
Federal - State Controlled Total (Urban)	\$ 5,000	\$ 5,000	\$ 5,000	\$ 5,000	\$ 5,000	\$ 25,000
<i>FTA 5339 (DRPT)</i>	\$ 5,000	\$ 5,000	\$ 5,000	\$ 5,000	\$ 5,000	\$ 25,000
Federal - State Controlled Total (Rural)	\$ 7,500	\$ 7,000	\$ 6,500	\$ 6,500	\$ 6,500	\$ 34,000
<i>FTA 5311</i>	\$ 5,000	\$ 5,000	\$ 5,000	\$ 5,000	\$ 5,000	\$ 25,000
<i>ADTAP</i>	\$ 2,500	\$ 2,000	\$ 1,500	\$ 1,500	\$ 1,500	\$ 9,000

Capital Surpluses and Deficits: Comparing the projected revenues to needs, DRPT anticipates a \$247M shortfall in State Capital revenues to fund all projects over the five Fiscal Years included in this analysis. In addition, DRPT anticipates a \$15M shortfall in State Controlled Federal - Urban funds and a \$3M shortfall in State Controlled Federal - Rural funds, to support planned projects.

Table 3: Surpluses and Deficits for DRPT Controlled Capital Funds: FY2024 - FY2028 (in Thousands)

	FY 2024	FY 2025	FY 2026	FY 2027	FY 2028	Total FY 2023-2027
State Capital (MTTF, Paratransit, Other)	\$ (74,033)	\$ (58,967)	\$ (48,792)	\$ (51,910)	\$ (13,123)	\$ (246,825)
State Controlled Federal - Urban (FTA 5339)	\$ (10,791)	\$ (8,670)	\$ 1,512	\$ (474)	\$ 3,408	\$ (15,015)
State Controlled Federal - Rural (5311/ ADTAP)	\$ (3,290)	\$ (949)	\$ 675	\$ 1,494	\$ (1,000)	\$ (3,069)

Capital Needs by MERIT Project Type: To implement State of Good Repair (SGR) projects, agencies anticipate the need for \$407M in State Capital funds, \$16M in State Controlled Federal - Urban funds, and \$29M in State Controlled Federal - Rural funds. To implement Minor Enhancement (MIN) projects, agencies anticipate the need for \$27M in State Capital funds, \$4M in State Controlled Federal - Urban funds, and \$8M in State Controlled Federal - Rural funds. And to implement planned Major Expansion (MAJ) projects, agencies anticipate the need for \$211M in State Capital funds and \$21M in State Controlled Federal - Urban funds.

Table 4: Transit Capital Needs by MERIT Project Type: FY2024 - FY2028 (in Thousands)

	FY 2024	FY 2025	FY 2026	FY 2027	FY 2028	Total FY 2023-2027
State of Good Repair (SGR)						
State Capital (MTTF, Paratransit, Other)	\$ 101,921	\$ 70,366	\$ 72,991	\$ 89,584	\$ 71,889	\$ 406,750
State Controlled Federal - Urban (Flex STP/ 5339)	\$ 3,891	\$ 3,807	\$ 1,742	\$ 5,057	\$ 1,043	\$ 15,540
State Controlled Federal - Rural (5311/ ADTAP)	\$ 7,044	\$ 5,884	\$ 5,132	\$ 4,414	\$ 6,747	\$ 29,221
Minor Enhancements (MIN)						
State Capital (MTTF, Paratransit, Other)	\$ 8,973	\$ 8,043	\$ 4,096	\$ 3,248	\$ 2,337	\$ 26,697
State Controlled Federal - Urban (Flex STP/ 5339)	\$ 897	\$ 1,880	\$ 66	\$ 417	\$ 549	\$ 3,809
State Controlled Federal - Rural (5311/ ADTAP)	\$ 3,746	\$ 2,065	\$ 693	\$ 592	\$ 753	\$ 7,848
Major Expansions (MAJ)						
State Capital (MTTF, Bonds, Other)	\$ 40,558	\$ 59,212	\$ 51,158	\$ 39,872	\$ 20,500	\$ 211,299
State Controlled Federal - Urban (Flex STP/ 5339)	\$ 11,004	\$ 7,982	\$ 1,680	\$ -	\$ -	\$ 20,667
State Controlled Federal - Rural (5311/ ADTAP)	\$ -	\$ -	\$ -	\$ -	\$ -	\$ -

Capital Surpluses and Deficits for State of Good Repair Projects: If DRPT were only to consider planned State of Good Repair (SGR) projects, the projected state capital revenues more adequately satisfy the projected needs. When only SGR needs are considered, the State Capital shortfall drops to \$9M , while a surplus of \$9M is projected for State Controlled Federal - Urban funds, and a surplus of \$5M is projected for State Controlled Federal - Rural funds.

Table 5: Surpluses and Deficits for DRPT Controlled Capital Funds: FY2024 - FY2028 (in Thousands)

Only State of Good Repair						
	FY 2024	FY 2025	FY 2026	FY 2027	FY 2028	Total FY 2023-2027
State Capital (MTTF, Paratransit, Other)	\$ (24,501)	\$ 8,288	\$ 6,462	\$ (8,790)	\$ 9,714	\$ (8,828)
State Controlled Federal - Urban (Flex STP/ 5339)	\$ 1,109	\$ 1,193	\$ 3,258	\$ (57)	\$ 3,957	\$ 9,460
State Controlled Federal - Rural (5311/ ADTAP)	\$ 456	\$ 1,116	\$ 1,368	\$ 2,086	\$ (247)	\$ 4,779

FY 2023 Five Year Capital Needs Detail

The table below along with the actual grants for the current fiscal year shown in other sections of this document comprise the Public Transportation Six Year Improvement Program. These tables list the public transportation capital projects planned by each transit operator in the Commonwealth over the next five fiscal years. The total estimated cost of each project are shown. Total dollars are shown to the nearest thousand.

BRISTOL DISTRICT	MERIT Project Type	DRPT Controlled Federal	Federal %	FY 2024			FY 2025			FY 2026			FY 2027			FY 2028			Total FY 2024 - FY 2028		
				Federal	State	Total	Federal	State	Total	Federal	State	Total	Federal	State	Total	Federal	State	Total	Federal	State	Total
AAASC / Four County Transit																					
Replacement - Small-size, light-duty Bus/BOC; 4 yr/100k mi	SGR	Yes	80%	554	111	693	634	127	792	634	127	792	713	143	891	634	127	792	3,168	634	3,960
Replacement - Small, Light-duty Minivan with ramp; 4 yr/100k mi	SGR	Yes	80%	-	-	-	43	9	54	-	-	-	90	18	112	45	9	56	178	36	222
Replacement - Support Vehicle; 4 yr/100k mi	SGR	Yes	80%	-	-	-	40	8	50	46	9	58	-	-	-	43	9	54	130	26	162
Expansion - Support Vehicle; 4 yr/100k mi	MIN	Yes	80%	40	8	50	-	-	-	-	-	-	43	9	54	-	-	-	83	17	104
ADP Hardware - Operations (ADP Replacement)	SGR	Yes	80%	28	6	35	19	4	24	-	-	-	-	-	-	31	6	39	78	16	98
Totals:				622	124	778	736	147	920	680	136	850	846	169	1,057	753	151	941	3,637	727	4,546
City of Bristol Virginia																					
Replacement - Small-size, light-duty Bus/BOC; 4 yr/100k mi	SGR	No	80%	-	-	-	72	14	90	76	15	95	76	15	95	-	-	-	224	45	280
Replacement - Small, Light-duty Van with lift; 4 yr/100k mi	SGR	No	80%	52	10	65	-	-	-	-	-	-	-	-	-	56	11	70	108	22	135
Expansion - Small-size, light-duty Bus/BOC; 4 yr/100k mi	MIN	No	80%	-	-	-	72	14	90	-	-	-	-	-	-	-	-	-	72	14	90
Transit Infrastructure (Bus Shelters)	MIN	No	80%	-	-	-	-	-	-	24	5	30	-	-	-	-	-	-	24	5	30
Transit Infrastructure (Bus Stop Signs)	MIN	No	80%	6	1	8	-	-	-	-	-	-	-	-	-	-	-	-	6	1	8
Totals:				58	12	73	144	29	180	100	20	125	76	15	95	56	11	70	434	87	543
District Three Governmental Cooperative																					
Replacement - Small, Light-duty Van with lift; 4 yr/100k mi	SGR	Yes	80%	352	70	440	352	70	440	352	70	440	352	70	440	352	70	440	1,760	352	2,200
Construction Admin/Maint Facility (Facility in Southern part of Dist.)	MIN	Yes	80%	800	160	1,000	-	-	-	-	-	-	-	-	-	-	-	-	800	160	1,000
Real Estate - Acquisition (Property for Southern Office & Maint. Fac.)	MIN	Yes	80%	400	80	500	-	-	-	-	-	-	-	-	-	-	-	-	400	80	500
Rehab/Renovation of Admin Building (Parking Lot at Marion)	SGR	Yes	80%	-	-	-	360	72	450	-	-	-	-	-	-	-	-	-	360	72	450
Real Estate - Acquisition (Property for parking lot - Marion)	MIN	Yes	80%	240	48	300	-	-	-	-	-	-	-	-	-	-	-	-	240	48	300
Rehab/Renovation of Admin Building (Roof at Marion)	SGR	Yes	80%	240	48	300	-	-	-	-	-	-	-	-	-	-	-	-	240	48	300
Rehab/Renovation of Admin Building (Flooring at Marion)	SGR	Yes	80%	-	-	-	160	32	200	-	-	-	-	-	-	-	-	-	160	32	200
Rehab/Renovation of Admin Building (HVAC at Marion)	SGR	Yes	80%	160	32	200	-	-	-	-	-	-	-	-	-	-	-	-	160	32	200
Transit Infrastructure (Bus Shelters)	MIN	Yes	80%	24	5	30	-	-	-	-	-	-	-	-	-	29	6	36	53	11	66
Facility Equipment - Furniture/Fixtures (Equip. + furniture - Southern)	MIN	Yes	80%	-	-	-	48	10	60	-	-	-	-	-	-	-	-	-	48	10	60
Replacement - Support Vehicle; 4 yr/100k mi	SGR	Yes	80%	-	-	-	32	6	40	-	-	-	-	-	-	-	-	-	32	6	40
Facility Equipment - Furniture and Fixtures (Shop Equip. - Marion)	SGR	Yes	80%	-	-	-	-	-	-	8	2	10	-	-	-	-	-	-	8	2	10
Totals:				2,216	443	2,770	952	190	1,190	360	72	450	352	70	440	381	76	476	4,261	852	5,326
Mountain Empire Older Citizens, Inc.																					
Replacement - Medium-size, light-duty Bus/BOC; 5 yr/150k mi	SGR	Yes	80%	300	60	375	309	62	386	318	64	398	327	65	409	360	72	450	1,614	323	2,018
Replacement - Small, Light-duty Van with lift; 4 yr/100k mi	SGR	Yes	80%	120	24	150	123	25	154	127	25	159	131	26	164	144	29	180	646	129	807
Mobility Manager Indirect Cost	MIN	Yes	80%	43	9	54	45	9	56	46	9	57	47	9	59	49	10	61	230	46	287
Expansion - Small-size, light-duty Bus/BOC; 4 yr/100k mi	MIN	Yes	80%	60	12	75	-	-	-	131	26	164	-	-	-	-	-	-	191	38	239
Replacement - Support Vehicle; 4 yr/100k mi	SGR	Yes	80%	29	6	36	30	6	38	-	-	-	32	6	40	-	-	-	91	18	114
Shop Equipment (Shop Equipment)	SGR	Yes	80%	14	3	18	-	-	-	-	-	-	-	-	-	-	-	-	14	3	18
Transit Infrastructure (Bus Stop Signs)	MIN	Yes	80%	3	1	4	-	-	-	3	1	4	-	-	-	-	-	-	6	1	8
Totals:				570	114	712	507	101	634	626	125	782	538	108	672	553	111	691	2,793	559	3,491
Town of Bluefield-Graham Transit																					
Replacement - Small-size, light-duty Bus/BOC; 4 yr/100k mi	SGR	Yes	80%	100	20	125	-	-	-	100	20	125	-	-	-	200	40	250	400	80	500
Totals:				100	20	125	-	-	-	100	20	125	-	-	-	200	40	250	400	80	500
BRISTOL DISTRICT TOTALS				3,566	713	4,458	2,339	468	2,924	1,866	373	2,332	1,811	362	2,264	1,942	388	2,428	11,525	2,305	14,406

FY2023-2028 Six-Year Improvement Program
FY23 FINAL

RAIL & PUBLIC TRANSPORTATION

CULPEPER DISTRICT	Project Type	Controlled Federal	Federal %	FY 2024			FY 2025			FY 2026			FY 2027			FY 2028			Total FY 2024 - FY 2028		
				Federal	State	Total	Federal	State	Total	Federal	State	Total	Federal	State	Total	Federal	State	Total	Federal	State	Total
Charlottesville Area Transit																					
Construction of Maint Facility (Ops Annex & Altern. Fuel Mods.)	MAJ	Yes	46%	6,058	6,585	13,169	5,300	5,761	11,521	-	-	-	-	-	-	-	-	-	11,357	12,345	24,690
Construction of Admin Building (3-Story Addition)	MAJ	Yes	46%	4,946	5,377	10,753	1,003	1,090	2,180	-	-	-	-	-	-	-	-	-	5,949	6,467	12,933
Replacement - Large, heavy-duty 35'-40' bus: 12 yr/500k mi	SGR	Yes	28%	621	1,508	2,218	-	-	-	329	800	1,176	848	2,060	3,029	528	1,282	1,885	2,326	5,649	8,308
Expansion - Large, heavy-duty 35'-40' bus: 12 yr/500k mi	MIN	Yes	28%	621	1,508	2,218	799	1,941	2,855	-	-	-	-	-	-	524	1,273	1,872	1,945	4,723	6,945
Replacement - Medium-size, medium-duty Bus/BOC; 7 yr/200k mi	SGR	Yes	28%	401	974	1,433	-	-	-	-	-	-	-	-	-	-	-	-	401	974	1,433
Replacement - Small-size, light-duty Bus/BOC; 4 yr/100k mi	SGR	Yes	28%	36	88	129	37	90	133	192	466	686	79	192	283	-	-	-	345	837	1,231
Transit Infrastructure (Bus Shelters & Amenities)	SGR	Yes	28%	91	220	324	84	204	300	6	14	20	6	14	20	-	-	-	186	452	664
Vehicle Support Equipment (Inventory Management Software)	MIN	Yes	28%	61	148	218	-	-	-	-	-	-	-	-	-	-	-	-	61	148	218
Construction Yards & Shops (Glass Wall Downtown Ctr.)	MIN	Yes	28%	28	68	100	-	-	-	-	-	-	-	-	-	-	-	-	28	68	100
Surveillance / Security Equipment (Security Camera System)	MIN	Yes	28%	17	42	62	-	-	-	-	-	-	-	-	-	-	-	-	17	42	62
Replacement - Support Vehicle; 4 yr/100k mi	SGR	Yes	28%	17	41	61	-	-	-	-	-	-	-	-	-	-	-	-	17	41	61
Replacement - Support Vehicle; 4 yr/100k mi	SGR	Yes	28%	17	41	60	-	-	-	-	-	-	-	-	-	-	-	-	17	41	60
ADP Hardware - Operations (Servers, Laptops, Monitors, & Acces.)	SGR	Yes	28%	4	10	15	3	7	10	1	3	5	1	3	5	-	-	-	10	24	35
Vehicle Support Equipment (Pre-Trip Management Software)	MIN	Yes	28%	8	20	30	-	-	-	-	-	-	-	-	-	-	-	-	8	20	30
Totals:				12,927	16,631	30,790	7,226	9,093	16,999	528	1,283	1,887	934	2,269	3,337	1,052	2,555	3,757	22,668	31,831	56,770
CULPEPER DISTRICT TOTALS				12,927	16,631	30,790	7,226	9,093	16,999	528	1,283	1,887	934	2,269	3,337	1,052	2,555	3,757	22,668	31,831	56,770

FREDERICKSBURG DISTRICT	Project Type	Controlled Federal	Federal %	FY 2024			FY 2025			FY 2026			FY 2027			FY 2028			Total FY 2024 - FY 2028		
				Federal	State	Total	Federal	State	Total	Federal	State	Total	Federal	State	Total	Federal	State	Total	Federal	State	Total
Fredericksburg Regional Transit																					
Replacement - Medium-size, medium-duty Bus/BOC; 7 yr/200k mi	SGR	No	80%	816	163	1,020	816	163	1,020	816	163	1,020	816	163	1,020	816	163	1,020	4,080	816	5,100
Expansion - Medium-size, medium-duty Bus/BOC; 7 yr/200k mi	MIN	No	80%	272	54	340	136	27	170	-	-	-	-	-	-	-	-	-	408	82	510
ADP Hardware - Operations (Automated Passenger Counters)	MIN	No	80%	320	64	400	-	-	-	-	-	-	-	-	-	-	-	-	320	64	400
Real Estate - Acquisition (Property for FRED Central Parking Lot)	MIN	No	80%	264	53	330	-	-	-	-	-	-	-	-	-	-	-	-	264	53	330
Surveillance / Security Equipment (Intrusion Alarm System)	SGR	No	80%	200	40	250	-	-	-	-	-	-	-	-	-	-	-	-	200	40	250
Transit Infrastructure (FRED Central Parking Lot Expansion)	MIN	No	80%	120	24	150	-	-	-	-	-	-	-	-	-	-	-	-	120	24	150
Replacement - Support Vehicle; 4 yr/100k mi	SGR	No	80%	28	6	35	56	11	70	-	-	-	-	-	-	-	-	-	84	17	105
Transit Infrastructure (Bus Shelters & Amenities)	MIN	No	80%	16	3	20	16	3	20	16	3	20	16	3	20	16	3	20	80	16	100
Totals:				2,036	407	2,545	1,024	205	1,280	832	166	1,040	832	166	1,040	832	166	1,040	5,556	1,111	6,945
FREDERICKSBURG DISTRICT TOTALS				2,036	407	2,545	1,024	205	1,280	832	166	1,040	832	166	1,040	832	166	1,040	5,556	1,111	6,945

HAMPTON ROADS DISTRICT	Project Type	Controlled Federal	Federal %	FY 2024			FY 2025			FY 2026			FY 2027			FY 2028			Total FY 2024 - FY 2028		
				Federal	State	Total	Federal	State	Total	Federal	State	Total	Federal	State	Total	Federal	State	Total	Federal	State	Total
City of Suffolk - Suffolk Transit																					
Replacement - Small-size, light-duty Bus/BOC; 4 yr/100k mi	SGR	No	80%	352	70	440	264	53	330	266	53	333	238	48	298	641	128	801	1,762	352	2,202
Construction of Admin Building (Operations Facility)	MIN	No	80%	-	-	-	-	-	-	1,464	293	1,830	-	-	-	-	-	-	1,464	293	1,830
Transit Infrastructure (Bus Pull-out)	MIN	No	80%	-	-	-	-	-	-	698	140	872	-	-	-	-	-	-	698	140	872
Expansion - Small, Light-duty Van with lift; 4 yr/100k mi	MIN	No	80%	-	-	-	-	-	-	-	-	-	-	-	-	256	51	320	256	51	320
Expansion - Medium-size, light-duty Bus/BOC; 5 yr/150k mi	MIN	No	80%	-	-	-	-	-	-	244	49	305	-	-	-	-	-	-	244	49	305
Expansion - Small-size, light-duty Bus/BOC; 4 yr/100k mi	MIN	No	80%	88	18	110	-	-	-	88	18	110	-	-	-	-	-	-	176	35	220
Replacement - Small, Light-duty Minivan with ramp; 4 yr/100k mi	SGR	No	80%	-	-	-	32	6	40	32	6	40	-	-	-	-	-	-	64	13	80
Transit Infrastructure (Passenger Amenities)	MIN	No	80%	12	2	15	12	2	15	12	2	15	12	2	15	12	2	15	60	12	75
Force Account Construction (Sidewalks & Concrete Pads)	MIN	No	80%	12	2	15	12	2	15	12	2	15	12	2	15	12	2	15	60	12	75
Engineering & Design of Admin Facility (Operations Facility)	MIN	No	80%	-	-	-	48	10	60	-	-	-	-	-	-	-	-	-	48	10	60
Totals:				464	93	580	368	74	460	2,816	563	3,520	262	52	328	921	184	1,151	4,831	966	6,039
Greenville County																					
Replacement - Medium-size, light-duty Bus/BOC; 5 yr/150k mi	SGR	Yes	80%	88	18	110	-	-	-	-	-	-	-	-	-	100	20	125	188	38	235
Transit Infrastructure (Bus Shelters)	MIN	Yes	80%	33	7	41	35	7	44	38	8	48	42	8	53	-	-	-	149	30	186
Replacement - Medium-size, light-duty Bus/BOC; 5 yr/150k mi	SGR	Yes	80%	-	-	-	80	16	100	-	-	-	-	-	-	-	-	-	80	16	100
Totals:				121	24	151	115	23	144	38	8	48	42	8	53	100	20	125	417	83	521
Hampton Roads Transit																					
Replacement - Large, heavy-duty 35'-40' bus; 12 yr/500k mi	SGR	No	28%	1,413	3,432	5,047	-	-	-	-	-	-	466	1,132	1,664	4,441	10,784	15,859	6,320	15,348	22,570
Rehabilitate/Rebuild Rail Cars or Locomotives (LR02 - LRT SGR)	SGR	No	28%	604	1,467	2,157	610	1,480	2,177	626	1,519	2,234	675	1,638	2,409	681	1,654	2,432	3,195	7,758	11,409
Mid-life Overhaul/Rebuild - Repower Heavy Duty Large Bus	SGR	No	28%	524	1,273	1,872	765	1,858	2,733	642	1,560	2,294	206	500	736	489	1,188	1,747	2,627	6,380	9,382
Transit Infrastructure (LR01 - Light Rail Right-of-Way SGR)	SGR	No	28%	92	223	328	97	236	347	435	1,055	1,552	971	2,358	3,468	1,000	2,429	3,572	2,595	6,302	9,267
Replacement - Small, Light-duty Van with lift; 4 yr/100k mi	SGR	No	28%	726	1,763	2,593	336	815	1,199	387	939	1,381	208	505	743	564	1,370	2,015	2,221	5,393	7,931
Vehicle Support Equipment (LR06 - Tide SCADA System Upgrade)	SGR	No	28%	-	-	-	-	-	-	-	-	-	1,936	4,702	6,914	-	-	-	1,936	4,702	6,914
Rehab/Renovation of Customer Facility (EF10 - Evelyn T Butts Ctr.)	SGR	No	25%	1,530	4,162	6,121	-	-	-	-	-	-	-	-	-	-	-	-	1,530	4,162	6,121
Rehab/Renovation of Customer Facility (EF13 - Robert Hall Ctr.)	SGR	No	25%	1,452	3,950	5,809	-	-	-	-	-	-	-	-	-	-	-	-	1,452	3,950	5,809
ADP Hardware - Operations (IT07 - Passenger Info Displays)	SGR	No	24%	-	-	-	-	-	-	-	-	-	1,043	2,955	4,346	-	-	-	1,043	2,955	4,346
ADP Software - Operations (IT01 - HASTUS)	SGR	No	14%	246	1,195	1,757	-	-	-	-	-	-	-	-	-	276	1,341	1,972	522	2,536	3,729
Transit Infrastructure (LR48 - NFT Foundation Repair)	SGR	No	28%	-	-	-	51	123	181	807	1,960	2,882	-	-	-	-	-	-	858	2,083	3,063
ADP Hardware - Operations (IT05 - Client Technology Systems)	SGR	No	28%	241	585	860	134	324	477	62	151	222	78	189	278	290	704	1,036	804	1,954	2,873
Transit Infrastructure (LR04 - Light Rail Station Upgrades)	SGR	No	28%	9	21	31	170	413	607	307	746	1,097	20	50	73	277	673	989	783	1,902	2,797
ADP Software - Operations (IT22 - EAM System)	SGR	No	28%	-	-	-	-	-	-	733	1,780	2,618	-	-	-	-	-	-	733	1,780	2,618
ADP Hardware - Operations (IT03 - Large Technology Infrastructure)	SGR	No	28%	-	-	-	42	103	151	-	-	-	268	650	956	326	793	1,166	636	1,546	2,273
Technology/Equipment - ITS - On Board (IT18 - CAD/AVL System)	SGR	No	28%	-	-	-	527	1,280	1,883	-	-	-	-	-	-	-	-	-	527	1,280	1,883
ADP Software - Operations (IT42 - IT Security Systems)	SGR	No	28%	-	-	-	-	-	-	254	617	908	259	628	924	-	-	-	513	1,246	1,832
Technology/Equipment - Cyber Security (IT37 - ICS Cyber Security)	SGR	No	28%	-	-	-	-	-	-	-	-	-	487	1,183	1,739	-	-	-	487	1,183	1,739
Technology/Equipment - Technology Planning (IT30)	MIN	No	0%	-	321	472	-	332	488	-	343	504	-	-	-	-	-	-	-	996	1,464
Transfer Center Update (EF11 - Silverleaf Transfer Center)	SGR	No	28%	-	-	-	-	-	-	-	-	-	-	-	-	380	922	1,356	380	922	1,356
Transit Infrastructure (LR50 - Smith Creek Bridge)	SGR	No	28%	84	203	299	86	209	307	89	216	317	91	222	326	-	-	-	350	849	1,249
Surveillance / Security Equipment (IT12 - Onboard Network Infra.)	SGR	No	28%	55	133	196	-	-	-	38	91	134	-	-	-	232	563	828	324	787	1,158
Rehab/Renovation of Customer Facility (EF05 - Newport News Ctr.)	SGR	No	28%	321	780	1,147	-	-	-	-	-	-	-	-	-	-	-	-	321	780	1,147
Surveillance / Security Equipment (Access Control System)	SGR	No	28%	-	-	-	-	-	-	135	327	481	137	333	489	-	-	-	272	660	970
Rehab/Renovation of Customer Facility (EF06 - Hampton Transit Ctr.)	SGR	No	28%	253	614	903	-	-	-	-	-	-	-	-	-	-	-	-	253	614	903
ADP Software - Operations (SS17 - Safety Management System)	MIN	No	28%	236	573	843	-	-	-	-	-	-	-	-	-	-	-	-	236	573	843
Surveillance / Security Equipment (SS01 - Bus Video Recording)	SGR	No	28%	-	-	-	-	-	-	-	-	-	198	480	706	-	-	-	198	480	706
Replacement - Support Vehicle	SGR	No	28%	25	61	89	46	112	164	30	73	107	-	-	-	78	189	278	179	434	638
Surveillance / Security Equipment (SS15 - Video Surveillance)	SGR	No	28%	-	-	-	29	71	104	-	-	-	52	126	185	97	237	348	178	433	637
Transit Infrastructure (EF04 - HRT Paving Program)	SGR	No	28%	174	424	623	-	-	-	-	-	-	-	-	-	-	-	-	174	424	623
Mid-life Overhaul/Rebuild - Light Duty, Medium BOC	SGR	No	28%	90	218	321	-	-	-	76	184	271	-	-	-	-	-	-	166	403	592
Expansion - Small, Light-duty Van with lift; 4 yr/100k mi	MIN	No	28%	-	-	-	-	-	-	-	-	-	-	-	-	144	350	514	144	350	514
ADP Hardware - Operations (IT06 - Passenger Info Displays)	SGR	No	28%	-	-	-	-	-	-	-	-	-	106	258	380	-	-	-	106	258	380
Other (IT32 - Innovation Initiative)	MIN	No	0%	-	78	114	-	84	124	-	91	134	-	-	-	-	-	-	-	253	372
ADP Software - Operations (IT23 - EAM Tech. Asset Inventory)	MIN	No	28%	101	245	361	-	-	-	-	-	-	-	-	-	-	-	-	101	245	361
Vehicle Support Equipment (IT21 - Upgrade TVM Pin Pads)	SGR	No	28%	-	-	-	-	-	-	98	239	351	-	-	-	-	-	-	98	239	351
ADP Hardware - Operations (IT36 - Digital Signage System)	SGR	No	28%	34	82	121	-	-	-	-	-	-	-	-	-	36	87	128	70	169	249
Other (LR05 - Light Rail Cab Signaling Study)	MIN	No	28%	50	122	180	-	-	-	-	-	-	-	-	-	-	-	-	50	122	180
Rehab/Renovation of Customer Facility (EF07 - Wards Corner)	SGR	No	28%	-	-	-	46	112	164	-	-	-	-	-	-	-	-	-	46	112	164
ADP Software - Operations	SGR	No	28%	35	85	125	-	-	-	-	-	-	-	-	-	-	-	-	35	85	125
Surveillance / Security Equipment (SS02 - LRT Recording Equip.)	SGR	No	28%	-	-	-	-	-	-	-	-	-	34	83	122	-	-	-	34	83	122
ADP Software - Operations (IT43 - Contract & Vendor Mgmt)	SGR	No	28%	-	-	-	-	-	-	-	-	-	30	73	108	-	-	-	30	73	108
ADP Hardware - Operations (IT29 - INT Light Rail APC System)	SGR	No	28%	-	-	-	-	-	-	-	-	-	30	72	106	-	-	-	30	72	106
Surveillance / Security Equipment (SS18 - Light Rail Cab Cameras)	MIN	No	0%	-	-	-	-	-	-	-	-	-	-	34	50	-	-	-	-	34	50
Totals:				8,295	22,011	32,369	2,938	7,552	11,106	4,718	11,891	17,487	7,294	18,171	26,722	9,311	23,283	34,240	32,557	82,908	121,924

FY2023-2028 Six-Year Improvement Program
FY23 FINAL

RAIL & PUBLIC TRANSPORTATION

LYNCHBURG DISTRICT	Project Type	Controlled Federal	Federal %	FY 2024			FY 2025			FY 2026			FY 2027			FY 2028			Total FY 2024 - FY 2028		
				Federal	State	Total	Federal	State	Total	Federal	State	Total	Federal	State	Total	Federal	State	Total	Federal	State	Total
Danville Transit System																					
Replacement - Small-size, light-duty Bus/BOC; 4 yr/100k mi	SGR	Yes	80%	358	72	448	184	37	230	96	19	120	195	39	244	800	160	1,000	1,634	327	2,042
Replacement - Medium-size, medium-duty Bus/BOC; 7 yr/200k mi	SGR	Yes	80%	688	138	860	-	-	-	-	-	-	368	74	460	384	77	480	1,440	288	1,800
Replacement - Small-size, heavy-duty Bus/BOC; 10 yr/350k mi	SGR	Yes	80%	-	-	-	-	-	-	-	-	-	-	-	-	640	128	800	640	128	800
Rehab/Renovation of Maint Facility	SGR	Yes	80%	80	16	100	-	-	-	32	6	40	36	7	45	-	-	-	148	30	185
Transit Infrastructure (Bus Pullout & Shelter - Casino Stop)	MIN	Yes	80%	40	8	50	-	-	-	-	-	-	-	-	-	-	-	-	40	8	50
Replacement - Support Vehicle; 4 yr/100k mi	SGR	Yes	80%	-	-	-	-	-	-	-	-	-	36	7	45	-	-	-	36	7	45
Totals:				1,166	233	1,458	184	37	230	128	26	160	635	127	794	1,824	365	2,280	3,938	788	4,922
Farmville Area Bus																					
Replacement - Small-size, light-duty Bus/BOC; 4 yr/100k mi	SGR	Yes	80%	227	45	284	-	-	-	82	16	102	-	-	-	222	44	277	530	106	663
Replacement - Small, Light-duty Minivan with ramp; 4 yr/100k mi	SGR	Yes	80%	-	-	-	162	32	202	-	-	-	58	12	72	-	-	-	219	44	274
ADP Hardware - Admin (Computer Replacements)	SGR	Yes	80%	2	0	3	-	-	-	-	-	-	-	-	-	-	-	-	2	0	3
ADP Software - Admin	SGR	Yes	80%	1	0	1	-	-	-	-	-	-	-	-	-	-	-	-	1	0	1
Totals:				230	46	288	162	32	202	82	16	102	58	12	72	222	44	277	753	151	941
Greater Lynchburg Transit Company																					
Replacement - Large, heavy-duty 35'-40' bus: 12 yr/500k mi	SGR	Yes	28%	562	1,365	2,007	780	1,893	2,784	-	-	-	-	-	-	-	-	-	1,341	3,258	4,791
Expansion - Large, heavy-duty 35'-40' bus: 12 yr/500k mi	MIN	Yes	28%	-	-	-	780	1,893	2,784	-	-	-	-	-	-	-	-	-	780	1,893	2,784
Replacement - Medium-size, light-duty Bus/BOC; 5 yr/150k mi	SGR	Yes	28%	358	868	1,277	-	-	-	-	-	-	345	838	1,232	-	-	-	703	1,706	2,509
ADP Hardware - Admin (Network Equipment/Workstations)	SGR	Yes	28%	39	95	140	37	90	133	37	89	131	-	-	-	-	-	-	113	275	404
Spare Parts / Assoc. Capital Maintenance Items (Spare Parts)	SGR	Yes	28%	-	-	-	-	-	-	-	-	-	84	204	300	-	-	-	84	204	300
Construction of Admin Building (Bus Bay at Kemper St Facility)	MIN	Yes	28%	-	-	-	65	158	233	-	-	-	-	-	-	-	-	-	65	158	233
Replacement - Support Vehicle; 4 yr/100k mi	SGR	Yes	28%	50	122	180	-	-	-	14	33	49	-	-	-	-	-	-	64	156	229
Transit Infrastructure (Bus Shelters)	SGR	Yes	28%	-	-	-	17	41	61	-	-	-	-	-	-	19	46	67	36	87	128
Totals:				1,009	2,451	3,604	1,679	4,077	5,995	50	122	180	429	1,042	1,532	19	46	67	3,186	7,737	11,378
Town of Altavista																					
Replacement - Small-size, light-duty Bus/BOC; 4 yr/100k mi	SGR	Yes	80%	-	-	-	68	14	85	70	14	87	-	-	-	72	14	90	210	42	262
Replacement - Support Vehicle; 4 yr/100k mi	SGR	Yes	80%	23	5	29	-	-	-	-	-	-	-	-	-	-	-	-	23	5	29
Shop Equipment (Fuel System at Public Works)	SGR	Yes	80%	-	-	-	-	-	-	6	1	8	-	-	-	-	-	-	6	1	8
ADP Hardware - Admin (Computer Replacement)	SGR	Yes	80%	4	1	5	-	-	-	-	-	-	-	-	-	-	-	-	4	1	5
Totals:				27	5	34	68	14	85	76	15	95	-	-	-	72	14	90	243	49	304
LYNCHBURG DISTRICT TOTALS				2,433	2,736	5,384	2,092	4,159	6,512	336	180	537	1,122	1,180	2,398	2,136	469	2,714	8,119	8,724	17,545
NORTHERN VIRGINIA DISTRICT																					
County of Loudoun																					
Replacement - Large, heavy-duty 35'-40' bus: 12 yr/500k mi	SGR	No	0%	-	2,387	3,511	-	993	1,461	-	2,147	3,157	-	-	-	-	2,167	3,187	-	7,695	11,316
Replacement - Medium-size, light-duty Bus/BOC; 5 yr/150k mi	SGR	No	0%	-	1,289	1,895	-	1,545	2,272	-	1,341	1,972	-	-	-	-	-	-	-	4,175	6,139
Rehabilitate/Rebuild - Rehabilitation of Heavy Duty Large Bus	SGR	No	0%	-	548	806	-	-	-	-	204	300	-	-	-	-	-	-	-	752	1,106
Totals:				-	4,224	6,212	-	2,538	3,733	-	3,692	5,429	-	-	-	-	2,167	3,187	-	12,621	18,561
NVTC - Arlington County																					
Rehab/Renovation of Customer Facility (Court House Metro Elevator)	MAJ	No	0%	-	602	885	-	4,537	6,672	-	8,505	12,507	-	5,748	8,453	-	-	-	-	19,392	28,517
Replacement - Large, heavy-duty 35'-40' bus: 12 yr/500k mi	SGR	No	0%	-	7,201	10,590	-	-	-	-	4,011	5,898	-	4,197	6,172	-	-	-	-	15,409	22,660
Construction Admin/Maint Facility (ART Facility)	MAJ	No	0%	-	11,560	17,000	-	2,040	3,000	-	-	-	-	-	-	-	-	-	-	13,600	20,000
Expansion - Large, heavy-duty 35'-40' bus: 12 yr/500k mi	MAJ	No	0%	-	-	-	-	5,212	7,664	-	-	-	-	2,058	3,026	-	-	-	-	7,269	10,690
Transit Infrastructure (Bus Stop Accessibility Improvements)	SGR	No	0%	-	503	739	-	624	918	-	522	767	-	500	736	-	515	758	-	2,664	3,918
Fare Collection Equipment (Off Vehicle Fare Collection)	MIN	No	0%	-	78	114	-	345	508	-	1,314	1,932	-	692	1,018	-	-	-	-	2,429	3,572
Transit Infrastructure (Bus Stop & Shelter Program)	SGR	No	0%	-	344	506	-	365	537	-	377	555	-	392	577	-	412	606	-	1,891	2,781
Technology/Equipment - ITS - On Board Systems (Transit ITS Prog.)	MIN	No	0%	-	376	553	-	772	1,135	-	91	134	-	197	290	-	74	109	-	1,510	2,221
Rehab/Renovation of Customer Facility (Shirlington)	MIN	No	0%	-	-	-	-	-	-	-	-	-	-	-	-	-	154	227	-	154	227
Totals:				-	20,663	30,387	-	13,895	20,434	-	14,819	21,793	-	13,785	20,272	-	1,156	1,700	-	64,318	94,586
NVTC - City of Alexandria																					
Replacement - Large, heavy-duty 35'-40' bus: 12 yr/500k mi	SGR	No	0%	-	9,384	13,800	-	-	-	-	5,474	8,050	-	13,154	19,344	-	-	-	-	28,012	41,194
ADP Hardware - Operations (TSP)	MIN	No	0%	-	1,457	2,143	-	-	-	-	-	-	-	-	-	-	-	-	-	1,457	2,143
Spare Parts / Assoc. Capital Maintenance Items (Powertrain & Battery)	MIN	No	0%	-	260	383	-	268	394	-	237	348	-	203	299	-	126	185	-	1,094	1,609
ADP Software - Operations (DASH Technology)	MIN	No	0%	-	174	256	-	-	-	-	-	-	-	-	-	-	-	-	-	174	256
Totals:				-	11,276	16,582	-	268	394	-	5,711	8,398	-	13,357	19,643	-	126	185	-	30,737	45,202
NVTC - City of Fairfax																					
Replacement - Large, heavy-duty 35'-40' bus: 12 yr/500k mi	SGR	No	0%	-	-	-	-	-	-	-	-	-	-	2,652	3,900	-	-	-	-	2,652	3,900
Rehab/Renovation of Yards & Shops (Fuel Island & transit bus lift)	SGR	No	0%	-	85	125	-	-	-	-	41	60	-	-	-	-	-	-	-	126	185
Replacement - Support Vehicle; 4 yr/100k mi	SGR	No	0%	-	24	36	-	24	35	-	41	60	-	-	-	-	-	-	-	48	71
Totals:				-	109	161	-	24	35	-	41	60	-	2,652	3,900	-	-	-	-	2,826	4,156

FY2023-2028 Six-Year Improvement Program
FY23 FINAL

RAIL & PUBLIC TRANSPORTATION

RICHMOND DISTRICT				FY 2024			FY 2025			FY 2026			FY 2027			FY 2028			Total FY 2024 - FY 2028		
Project	Controlled	Federal	Federal	Federal	State	Total	Federal	State	Total	Federal	State	Total	Federal	State	Total	Federal	State	Total	Federal	State	Total
Type	Federal	%																			
City of Petersburg																					
Construction of Maint Facility	MAJ	No	28%	-	-	-	840	2,040	3,000	-	-	-	-	-	-	-	-	-	840	2,040	3,000
Engineering & Design of Maint Facility (Feasibility Study)	MIN	No	28%	140	340	500	-	-	-	-	-	-	-	-	-	-	-	-	140	340	500
Replacement - Medium-size, medium-duty Bus/BOC; 7 yr/200k mi	SGR	No	28%	-	-	-	-	-	-	91	220	324	-	-	-	-	-	-	91	220	324
Vehicle Support Equipment (AVL System)	MIN	No	28%	-	-	-	56	136	200	-	-	-	-	-	-	-	-	-	56	136	200
Replacement - Medium-size, medium-duty Bus/BOC; 7 yr/200k mi	SGR	No	28%	19	46	68	19	46	68	-	-	-	-	-	-	-	-	-	38	92	136
Shop Equipment	SGR	No	28%	-	-	-	25	61	90	-	-	-	-	-	-	-	-	-	25	61	90
ADP Hardware - Admin	SGR	No	28%	-	-	-	8	20	30	10	24	35	-	-	-	-	-	-	18	44	65
Shop Equipment	MIN	No	28%	-	-	-	-	-	-	14	34	50	-	-	-	-	-	-	14	34	50
Surveillance / Security Equipment	MIN	No	28%	-	-	-	-	-	-	11	27	40	-	-	-	-	-	-	11	27	40
Vehicle Support Equipment	SGR	No	28%	-	-	-	10	25	37	-	-	-	-	-	-	-	-	-	10	25	37
Vehicle Support Equipment	MIN	No	28%	6	14	20	-	-	-	-	-	-	-	-	-	-	-	-	6	14	20
Totals:				165	400	588	959	2,329	3,425	126	305	449							1,249	3,034	4,462
Greater Richmond Transit Company																					
Transit Infrastructure (North/South BRT)	MAJ	No	46%	-	-	-	-	-	-	18,860	20,500	41,000	18,860	20,500	41,000	18,860	20,500	41,000	56,580	61,500	123,000
Transit Infrastructure (Short Pump BRT)	MAJ	No	46%	-	-	-	9,997	10,867	21,733	10,181	11,067	22,133	10,181	11,067	22,133	-	-	-	30,360	33,000	65,999
Replacement - Large, heavy-duty 35'-40' bus: 12 yr/500k mi	SGR	No	28%	1,344	3,264	4,800	3,024	7,344	10,800	4,032	9,792	14,400	672	1,632	2,400	3,024	7,344	10,800	12,096	29,376	43,200
Rehab/Renovation of Admin/Maint Facility (Master Plan Changes)	SGR	No	46%	-	-	-	3,373	3,667	7,333	3,373	3,667	7,333	3,373	3,667	7,333	-	-	-	10,120	11,000	21,999
Transit Infrastructure (Dedicated Lane Conversion)	MAJ	No	46%	-	-	-	5,980	6,500	13,000	460	500	1,000	460	500	1,000	-	-	-	6,900	7,500	15,000
Replacement - Small, Light-duty Van with lift; 4 yr/100k mi	SGR	No	28%	741	1,799	2,645	998	2,424	3,565	483	1,173	1,725	998	2,424	3,565	386	938	1,380	3,606	8,758	12,880
ADP Software - Operations	SGR	No	28%	178	431	634	181	439	646	193	469	689	188	457	672	196	476	700	935	2,272	3,341
Shop Equipment (Maintenance Equipment)	SGR	No	28%	157	382	562	178	431	634	151	367	540	175	424	624	140	340	500	801	1,945	2,860
ADP Software - Admin (Admin Support)	SGR	No	28%	165	400	588	142	345	507	142	345	507	142	345	507	142	345	507	732	1,779	2,616
Transit Infrastructure (Bus Stop Improvements)	SGR	No	28%	143	347	511	143	347	511	143	347	511	143	347	511	143	347	511	715	1,737	2,555
ADP Hardware - Operations	SGR	No	28%	476	1,156	1,700	35	85	125	39	95	140	43	105	155	45	109	160	638	1,550	2,280
Transit Infrastructure (Park & Ride - Phase 3)	SGR	No	28%	155	377	554	155	377	554	-	-	-	-	-	-	-	-	-	310	753	1,108
Replacement - Support Vehicle; 4 yr/100k mi	SGR	No	28%	206	500	735	53	129	190	22	53	78	-	-	-	-	-	-	281	682	1,003
Real Estate - Demolition (Church Property/Lot)	SGR	No	28%	238	578	850	-	-	-	-	-	-	-	-	-	-	-	-	238	578	850
3rd Party Project Management (Dedicated Lane Study/Prelim Eng)	MIN	No	28%	204	496	730	-	-	-	-	-	-	-	-	-	-	-	-	204	496	730
Surveillance / Security Equipment (Security Equipment)	SGR	No	28%	36	88	130	36	88	130	36	88	130	36	88	130	36	88	130	182	442	650
Rehab/Renovation of Admin/Maint Facility (Building Facility Maint.)	SGR	No	28%	49	119	175	60	146	215	-	-	-	42	102	150	-	-	-	151	367	540
Transit Infrastructure (Pulse - Dedicated Lane Conversion)	MAJ	No	46%	184	200	400	-	-	-	-	-	-	-	-	-	-	-	-	184	200	400
Transit Infrastructure (23rd & Franklin Transfer Center)	MIN	No	28%	28	68	100	-	-	-	-	-	-	-	-	-	-	-	-	28	68	100
Totals:				4,304	10,206	15,114	24,356	33,189	59,943	38,116	48,463	90,186	35,314	41,659	80,180	22,973	30,488	55,688	125,063	164,004	301,111
RICHMOND DISTRICT TOTALS				4,469	10,605	15,702	25,315	35,518	63,368	38,242	48,768	90,635	35,314	41,659	80,180	22,973	30,488	55,688	126,312	167,038	305,573
SALEM DISTRICT																					
Project	Controlled	Federal	Federal	FY 2024			FY 2025			FY 2026			FY 2027			FY 2028			Total FY 2024 - FY 2028		
Type	Federal	%		Federal	State	Total	Federal	State	Total	Federal	State	Total	Federal	State	Total	Federal	State	Total	Federal	State	Total
City of Radford																					
Construction of Admin Facility (Design & Construction)	MAJ	Yes	28%	-	-	-	1,680	4,080	6,000	1,680	4,080	6,000	-	-	-	-	-	-	3,360	8,160	12,000
Replacement - Medium-size, medium-duty Bus/BOC; 7 yr/200k mi	SGR	Yes	28%	-	-	-	151	367	540	403	979	1,440	-	-	-	-	-	-	554	1,346	1,980
Replacement - Large, heavy-duty 35'-40' bus: 12 yr/500k mi	SGR	Yes	28%	-	-	-	-	-	-	269	653	960	-	-	-	-	-	-	269	653	960
Replacement - Support Vehicle; 4 yr/100k mi	SGR	Yes	28%	-	-	-	-	-	-	-	-	-	22	54	80	11	27	40	34	82	120
Vehicle Support Equipment (Miscellaneous Maintenance Items)	SGR	Yes	28%	10	24	35	-	-	-	-	-	-	-	-	-	-	-	-	10	24	35
Totals:				10	24	35	1,831	4,447	6,540	2,352	5,712	8,400	22	54	80	11	27	40	4,227	10,265	15,095
Greater Roanoke Transit Company																					
Replacement - Large, heavy-duty 35'-40' bus: 12 yr/500k mi	SGR	No	28%	-	-	-	-	-	-	1,386	3,366	4,950	-	-	-	-	-	-	1,386	3,366	4,950
Transit Infrastructure (Passenger Amenities)	SGR	No	28%	140	340	500	140	340	500	-	-	-	70	170	250	70	170	250	420	1,020	1,500
Construction of Maint Facility (Bus Parking Lot)	MIN	No	28%	280	680	1,000	-	-	-	-	-	-	-	-	-	-	-	-	280	680	1,000
Rehab/Renovation of Admin/Maint Facility (Transfer Center)	SGR	No	28%	70	170	250	70	170	250	-	-	-	70	170	250	70	170	250	280	680	1,000
Replacement - Small-size, light-duty Bus/BOC; 4 yr/100k mi	SGR	No	28%	90	218	320	-	-	-	-	-	-	112	272	400	-	-	-	202	490	720
Other	SGR	No	28%	4	10	15	4	10	15	4	10	15	32	78	115	4	10	15	49	119	175
ADP Hardware - Admin (ADP Replacement)	SGR	No	28%	7	17	25	-	-	-	-	-	-	8	20	30	-	-	-	15	37	55
ADP Software - Admin (ADP Replacement)	SGR	No	28%	3	7	10	-	-	-	-	-	-	8	20	30	-	-	-	11	27	40
Facility Equipment - Mechanical Equipment (Shop Equipment)	SGR	No	28%	-	-	-	-	-	-	-	-	-	7	16	24	-	-	-	7	16	24
Totals:				594	1,442	2,120	214	520	765	1,390	3,376	4,965	308	747	1,099	144	350	515	2,650	6,436	9,464
Pulaski Area Transit																					
Replacement - Small-size, light-duty Bus/BOC; 4 yr/100k mi	SGR	Yes	80%	112	22	140	56	11	70	112	22	140	112	22	140	64	13	80	456	91	570
Totals:				112	22	140	56	11	70	112	22	140	112	22	140	64	13	80	456	91	570

FY2023-2028 Six-Year Improvement Program
 FY23 FINAL

RAIL & PUBLIC TRANSPORTATION

STAUNTON DISTRICT				Project Type	Controlled Federal	Federal %	FY 2024			FY 2025			FY 2026			FY 2027			FY 2028			Total FY 2024 - FY 2028			
							Federal	State	Total	Federal	State	Total	Federal	State	Total	Federal	State	Total	Federal	State	Total	Federal	State	Total	
Central Shenandoah Planning District Commission																									
Force Account Capital Cost of Contracting (Urban)				SGR	No	80%	523	105	628	537	107	644	665	133	798	685	137	822	702	140	842	3,112	622	3,734	
Force Account Capital Cost of Contracting (Rural)				MIN	Yes	80%	397	79	476	408	82	490	426	85	511	440	88	528	452	90	542	2,122	424	2,546	
ADP Software - Operations (ITS Phase I)				MIN	No	80%	-	-	-	118	24	142	-	-	21	4	25	-	-	-	138	28	166		
ADP Software - Operations (ITS Phase II)				MIN	Yes	80%	-	-	-	53	11	64	-	-	10	2	12	-	-	-	62	12	74		
Totals:							920	184	1,104	1,115	223	1,338	1,090	218	1,308	1,155	231	1,444	1,154	231	1,443	5,435	1,087	6,522	
City of Harrisonburg Dept. of Public Transportation																									
Replacement - Large, heavy-duty 35'-40' bus: 12 yr/500k mi				SGR	No	80%	-	-	-	2,100	420	2,520	1,760	352	2,112	-	-	-	3,826	765	4,591	7,686	1,537	9,223	
Technology/Equipment - ITS - On Board Systems (ITS Equipment)				SGR	No	80%	-	-	-	-	-	-	-	-	-	1,391	278	1,739	160	32	200	1,551	310	1,939	
Replacement - Medium-size, medium-duty Bus/BOC; 7 yr/200k mi				SGR	No	80%	192	38	230	-	-	-	-	-	-	192	38	240	-	-	-	384	77	461	
Expansion - Small-size, heavy-duty Bus/BOC; 10 yr/350k mi				MIN	No	80%	-	-	-	-	-	-	-	-	-	-	-	-	98	20	123	98	20	123	
Transit Infrastructure (Bus Shelters)				MIN	No	80%	-	-	-	-	-	-	-	-	-	-	-	-	68	14	85	68	14	85	
Construction Admin/Maint Facility (Vehicle Lifts)				MIN	No	80%	38	8	46	-	-	-	-	-	-	-	-	-	-	-	-	38	8	46	
Vehicle Support Equipment (Radios)				SGR	No	80%	-	-	-	-	-	-	12	2	14	-	-	-	-	-	-	12	2	14	
Totals:							230	46	276	2,100	420	2,520	1,772	354	2,126	1,583	317	1,979	4,152	830	5,190	9,837	1,967	12,296	
City of Winchester																									
Rehab/Renovation of Maint Facility				SGR	No	80%	4,000	800	5,000	-	-	-	-	-	-	-	-	-	-	-	-	4,000	800	5,000	
Replacement - Small-size, light-duty Bus/BOC; 4 yr/100k mi				SGR	No	80%	420	84	525	280	56	350	-	-	-	1,120	224	1,400	480	96	600	2,300	460	2,875	
Technology/Equipment - ITS - On Board (Stop Announcement System)				SGR	No	80%	80	16	100	-	-	-	-	-	-	-	-	-	-	-	-	80	16	100	
Transit Infrastructure (Bus Shelters & Amenities)				SGR	No	80%	-	-	-	-	-	-	24	5	30	-	-	-	-	-	-	24	5	30	
Transit Infrastructure (Bus Stop Signs)				SGR	No	80%	16	3	20	-	-	-	-	-	-	-	-	-	-	-	-	16	3	20	
Totals:							4,516	903	5,445	280	56	350	24	5	30	1,120	224	1,400	480	96	600	6,420	1,284	8,025	
STAUNTON DISTRICT TOTALS							5,666	1,133	7,082	3,495	699	4,369	2,886	577	3,608	3,858	772	4,823	5,786	1,157	7,233	21,692	4,338	27,115	

MULTI-DISTRICT				Project Type	Controlled Federal	Federal %	FY 2024			FY 2025			FY 2026			FY 2027			FY 2028			Total FY 2024 - FY 2028			
							Federal	State	Total	Federal	State	Total	Federal	State	Total	Federal	State	Total	Federal	State	Total	Federal	State	Total	
Bay Aging																									
Replacement - Medium-size, medium-duty Bus/BOC; 7 yr/200k mi				SGR	Yes	80%	714	143	893	647	129	809	661	132	826	674	135	842	773	155	966	3,469	694	4,336	
ADP Hardware				SGR	Yes	80%	-	-	-	14	3	18	13	3	16	14	3	17	14	3	17	54	11	68	
Transit Infrastructure (Bus Shelters)				MIN	Yes	80%	-	-	-	28	6	35	-	-	-	-	-	-	19	4	24	47	9	59	
IT - ADP Software				MIN	Yes	80%	11	2	14	-	-	-	-	-	-	-	-	-	-	-	11	2	14		
Shop Equipment				SGR	Yes	80%	-	-	-	8	2	10	-	-	-	-	-	-	-	-	8	2	10		
IT - ADP Software				MIN	Yes	80%	2	0	3	-	-	-	-	-	-	-	-	-	-	-	2	0	3		
Totals:							728	146	910	698	140	872	674	135	842	687	137	859	806	161	1,007	3,592	718	4,490	
JAUNT, Inc.																									
ADP Software - Admin (3 Applications)				MIN	Yes	80%	46	9	58	-	-	-	-	-	-	-	-	-	-	-	46	9	58		
Surveillance / Security Equipment (Building Access Control System)				SGR	Yes	80%	20	4	25	-	-	-	-	-	-	-	-	-	-	-	20	4	25		
ADP Software - Operations (Scheduling & Fleet Management)				SGR	Yes	80%	-	-	-	600	120	750	-	-	-	-	-	-	-	-	600	120	750		
ADP Software - Operations (On-Dem & Mobility)				MIN	Yes	80%	200	40	250	-	-	-	-	-	-	-	-	-	200	40	250	400	80	500	
Vehicle Support Equipment (Automatic Vehicle Location System)				MIN	Yes	80%	316	63	395	-	-	-	-	-	-	-	-	-	-	-	316	63	395		
Technology/Equipment - ITS - On Board Systems (APCs)				SGR	Yes	80%	-	-	-	-	-	-	-	-	-	-	-	-	112	22	140	112	22	140	
ADP Hardware - Admin (Trapeze Servers Replacement)				SGR	Yes	80%	85	17	106	-	-	-	-	-	-	-	-	-	-	-	85	17	106		
ADP Hardware - Admin (Workstation Replacements)				SGR	Yes	80%	29	6	36	-	-	-	-	-	-	-	-	-	27	5	34	56	11	70	
ADP Hardware - Admin (Server Replacements)				SGR	Yes	80%	-	-	-	35	7	44	-	-	-	-	-	-	19	4	24	54	11	68	
ADP Software - Operations (Office 365)				SGR	Yes	80%	-	-	-	26	5	33	-	-	-	-	-	-	26	5	33	53	11	66	
Technology/Equipment - ITS - On Board Systems (Tablets & Cradles)				SGR	Yes	80%	-	-	-	53	11	66	-	-	-	-	-	-	-	-	53	11	66		
ADP Software - Operations (Mitel Cloud Phone System)				SGR	Yes	80%	-	-	-	-	-	-	48	10	60	-	-	-	-	-	48	10	60		
ADP Hardware - Admin (Multi-Function Printer)				SGR	Yes	80%	22	4	28	-	-	-	-	-	-	-	-	-	24	5	30	46	9	58	
ADP Hardware - Operations (Laptop Replacements)				SGR	Yes	80%	25	5	31	-	-	-	10	2	13	10	2	13	-	-	46	9	57		
ADP Hardware - Operations (Workstation Replacements)				SGR	Yes	80%	-	-	-	-	-	-	14	3	18	14	3	18	-	-	29	6	36		
ADP Software - Operations (Fleetio)				SGR	Yes	80%	-	-	-	-	-	-	28	6	35	-	-	-	-	-	28	6	35		
ADP Software - Operations (Tableau)				SGR	Yes	80%	-	-	-	-	-	-	24	5	30	-	-	-	-	-	24	5	30		
ADP Hardware - Admin (Laptop Replacements)				SGR	Yes	80%	4	1	5	-	-	-	-	-	-	14	3	18	4	1	5	22	4	28	
ADP Software - Admin (Server Backup)				SGR	Yes	80%	-	-	-	-	-	-	-	-	-	-	-	-	15	3	19	15	3	19	
ADP Hardware - Admin (Business Intelligence Server Environment)				SGR	Yes	80%	-	-	-	14	3	18	-	-	-	-	-	-	-	-	14	3	18		
Technology/Equipment - ITS - On Board Systems (Bus Routers)				SGR	Yes	80%	-	-	-	-	-	-	-	-	-	-	-	-	12	2	15	12	2	15	
ADP Hardware - Operations (Workstation, Laptop, Tablet)				MIN	Yes	80%	3	1	4	-	-	-	3	1	4	-	-	-	4	1	5	10	2	13	
ADP Hardware - Operations (Maintenance Tablets)				SGR	Yes	80%	5	1	6	-	-	-	-	-	-	5	1	6	-	-	10	2	12		
ADP Software - Operations (Endpoint Security)				SGR	Yes	80%	-	-	-	-	-	-	9	2	11	-	-	-	-	-	9	2	11		
ADP Software - Admin (Server Warranty Extensions)				SGR	Yes	80%	-	-	-	-	-	-	-	-	-	-	-	-	6	1	8	6	1	8	
ADP Hardware - Admin (Switches & Cables)				MIN	Yes	80%	-	-	-	3	1	4	-	-	-	-	-	-	-	-	3	1	4		
Vehicle Support Equipment (ADA Vehicle Radios)				MIN	Yes	80%	-	-	-	2	0	3	-	-	-	-	-	-	-	-	2	0	3		
Totals:							755	151	944	734	147	918	137	27	171	44	9	55	450	90	563	2,121	424	2,651	

FY2023-2028 Six-Year Improvement Program
 FY23 FINAL

RAIL & PUBLIC TRANSPORTATION

Lake Country Area Agency on Aging																					
Replacement - Small, Light-duty Minivan with ramp; 4 yr/100k mi	SGR	Yes	80%	48	10	60	48	10	60	-	-	-	96	19	120	52	10	65	244	49	305
Replacement - Small-size, light-duty Bus/BOC; 4 yr/100k mi	SGR	Yes	80%	-	-	-	-	-	-	120	24	150	-	-	-	-	-	-	120	24	150
Totals:				48	10	60	48	10	60	120	24	150	96	19	120	52	10	65	364	73	455
RADAR UHSTS																					
Replacement - Small-size, light-duty Bus/BOC; 4 yr/100k mi	SGR	Yes	80%	616	123	770	403	81	504	467	93	584	420	84	525	669	134	836	2,575	515	3,219
Replacement - Small-size, light-duty Bus/BOC; 4 yr/100k mi	SGR	Yes	80%	112	22	140	112	22	140	112	22	140	112	22	140	112	22	140	560	112	700
Shop Equipment (Vehicle Lifts)	SGR	Yes	80%	96	19	120	-	-	-	-	-	-	-	-	-	-	-	-	96	19	120
Rehab/Renovation of Admin/Maint Facility (HVAC & Sidwalks)	SGR	Yes	80%	50	10	62	-	-	-	20	4	25	-	-	-	-	-	-	70	14	87
Technology/Equipment - ITS - On Board Systems (Data Terminal)	SGR	Yes	80%	4	1	5	5	1	6	5	1	6	6	1	7	6	1	7	25	5	31
Totals:				878	176	1,097	520	104	650	604	121	755	538	108	672	786	157	983	3,326	665	4,157
Town Of Blackstone/ Blackstone Area Bus System																					
Replacement - Small-size, light-duty Bus/BOC; 4 yr/100k mi	SGR	Yes	80%	66	13	83	66	13	83	66	13	83	66	13	83	66	13	83	332	66	415
Transit Infrastructure (Bus Shelters)	MIN	Yes	80%	61	12	76	61	12	76	46	9	57	-	-	-	-	-	-	167	33	209
ADP Hardware - Admin (Office Phone Replacements)	SGR	Yes	80%	8	2	10	-	-	-	-	-	-	-	-	-	-	-	-	8	2	10
Transit Infrastructure (Bus Stop Signs)	SGR	Yes	80%	2	0	3	2	0	3	-	-	-	-	-	-	-	-	-	5	1	6
Totals:				138	28	172	130	26	162	112	22	140	66	13	83	66	13	83	512	102	640
Virginia Regional Transit																					
ADP Software - Operations (Paycom)	MIN	Yes	80%	6	1	8	-	-	-	-	-	-	-	-	-	-	-	-	6	1	8
Replacement - Small-size, heavy-duty Bus/BOC; 10 yr/350k mi	SGR	Yes	80%	-	-	-	840	168	1,050	924	185	1,155	-	-	-	-	-	-	1,764	353	2,205
Replacement - Small-size, light-duty Bus/BOC; 4 yr/100k mi	SGR	Yes	80%	782	156	978	-	-	-	-	-	-	158	32	197	330	66	413	1,270	254	1,588
Rehab/Renovation of Admin/Maint Facility (Culpeper Facility)	MIN	Yes	80%	-	-	-	800	160	1,000	-	-	-	-	-	-	-	-	-	800	160	1,000
Expansion - Small-size, light-duty Bus/BOC; 4 yr/100k mi	MIN	Yes	80%	357	71	446	150	30	187	-	-	-	-	-	-	-	-	-	506	101	633
Transit Infrastructure (EV Charging Station for VRT Culpeper Services)	MIN	Yes	80%	400	80	500	-	-	-	-	-	-	-	-	-	-	-	-	400	80	500
Replacement - Support Vehicle; 4 yr/100k mi	SGR	Yes	80%	132	26	165	46	9	58	106	21	133	-	-	-	97	19	121	382	76	477
Replacement - Medium-size, medium-duty Bus/BOC; 7 yr/200k mi	SGR	Yes	80%	148	30	185	-	-	-	-	-	-	-	-	-	-	-	-	148	30	185
Spare Parts / Assoc. Capital Maintenance Items (Engine/Transmission)	SGR	Yes	80%	24	5	30	12	2	15	14	3	18	16	3	20	17	3	21	83	17	104
Transit Infrastructure (Bus Shelters)	MIN	Yes	80%	24	5	30	-	-	-	-	-	-	-	-	-	-	-	-	24	5	30
Rehab/Renovation of Admin/Maint Facility (Culpeper Facility)	SGR	Yes	80%	24	5	30	-	-	-	-	-	-	-	-	-	-	-	-	24	5	30
Transit Infrastructure (Restripe / Reseal Culpeper Parking Lot)	SGR	Yes	80%	16	3	20	-	-	-	-	-	-	-	-	-	-	-	-	16	3	20
Shop Equipment (Miscellaneous Shop Upgrades)	SGR	Yes	80%	10	2	12	-	-	-	-	-	-	-	-	-	-	-	-	10	2	12
Totals:				1,923	385	2,404	1,848	370	2,310	1,045	209	1,306	174	35	217	444	89	555	5,434	1,087	6,792
MULTI-DISTRICT DISTRICT TOTALS				4,470	894	5,587	3,978	796	4,972	2,691	538	3,364	1,605	321	2,006	2,605	521	3,256	15,348	3,070	19,185
GRAND TOTALS				\$ 75,281	#####	#####	\$ 68,702	#####	#####	\$ 63,241	#####	#####	\$ 62,272	#####	#####	\$ 52,456	\$ 94,726	#####	#####	#####	\$ 1,131,289

Virginia Shortline Railway Preservation and Development Program

Districts	Project Description	Applicant	Funding Source	Previous Allocations	FY23	FY24	FY25	FY26	FY27	FY28	Total Programmed
Richmond Culpeper Staunton	Track, Surface and Sub-Surface Improvements Richmond - Alleghany Division	Buckingham Branch Railroad Company Richmond and Alleghany Division		5,400,000							
			State Rail Preservation Funds	3,780,000	-	-	-	-	-	-	3,780,000
			Public or Private Matching Funds	<u>1,620,000</u>	-	-	-	-	-	-	<u>1,620,000</u>
			Total	5,400,000	-	-	-	-	-	-	5,400,000
Lynchburg	Bridge and Track Upgrade	Buckingham Branch Railroad Company Virginia Southern Division		11,088,278							
			State Rail Preservation Funds	7,540,029	-	-	-	-	-	-	7,540,029
			Public or Private Matching Funds	<u>3,548,249</u>	-	-	-	-	-	-	<u>3,548,249</u>
			Total	11,088,278	-	-	-	-	-	-	11,088,278
Lynchburg	Bridge Improvements Buckingham Division	Buckingham Branch Railroad Company		400,000							
			State Rail Preservation Funds	280,000	-	-	-	-	-	-	280,000
			Public or Private Matching Funds	<u>120,000</u>	-	-	-	-	-	-	<u>120,000</u>
			Total	400,000	-	-	-	-	-	-	400,000
Richmond Culpeper Staunton	R&A Division Tie Replacement	Buckingham Branch Railroad Company		10,000,000							
			State Rail Preservation Funds	6,300,000	700,000	-	-	-	-	-	7,000,000
			Public or Private Matching Funds	<u>2,700,000</u>	<u>300,000</u>	-	-	-	-	-	<u>3,000,000</u>
			Total	9,000,000	1,000,000	-	-	-	-	-	10,000,000
Lynchburg	Buckingham Division Tie & Rail Replacement	Buckingham Branch Railroad Company		2,000,000							
			State Rail Preservation Funds	1,400,000	-	-	-	-	-	-	1,400,000
			Public or Private Matching Funds	<u>600,000</u>	-	-	-	-	-	-	<u>600,000</u>
			Total	2,000,000	-	-	-	-	-	-	2,000,000
Richmond Culpeper Staunton	Bridge Upgrades on R&A Division (13)	Buckingham Branch Railroad Company		1,800,000							
			State Rail Preservation Funds	1,260,000	-	-	-	-	-	-	1,260,000
			Public or Private Matching Funds	<u>540,000</u>	-	-	-	-	-	-	<u>540,000</u>
			Total	1,800,000	-	-	-	-	-	-	1,800,000
Culpeper Staunton	Tie Replacement Afton Tunnel - N. Mtn. Div.	Buckingham Branch Railroad Company		1,300,000							
			State Rail Preservation Funds	910,000	-	-	-	-	-	-	910,000
			Public or Private Matching Funds	<u>390,000</u>	-	-	-	-	-	-	<u>390,000</u>
			Total	1,300,000	-	-	-	-	-	-	1,300,000
Culpeper Staunton	Reduction of Ice Formation Afton Tunnel N. Mnt. Div.	Buckingham Branch Railroad Company		350,000							
			State Rail Preservation Funds	245,000	-	-	-	-	-	-	245,000
			Public or Private Matching Funds	<u>105,000</u>	-	-	-	-	-	-	<u>105,000</u>
			Total	350,000	-	-	-	-	-	-	350,000
Lynchburg	Signal System Improvements R&A	Buckingham Branch Railroad Company		475,000							
			State Rail Preservation Funds	332,500	-	-	-	-	-	-	332,500
			Public or Private Matching Funds	<u>142,500</u>	-	-	-	-	-	-	<u>142,500</u>
			Total	475,000	-	-	-	-	-	-	475,000
Lynchburg	Bridge Improvements Va Southern	Buckingham Branch Railroad Company		985,000							
			State Rail Preservation Funds	689,500	-	-	-	-	-	-	689,500
			Public or Private Matching Funds	<u>295,500</u>	-	-	-	-	-	-	<u>295,500</u>
			Total	985,000	-	-	-	-	-	-	985,000
Richmond Culpeper Staunton	Replace Siding & Industry Turnouts on R&A	Buckingham Branch Railroad Company		1,620,000							
			State Rail Preservation Funds	850,500	283,500	-	-	-	-	-	1,134,000
			Public or Private Matching Funds	<u>364,500</u>	<u>121,500</u>	-	-	-	-	-	<u>486,000</u>
			Total	1,215,000	405,000	-	-	-	-	-	1,620,000

Virginia Shortline Railway Preservation and Development Program

Districts	Project Description	Applicant	Funding Source	Previous Allocations	FY23	FY24	FY25	FY26	FY27	FY28	Total Programmed
Richmond Culpeper Staunton	Surface Improvements on Richmond to Alleghany Division - Henrico to Alleghany County	Buckingham Branch Railroad Company		10,000,000							
			State Rail Preservation Funds	3,500,000	1,400,000	1,400,000	700,000	-	-	-	7,000,000
			Public or Private Matching Funds	<u>1,500,000</u>	<u>600,000</u>	<u>600,000</u>	<u>300,000</u>	<u>-</u>	<u>-</u>	<u>-</u>	<u>3,000,000</u>
			Total	5,000,000	2,000,000	2,000,000	1,000,000	-	-	-	10,000,000
Richmond Culpeper Staunton	Tie Replacement Richmond and Alleghany Division - Henrico to Alleghany County	Buckingham Branch Railroad Company		6,000,000							
			State Rail Preservation Funds	700,000	1,400,000	1,400,000	700,000	-	-	-	4,200,000
			Public or Private Matching Funds	<u>300,000</u>	<u>600,000</u>	<u>600,000</u>	<u>300,000</u>	<u>-</u>	<u>-</u>	<u>-</u>	<u>1,800,000</u>
			Total	1,000,000	2,000,000	2,000,000	1,000,000	-	-	-	6,000,000
Richmond	Doswell Transload Site - Hanover County	Buckingham Branch Railroad Company		1,500,000							
			State Rail Preservation Funds	1,050,000	-	-	-	-	-	-	1,050,000
			Public or Private Matching Funds	<u>450,000</u>	<u>-</u>	<u>-</u>	<u>-</u>	<u>-</u>	<u>-</u>	<u>-</u>	<u>450,000</u>
			Total	1,500,000	-	-	-	-	-	-	1,500,000
Lynchburg	Buckingham Transload Site - Buckingham County	Buckingham Branch Railroad Company		875,000							
			State Rail Preservation Funds	612,500	-	-	-	-	-	-	612,500
			Public or Private Matching Funds	<u>262,500</u>	<u>-</u>	<u>-</u>	<u>-</u>	<u>-</u>	<u>-</u>	<u>-</u>	<u>262,500</u>
			Total	875,000	-	-	-	-	-	-	875,000
Staunton	Milboro Tunnel Project - Bath County	Buckingham Branch Railroad Company		400,000							
			State Rail Preservation Funds	280,000	-	-	-	-	-	-	280,000
			Public or Private Matching Funds	<u>120,000</u>	<u>-</u>	<u>-</u>	<u>-</u>	<u>-</u>	<u>-</u>	<u>-</u>	<u>120,000</u>
			Total	400,000	-	-	-	-	-	-	400,000
Lynchburg	New Canton Track Improvements - Buckingham County	Buckingham Branch Railroad Company		500,000							
			State Rail Preservation Funds	350,000	-	-	-	-	-	-	350,000
			Public or Private Matching Funds	<u>150,000</u>	<u>-</u>	<u>-</u>	<u>-</u>	<u>-</u>	<u>-</u>	<u>-</u>	<u>150,000</u>
			Total	500,000	-	-	-	-	-	-	500,000
Hampton Roads	Norfolk Yard Improvements	Buckingham Branch Railroad Company Norfolk Division		2,571,429							
			State Rail Preservation Funds	1,800,000	-	-	-	-	-	-	1,800,000
			Public or Private Matching Funds	<u>771,429</u>	<u>-</u>	<u>-</u>	<u>-</u>	<u>-</u>	<u>-</u>	<u>-</u>	<u>771,429</u>
			Total	2,571,429	-	-	-	-	-	-	2,571,429
Lynchburg	Buckingham Division Bridge Improvements	Buckingham Branch Railroad Company Buckingham Division		1,200,000							
			State Rail Preservation Funds	210,000	210,000	210,000	210,000	-	-	-	840,000
			Public or Private Matching Funds	<u>90,000</u>	<u>90,000</u>	<u>90,000</u>	<u>90,000</u>	<u>-</u>	<u>-</u>	<u>-</u>	<u>360,000</u>
			Total	300,000	300,000	300,000	300,000	-	-	-	1,200,000
Lynchburg	Buckingham Division Track Upgrades	Buckingham Branch Railroad Company Buckingham Division		2,000,000							
			State Rail Preservation Funds	-	350,000	350,000	350,000	350,000	-	-	1,400,000
			Public or Private Matching Funds	<u>-</u>	<u>150,000</u>	<u>150,000</u>	<u>150,000</u>	<u>150,000</u>	<u>-</u>	<u>-</u>	<u>600,000</u>
			Total	-	500,000	500,000	500,000	500,000	-	-	2,000,000
Hampton Roads	Six Year Track and Bridge Rehabilitation Project	Chesapeake and Albemarle Railroad		677,500							
			State Rail Preservation Funds	474,250	-	-	-	-	-	-	474,250
			Public or Private Matching Funds	<u>203,250</u>	<u>-</u>	<u>-</u>	<u>-</u>	<u>-</u>	<u>-</u>	<u>-</u>	<u>203,250</u>
			Total	677,500	-	-	-	-	-	-	677,500

Virginia Shortline Railway Preservation and Development Program

Districts	Project Description	Applicant	Funding Source	Previous Allocations	FY23	FY24	FY25	FY26	FY27	FY28	Total Programmed
Hampton Roads	MP 9.5 Bridge Project	Chesapeake and Albemarle Railroad		901,670							
			State Rail Preservation Funds	-	315,585	315,584	-	-	-	-	631,169
			Public or Private Matching Funds	-	<u>135,251</u>	<u>135,250</u>	-	-	-	-	<u>270,501</u>
			Total	-	450,836	450,834	-	-	-	-	901,670
Hampton Roads	Rail Upgrade Project - Phase 1	Commonwealth Railway, Inc.		1,028,941							
			State Rail Preservation Funds	-	720,259	-	-	-	-	-	720,259
			Public or Private Matching Funds	-	<u>308,682</u>	-	-	-	-	-	<u>308,682</u>
			Total	-	1,028,941	-	-	-	-	-	1,028,941
Hampton Roads	Six-Year Track Infrastructure Rehab Improvement Project	Commonwealth Railway, Inc.		3,713,931							
			State Rail Preservation Funds	2,599,752	-	-	-	-	-	-	2,599,752
			Public or Private Matching Funds	<u>1,114,179</u>	-	-	-	-	-	-	<u>1,114,179</u>
			Total	3,713,931	-	-	-	-	-	-	3,713,931
Hampton Roads	BCR Phase III Upgrades	Delmarva Central Railroad		4,884,877							
			State Rail Preservation Funds	952,185	433,205	894,950	970,024	169,050	-	-	3,419,414
			Public or Private Matching Funds	<u>408,079</u>	<u>185,659</u>	<u>383,550</u>	<u>415,725</u>	<u>72,450</u>	-	-	<u>1,465,463</u>
			Total	1,360,264	618,864	1,278,500	1,385,749	241,500	-	-	4,884,877
Hampton Roads	North Berkley Yard Lead & Switches - Chesapeake & Norfolk	Norfolk Portsmouth Belt Line		2,800,000							
			State Rail Preservation Funds	420,000	-	1,540,000	-	-	-	-	1,960,000
			Public or Private Matching Funds	<u>180,000</u>	-	<u>660,000</u>	-	-	-	-	<u>840,000</u>
			Total	600,000	-	2,200,000	-	-	-	-	2,800,000
Hampton Roads	Programmatic Small Bridge Priority Repairs - Chesapeake	Norfolk Portsmouth Belt Line		650,000							
			State Rail Preservation Funds	280,000	-	175,000	-	-	-	-	455,000
			Public or Private Matching Funds	<u>120,000</u>	-	<u>75,000</u>	-	-	-	-	<u>195,000</u>
			Total	400,000	-	250,000	-	-	-	-	650,000
Hampton Roads	Southern Branch Rehabilitation - Chesapeake	Norfolk Portsmouth Belt Line		3,400,000							
			State Rail Preservation Funds	1,575,000	-	805,000	-	-	-	-	2,380,000
			Public or Private Matching Funds	<u>675,000</u>	-	<u>345,000</u>	-	-	-	-	<u>1,020,000</u>
			Total	2,250,000	-	1,150,000	-	-	-	-	3,400,000
Hampton Roads	Rehabilitate Main Line Bridge Ties and West Approach - Chesapeake & Portsmouth	Norfolk Portsmouth Belt Line		800,000							
			State Rail Preservation Funds	280,000	280,000	-	-	-	-	-	560,000
			Public or Private Matching Funds	<u>120,000</u>	<u>120,000</u>	-	-	-	-	-	<u>240,000</u>
			Total	400,000	400,000	-	-	-	-	-	800,000
Hampton Roads	Programmatic Main Line Bridge Upgrades	Norfolk Portsmouth Belt Line		1,500,000							
			State Rail Preservation Funds	350,000	175,000	175,000	175,000	175,000	-	-	1,050,000
			Public or Private Matching Funds	<u>150,000</u>	<u>75,000</u>	<u>75,000</u>	<u>75,000</u>	<u>75,000</u>	-	-	<u>450,000</u>
			Total	500,000	250,000	250,000	250,000	250,000	-	-	1,500,000
Hampton Roads	Programmatic Rail Infrastructure Upgrades	Norfolk Portsmouth Belt Line		3,000,000							
			State Rail Preservation Funds	280,000	-	280,000	420,000	560,000	560,000	-	2,100,000
			Public or Private Matching Funds	<u>120,000</u>	-	<u>120,000</u>	<u>180,000</u>	<u>240,000</u>	<u>240,000</u>	-	<u>900,000</u>
			Total	400,000	-	400,000	600,000	800,000	800,000	-	3,000,000

Virginia Shortline Railway Preservation and Development Program

Districts	Project Description	Applicant	Funding Source	Previous Allocations	FY23	FY24	FY25	FY26	FY27	FY28	Total Programmed
Hampton Roads	Programmatic Rail Infrastructure Upgrades Project 2023	Norfolk Portsmouth Belt Line		800,000							
				State Rail Preservation Funds	-	-	-	-	-	560,000	560,000
				Public or Private Matching Funds	-	-	-	-	-	240,000	240,000
				Total	-	-	-	-	-	800,000	800,000
Hampton Roads	Six-Year Track Improvement & Upgrade	North Carolina & Virginia RR		1,423,882							
				State Rail Preservation Funds	995,482	-	-	-	-	-	995,482
				Public or Private Matching Funds	428,400	-	-	-	-	-	428,400
				Total	1,423,882	-	-	-	-	-	1,423,882
Staunton	Tie Replacement and Track Bed Repairs	Shenandoah Valley Railroad		198,000							
				State Rail Preservation Funds	138,600	-	-	-	-	-	138,600
				Public or Private Matching Funds	59,400	-	-	-	-	-	59,400
				Total	198,000	-	-	-	-	-	198,000
Staunton	Track Bed Upgrade & Tie Replacement	Shenandoah Valley Railroad		545,200							
				State Rail Preservation Funds	381,640	-	-	-	-	-	381,640
				Public or Private Matching Funds	163,560	-	-	-	-	-	163,560
				Total	545,200	-	-	-	-	-	545,200
Staunton	Six-Year Bridge Upgrade & Repair	Shenandoah Valley Railroad		889,304							
				State Rail Preservation Funds	622,513	-	-	-	-	-	622,513
				Public or Private Matching Funds	266,791	-	-	-	-	-	266,791
				Total	889,304	-	-	-	-	-	889,304
Staunton	Verona Siding Project	Shenandoah Valley Railroad		342,200							
				State Rail Preservation Funds	239,540	-	-	-	-	-	239,540
				Public or Private Matching Funds	102,660	-	-	-	-	-	102,660
				Total	342,200	-	-	-	-	-	342,200
Staunton	Track Bed Upgrade & Replacement MP 21.0-25.0	Shenandoah Valley Railroad		355,453							
				State Rail Preservation Funds	-	248,817	-	-	-	-	248,817
				Public or Private Matching Funds	-	106,636	-	-	-	-	106,636
				Total	-	355,453	-	-	-	-	355,453
Staunton	Keezletown Grade Crossing	Shenandoah Valley Railroad		174,586							
				State Rail Preservation Funds	122,210	-	-	-	-	-	122,210
				Public or Private Matching Funds	52,376	-	-	-	-	-	52,376
				Total	174,586	-	-	-	-	-	174,586
Staunton	Track Bed Upgrade and Tie Replacement - Rockingham & Augusta	Shenandoah Valley Railroad		791,026							
				State Rail Preservation Funds	140,109	-	413,609	-	-	-	553,718
				Public or Private Matching Funds	60,047	-	177,261	-	-	-	237,308
				Total	200,156	-	590,870	-	-	-	791,026
Staunton	ROCCO Track - Classification and Storage Yard - Augusta	Shenandoah Valley Railroad		605,000							
				State Rail Preservation Funds	423,500	-	-	-	-	-	423,500
				Public or Private Matching Funds	181,500	-	-	-	-	-	181,500
				Total	605,000	-	-	-	-	-	605,000

Virginia Shortline Railway Preservation and Development Program

Districts	Project Description	Applicant	Funding Source	Previous Allocations	FY23	FY24	FY25	FY26	FY27	FY28	Total Programmed	
Staunton	Verona Siding North End Switch	Shenandoah Valley Railroad		109,676								
			State Rail Preservation Funds	76,773	-	-	-	-	-	-	76,773	
			Public or Private Matching Funds	<u>32,903</u>	-	-	-	-	-	-	-	<u>32,903</u>
			Total	109,676	-	-	-	-	-	-	-	109,676
Staunton	Bridge 118 Upgrades	Shenandoah Valley Railroad		299,450								
			State Rail Preservation Funds	-	209,615	-	-	-	-	-	209,615	
			Public or Private Matching Funds	-	<u>89,835</u>	-	-	-	-	-	-	<u>89,835</u>
			Total	-	299,450	-	-	-	-	-	-	299,450
Staunton	Track Bed Upgrade and Tie Replacement MP 9 to MP 13	Shenandoah Valley Railroad		751,406								
			State Rail Preservation Funds	-	-	525,984	-	-	-	525,984		
			Public or Private Matching Funds	-	-	<u>225,422</u>	-	-	-	-	<u>225,422</u>	
			Total	-	-	751,406	-	-	-	-	751,406	
Staunton	Tie / Rail Replacement, Surfacing, Crossing	Winchester & Western Railroad		4,134,651								
			State Rail Preservation Funds	2,894,256	-	-	-	-	-	-	2,894,256	
			Public or Private Matching Funds	<u>1,240,395</u>	-	-	-	-	-	-	-	<u>1,240,395</u>
			Total	4,134,651	-	-	-	-	-	-	-	4,134,651
Staunton	Rail Replacement and Bridge Deck Renewal	Winchester & Western Railroad		3,680,000								
			State Rail Preservation Funds	2,576,000	-	-	-	-	-	-	2,576,000	
			Public or Private Matching Funds	<u>1,104,000</u>	-	-	-	-	-	-	-	<u>1,104,000</u>
			Total	3,680,000	-	-	-	-	-	-	-	3,680,000
Staunton	Unimin Plant Crossing Road Approaches and Culvert Rehabilitation	Winchester & Western Railroad		385,757								
			State Rail Preservation Funds	270,030	-	-	-	-	-	-	270,030	
			Public or Private Matching Funds	<u>115,727</u>	-	-	-	-	-	-	-	<u>115,727</u>
			Total	385,757	-	-	-	-	-	-	-	385,757
Staunton	Sandman Subdivision Curve Rail Project	Winchester & Western Railroad		1,347,718								
			State Rail Preservation Funds	-	471,701	471,701	-	-	-	943,402		
			Public or Private Matching Funds	-	<u>202,158</u>	<u>202,158</u>	-	-	-	-	<u>404,316</u>	
			Total	-	673,859	673,859	-	-	-	-	1,347,718	
Total Six-Year Cost of RPF Projects				\$ 69,149,814	\$ 9,309,094	\$ 12,343,513	\$ 6,461,014	\$ 1,791,500	\$ 800,000	\$ 800,000	\$ 100,654,935	

Virginia Freight Rail Program

Districts	Project Description	Applicant	Funding Source	Previous Allocations	FY23	FY24	FY25	FY26	FY27	FY28	Total Programmed
Hampton Roads	NIT Central Rail Yard Expansion	Virginia Port Authority	CRF	15,333,020	1,400,000	4,000,000	-	-	-	-	20,733,020
			Local / Private	32,865,076	700,000	7,764,706	-	-	-	-	41,329,782
			Subtotal	48,198,096	2,100,000	11,764,706	-	-	-	-	62,062,802
Hampton Roads	Commonwealth Railway Marshalling Yard Expansion	Virginia Port Authority	CRF	16,721,165	-	-	-	3,343,421	-	-	20,064,586
			Local / Private	7,166,213	-	-	-	1,432,895	-	-	8,599,108
			Subtotal	23,887,378	-	-	-	4,776,316	-	-	28,663,694
Staunton	VIP Capacity Expansion - Front Royal	Virginia Port Authority	CRF	7,715,855	-	-	-	-	-	-	7,715,855
			Local / Private	3,306,795	-	-	-	-	-	-	3,306,795
			Subtotal	11,022,650	-	-	-	-	-	-	11,022,650
Staunton	Chesapeake & Western Span Upgrade	Norfolk Southern Railway	CRF	210,000	-	-	-	-	-	-	210,000
			Local / Private	90,000	-	-	-	-	-	-	90,000
			Subtotal	300,000	-	-	-	-	-	-	300,000
Staunton	Pleasant Creek Siding	Shenandoah Valley Railroad	CRF	723,923	-	-	-	-	-	-	723,923
			Local / Private	310,253	-	-	-	-	-	-	310,253
			Subtotal	1,034,176	-	-	-	-	-	-	1,034,176
Hampton Roads	Lamberts Point	Norfolk Southern Railway	CRF	-	2,920,000	2,920,000	1,660,000	-	-	-	7,500,000
			Local / Private	-	2,920,000	2,920,000	1,660,000	-	-	-	7,500,000
			Subtotal	-	5,840,000	5,840,000	3,320,000	-	-	-	15,000,000
Staunton	Clearbrook Transload	Winchester and Western	CRF	-	2,050,762	-	-	-	-	-	2,050,762
			Local / Private	-	2,050,762	-	-	-	-	-	2,050,762
			Subtotal	-	4,101,524	-	-	-	-	-	4,101,524
Lynchburg	Virginia Line Purchase	Buckingham Branch Railroad	CRF	-	1,250,000	1,250,000	-	-	-	-	2,500,000
			Local / Private	-	1,250,000	1,250,000	-	-	-	-	2,500,000
			Subtotal	-	2,500,000	2,500,000	-	-	-	-	5,000,000
Salem	West Rock	Norfolk Southern Railway	CRF	-	350,000	-	-	-	-	-	350,000
			Local / Private	-	150,000	-	-	-	-	-	150,000
			Subtotal	-	500,000	-	-	-	-	-	500,000
Total Freight Rail Program				\$ 84,442,300	\$ 15,041,524	\$ 20,104,706	\$ 3,320,000	\$ 4,776,316	\$ -	\$ -	\$ 127,684,846

Transforming Rail in Virginia

Districts	Project Description	Applicant	Funding Source	Previous Allocations	FY23	FY24	FY25	FY26	FY27	FY28	Total Programmed	
Nova, Fredericksburg, Richmond	I-95 Corridor		PTF	187,503,564	4,440,000	7,100,000	53,100,000	49,000,000	44,700,000	47,500,000	393,343,564	
			CMAQ	63,126,843	18,035,405	10,785,117	11,529,166	24,563,901	28,455,988	-	156,496,420	
			I-66 (ITB) Tolls/Financing	-	1,584,821	15,397,396	669,879,287	22,389,103	24,851,579	27,447,478	761,549,664	
			I-95 Concession Funds	23,000,000	150,000,000	82,000,000	-	-	-	-	255,000,000	
			Subtotal		273,630,407	174,060,226	115,282,513	734,508,453	95,953,004	98,007,567	74,947,478	1,566,389,648
		Western Rail Initiative		CMAQ	9,720,243	6,682,498	1,596,663	6,981,706	-	-	-	24,981,110
			Rail Bond Funds	4,136,836	-	-	-	-	-	-	-	4,136,836
			Smartscale Funds	32,966,991	10,445,659	1,180,338	4,635,161	-	771,851	-	50,000,000	
			I-81 Corridor Funds	-	7,463,524	14,178,880	18,649,897	25,000,000	22,484,189	12,223,510	100,000,000	
			Budget Bill Funding Item 447.10	41,750,000	41,750,000	-	-	-	-	-	-	83,500,000
	Subtotal		88,574,070	66,341,681	16,955,881	30,266,764	25,000,000	23,256,040	12,223,510	262,617,946		
Total Transforming Rail in Virginia				362,204,477	240,401,907	132,238,394	764,775,217	120,953,004	121,263,607	87,170,988	1,829,007,594	

Rail Fund Summary

Fund	Category	Previous Allocations	FY23	FY24	FY25	FY26	FY27	FY28
Rail Preservation	Total State Share - Allocated Projects	\$ 48,181,869	\$ 6,516,366	\$ 8,640,459	\$ 4,522,709	\$ 1,254,050	\$ 560,000	\$ 560,000
	RPF State Funds Available		3,888,950	3,869,650	3,869,650	3,869,650	3,869,650	3,869,650
	RPF and Bonds Carryover From Previous Years		516,007	770,809	-	-	2,615,600	5,925,250
	CRF Transfer to RPF Program		2,882,218	4,000,000	653,059	-	-	-
	Total State RPF Funds Available		7,287,175	8,640,459	4,522,709	3,869,650	6,485,250	9,794,900
	Total State RPF Funds Unobligated		\$ 770,809	\$ -	\$ -	\$ 2,615,600	\$ 5,925,250	\$ 9,234,900
Commonwealth Rail	Total State Share - Allocated Projects - FREIGHT	\$ 40,703,963	\$ 7,970,762	\$ 8,170,000	\$ 1,660,000	\$ 3,343,421	\$ -	\$ -
	Total State Share - Planning Projects	\$ 10,250,940	\$ 1,100,000	\$ 1,100,000	\$ 1,300,000	\$ 1,300,000	\$ 1,100,000	\$ 1,100,000
	CRF State Funds Available		13,402,053	11,126,243	11,277,895	11,341,974	11,412,477	11,520,077
	CRF Carryover from Previous Years		4,169,820	5,618,893	3,475,136	11,139,972	17,838,525	28,151,002
	CRF Transfer to RPF Program		(2,882,218)	(4,000,000)	(653,059)	-	-	-
	Total State CRF Funds Available		14,689,655	12,745,136	14,099,972	22,481,946	29,251,002	39,671,079
	Total State CRF Funds Unobligated		\$ 5,618,893	\$ 3,475,136	\$ 11,139,972	\$ 17,838,525	\$ 28,151,002	\$ 38,571,079

Appendix A

I-66 Commuter Choice Projects for FY23

Applicant	Project Description	Funds Allocated
City of Manassas Park	Manassas Park VRE Station Parking Garage	\$ 2,500,000
Arlington County	Ballston-MU Metrorail West Entrance	\$ 4,500,000
Omniride	Renewal of Bus Service from Gainesville to Pentagon and Navy Yard	\$ 2,560,449
Fairfax County	Renewal of Bus Service from Vienna Metrorail Station to Pentagon	\$ 1,232,850
Omniride	Renewal of Bus Service from Haymarket to Rosslyn	\$ 947,554
Prince William County	TDM Strategy - Fare Buy-Down on I-66 Commuter Bus Service	\$ 650,000
Fairfax County	Trail Access to Vienna Metrorail Station	\$ 2,200,000
NVTC	NVTC Administration and Oversight Costs	\$ 525,000
	Total	<u>\$ 15,115,853</u>

This Page Is Intentionally Left Blank

SMART SCALE PROPOSED PROJECT CANCELLATION

BRAMBLETON AVE/TIDEWATER DR INTERSECTION IMPROVEMENTS (UPC 111017)

Commonwealth Transportation Board

Kimberly Pryor – Director, Infrastructure Investment

June 21, 2022

SMART SCALE Policy - Project Cancellation

SMART SCALE Policy on Project Cancellation, December 2021

- A project that has been selected for funding through either the High Priority Projects Program or Construction District Grant Program may be cancelled only by action of the Board

Project Information

Brambleton Ave/Tidewater Dr Intersection Improvements UPC 111017

- Submitted by City of Norfolk in Round 2 of SMART SCALE
 - Total Original Project Cost: \$645,500
 - Total SMART SCALE Request: \$645,500
 - Request funded with DGP funds
- Original Scope Included:
 - Addition of a southbound left turn lane creating a dual left-turn lane onto Brambleton Avenue.
- Project is locally administered and has not yet started

Project Location

Tidewater/Brambleton Intersection Improvement



Create dual left-turn lane on southbound Tidewater Dr.

- 350' of storage, 100' taper

Project Snapshot

	Original Application
Total \$	\$0.6M
SMART SCALE \$	\$0.6M (DGP)
Score	302.3
Funding Scenario	1/25
Expenditures	\$0K
Current Project Estimate	\$1.3M

Change in Project Cost

What changed after Project Selection?

- Prior to project's initial start date it was determined that the project had a deficit of \$700,160
- The original estimate did not include costs associated with utility relocations or storm water management
- Reducing the scope also reduces the effectiveness of the solution without achieving significant cost savings

Recommendation for Action

- **Approve proposed project cancellation in July**



SMART SCALE BUDGET INCREASE REQUEST

BRAMBLETON AVE/PARK AVE INTERSECTION IMPROVEMENTS (UPC 111019)

Commonwealth Transportation Board

Kimberly Pryor – Director, Infrastructure Investment Division

June 21, 2022

SMART SCALE Policy

SMART SCALE Policy on Scope Changes and/or Budget Increases, December 2021

- Significant changes to the scope or cost of a SMART SCALE project require a re-evaluation
- Board action is required to approve a SMART SCALE budget increase:
 - » i. Total Cost Estimate <\$5 million: 20% increase in funding requested
 - » ii. Total Cost Estimate \$5 million to \$10 million: \$1 million or greater increase in funding requested
 - » iii. Total Cost Estimate > \$10 million: 10% increase in funding requested; \$5 million maximum increase in funding requested

Project Information

Brambleton Ave/Park Ave Intersection Improvements (UPC 111019)

- Submitted by City of Norfolk in Round 2 of SMART SCALE
 - Total Original Project Cost: \$594,000
 - Total SMART SCALE Request: \$594,000
 - Request funded with DGP funds
- Original Scope Included:
 - Addition of a northbound right-turn lane on Park Avenue
 - Removal of split phase signal to increase intersection capacity
- Project is locally administered and has not yet started

Project Location

Park/Brambleton Intersection Improvement



New right-turn lane, convert approach to left, through, right.

- Right-turn lane – 200' of storage, 50' Taper

Project Budget Increase

- Estimated budget is \$1.3M; represents an increase of 125% over the current budget
- The original estimate did not include costs associated with utility relocations or storm water management
- Reducing the scope also reduces the effectiveness of the solution without achieving significant cost savings

	Original Application	Current
Total \$	\$0.6M	\$1.3M
SMART SCALE \$	\$0.6 (DGP)	\$1.3M (DGP)
Score	278.7	124.0
Funding Scenario	2/25	2/25
Expenditures as of 5/19/22		\$0

Recommendation for Action

- **Approve budget increase request in July**
 - Fund increase from surplus Hampton Roads District DGP balances

DGP Deallocated Funds	Amount
Available currently	\$735,614
Release from cancelled project	\$645,500
Less Proposed Budget Increase for UPC 111019	-\$745,077
Total Remaining	\$636,037

