



COMMONWEALTH of VIRGINIA
Office of the
SECRETARY of TRANSPORTATION

Project Pipeline Program

Chad Tucker – Project Pipeline Program Manager

Office of Intermodal Planning and Investment

December 2024



Project Pipeline Overview Agenda



- **Program Background**

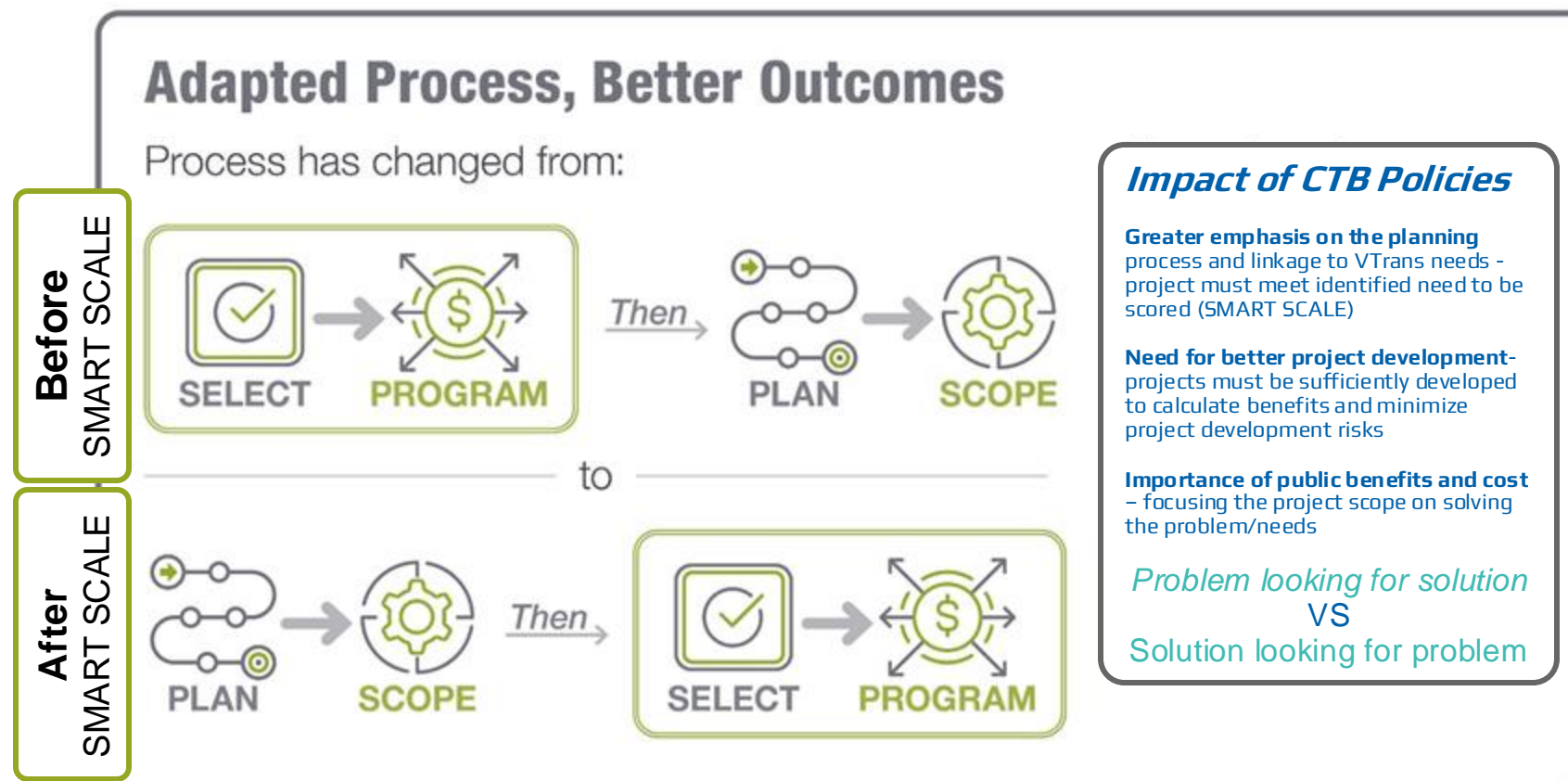
- Connection to SMART SCALE
- History and Purpose
- Connection to VTrans
- Performance-Based Planning/Project Development
- Program Funding
- Program Success Rate

- **2025 Pipeline Study Candidate Identification**

- Coordination meetings with each Board member through January 2025

- **Next Steps**

Process: Before and After SMART SCALE





Project Pipeline Overview

- **In 2018, Board adopted a resolution requiring Commonwealth's advanced planning and project development activities for capacity expansion projects be linked to VTrans Priority 1 locations**
- **In 2019, Board initiated a series of pilot studies funded by OIPI and VDOT**
- **In 2021, Board formally initiated the Project Pipeline Program**
 - Board added provision to include VTrans Priority 2 locations
 - Studies consider wide range of modal options to address needs identify by VTrans
- **\$6 million of pre-scoping funding is set aside annually to fund the Pipeline program and studies**

CTB Involvement and Notable Differences from Other Study Programs



- Collaborative approach between Secretary's Office (OIPI), VDOT, DRPT and CTB to address critical needs and to institutionalize performance-based planning with our local and regional partners
- Program led by OIPI and study locations selected and approved by CTB
- Program mandates inclusion of key stakeholders on every study
 - Affected localities (staff and elected) and regional organizations (MPOs, PDCs, transit agencies)
 - Local communities and interest groups
- Extensive use of centralized data dashboards to more quickly diagnosis problems and causes
- Formalizes connection between VTrans and programming
- Consistent study process and deliverables across Commonwealth

Performance-Based Planning Approach

- If it's not broke don't fix it. . . identify a clear need/problem
- If you can, prevent breakage from occurring. . . preserve/protect assets
- If it's broke, try to fix what you have. . .
 - Operational improvements
 - Targeted intersection improvements
 - Travel Demand Management (i.e., HOT lanes, Park and Ride, Vanpools, etc.)
- After exhausting options to improve/protect what you have, then consider a new one (build more)

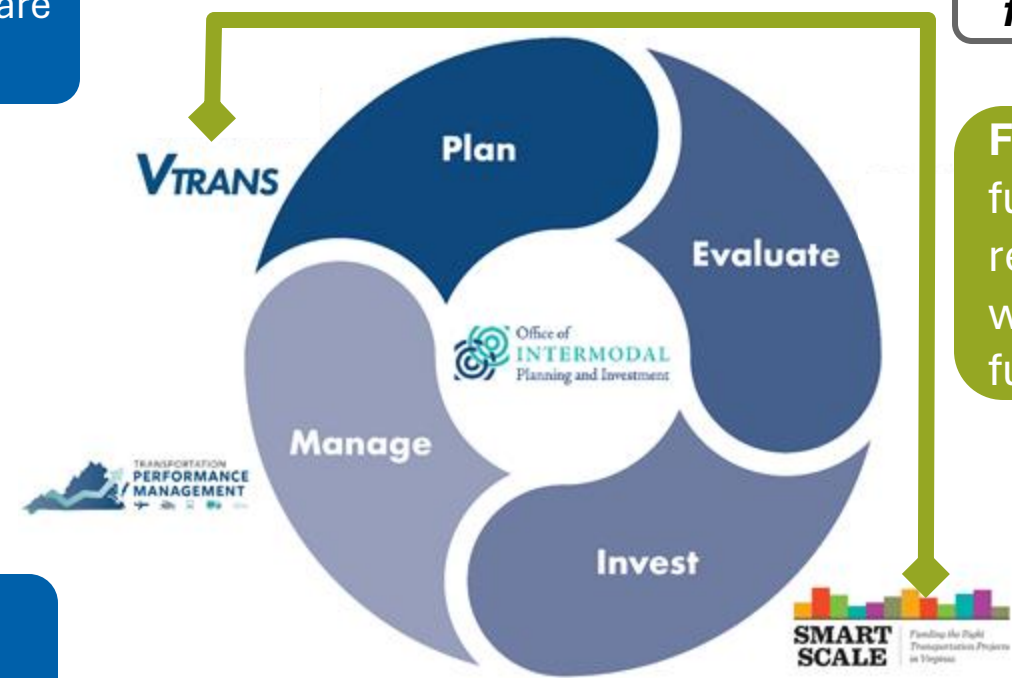
Performance Based Planning and Programming



Establishes where there are problems (needs)



In 2019, the CTB saw opportunity to fund and implement **planning program focused on VTrans priority locations**



FILLING THE GAP: Provide funding and technical resources to develop feed well-vetted projects for funding consideration

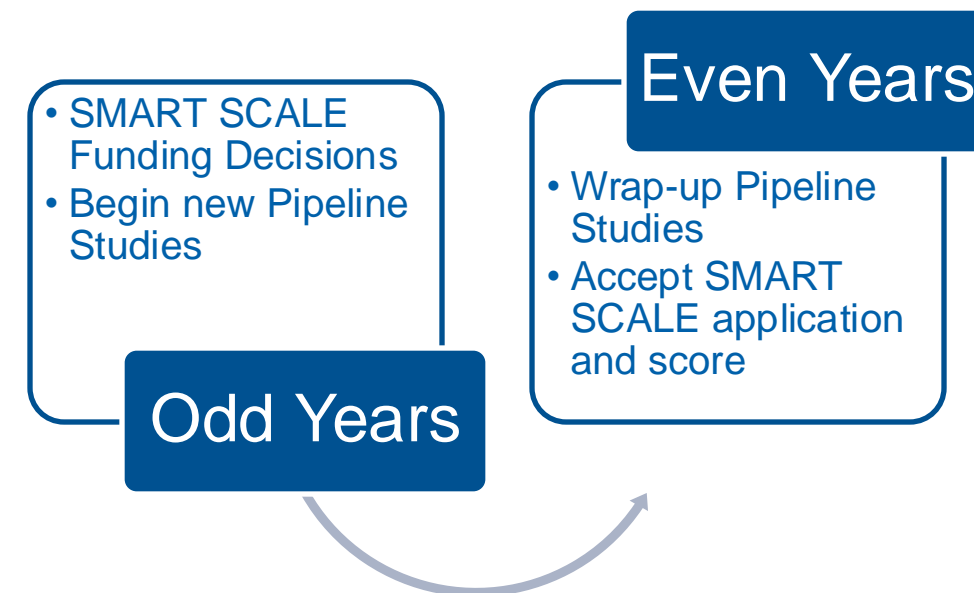
Measure and report change in performance

Helps select most cost effective solutions

Program Timeline

Two-Year Cycle

- **Oct 2024** – solicit potential studies from VDOT and DRPT
- **Nov 2024** – OIPI reviews candidate studies and provides initial feedback
- **Dec 2024** – OIPI and agencies meet with Board members to discuss and refine studies for consideration
- **Jan 2025** – Board action to allocate funding for Pipeline studies
- **Feb 2025** – Pipeline studies begin
- **Feb/Nov 2025** – Understand problems and test alternatives
- **Dec 2025-Mar 2026** – Get final alternative ready to solicit funding

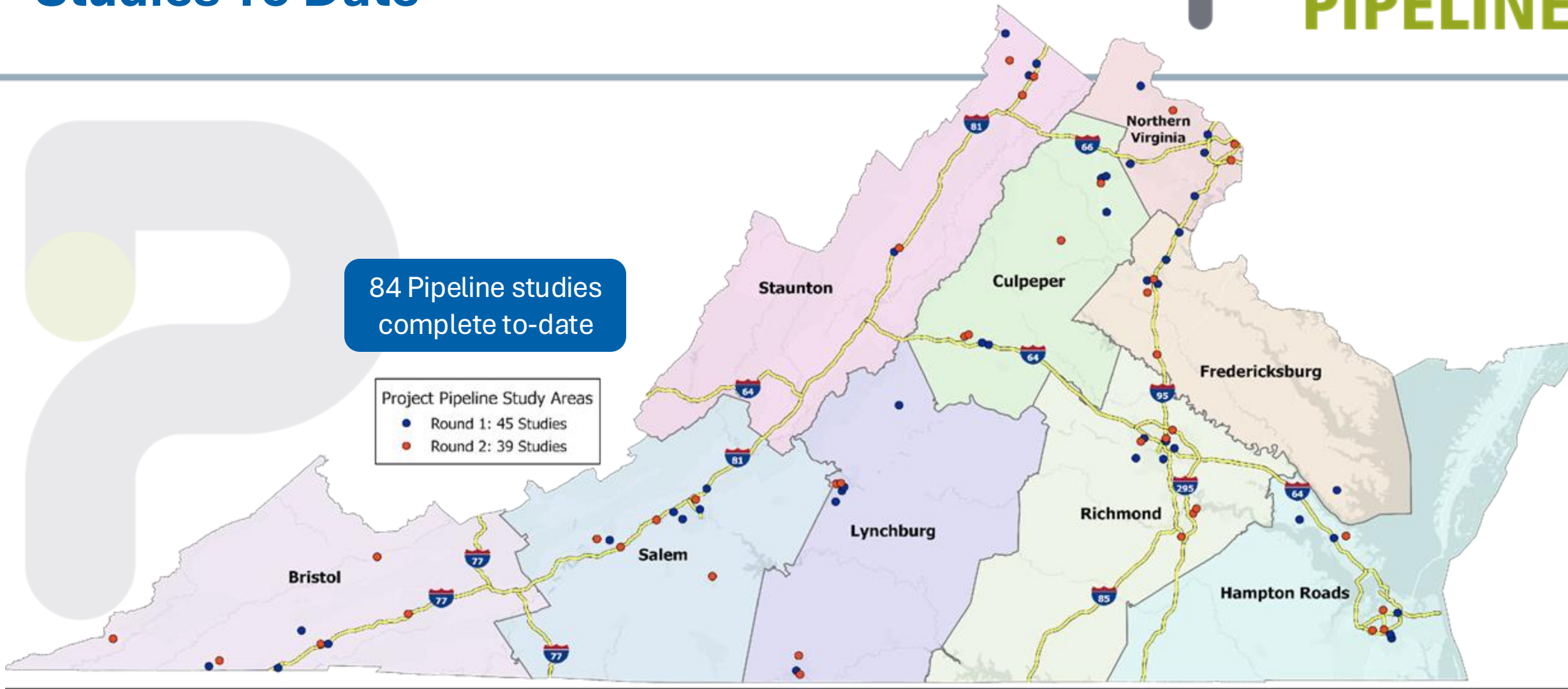


Studies To Date



84 Pipeline studies complete to-date

- Project Pipeline Study Areas
- Round 1: 45 Studies
 - Round 2: 39 Studies



Program Funding Summary



	2022-2023 Budget	\$17M	2024-2025 Budget	\$12M
District	2022-2023 # Studies	\$ Allocated	2023-2024	\$ Allocated
Bristol	5		5	\$748,380
Culpeper	5		4	\$1,250,000
Fredericksburg	5		3	\$1,034,472
Hampton Roads	5		5	\$1,725,000
Lynchburg	5		4	\$1,360,000
Northern Virginia	5		3	\$770,288
Richmond	5		6	\$3,053,504
Salem	5		5	\$1,011,099
Staunton	5		4	\$1,290,000
Total	45		\$8,321,563*	39

**\$5M funding from OIPI and VDOT added in first round to kick start the Pipeline studies*

Program Success Rate



	2021-2022 Studies Round 5 (Previous) SMART SCALE	2023-2024 Studies Round 6 (Previous) SMART SCALE
Number of Pipeline Studies	45	39
Number of SMART SCALE Applications	44 (394 total)	47
Number of Pipeline Funded Applications	24 (165 total)	TBD
Pipeline Application Success Rate	54.55%	TBD
Success Rate Other Applications	37.4%	TBD
Total Funding Awarded	\$298.8M out of \$1.64B	TBD
% of Total Funding	18.2%	TBD

Project Pipeline

Process to Recommend/Select Study Locations



- OIPI works with VDOT, DRPT and CTB to identify study candidates for Board approval
- Following steps used to identify and recommend study locations:
 1. Start with VTrans Priority 1 and 2 need locations
 2. Remove locations addressed by funded projects – Six Year Improvement Program, NVTA, CIPs, etc.
 3. Remove locations with recent and current planning studies
 4. Look for high benefit SMART SCALE applications that were not funded
 - Opportunity to improve project and/or reduce costs
 5. Study locations are reviewed with the Board and modified/finalized
 6. Studies added to SYIP and Pipeline Program funding is allocated

Next Steps

- December - OIPI to schedule meetings with each Board member
 - Discuss candidate studies recommended by OIPI, VDOT and DRPT
 - Solicit feedback from Board members on proposed studies and other potential studies identified

NOTE: Board members can recommend one study location in each District that is not a VTrans Priority 1 or 2 location

- January - Board action to add studies to SYIP and allocate Pipeline funding



COMMONWEALTH of VIRGINIA
Office of the
SECRETARY of TRANSPORTATION

Thank you.



Helpful Links



Program website - <https://vapipeline.org>

Narrated program overview - <https://youtu.be/ok3Vt9vxFLY>