



Director's Report

May 14, 2024



DRPT Next Stop 2030

Next Stop: 2030

DRPT's Strategic Plan Goals

- **Create a positive impact on the Commonwealth:** Provide support and solutions to positively impact the lives of Virginians, the economy, and the environment
- **Foster innovative practical solutions:** Challenge the status quo, creating solutions while sharing new ideas and innovative practices that contribute to better transportation outcomes
- **Convene with partners and stakeholders:** Bring together the right people at the right time to leverage resources, address important transportation issues, and create the best solutions collaboratively
- **Cultivate a sustainable well-managed organization:** Deliver exceptional service with an engaged workforce that effectively manages public assets and promotes transparency

Create a positive impact on the Commonwealth

- **Improve access to reliable transportation.**
 - The Williamsburg Area Transit Authority received a \$3 million federal earmark to assist in funding a transfer center in the northern part of their service area.
- **Increase throughput of people and goods.**
 - February transit ridership for Virginia agencies is up 15% year-over-year totaling 4.3M trips. That is 90% of pre-pandemic levels.
 - WMATA updated data on ridership, safety, and more for March. WMATA reported 22 million bus and rail trips (including non-VA trips), a 50% reduction in fare evasion year-over-year, a 19% reduction in crime year-over-year, and a 33% increase in trips made by federal employees. WMATA noted that one in three stations have improved fare gates, resulting in a 79% reduction in fare evasion. WMATA's February 2024 ridership was up 37% year-over-year.
 - VRE February ridership is up 16% year-over-year with 137,000 trips.
 - The Virginia Breeze transported 4,383 individuals in February 2024.
- **Facilitate clean transportation solutions minimizing the impact on the environment.**
 - Hampton Roads Transit received \$1 million from HUD to assist in purchasing battery electric buses.
- **Promote factors driving economic vitality and development.**
 - CSX identified two highly desirable rail-served economic development sites in its Select Site program: the Carleton Advanced Manufacturing Site in Newport News and the Mid-Atlantic Advanced Manufacturing Site in Greenville/Emporia.

Foster innovative practical solutions

- **Be the ‘go-to’ organization for best practices, technical assistance, and implementation of innovative transportation solutions.**
 - The FRA released a notice of funding opportunity for its Consolidated Rail Infrastructure Safety Improvement grant (CRISI). DRPT is providing technical assistance to the Town of Bedford (passenger rail stop planning/design) and Buckingham Branch Railroad (tie replacement project) for their applications.
 - DRPT staff is facilitating a kickoff meeting for the Regional Multi-Modal Mobility Program (RM3P) effort. Chris Arabia, Manager of Statewide Commuter Programs, is serving as a lead for the Dynamic Incentivization (DI) part of the project.
- **Foster a culture of innovation.**
 - On April 16th, DRPT launched its draft geographic information systems (GIS)-based FY25 SYIP through its open data portal. The GIS SYIP has an interactive map showing all proposed grant projects for FY 25.
 - Mountain Empire Older Citizen’s free microtransit service, MetGo! that provides on-demand, door-to-door bus services in the Wise-Norton area, has been recognized by the National Aging and Disability Transportation Center in their annual Innovation Showcase. MetGo! has been providing more than 200 trips a day.

Convene with partners and stakeholders

- **Clarify roles and responsibilities when engaging with our partners and stakeholders.**
 - DRPT's Rail Planning staff and VDOT's Section 130 staff coordinated on priorities for the FRA's Rail Crossing Elimination (RCE) grant program to create a master list of crossing priorities for the program.
- **Collaborate proactively with partners and stakeholders.**
 - Alexandria and GRTC (Richmond) have received federal discretionary grants from the FTA's Pilot Program for Transit-Oriented Development (TOD) Planning, a federal discretionary grant program created by the Bipartisan Infrastructure Law. These grants support local strategies to increase transit access and encourage ridership through mixed-use and mixed-income development near public transportation projects.
- **Engage with partners and stakeholders at the right time to maximize DRPT's influence.**
 - DRPT is participating in the DRPT/FRA Southeast Region Coordination Meeting to collaborate on FRA grants awarded to DRPT, including the new Rail Crossing Elimination (RCE) and Corridor Identification and Development (CID) grants, as well as the existing DC2RVA grant that is being transferred to VPRA. The purpose of the meeting is to address milestones achieved, challenges encountered, and plans.

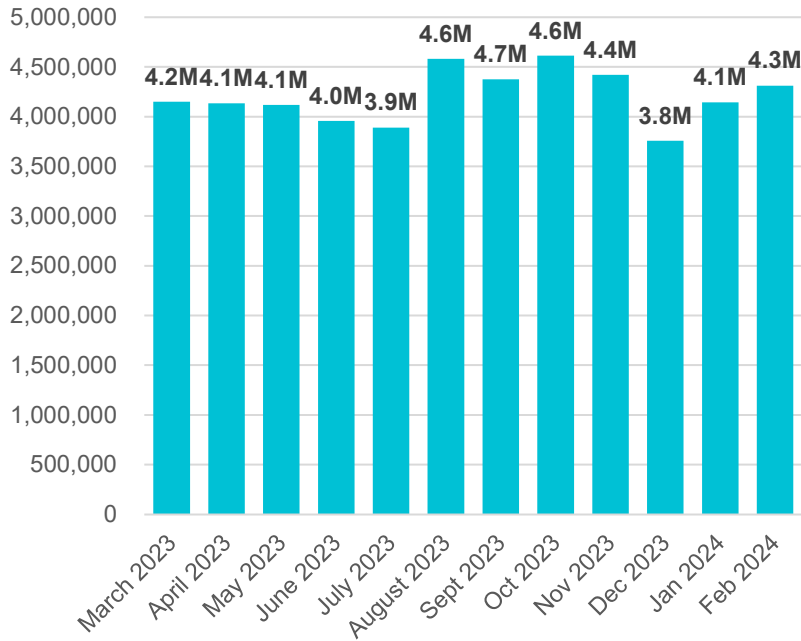
Cultivate a sustainable well-managed organization

- **Attract, develop, and retain a diverse and engaged workforce focused on customer service.**
 - DRPT hired Joe White as the agency's Assistant Controller. Mr. White began at the agency on April 10th.
 - DRPT hired Wood Hudson as a Statewide Transit Planning Manager. Mr. Hudson previously worked at DRPT for several years before moving to VDOT in 2023. Mr. Hudson began at the agency on April 25th.
 - DRPT has been matched with a new Virginia Management Fellow, Johnathan Arnold, who began at the agency on April 25th.
 - DRPT hired Terry Brown as the agency's Grants Financial Manager, who began on April 25th.
- **Promote DRPT's compelling story and valuable contribution with internal and external stakeholders.**
 - On April 8th, DRPT kicked off its "Creating Connections" marketing campaign. For the first time, DRPT will market its freight rail programs via social media and television to business executives.
- **Enhance the customer experience through well-designed processes and systems.**
 - Staff held a virtual meeting with the Transit Service Delivery Advisory Committee (TSDAC) on March 28th and April 30th. The Committee helps develop the operating and capital programs currently used by DRPT and convenes at least once per year to review the program for possible changes.

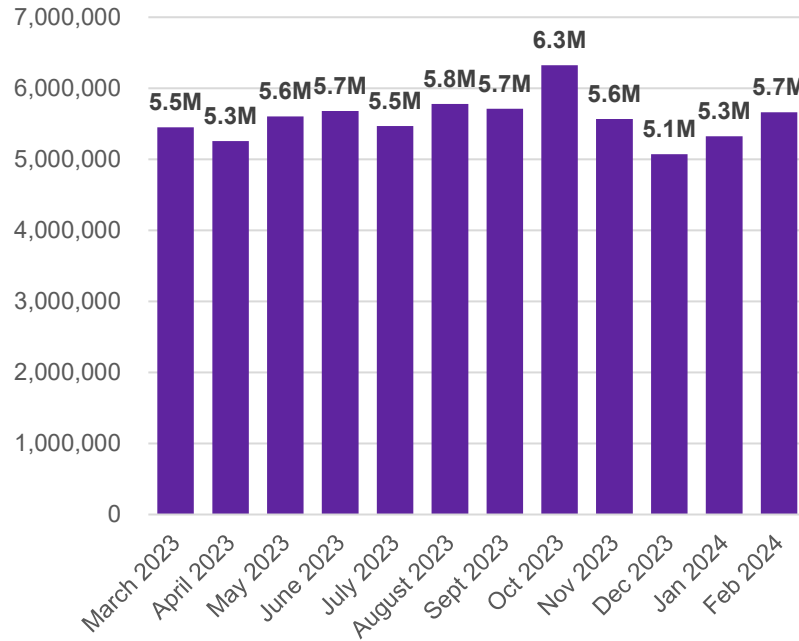
Performance Measures

Statewide Transit Ridership

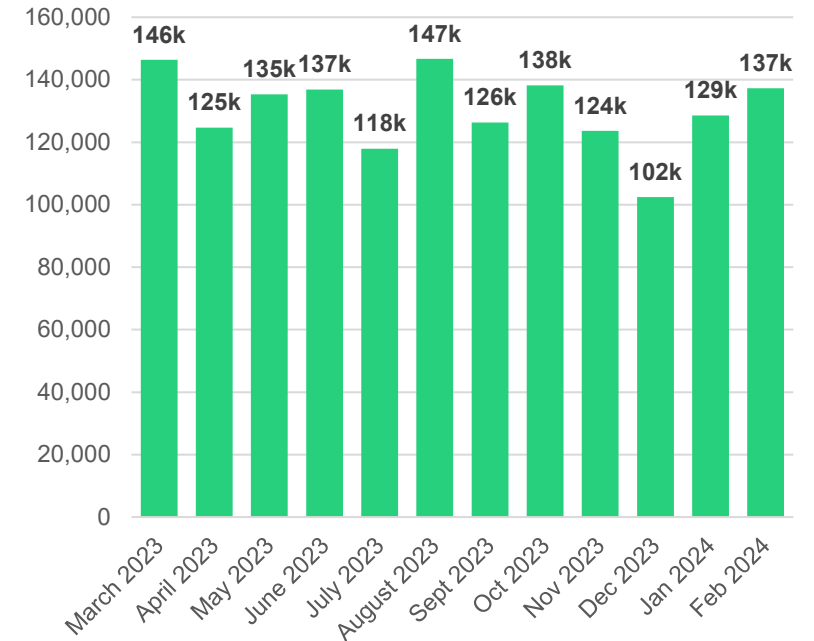
Statewide Transit Ridership – March 2023 to February 2024



Virginia Agencies



WMATA



VRE

Agencies	March 2023	April 2023	May 2023	June 2023	July 2023	August 2023	Sept 2023	Oct 2023	Nov 2023	Dec 2023	Jan 2024	Feb 2024	Total
Virginia Agencies	4,150,599	4,135,441	4,118,535	3,958,207	3,890,336	4,581,111	4,376,334	4,612,571	4,420,770	3,757,682	4,143,883	4,312,798	50,458,267
VRE	146,391	124,664	135,314	136,900	117,951	146,686	126,328	138,189	123,610	102,453	128,540	137,284	1,564,310
WMATA	5,451,449	5,258,278	5,603,271	5,679,896	5,465,891	5,777,047	5,712,322	6,323,067	5,566,283	5,072,553	5,324,597	5,660,243	66,894,897
All Agencies + VRE + WMATA	9,748,439	9,518,383	9,857,120	9,775,003	9,474,178	10,504,844	10,214,984	11,073,827	10,110,663	8,932,688	9,597,020	10,110,325	118,917,474

Statewide Ridership Comparison: February Year-to-Year

Transit ridership for Virginia agencies in February 2024 was 15% higher than February 2023.

- Bus ridership was 16% higher

February 2024 ridership for Virginia agencies was 90% of pre-pandemic February 2020 levels.

- Bus ridership was 87% of 2020 levels

VRE ridership in February 2024 was 16% higher than February 2023 and 39% of pre-pandemic February 2020 levels.

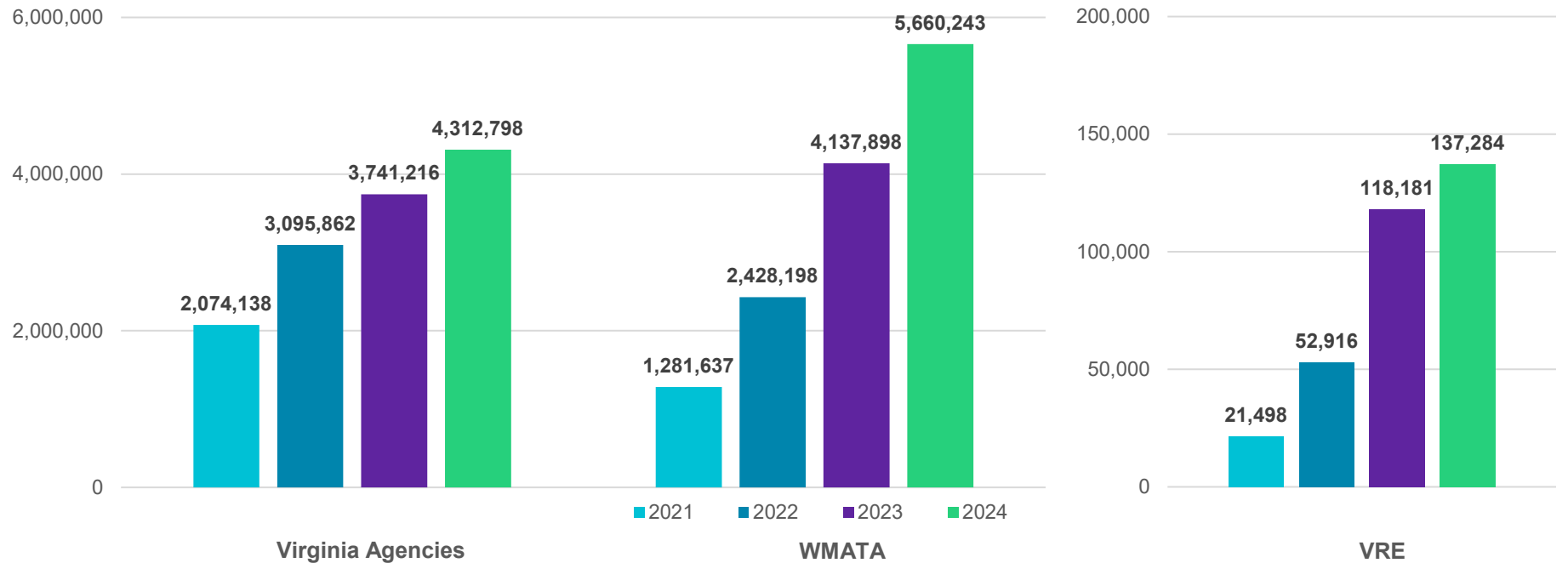
WMATA ridership in February 2024 was 37% higher than in February 2023.

- Bus ridership was 29% higher
- Heavy rail (Metro) was 39% higher

February 2024 WMATA ridership was 66% of pre-pandemic February 2020 levels.

- Bus ridership was 89% of February 2020 levels
- Heavy rail (Metro) was 63% of February 2020 levels

**Ridership Comparison: Year-to-Year
2021 – 2024**



Mode	2021	2022	2023	2024	2024 vs 2021	2024 vs 2022	2024 vs 2023
Virginia Agencies	2,074,138	3,095,862	3,741,216	4,312,798	108%	39%	15%
VRE	21,498	52,916	118,181	137,284	539%	159%	16%
WMATA	1,281,637	2,428,198	4,137,898	5,660,243	342%	133%	37%
All Agencies + VRE + WMATA	3,377,273	5,576,976	7,997,295	10,110,325	199%	81%	26%

Virginia Breeze Ridership - February

In February 2024, ridership on VA Breeze routes totaled 4,383 which was:

- 153% higher than original estimates, and
- 20% higher than February 2023

For the month of February 2024, the VA Breeze contributed to a reduction of 132 metric tons of CO₂ equivalent emissions.

Valley Flyer:

- Ridership – 22% higher than February 2023
- Farebox Rev. – 25% higher than February 2023

Piedmont Express:

- Ridership – 23% higher than February 2023
- Farebox Rev. – 23% higher than February 2023

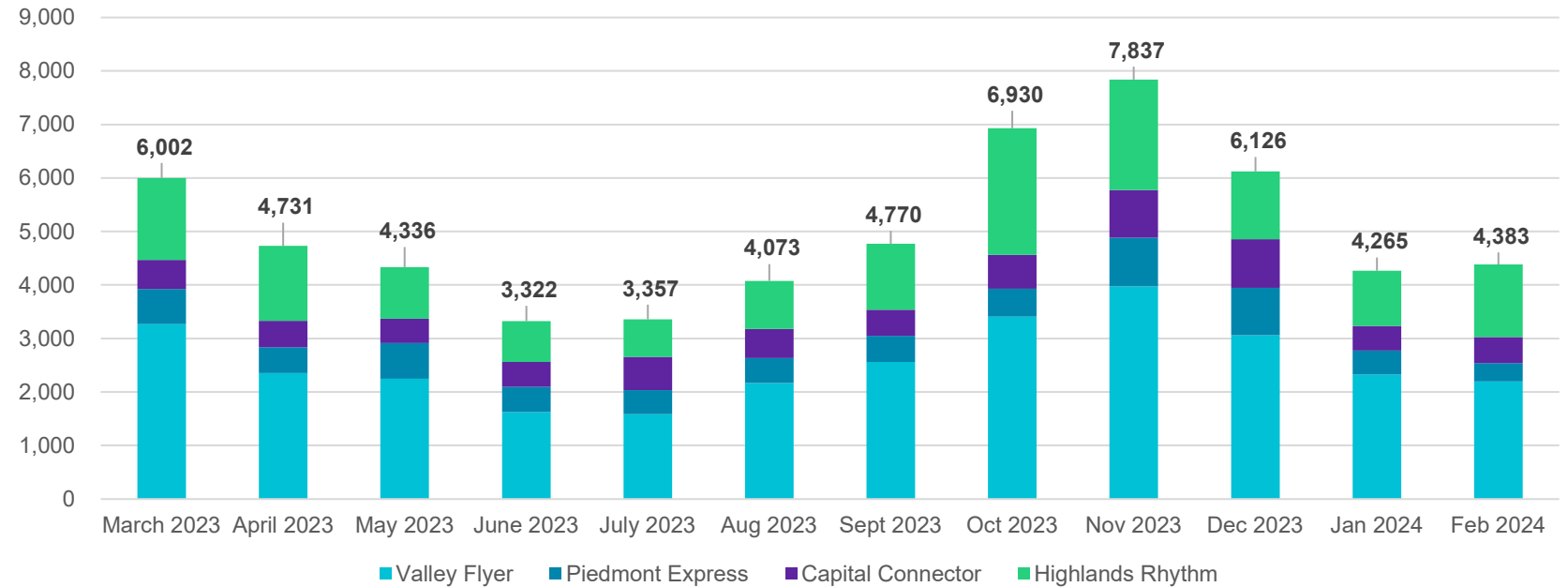
Capital Connector:

- Ridership – 21% higher than February 2023
- Farebox Rev. – 29% higher than February 2023

Highlands Rhythm:

- Ridership – 16% higher than February 2023
- Farebox Rev – 18% higher than February 2023

Virginia Breeze Ridership by Route – March 2023 to February 2024



Route	March 2023	April 2023	May 2023	June 2023	July 2023	Aug 2023	Sept 2023	Oct 2023	Nov 2023	Dec 2023	Jan 2024	Feb 2024	Total
Valley Flyer	3,269	2,351	2,248	1,627	1,586	2,166	2,562	3,407	3,975	3,058	2,326	2,196	30,771
Piedmont Express	656	483	664	468	446	469	486	521	907	887	447	343	6,777
Capital Connector	544	493	455	468	625	545	488	634	891	908	462	488	7,001
Highlands Rhythm	1,533	1,404	969	759	700	893	1,234	2,368	2,064	1,273	1,030	1,356	15,583
All Routes	6,002	4,731	4,336	3,322	3,357	4,073	4,770	6,930	7,837	6,126	4,265	4,383	60,132

Amtrak Virginia Ridership (Virginia Passenger Rail Authority)

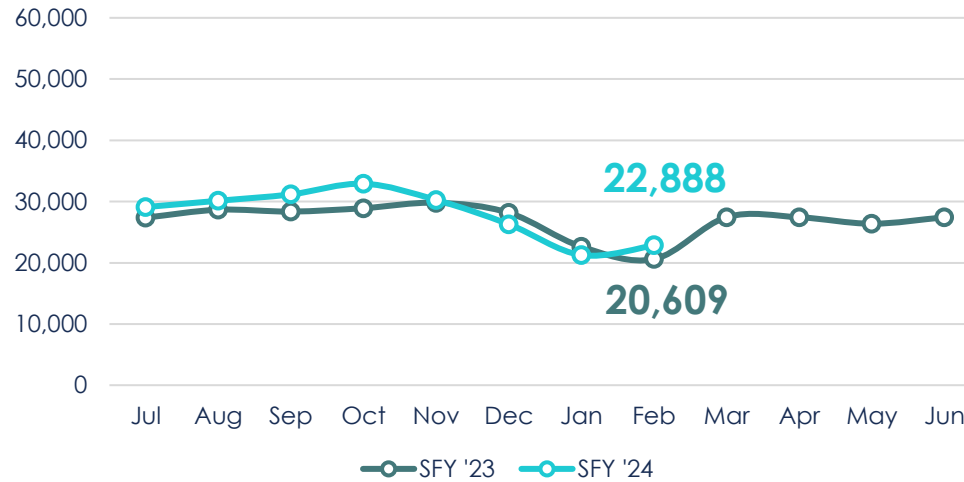
Virginia-Supported Monthly Ridership by Route SFY '24 vs SFY '23

All four routes saw ridership increases year over year.

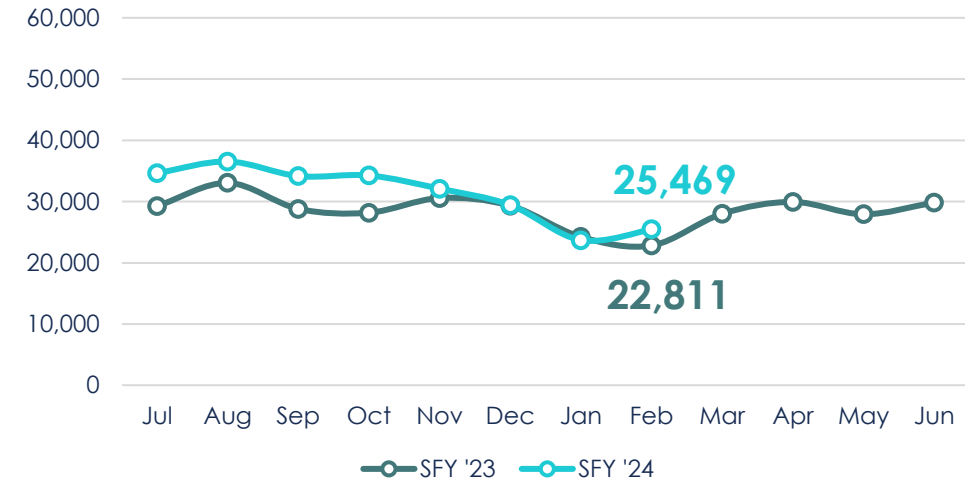
Leap Year note: Graphs display data for the full month.

Ridership on Feb 29th accounted for an additional +3,482 passengers across the four routes.

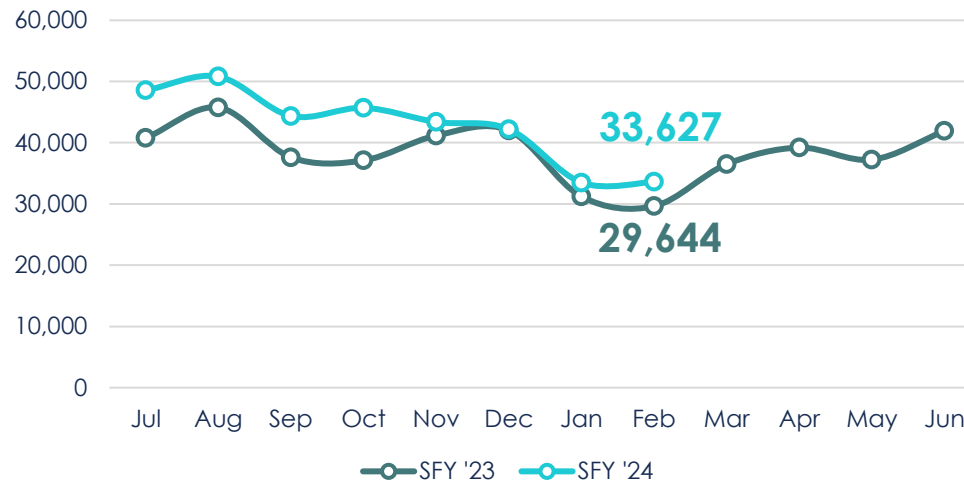
Route 46: Roanoke (+11.1%)



Route 47: Newport News (+11.7%)



Route 50: Norfolk (+13.4%)



Route 51: Richmond (+21.6%)

