



Locality Sustained Performance Program Annual Update


Russ Dudley

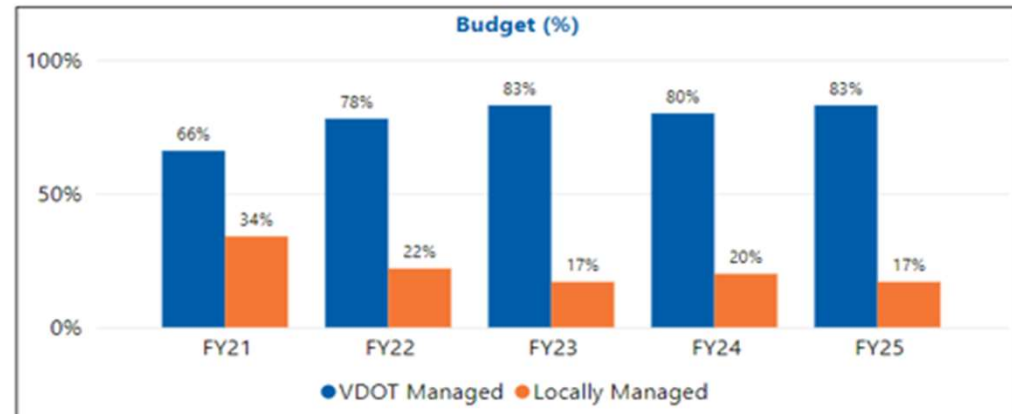
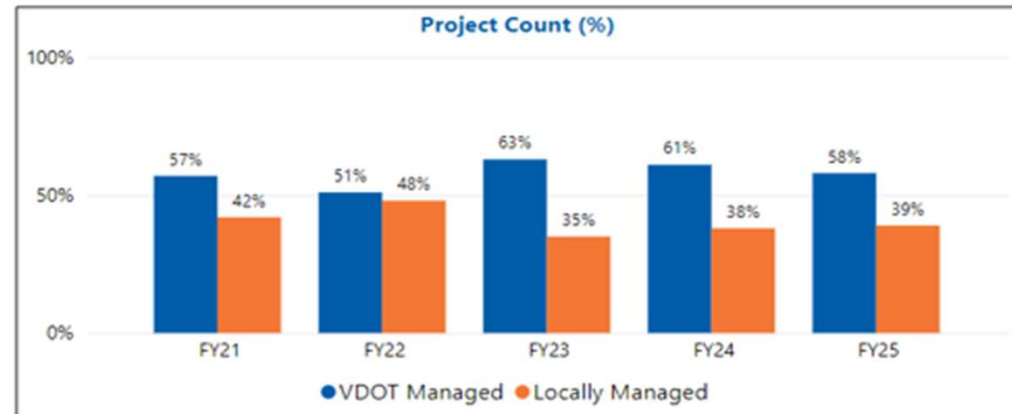
September 17, 2024

Locality Participation in SYIP

FY25 Project Development

Administered By	Number of Projects	Total Budget
VDOT	231	\$1,997,188,527
Locally	158	\$414,239,080
Rail	12	\$5,610,710
Total	401	\$2,417,038,317

FY21 - 25 Project Development Mix



Locality Sustained Performance Program (LSPP)

October 2023 CTB Performance Policy for Locally Administered Projects

- **Creates an Annual Review under Locality Sustained Performance Program**
- **Using LSPP Metrics alongside Dashboard to measure Programmatic Success of Locality**
- **Results can inform recommendations to CTB regarding future allocations**



Locality Sustained Performance Program

The greatest impact to the Program is concentrated in a few localities

- **Number of Localities with Active Locally Administered SYIP projects: 112**
 - Total Number of Projects: 1271
 - Total Fed/State Allocations: \$2.7 billion
- **Number of Localities with 5 or more Active SYIP projects: 33 (30%)**
 - Total Number of Projects: 1169 (92%)
 - Total Fed/State Allocations: \$2.49 billion (92%)

30% of Localities Account for 92% of all Local Projects and 92% of all VDOT Funding for Locally Administered Projects

LSPP focuses on these localities

LSPP Performance Metrics

1. On-Time Performance

- Dashboard Performance (review of past two years)
- Milestone Performance (review of current milestones on active projects)
- Delayed Advertisements (review of “Carry Over” from previous Scheduled FY)

2. Reasonable Progress

- Phase/Authorization starting within a reasonable timeframe

3. Fiscal Management

- Minimize VDOT allocations programmed in the current or previous fiscal years that remain unexpended

LSPP Performance Metrics - On-time Performance

Measures the ability of a locality to meet scheduled delivery time-frame using three sub-metrics:

- **Dashboard Performance**
=> 70% on-time for Past Two Years
 - **Current Milestone Performance**
=>70% for all current milestones on all active projects
 - **Delayed Advertisements**
<25% of Projects have “Carry Over” Advertisements from previous Scheduled FY
- **Failing to achieve targets for two of these three sub-metrics results in Deficiency for the On-time Metric**

LSPP Performance Metrics – Reasonable Progress

Measures the ability of a locality to deliver major authorization milestones within a reasonable period of time

- **Major Authorization Milestones = Preliminary Engineering, Right of Way, Construction Advertisement, and Construction Award**
- **“Reasonable” defined as a 90-day grace period**
- **Failing to achieve 70% of active project authorizations results in Deficiency for the Reasonable Progress Metric**

LSPP Performance Metrics – Fiscal Management

Measures the ability of a locality to effectively manage state and federal allocations available for project expenditure

- **Comparison of project expenditures to available funding (i.e. allocations) for all the locality's projects**
 - **Total unexpended allocations should be <80% or <\$100M of available allocations**
 - **Available allocations do not include locality, supplemental funding to the projects**
- **Failing to achieve <80% or <\$100 million in unexpended allocations results in Deficiency for the Fiscal Management Metric***

***Vetting of metric results with the locality is intended to identify any mitigating circumstances beyond the locality's control**

LSP Performance Metrics - Criteria

Locality is identified as deficient when –

- a) Deficient for all three metrics; or**
 - b) Deficient for two metrics; or**
 - c) Deficient for metric #3, >\$100M (Fiscal Management)**
-
- Localities identified as deficient are required to collaboratively work with VDOT to develop a Project Development Improvement Plan (PDIP)**
 - PDIP is approved by Locality Executive, District Engineer, Local Assistance Division Director, and Chief of Policy**



FY24 LSPSP Progress








































FY24 EVALUATION:

- 13 localities enter Locality Sustained Performance Program (LSPSP)

FY25 PRELIMINARY EVALUATION

- 3 localities attaining performance goals and should be removed from LSPSP
- Metric improvements in several localities

	Good Performance
	Not Meeting Performance Target

FY24 Evaluation - November 2023				
District	Locality	On-Time	Reasonable Progress	Fiscal Management
Bristol	Bristol			
Culpeper	Charlottesville			
Fredericksburg	Stafford			
Hampton Roads	Norfolk			
Hampton Roads	Virginia Beach			
Hampton Roads	Portsmouth			
NOVA	Falls Church			
NOVA	Loudoun			
NOVA	Alexandria			
Richmond	Richmond			
Salem	Blacksburg			
Salem	Salem			
Staunton	Waynesboro			

FY24 Project Development Improvement Plans (PDIP) – Take Aways

Examples from 13 FY24 PDIPs:

Root Causes:

- Staffing not aligned with Localities' Project Portfolio
- Late execution of agreements
- RW phase not scheduled or inadequate time
- Poor relations with utility companies
- Reimbursements not submitted timely
- Lack of Sufficient Bids/Contractors



LOCALITY SUSTAINED PERFORMANCE PROGRAM
PROJECTS DEVELOPMENT IMPROVEMENT PLAN

PDIP Strategies Employed by Localities:

- Dedicated **Staffing** for funded project, addition of subject matter experts
- Improving **Processes and Procedures** to increase quality and expedite reimbursements
- Prioritize work on **Carryover** projects
- **Cancel** projects
- Regular & targeted **Communication**

Looking Ahead to FY25 - Tentative LSPP List

FY24 Evaluation - November 2023				
District	Locality	On-Time	Reasonable Progress	Fiscal Management
Bristol	Bristol	🚩	🟢	🚩
Culpeper	Charlottesville	🚩	🚩	🟢
Fredericksburg	Stafford	🚩	🚩	🟢
Hampton Roads	Norfolk	🚩	🚩	🚩
Hampton Roads	Virginia Beach	🚩	🚩	🚩
Hampton Roads	Portsmouth	🚩	🚩	🟢
NOVA	Falls Church	🚩	🚩	🟢
NOVA	Loudoun	🚩	🚩	🟢
NOVA	Alexandria	🚩	🚩	🟢
Richmond	Richmond	🚩	🟢	🚩
Salem	Blacksburg	🚩	🟢	🚩
Salem	Salem	🟢	🚩	🚩
Staunton	Waynesboro	🚩	🚩	🟢



FY25 Preliminary Evaluation - September 2024				
District	Locality	On-Time	Reasonable Progress	Fiscal Management
Bristol	Bristol	🚩	🟢	🚩
Culpeper	Charlottesville	🚩	🚩	🟢
Culpeper	Albemarle	🚩	🚩	🟢
Fredericksburg	Stafford	🚩	🚩	🟢
Hampton Roads	Virginia Beach	🚩	🚩	🚩
Hampton Roads	Portsmouth	🟢	🚩	🚩
Hampton Roads	Williamsburg	🚩	🟢	🚩
NOVA	Falls Church	🚩	🚩	🟢
NOVA	Alexandria	🟢	🚩	🚩
NOVA	Loudoun	🚩	🚩	🟢
Richmond	Henrico	🟢	🟢	🚩
Richmond	Richmond	🟢	🟢	🚩

🟢	Good Performance
🚩	Not Meeting Performance Target

What's Next?

- ***October 2024*** – Finalizing New LSPP Localities List
- ***November 2024*** – Notifying New LSPP Localities of Status and Notifying Return Localities of Status
- ***January – April 2025*** – Districts and Locality Finalize New Project Development Improvement Plans (PDIPs) and updates to existing plans
- ***October 2025*** – Report to CTB

