



COMMONWEALTH of VIRGINIA

Commonwealth Transportation Board

W. Sheppard Miller, III
Chairperson

1401 East Broad Street
Richmond, Virginia 23219

(804) 482-5818

DRAFT MINUTES
MEETING OF THE COMMONWEALTH TRANSPORTATION BOARD
WORKSHOP MEETING
VDOT Central Auditorium
1221 East Broad Street
Richmond, Virginia 23219
June 24, 2025

The workshop meeting of the Commonwealth Transportation Board was held in the Central Office Auditorium of the Virginia Department of Transportation in Richmond, Virginia, on June 24, 2025. The Chairman, W. Sheppard Miller, presided and called the meeting to order at 8:37 a.m. beginning with the Pledge of Allegiance.

Present: Messrs. Byers, Coleman, Davis, Fowlkes, Good, Gribbins, Lawson, Laird, Smoot, Stant, Ms. Dunlop, Ms. Green, Ms. Sellers, and Ms. Tiffany Robinson, ex officio, Director of the Department of Rail and Public Transportation.

Absent: Messrs. Kasprowicz and Brich

Agenda 1. Periodic Regulatory Review and Regulatory Reduction Program
Jo Anne Maxwell, Virginia Department of Transportation
Referenced by attachment of presentation.

Agenda 2. I-81 Corridor Improvement Program Update
Ben Mannell, Virginia Department of Transportation
Referenced by attachment of presentation.

Agenda 3. Governor's TPOF Project Funding
John Lawson, Deputy Secretary of Transportation
Referenced by attachment of presentation.

Agenda 4. SMART SCALE Proposed Project Cancellation
Route 1 at East Glebe Road (UPC 119087)
Northern Virginia District
Kimberly Pryor, Virginia Department of Transportation
Referenced by attachment of presentation.

- Agenda 5.** FY 2026 – 2031 Commonwealth Transportation Fund
Six-Year Financial Plan
Fiscal Year 2026 CTF and VDOT Budgets
Laura Farmer, Virginia Department of Transportation
Referenced by attachment of presentation.

The Chair suspended the meeting at 10:02 a.m. on June 24, 2025 for ten minutes to provide a break to the members.

The Chair called the suspended meeting to order at 10:12 a.m. on June 24, 2025.

- Agenda 6.** FY2026 Budget and Six Year Improvement Program
Deanna Oware, Virginia Department of Rail and Public Transportation
Referenced by attachment of presentation.

- Agenda 7.** FY2026-2031 Six-Year Improvement Program
Kimberly Pryor, Virginia Department of Transportation
Referenced by attachment of presentation.

- Agenda 8.** 2026 Federal Safety Targets
Margie Ray, Office Intermodal Planning, and Investment
Referenced by attachment of presentation.

- Agenda 9.** Director's Items
Tiffany Robinson, Virginia Department of Rail and Public Transportation

- Agenda 10.** Commissioner's Items
Stephen Brich, Virginia Department of Transportation

- Agenda 11.** Secretary's Items
Shep Miller, Secretary of Transportation

ADJOURNMENT:

The meeting adjourned at 11:41 a.m. on June 24, 2025.

Respectfully Submitted:

Carol Mathis,

Assistant Secretary to the Board

###



COMMONWEALTH of VIRGINIA

Commonwealth Transportation Board

W. Sheppard Miller, III
Chairperson

1401 East Broad Street
Richmond, Virginia 23219

(804) 482-5818
Fax: (804) 786-2940

COMMONWEALTH TRANSPORTATION BOARD WORKSHOP AGENDA

VDOT Central Office Auditorium
1221 East Broad Street
Richmond, Virginia 23219
June 24, 2025
8:30 a.m.

1. Periodic Regulatory Review and Regulatory Reduction Program
Jo Anne Maxwell, Virginia Department of Transportation
2. I-81 Corridor Improvement Program Update
Ben Mannell, Virginia Department of Transportation
3. Governor's TPOF Project Funding
John Lawson, Deputy Secretary of Transportation
4. SMART SCALE Proposed Project Cancellation
Route 1 at East Glebe Road (UPC 119087)
Northern Virginia District
Kimberly Pryor, Virginia Department of Transportation
5. FY 2026 – 2031 Commonwealth Transportation Fund
Six-Year Financial Plan
Fiscal Year 2026 CTF and VDOT Budgets
Laura Farmer, Virginia Department of Transportation
6. FY2026 Budget and Six Year Improvement Program
Deanna Oware, Virginia Department of Rail and Public Transportation
7. FY2026-2031 Six-Year Improvement Program
Kimberly Pryor, Virginia Department of Transportation
8. 2026 Federal Safety Targets
Margie Ray, Office Intermodal Planning, and Investment

Agenda
Meeting of the Commonwealth Transportation Board
Workshop Session
June 24, 2025
Page 2

9. Director's Items

Tiffany Robinson, Virginia Department of Rail and Public Transportation

10. Commissioner's Items

Stephen Brich, Virginia Department of Transportation

11. Secretary's Items

Shep Miller, Secretary of Transportation

#



PERIODIC REGULATORY REVIEW

Rules and Regulations Controlling Outdoor Advertising and Directional and Other Signs and Notices

**Jo Anne Maxwell, Director,
Governance and Legislative Affairs**

June 24, 2025

Periodic Regulatory Review – APA Requirement

The Administrative Process Act requires any agency that adopts regulations to periodically review those regulations, including consideration of:

- **the extent to which regulations remain supported by statutory authority/do not duplicate/overlap/conflict with state or federal law;**
- **the nature of complaints/comments received from the public;**
- **whether the regulations are necessary for the protection of public health, safety and welfare;**
- **whether the regulations are clearly written and easily understandable;**
- **whether the regulations' economic impacts on small businesses and families are minimized as much as possible; and**
- **the length of time since the regulation has been evaluated.**

See § 2.2-407.1 and § 2.2-4017 of the Code of Virginia

Periodic Regulatory Review – Process Authorities

Executive Order (EO) 19 – Issued June 30, 2022

- Created the Office of Regulatory Management (ORM) to, among other things, work with each regulatory agency to review all existing regulations, required once every four years, to reduce the overall regulatory burden on the public.

ORM Procedures

- Outline the periodic review requirements, including a new economic analysis comprised of a benefit-cost analysis, consideration of local government impact and economic impacts on families and small businesses, and the count of regulatory requirements embedded in the regulation.

Chapter 444 of the 2018 Acts of Assembly

- Requires the Department of Planning and Budget (DPB) to track and report to the General Assembly annually which agencies are complying with the periodic review requirements.

Regulatory Reduction Program

ORM's guidance on EO 19 requires each agency to reduce the agency's discretionary regulatory burden on the public by 25%.

- The CTB has already met its 25% reduction goal due to previous actions adopted by this Board.**
- Additional reductions or streamlining of requirements would be consistent with the Governor's objectives to reduce regulatory burdens on the public.**

2025 CTB Periodic Review – 24VAC30-120

- **VDOT staff have initiated periodic review and performed a preliminary review of 24VAC30-120, Rules and Regulations Controlling Outdoor Advertising and Directional and Other Signs and Notices.**
 - Preliminary review has identified opportunities for updating and streamlining the regulation.
- **A more detailed review will be conducted in the coming months to identify specific amendments.**
 - Regulatory reduction efforts will be included as part of this periodic review process.

2025 CTB Periodic Review – 24VAC30-120

Periodic Reviews are initiated by posting Notice on Town Hall

- Can be a Notice of Periodic Review Action, or
- Can be a Notice of Intended Regulatory Action (NOIRA), if it appears that an amendment of a regulation will be warranted—initiates the regulatory process and expedites the overall process.
- Regulatory process typically includes:
 - 1) a Notice of Intended Regulatory Action (NOIRA), followed by executive branch review and 30 days public comment;
 - 2) a Proposed stage where actual amendments to regulatory language are drafted, followed by executive branch review and 60 days public comment; and
 - 3) a Final stage, where the agency considers the previous public comment(s) and adopts final amendments to the regulatory language, followed by executive branch review and 30 days public comment

2025 CTB Periodic Review – 24VAC30-120

If authorized by CTB, VDOT staff will file a NOIRA for 24VAC30-120, Rules and Regulations Controlling Outdoor Advertising and Directional and Other Signs and Notices.

VDOT staff will fully review the regulation and present and seek CTB approval of periodic review results and proposed amendments in Fall 2025.

- **Proposed stage projected for filing in late 2025 or early 2026 (after CTB approval)**
- **Final stage projected for filing in mid or late 2026**

Questions?



townhall.virginia.gov

Notice of Intended Regulatory Action (NOIRA) Agency Background Document

Agency name	Commonwealth Transportation Board
Virginia Administrative Code (VAC) Chapter citation(s)	24 VAC 30-120
VAC Chapter title(s)	Rules and Regulations Controlling Outdoor Advertising and Directional and Other Signs and Notices
Action title	Review of the Rules and Regulations Controlling Outdoor Advertising and Directional and Other Signs and Notices
Date this document prepared	____, 2025

This information is required for executive branch review and the Virginia Registrar of Regulations, pursuant to the Virginia Administrative Process Act (APA), Executive Order 19 (2022) (EO 19), any instructions or procedures issued by the Office of Regulatory Management (ORM) or the Department of Planning and Budget (DPB) pursuant to EO 19, the Regulations for Filing and Publishing Agency Regulations (1 VAC 7-10), and the *Form and Style Requirements for the Virginia Register of Regulations and Virginia Administrative Code*.

Brief Summary

Provide a brief summary (preferably no more than 2 or 3 paragraphs) of the subject matter, intent, and goals of this regulatory change (i.e., new regulation, amendments to an existing regulation, or repeal of an existing regulation).

The Commonwealth Transportation Board (CTB) is undertaking a comprehensive review of 24VAC30-120, Rules and Regulations Controlling Outdoor Advertising and Directional and Other Signs and Notices. Through this regulation, the CTB regulates the placement and characteristics of outdoor advertising and signs consistent with requirements of federal law and regulation. The intent of this action is to remove redundant or obsolete language and identify opportunities for regulatory reduction and streamlining in accordance with Governor Youngkin's Executive Order 19.

Acronyms and Definitions

Define all acronyms or technical definitions used in this form.

CTB means the Commonwealth Transportation Board.
VDOT means the Virginia Department of Transportation.

Mandate and Impetus

Identify the mandate for this regulatory change and any other impetus that specifically prompted its initiation, (e.g., new or modified mandate, petition for rulemaking, periodic review, or board decision). For purposes of executive branch review, "mandate" has the same meaning as defined in the ORM procedures, "a directive from the General Assembly, the federal government, or a court that requires that a regulation be promulgated, amended, or repealed in whole or part."

On ____, 2025, the CTB approved a Notice of Intended Regulatory Action to review 24VAC30-120 to potentially amend any overly burdensome requirements, remove any obsolete information, and provide more clarity with streamlined text. The CTB is conducting a review of its regulations in accordance with Governor Youngkin's Executive Order 19.

Legal Basis

Identify (1) the promulgating agency, and (2) the state and/or federal legal authority for the regulatory change, including the most relevant citations to the Code of Virginia and Acts of Assembly chapter number(s), if applicable. Your citation must include a specific provision, if any, authorizing the promulgating agency to regulate this specific subject or program, as well as a reference to the agency's overall regulatory authority.

The Commonwealth Transportation Board promulgated the Rules and Regulations Controlling Outdoor Advertising and Directional and Other Signs and Notices, 24 VAC 30-120, pursuant to its authority to make regulations regarding "the erection and maintenance of outdoor advertising in areas adjacent to the rights-of-way of the highways within the Commonwealth" under § 33.2-1200 of the Code of Virginia.

Pursuant to § 33.2-1200 of the Code of Virginia, "[i]n order to promote the safety, convenience, and enjoyment of travel on and protection of the public investment in highways within the Commonwealth, attract tourists and promote the prosperity, economic well-being, and general welfare of the Commonwealth, and preserve and enhance the natural scenic beauty or aesthetic features of the highways and adjacent areas, the General Assembly declares it to be the policy of the Commonwealth that the erection and maintenance of outdoor advertising in areas adjacent to the rights-of-way of the highways within the Commonwealth shall be regulated in accordance with the terms of this article [article 1 of Chapter 12 of Title 33.2] and regulations promulgated by the Board pursuant thereto." Further, § 33.2-1220 of the Code of Virginia states that the CTB "may issue regulations and is authorized to enter into agreements with the United States as provided in 23 U.S.C. § 131 with respect to the regulation and control of signs, advertisements, and advertising structures in conformity with § 33.2-1217, provided that such agreements shall not prevent the General Assembly of Virginia from amending or repealing § 33.2-1217 at any time, and provided further that in the event the federal law is amended to lessen the special restrictions applicable to signs, advertisements, and advertising structures adjacent to Interstate System or federal-aid primary highways, the Board is authorized to adopt regulations to conform to such change in federal law and to amend any agreement with the United States relating to such control."

Purpose

Describe the specific reasons why the agency has determined that this regulation is essential to protect the health, safety, or welfare of citizens. In addition, explain any potential issues that may need to be addressed as the regulation is developed.

This regulation is essential to protect the health, safety, and welfare of citizens because it addresses key issues for advertisements and directional and other official signs placed adjacent to the highway right-of-way, such as size, spacing, and lighting, in conformance with the requirements of the Highway Beautification Act (23 U.S.C. § 131) and 23 CFR Part 750.

Substance

Briefly identify and explain the new substantive provisions that are being considered, the substantive changes to existing sections that are being considered, or both.

No substantive changes have been identified at this time, but substantive changes may be considered during the review if necessary to clarify the regulation and to bring the regulation in line with current practice and federal law.

During its review of the regulation, the CTB is expected to consider the following topics:

1. Review to ensure the regulation comports with statute and applicable federal requirements.
2. Focus on making the regulation organized and clear.
3. Review for opportunities to reduce or alleviate regulatory burdens.
4. Review, revise, and update definitions where appropriate.

The above list is not inclusive of all items that may be considered. Draft regulatory text is not available at this time.

Alternatives to Regulation

Describe any viable alternatives to the regulatory change that were considered, and the rationale used by the agency to select the least burdensome or intrusive alternative that meets the essential purpose of the regulatory change. Also, include discussion of less intrusive or less costly alternatives for small businesses, as defined in § 2.2-4007.1 of the Code of Virginia, of achieving the purpose of the regulatory change.

The regulation is necessary to enforce restrictions and requirements on outdoor advertising along or in sight of federal-aid highways in compliance with federal law, and without such regulation, the U.S. Secretary of Transportation could withhold federal-aid funds that the Commonwealth would otherwise be eligible to receive. As a part of the CTB's review, alternatives to the current regulatory text will be considered. The CTB will also consider the burden on individuals and small businesses for achieving the goals set forth by the regulation.

Periodic Review and Small Business Impact Review Announcement

If you wish to use this regulatory action to conduct, and this NOIRA to announce, a periodic review (pursuant to § 2.2-4017 of the Code of Virginia and the ORM procedures), and a small business impact review (§ 2.2-4007.1 of the Code of Virginia) of this regulation, keep the following text. Modify it as

necessary for your agency. Otherwise, delete the paragraph below and insert "This NOIRA is not being used to announce a periodic review or a small business impact review."

In addition, pursuant to the ORM procedures and § 2.2-4007.1 of the *Code of Virginia*, the agency is conducting a periodic review and small business impact review of this regulation to determine whether this regulation should be terminated, amended, or retained in its current form. Public comment is sought on the review of any issue relating to this regulation, including whether the regulation (i) is necessary for the protection of public health, safety, and welfare; (ii) minimizes the economic impact on small businesses consistent with the stated objectives of applicable law; and (iii) is clearly written and easily understandable.

Public Participation

Indicate how the public should contact the agency to submit comments on this regulation, and whether a public hearing will be held, by completing the text below. In addition, as required by § 2.2-4007.02 of the Code of Virginia, describe any other means that will be used to identify and notify interested parties and seek their input, such as regulatory advisory panels or general notices.

The CTB is providing an opportunity for comments on this regulatory proposal, including but not limited to (i) the costs and benefits of the regulatory proposal, (ii) any alternative approaches, and (iii) the potential impacts of the regulation.

Anyone wishing to submit written comments for the public comment file may do so through the Public Comment Forums feature of the Virginia Regulatory Town Hall web site at: <https://townhall.virginia.gov>. Comments may also be submitted by mail, or email to Jo Anne Maxwell, Agency Regulatory Coordinator, 1401 E. Broad St. Richmond, VA 23219, telephone (804) 786-1830, JoAnne.Maxwell@VDOT.Virginia.gov. In order to be considered, comments must be received by 11:59 pm on the last day of the public comment period.

A public hearing will not be held following the publication of the proposed stage of this regulatory action.

I-81 2025 CORRIDOR IMPROVEMENT PLAN

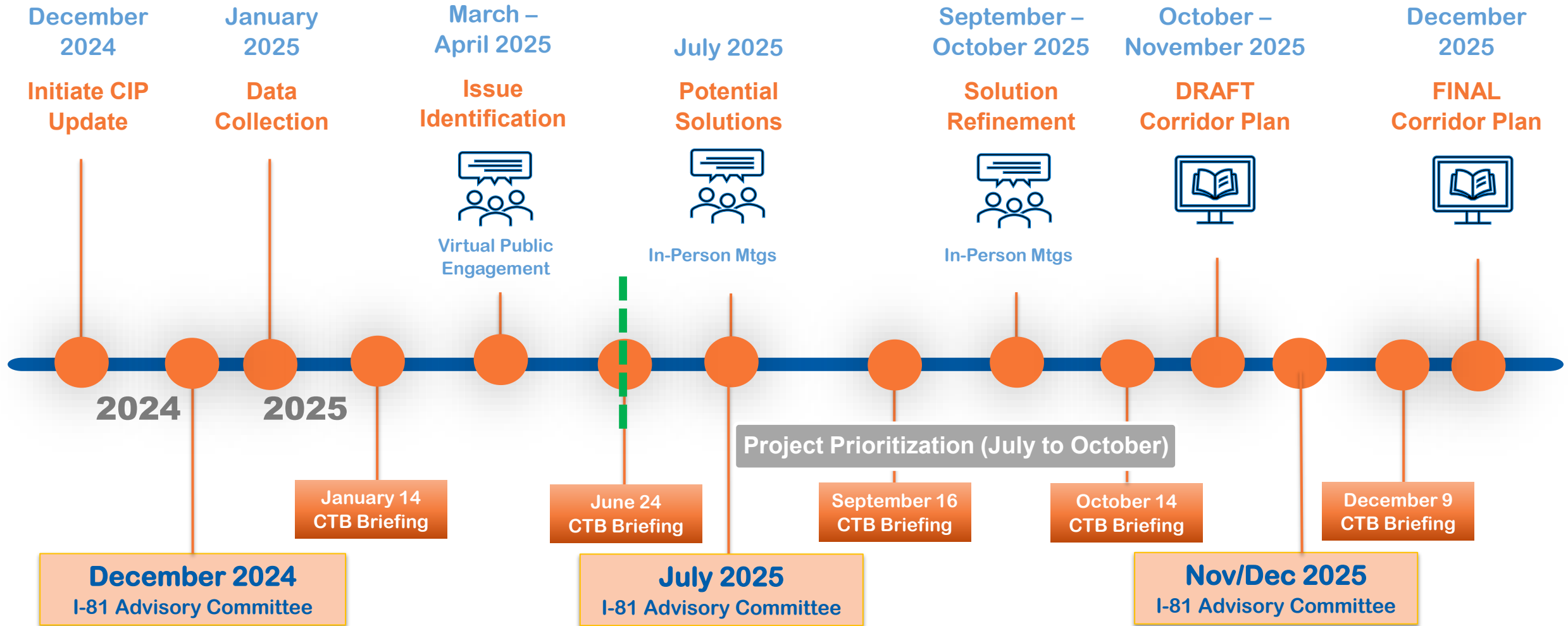
| Ben Mannell, AICP

June 24, 2025

2025 I-81 CIP: CTB Update #2 of 5

- **I-81 CIP Schedule and Update**
- **I-81 Corridor Significance and Challenges**
- **CIP Update- Work to Date**
 - **Performance Measures**
 - **Public Feedback from Round 1 Engagement**
- **Upcoming Round 2 Public Meetings**
- **Next Steps**

CIP Schedule: December 2024 – December 2025



I-81 Corridor Improvement Plan: Update

- 65 projects in the 81 Program have advanced or are advancing to construction
- Next tranche of projects need to be identified
 - Projects are complex and need to be identified early
 - Allows advanced activities- resulting in refined construction costs and shovel-ready projects
- Project identification is performance driven
- Solutions will be identified using a SMART SCALE-like process



I-81 Corridor Significance



325-mile

**CORRIDOR
WITHIN VIRGINIA**



30

**COLLEGES AND
UNIVERSITIES**



13

COUNTIES



45

**CITIES AND
TOWNS**



1.4 BILLION

**TRUCK VMT
ANNUALLY**



43%

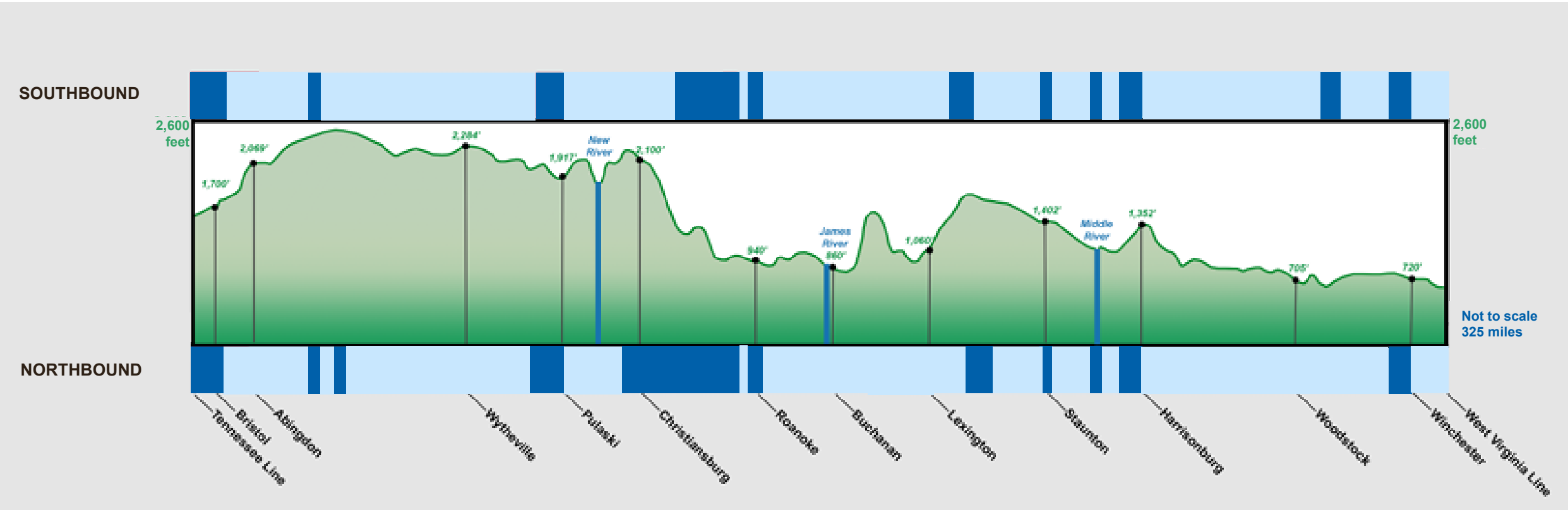
**OF STATEWIDE
INTERSTATE TRUCK VMT**



\$300+ BILLION

**IN GOODS PER
YEAR**

I-81 Corridor Challenges: Trucks and Terrain Impacts



LEGEND:

- PLANNED OR CONSTRUCTED 3-LANE SECTION
- 2-LANE SECTION

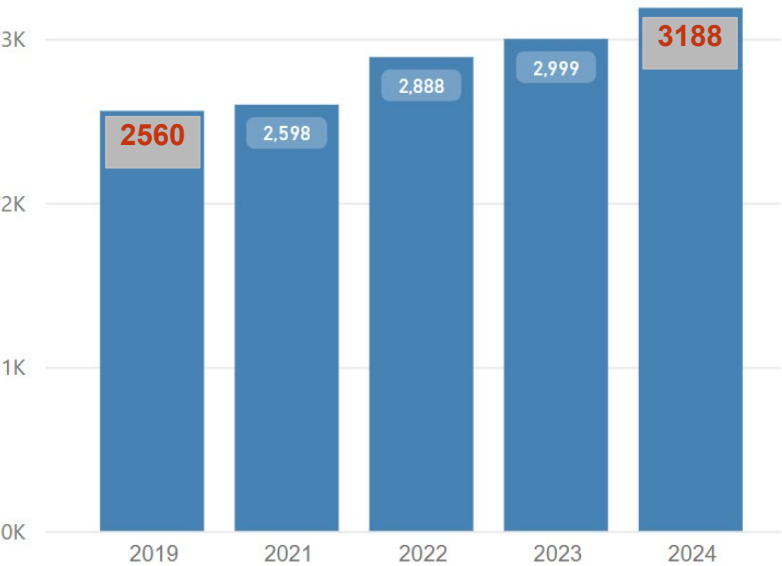
I-81 Corridor Challenges: Trucks and Terrain Impacts

- Trucks use more highway space than passenger cars
 - Level terrain: 1 truck = 2 passenger car equivalent (PCE)
 - Mountainous terrain: 1 truck = 15 PCE
- I-81 corridor truck volumes are compounded by terrain
- Top 5 PCE locations
 - Salem
 - Roanoke
 - Harrisonburg
 - Winchester
 - Wytheville



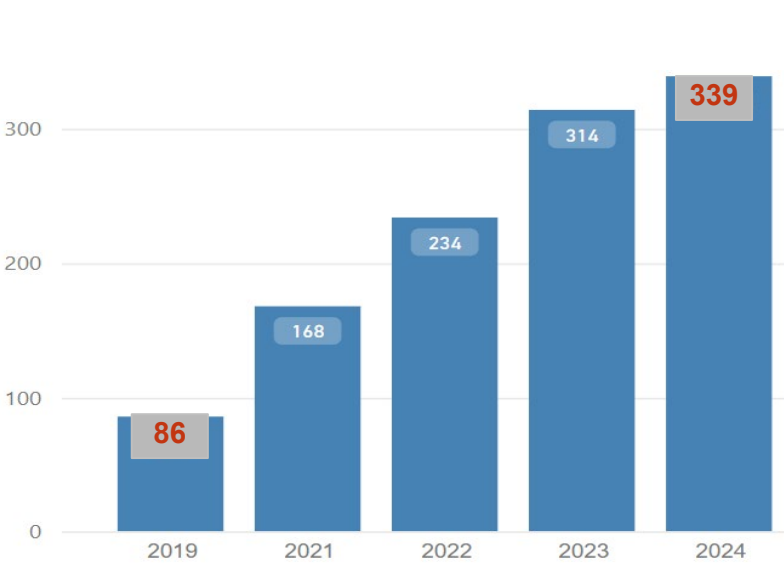
I-81 Corridor Challenges: Safety and Reliability

All I-81 Crashes



**~14,000 crashes
involving
all vehicles**

I-81 Work Zone Crashes



**~4,700 crashes
involving
large trucks**



18 crashes

**with clearance times greater than 4 hours
in 2024**

67% decrease compared to 2019

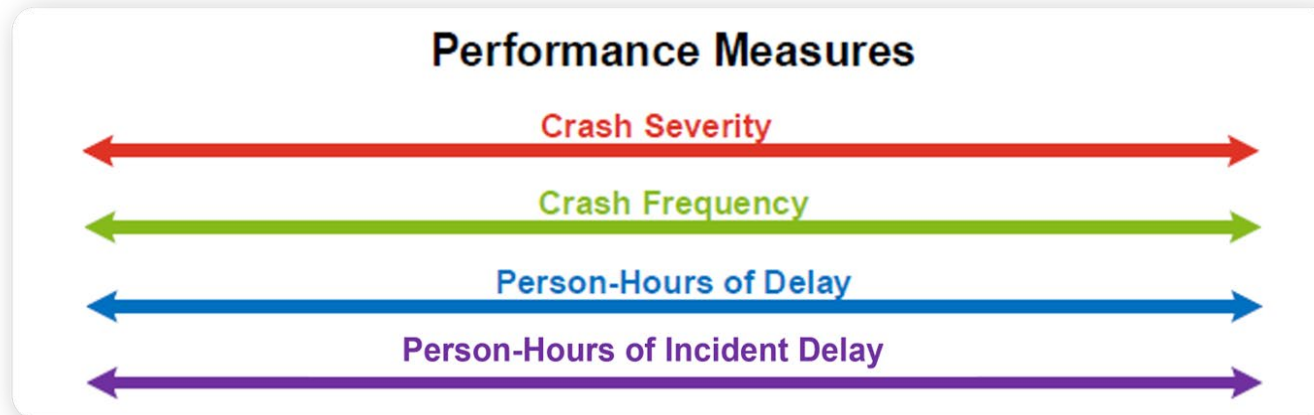
I-81 CIP Update: Work to Date

- **Performance measures analysis- complete**
- **Round 1 public engagement- complete**
 - Performance measures and public validation
 - Feedback on issues
- **Potential solutions development- underway**
- **Preparation for Round 2 public meetings- underway**

Performance Measures Used

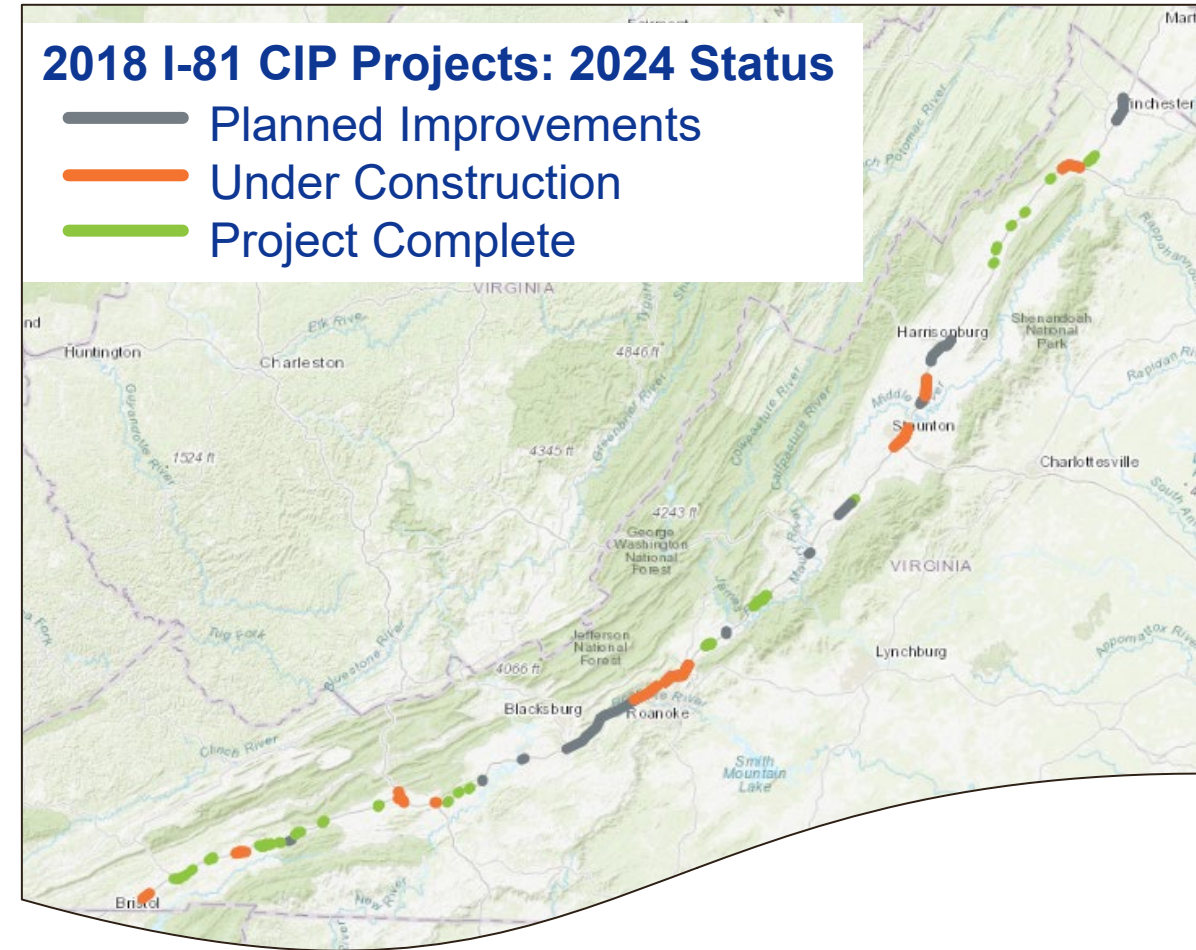
Goal: Determine the top 25% of one-mile segments for the following performance measures in both directions of I-81

Crash Severity	fatal and severe injury crashes over the last 5 years
Crash Frequency	rate of crashes during the last 5 years
Person-hours of Delay	hours of delay caused by congestion, incidents and weather events
Person-hours of Incident Delay	incidents or crashes that least to at least one lane of the interstate being closed an hour or more



Data Analysis Assumptions

- **Exclude 2020 data**
 - 5-year dataset: 2019 & 2021-2024
- **Exclude one-mile segments in 2018 I-81 CIP with widening and truck climbing projects already programmed for improvement**



Performance Measures Summary

Milepost	District	Number of One-Mile Segments (both directions) in the Top 25% by Performance Measure			
		Crash Severity	Crash Frequency	Person Hours of Delay	Person Hours of Incident Delay
0–88	Bristol	44	49	9	2
88–175	Salem	30	33	29	23
175–325	Staunton	59	49	93	109

Round 1 Public Outreach (Virtual)- Problem Identification

- Open April 1-15, 2025

VIRTUAL ENGAGEMENT

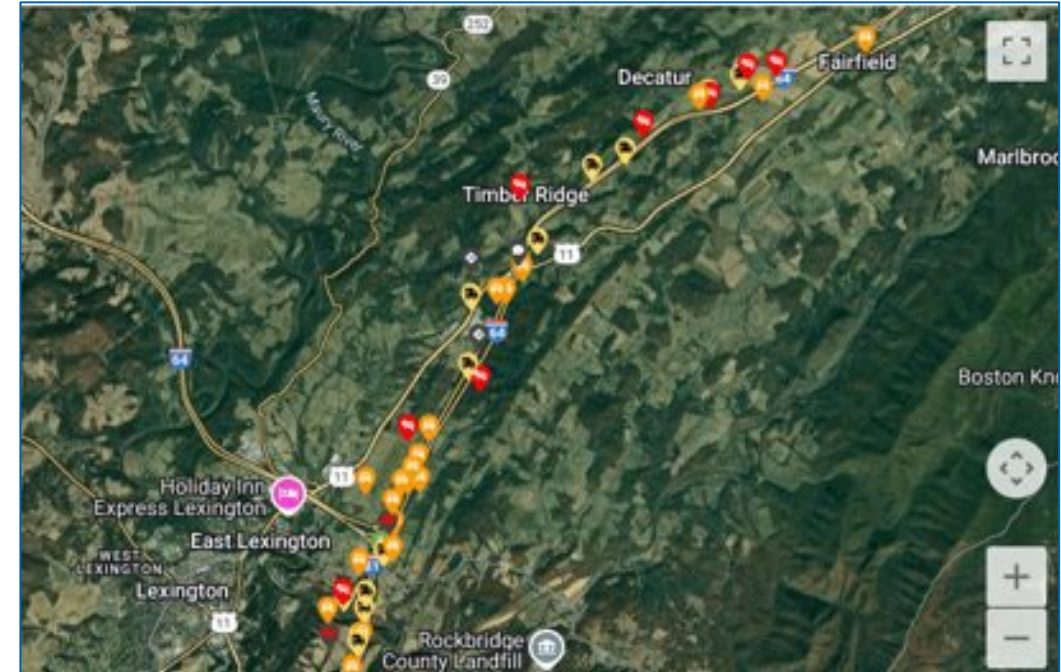


4,000
COMMENTS







4,700
PARTICIPANTS

- Performance measures identified, public asked to validate based on their driving experience
- Location-specific issues identified and written comments provided



Round 1 Public Outreach Feedback Summary

Location-Specific Issue Identification by District

Issue Type	Bristol	Salem	Staunton	Total
 1. Congestion	85 (36%)	145 (31%)	557 (42%)	787 (39%)
 2. Truck Operations	59 (25%)	122 (26%)	269 (20%)	450 (22%)
 3. Safety	42 (18%)	79 (16%)	301 (23%)	422 (21%)
 4. Speeding and Aggressive Driving	24 (10%)	75 (16%)	122 (9%)	211 (10%)
5. Geometry	12 (5%)	33 (7%)	39 (3%)	84 (4%)
6. Pavement Markings and Signing	8 (3%)	7 (1%)	21 (2%)	36 (2%)
7. Other	5 (2%)	14 (3%)	19 (1%)	38 (2%)
All	235	457	1,318	2,010

- Participant-identified
- Top four issue types accounted for 92% of the total identified

Round 1 Public Outreach Feedback Summary Continued

Top 10 Written Comment Themes



Need for additional lanes- 22%



Short/poorly designed ramps- 6%



Congestion and backups- 20%



Interchange and weigh station geometry- 5%



Heavy truck volumes- 19%



Pavement and drainage issues- 2%



Frequent crashes and safety concerns- 14%



Noise and local impacts- 1%



Aggressive/high-speed driving- 10%



Insufficient truck parking- 1%

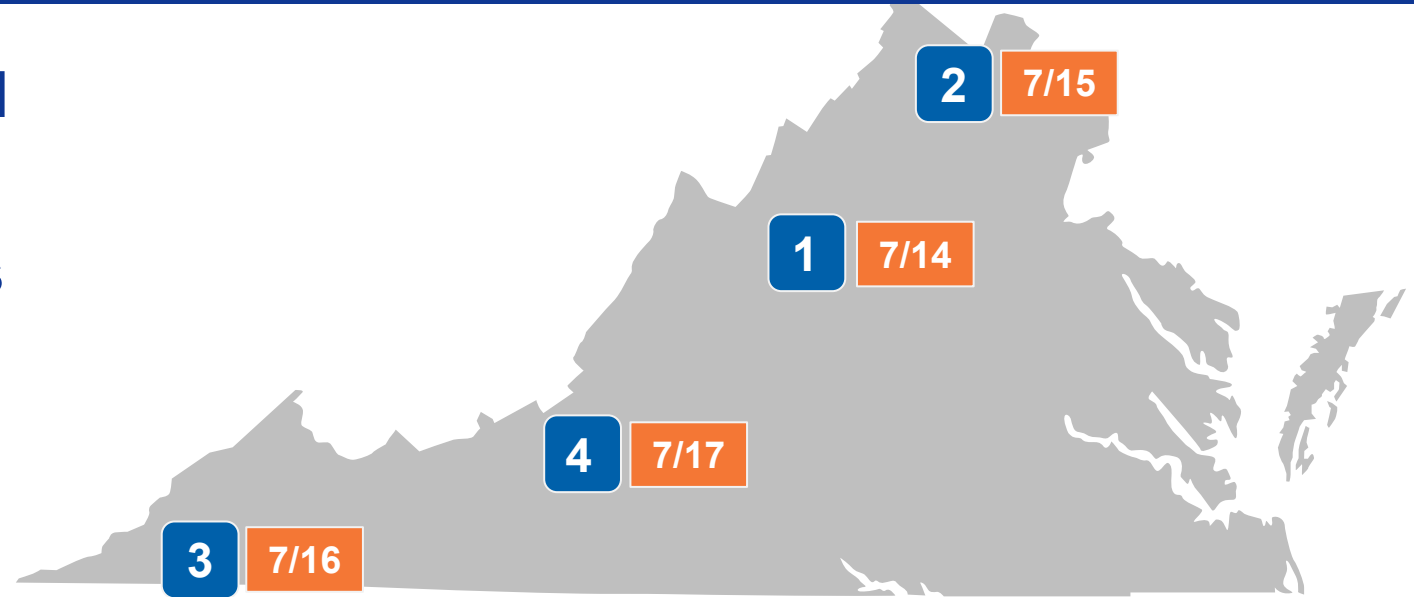
Round 1 Public Outreach Comments by District

- **Written comment themes from each District:**
 - Congestion or capacity concerns
 - Truck volumes
 - Interchange and ramp design
- **Comments on the above issues were focused in areas where there are currently programmed projects with construction activity or activity starting in the next 2-3 years**



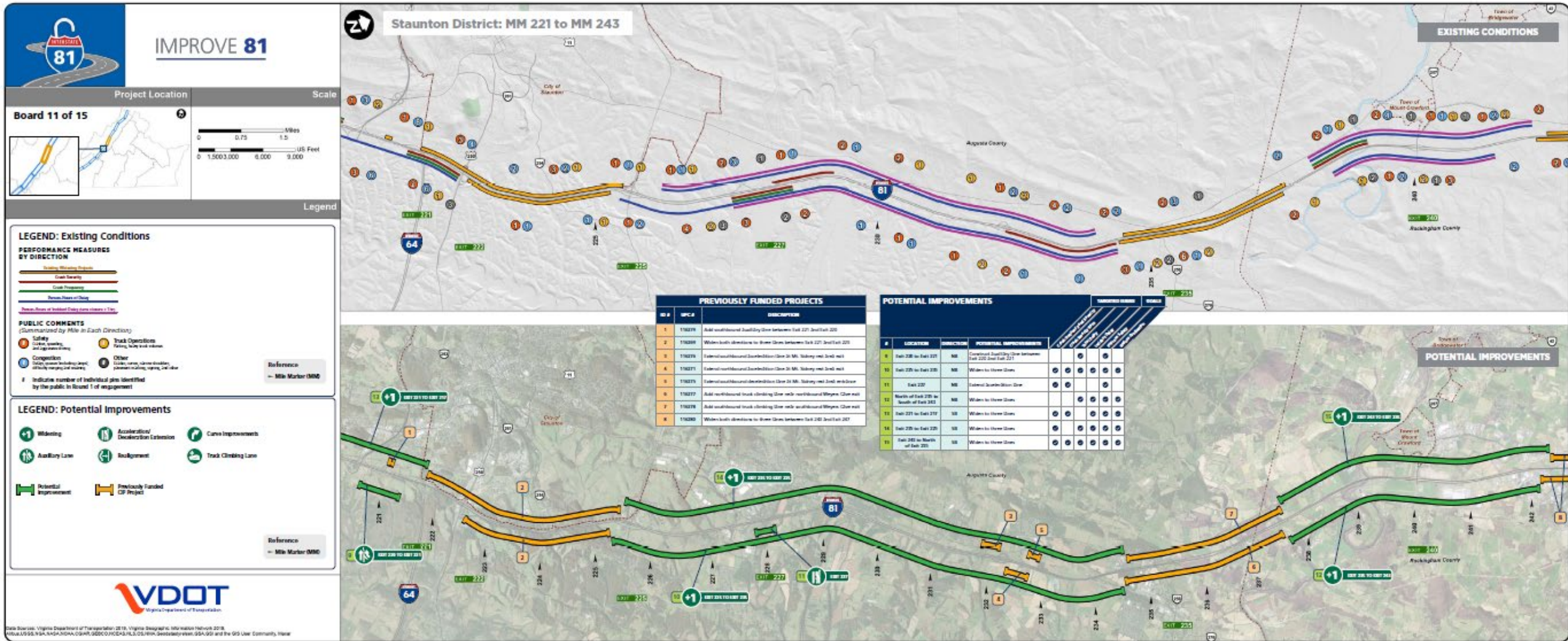
Round 2 Public Meetings- Potential Solutions

- Four in-person meetings held week of July 14th
- Maps with potential solutions driven by performance measures
 - Capital
 - Operations
- Survey to gather public comment on potential solutions
- Meeting materials and survey will be posted on-line



- 1 Staunton South- Blue Ridge Community College 5-7pm
- 2 Staunton North- Shenandoah University 4-6pm
- 3 Bristol Hilton Garden Inn (Exit 7) 5-7pm
- 4 Salem Civic Center 5-7pm

I-81 CIP Board – Draft Example



Next Steps

- **Study team will use public feedback from the July meetings to help further refine recommended solutions**
- **Fall public meetings**
 - **Present refined solutions that have been prioritized using a SMART SCALE-like process**
- **Present refined solutions to the I-81 Advisory Committee and CTB**
- **Anticipate adopting updated Corridor Improvement Plan in December**

Questions and Comments

VDOT Study Manager:

Ben Mannell, AICP

Director of Planning

VDOT Transportation and Mobility Planning Division

Ben.Mannell@VDOT.Virginia.gov

Study Website:

Improve81.org

Study Email:

VA81CorridorPlan@VDOT.Virginia.gov



I-64 Exit 211 Diverging Diamond Interchange Project

June 24, 2025

PROJECT DETAILS:

ROADWAY IMPROVEMENTS:

- Construct new two-lane bridge
- Widen and realign I-64 ramps to tie into Route 106 improvements
- Construct 10' shared-use path along length of project limits
- Additional capacity will be added along Route 106 to tie into new bridge creating a four-lane divided roadway

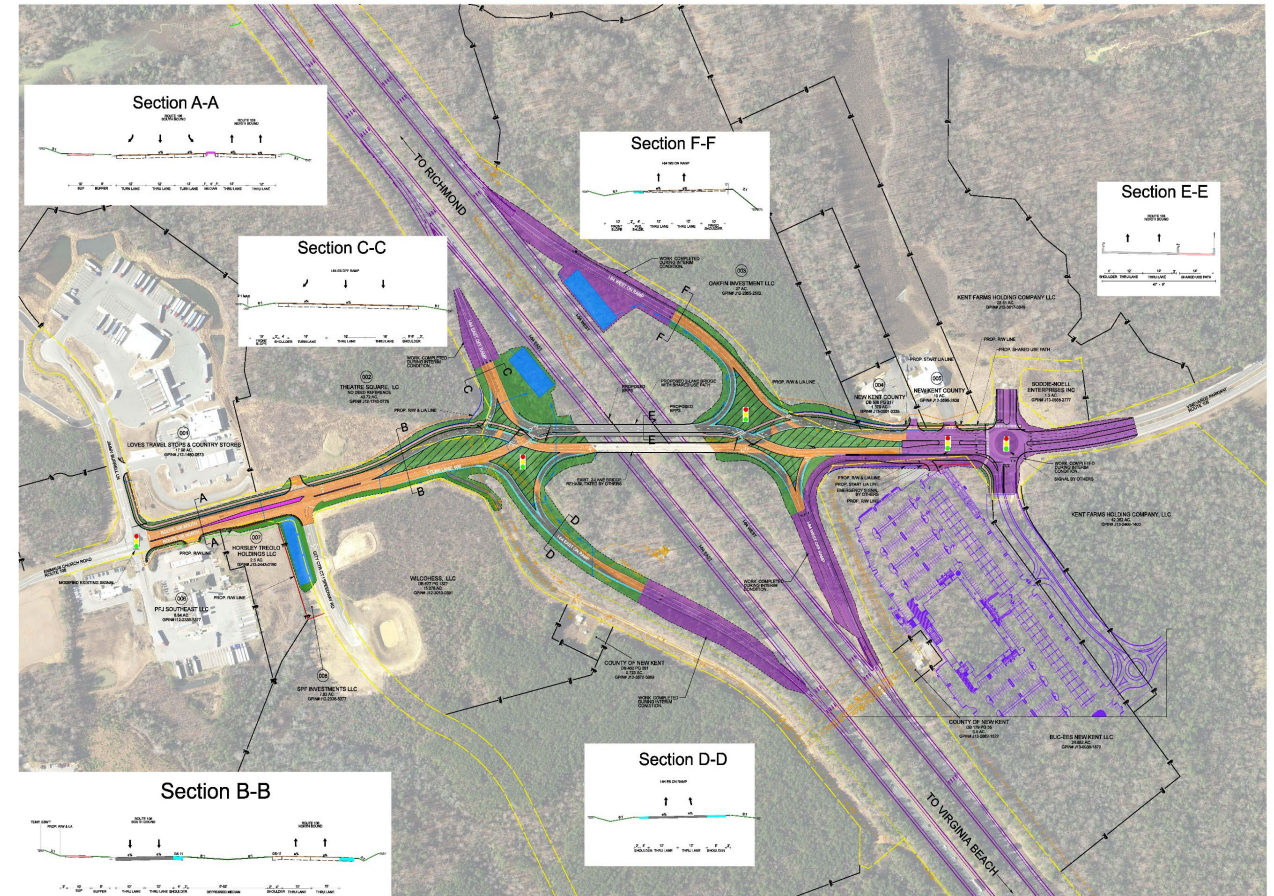
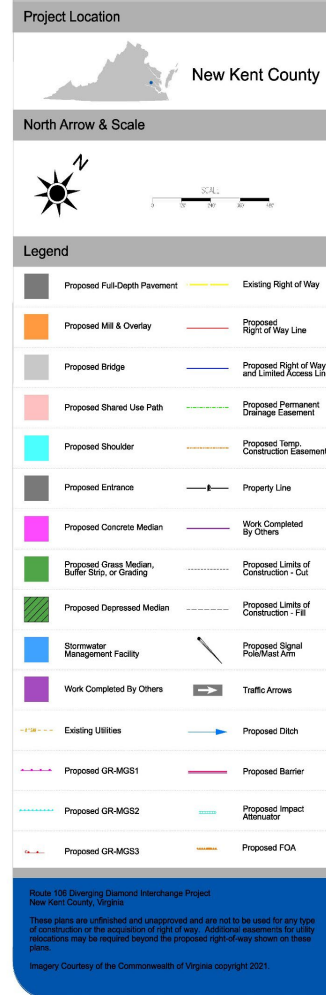
COST:

- Total Cost: \$94M

PROJECT FUNDING:*

- CVTA Regional Leverage: \$18.3M
- New Kent County Local: \$20.0M
- Smart Scale 6: \$18.2M
- Buc-ee's: \$17.5M
- TPOF: \$20.0M

I-64 Exit 211 Interchange Improvement Project New Kent County Smart Scale Application Sketch



I-64 Exit 211

Current Land Use and Economic Development Activity

New Kent City Center, Located Along Route 106 South of Exit 211 Interchange:

- Zoned Economic Opportunity
- AutoZone Distribution Warehouse Opened January 2025
- 1,420 Acreage Available for Development
- Actively working with Virginia Economic Development Authority and Hampton Roads Alliance on major developments

Farms of New Kent:

- Major single family and multi-family residential actively under development
 - 2500 total planned residential units, 882 units to close between 2025 - 2030
- Major commercial, retail, and business actively under development
 - Anticipated 224,585SF of commercial, retail to be developed between 2027 – 2030
 - Buc-ee's expected opening in 2028 is likely to attract 9M people annually based on other similar locations

New Kent City Center

Available Acreage: 1,420



New Kent City Center Active Projects

AUTOZONE

- AutoZone distribution center
- 800,000 square foot logistics building
- \$185M investment
- 352 new jobs
- Selected New Kent City Center in 2021
- Company began full operations January 2025

MATAN PROJECT

- Matan acquired 289-acres in Q3 2024
- Up to 2M square feet of industrial warehouse development
- \$250M investment

TARGET

- Distribution center
- 500 new jobs
- Site preparation underway

PROJECT COCO

- Defense manufacturing project
- 200 highly-skilled jobs
- \$1B investment

Farms of New Kent

Residential and Commercial Development

➤ Land Bay 1:

- 325 estate lots of single family detached
- 130 cottages with 100 age-restricted

➤ Land Bay 3:

- 84 Townhomes, closing between 2027 - 2030
- 53,385SF Commercial, including major grocery store
- 7,200SF Retail, including dry cleaners, fast food, Sherwin Williams

➤ Land Bay 4:

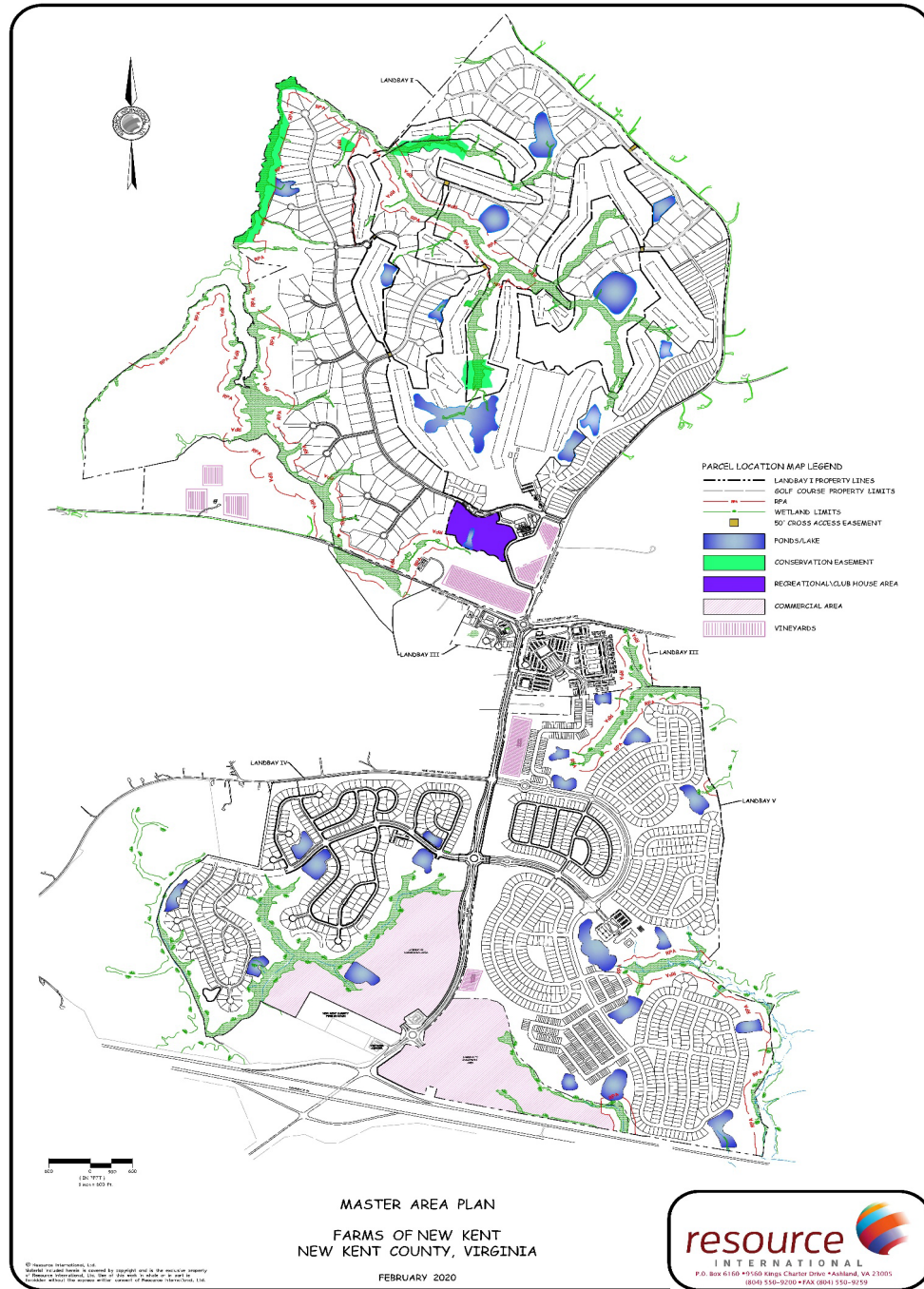
- 495 lot tract of single family detached homes, remaining 105 lots closing 2025 - 2026
- 45 Townhomes expected to advance into development in 2026

➤ Land Bay 5:

- Buc-ee's 75,000SF retail, 62,000SF fuel space including 125 gas pumps and 25 EV charging stations (projected opening 2027)
- Approximately 32,000SF Business/retail, including multiple fast food and sit-down restaurant like Panera, IHOP
- Limited Service Hotel or Extended Stay Hotel – 100 rooms
- 1320 Single family detached and attached, 693 lots closing 2025 - 2030

Farms of New Kent Residential and Commercial Development

- Approved in May 2005
- Approximately 2,500 Acres
- Will consist of up to 2,500 dwellings
- Approved for 950,000 square feet of Commercial Space





SMART SCALE PROPOSED PROJECT CANCELLATION

Route 1 at East Glebe Road Intersection Improvements (UPC 119087)
Northern Virginia District

| Kimberly Pryor, IID Director

June 24, 2025

SMART SCALE Proposed Project Cancellations

SMART SCALE Policy on Project Cancellation, December 2023

- A project that has been selected for funding through either the High Priority Projects Program or Construction District Grant Program may be cancelled only by action of the Board

Project Information

Route 1 at East Glebe Road Intersection Improvements (UPC 119087)

- Submitted by the City of Alexandria in Round 4 of SMART SCALE
 - Total Original Project Cost: \$3,112,946
 - Total SMART SCALE Request: \$3,112,946
 - Request funded with DGP funds
- Original Scope Included:
 - Intersection improvements at Route 1 and East Glebe Road to add turn lanes, upgrade signal infrastructure, and widen pedestrian facilities
- Benefits were primarily due to land use

Project Snapshot

	Original Application
Total \$	\$3.1M
SMART SCALE \$	\$3.1M (DGP)
Score	64.52
Funding Scenario	1/11
Current Expenditures	\$0

Change Since Project Selection

- **After selection, the City conducted an updated traffic analysis and determined the following**
 - **Benefits associated with the project would be limited in comparison to the significant community disruption associated with the project**
 - **Other planned infrastructure projects in the area can address concerns at this intersection**
 - **Implementing the project would require significant time and effort from City staff, which could be better directed toward higher-impact initiatives**
- **In March 2025, the City requested cancellation of the project**

Recommendation for Action

- **Approve proposed project cancellation in July 2025**
 - **Transfer all Construction District Grant funds to the Northern Virginia District Construction District Grant deallocation balance entry (UPC -21765)**







FY 2026 – 2031 Commonwealth Transportation Fund (CTF) Six-Year Financial Plan

Fiscal Year 2026 CTF and VDOT Budgets

 Laura Farmer, Chief Financial Officer

June 24, 2025

Commonwealth Transportation Fund (CTF)

Fiscal Years 2026 – 2031 Six-Year Financial Plan Overview

- ❑ The Six-Year Financial Plan (SYFP) identifies the planned funding for allocation to Highways, Rail, Transit, Ports, Aviation, DMV, and Space Flight
- ❑ The SYFP for Fiscal Years 2026 – 2031 allocates \$58.3 billion from all revenue sources
- ❑ Includes the use of \$1.5 billion of Route 58 Corridor Bonds, I-81 Financing, GARVEE Bonds and the new authorization for Special Structures Debt
- ❑ Transfers \$6.4 billion to the three regional entities for transportation improvements and \$1.0 billion in dedicated revenue for WMATA Capital Fund
- ❑ Includes \$554 million of dedicated fuel tax revenue for the I-81 Corridor Improvements
- ❑ Dedicates \$18.1 billion for Maintenance and Operations
- ❑ Provides \$16.8 billion for Construction

Approximately \$2.8 billion of Construction Funding represents Local and Regional Funding for Projects

Commonwealth Transportation Fund (CTF) Revenue Estimate

(in millions)								
State Revenue Forecast	FY 2025	FY 2026	FY 2027	FY 2028	FY 2029	FY 2030	FY 2031	2026-2031 TOTAL
Sources of Funds								
Retail Sales and Use Tax	\$ 1,418.6	\$ 1,477.0	\$ 1,534.5	\$ 1,587.3	\$ 1,655.6	\$ 1,731.4	\$ 1,795.5	\$ 9,781.3
Motor Vehicle Sales and Use Tax	1,220.5	1,240.2	1,256.4	1,271.8	1,281.0	1,295.9	1,310.2	7,655.5
Statewide Motor Fuels Tax	1,511.8	1,555.9	1,586.4	1,633.0	1,674.5	1,714.4	1,764.2	9,928.4
Aviation Fuels Tax	2.0	2.0	2.0	2.0	2.0	2.0	2.0	12.0
Road Tax	80.8	82.3	83.0	84.3	84.4	84.5	85.8	504.3
International Registration Plan	114.4	115.9	117.3	119.4	119.8	120.1	120.5	713.0
Registration Fees	218.9	222.4	220.8	222.8	223.2	226.9	230.8	1,346.9
State Insurance Premium Tax	228.7	240.4	249.4	258.7	267.8	278.0	282.6	1,576.9
Recordation Tax	52.5	63.6	74.8	85.4	92.6	93.4	94.8	504.6
Vehicle Rental Tax	42.8	43.5	44.3	43.9	44.2	45.1	46.4	267.3
Highway Use Fee	90.9	104.7	119.0	133.9	149.5	165.8	182.8	855.7
Total Commonwealth Transportation Fund	\$ 4,981.9	\$ 5,147.9	\$ 5,287.9	\$ 5,442.5	\$ 5,594.6	\$ 5,757.5	\$ 5,915.6	\$ 33,145.9

December 2024 Forecast; Rental Tax excludes share dedicated to WMATA Capital

Revenue Updates since April

- General Fund dollars dedicated to Interstate 81 Corridor Program, \$175 million
- Adjusted General Fund dollars dedicated to WMATA, allocated in FY 2026, (\$7.8 million)
- Federal revenue
 - Update FY 2026 based on full year obligation limitation for FFY 2025 available across funding provided by Federal Highway Administration, \$59.2 million total
 - Updated assumption for Federal Transit Administration over planning period, \$8.4 million/year
- Incorporation of regional participation on projects in SYIP, totaling \$851.6 million
- Exempt Permit Revenue updated based on actuals, \$0.5 million for VDOT and localities over the period

Revenue Updates since April

- Interest earnings estimates updated for Transportation Partnership Opportunity Fund (TPOF) and Virginia Transportation Infrastructure Bank (VTIB), \$529 million six-year over period
- Updates to VDOT toll facilities' revenue estimates and assumptions
 - Coleman Bridge, (\$2.9 million) in FY 2026; (\$31.0 million) FYs 2027-2031
 - 2025 Appropriation Act required that all rates, fees, tolls and other charges cease to be collected for the use of the George P. Coleman Bridge no later than January 1, 2026
 - Any remaining amount due to Toll Facility Revolving Account will not be reimbursed (estimated at \$25 – 28 million)
 - Revenue estimate and allocations for the facility have been adjusted for this change
 - Tolls will likely end in early fall 2025, final date to be determined through planning process
 - Updates to I-66 Inside the Beltway and I-64 Express Lanes over the six-year period totaling \$68 million

Commonwealth Transportation Fund Fiscal Years 2026 – 2031

Six-Year Financial Plan Estimated Revenues (in millions)

	FY 2026	FY 2027	FY 2028	FY 2029	FY 2030	FY 2031	FY 2026 - FY 2031 Total	Previous FY 2025 - FY 2030	Difference
State Transportation Revenues									
Commonwealth Transportation Fund	5,229.9	5,287.9	5,442.5	5,594.6	5,757.5	5,915.6	\$ 33,227.9	\$ 31,257.7	\$ 1,970.2
General Fund	275.7	-	-	-	-	-	275.7	315.7	(40.0)
Local & Regional Project Participation/Revenue	555.0	800.7	316.8	754.7	297.7	207.3	2,932.2	3,451.6	(519.5)
Other Fund Revenue	682.7	575.8	557.1	558.1	559.8	558.6	3,492.1	2,721.5	770.6
Total	6,743.2	6,664.5	6,316.4	6,907.3	6,615.0	6,681.4	39,927.8	37,746.5	2,181.3
Federal Revenues	1,657.2	1,501.5	1,530.0	1,559.1	1,588.7	1,618.9	9,455.4	9,720.6	(265.2)
Total Revenues	8,400.4	8,165.9	7,846.4	8,466.4	8,203.7	8,300.3	49,383.2	47,467.1	1,916.1
Other Financing Sources									
Interstate 81 Financing	-	334.2	-	266.9	-	-	601.2	568.4	32.8
GARVEE Bonds	-	100.0	-	100.0	-	100.0	300.0	-	300.0
Special Structures Bonds	-	-	66.7	148.9	180.8	141.8	538.2	-	538.2
Route 58	74.2	-	-	-	-	-	74.2	226.4	(152.2)
Total	74.2	434.2	66.7	515.8	180.8	241.8	1,513.6	794.8	718.8
Total Operating Revenues and Other Financing Sources	\$ 8,474.6	\$ 8,600.2	\$ 7,913.1	\$ 8,982.3	\$ 8,384.5	\$ 8,542.1	\$ 50,896.8	\$ 48,261.8	\$ 2,634.9
Revenue Supporting Transfer Payments									
Regional Transportation Funds	983.2	1,003.9	1,042.3	1,085.9	1,128.5	1,164.1	6,407.9	5,796.7	611.2
WMATA Capital Fund Revenue	154.4	162.1	169.6	175.2	177.1	179.6	1,018.1	837.5	180.6
Grand Total	\$ 9,612.1	\$ 9,766.2	\$ 9,125.1	\$ 10,243.4	\$ 9,690.1	\$ 9,885.8	\$ 58,322.7	\$ 54,896.1	\$ 3,426.7

Commonwealth Transportation Fund Fiscal Years 2026 – 2031

Six-Year Financial Plan Estimated Allocations (in millions)

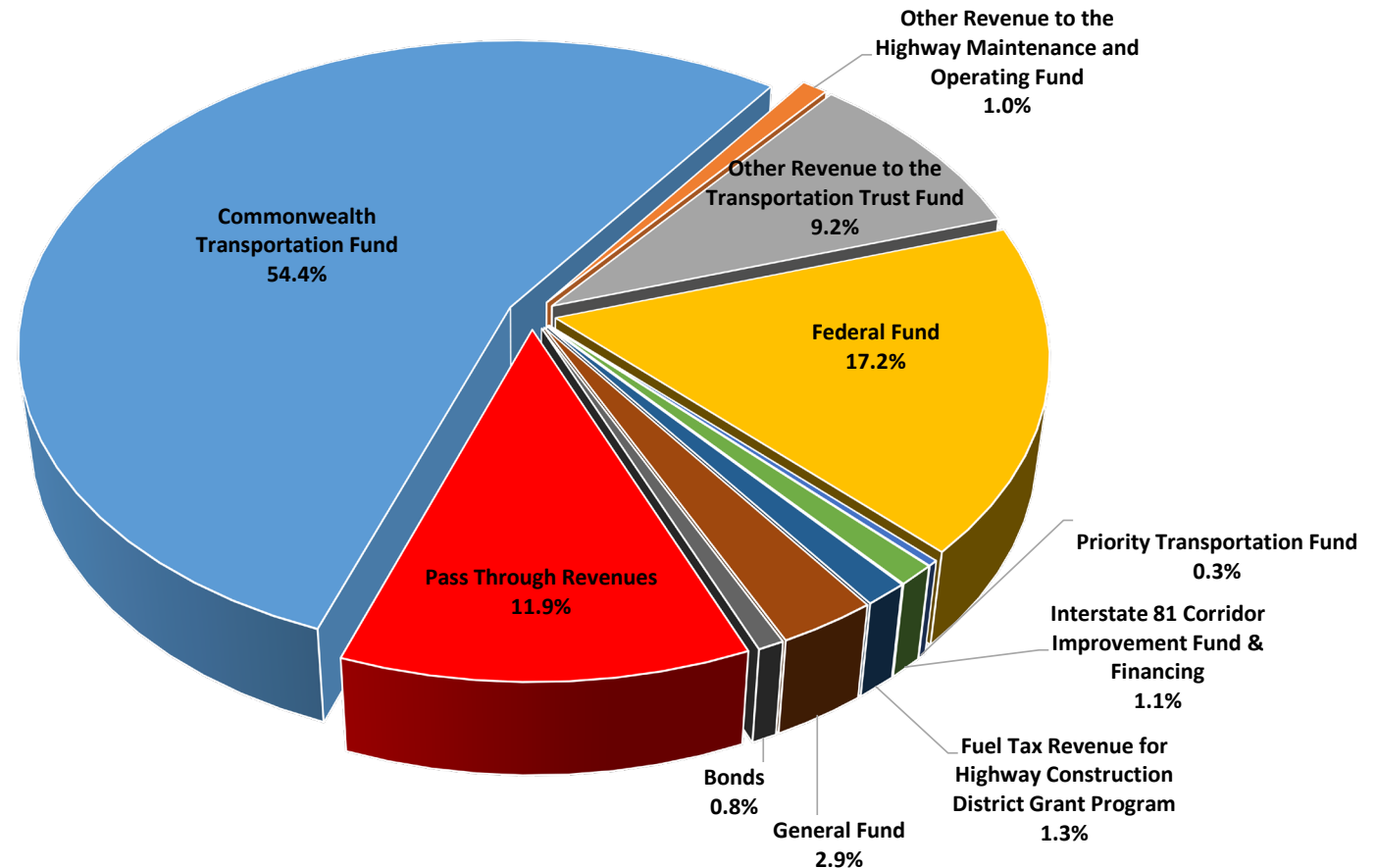
	FY 2026	FY 2027	FY 2028	FY 2029	FY 2030	FY 2031	FY 2026-2031 Total	2025-2030 SYFP	Difference
Debt Service	\$ 435.7	\$ 438.3	\$ 427.4	\$ 420.0	\$ 455.3	\$ 477.0	\$ 2,653.8	\$ 2,427.4	\$ 226.4
Other Agencies & Transfers	54.1	54.1	54.1	54.1	54.1	54.1	324.6	334.1	(9.5)
Maintenance & Operations	3,029.1	2,885.8	2,951.5	3,017.4	3,084.8	3,153.4	18,122.1	16,495.9	1,626.2
Administration & Other Programs	639.5	633.2	650.7	661.7	672.9	684.4	3,942.4	3,761.6	180.8
Toll Programs	149.5	123.7	113.1	114.3	115.5	116.8	732.8	780.8	(48.0)
Special Structures	90.0	92.3	161.4	241.3	265.2	216.0	1,066.1	554.0	512.1
Public Transportation	707.2	715.6	714.7	732.0	759.0	767.5	4,396.0	4,190.5	205.5
Virginia Passenger Rail Authority	224.2	221.6	230.3	234.8	224.6	228.2	1,363.6	1,383.3	(19.7)
DRPT Rail Assistance	16.5	16.6	16.9	17.2	17.7	18.0	102.9	97.5	5.4
DRPT Administration	19.9	20.1	20.7	21.4	22.1	22.7	127.0	126.4	0.5
Commonwealth Port Fund	64.0	64.7	66.6	68.4	70.5	72.4	406.6	374.7	31.9
Commonwealth Aviation Fund	38.6	39.0	40.2	41.3	42.5	43.7	245.3	225.4	19.9
Commonwealth Space Flight Fund	24.7	25.0	25.7	26.5	27.3	28.1	157.3	147.5	9.7
Department of Motor Vehicles	24.7	25.0	25.7	26.4	27.3	28.1	157.1	147.5	9.6
Construction	2,836.9	3,205.2	2,374.2	3,265.6	2,505.6	2,591.6	16,779.1	16,978.2	(199.1)
Total Operating Programs	\$ 8,354.6	\$ 8,560.2	\$ 7,873.1	\$ 8,942.3	\$ 8,344.5	\$ 8,502.1	\$ 50,576.8	\$ 48,024.8	\$ 2,551.9
Pass Through Programs									
WMATA Capital Fund/General Fund	251.1	182.1	189.6	195.2	197.1	199.6	1,214.8	957.5	257.3
Central Virginia Transportation Fund	245.4	241.9	249.8	259.3	269.6	277.2	1,543.2	1,370.4	172.8
Northern Virginia Transportation Authority Fund	446.4	460.0	480.7	503.1	522.8	540.0	2,953.0	2,629.0	324.0
Hampton Roads Regional Transit Fund	33.7	36.6	37.0	37.2	37.4	37.6	219.5	236.8	(17.3)
Hampton Roads Transportation Fund	281.0	285.4	294.8	306.3	318.7	329.3	1,815.5	1,677.5	138.0
Subtotal	1,257.6	1,206.0	1,251.9	1,301.1	1,345.6	1,383.7	7,746.0	6,871.2	874.8
Total	\$ 9,612.1	\$ 9,766.2	\$ 9,125.1	\$ 10,243.4	\$ 9,690.1	\$ 9,885.8	\$ 58,322.7	\$ 54,896.1	\$ 3,426.7

Commonwealth Transportation Fund

FY 2026 Budget

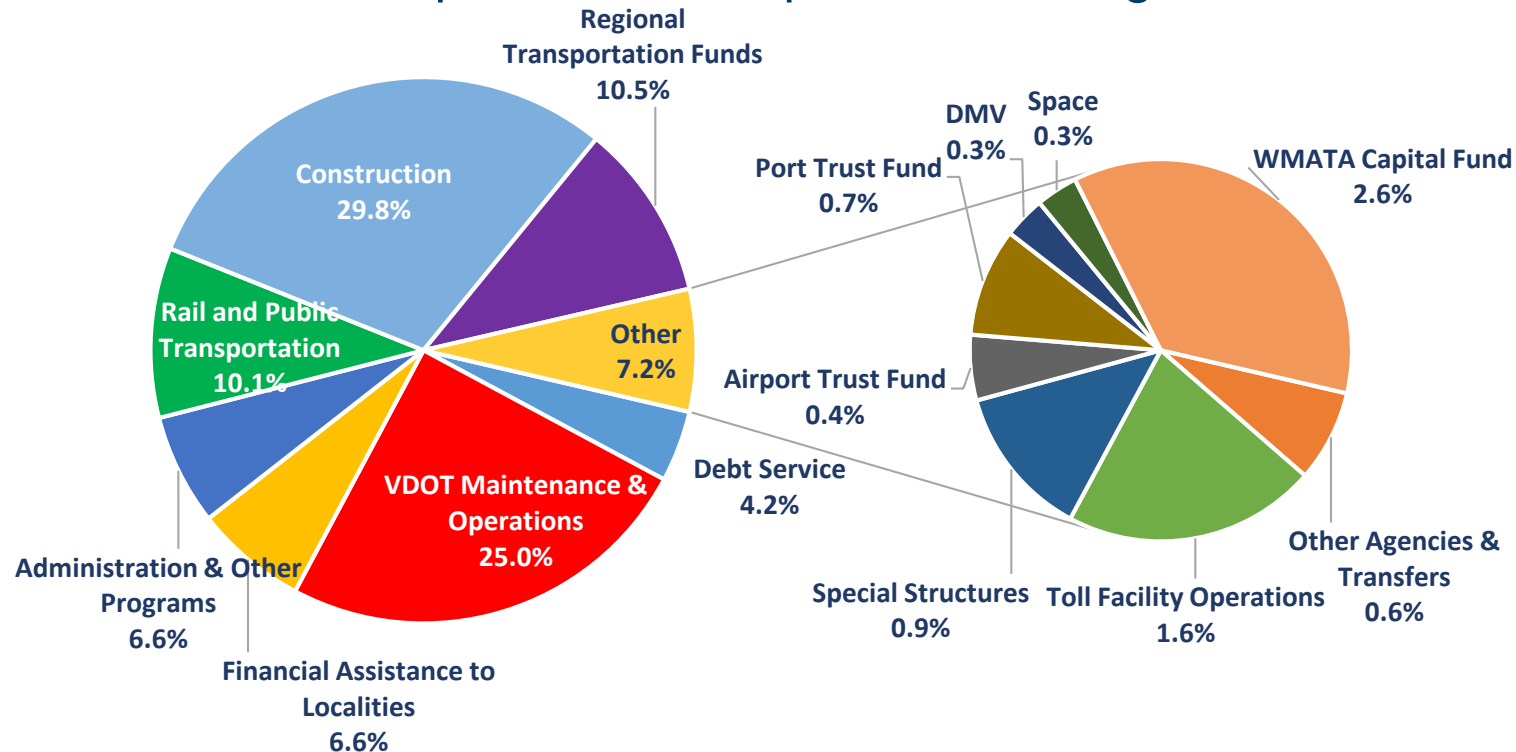
Revenue (in millions)	Total Estimate
Commonwealth Transportation Fund	\$ 5,229.9
Other Revenue to the Highway Maintenance and Operating Fund	92.3
Other Revenue to the Transportation Trust Fund	884.6
Federal Fund	1,656.8
Priority Transportation Fund	29.0
Interstate 81 Corridor Improvement Fund & Financing	106.5
Fuel Tax Revenue for Highway Construction District Grant Program	122.3
General Fund	275.7
Bonds	74.2
Total Operating Revenues	\$ 8,471.3
Pass Through Revenues	
WMATA Capital Fund	154.4
Central Virginia Transportation Fund	245.4
Northern Virginia Transportation Authority Fund	426.4
Hampton Roads Transportation Fund	281.0
Hampton Roads Regional Transit Fund	33.7
Subtotal	\$ 1,140.9
Total	\$ 9,612.1

CTF Revenues total \$9.6 billion, a decrease of 4.3 percent from the FY 2025 CTF Budget



FY 2026 Recommended Allocations

- Highway Maintenance, including VDOT-maintained and Locality Maintained, represents 32 percent of budget
- Highway Construction represents 30 percent of the total with support of regional / local funding
- Funding for Rail and Public Transportation is 10 percent of budget



FY 2026 VDOT Budget Highlights

Recommended budget totals \$7.3 billion net of regional programs; grand total of \$8.3 billion

The Highway Maintenance and Operating Fund (HMOF) has an expected deficit of \$816.9 million which will be filled with \$284.2 million of federal funds and the crossover of \$532.6 million of state funds from the Construction Fund.

Highway Maintenance & Operating Fund (HMOF) Deficit (Crossover)

(in millions)	FY 2022	FY 2023*	FY 2024	Revised FY 2025	FY 2026
Federal Funding Provided to VDOT Maintenance & Operations Program	\$362.4	\$528.4	\$282.1	\$318.8	\$284.2
State Crossover (Transfer from Construction Share of TTF to HMOF)	108.7	70.0	363.0	526.8	532.6
TOTAL	\$471.1	\$598.4	\$645.1	\$845.6	\$816.9

** FY 2023 Federal Funding adjusted for IIJA Implementation.*

FY 2026 VDOT Recommended Allocations

	(in millions)		
	Original FY 2025	Recommended FY 2026	Increase (Decrease)
VDOT Programs			
Environmental Monitoring and Evaluation (514)	\$ 21.3	\$ 32.0	\$ 10.7
Ground Transportation Planning and Research (602)	153.3	108.6	(44.7)
Highway Construction Programs (603)	3,719.8	2,897.0	(822.7)
Highway System Maintenance (604)	2,253.2	2,398.3	145.1
Commonwealth Toll Facilities (606)	193.7	149.5	(44.2)
Financial Assistance to Localities (607)			
VDOT Programs	636.7	656.6	19.9
Regional Programs	881.8	1,025.7	143.9
Non-Toll Supported Transportation Debt Service (612)	370.2	405.8	35.6
Special Structures (614)	87.7	90.0	2.3
Administrative and Support Services (699)	373.7	383.7	10.0
VDOT Capital Outlay (998)	40.0	40.0	-
Total VDOT Programs	\$ 8,731.4	\$ 8,187.2	\$ (544.2)
Support to Other State Agencies	54.1	54.1	(0.0)
Support to DRPT Programs & Virginia Passenger Rail Authority	85.3	86.2	0.9
TOTAL	\$ 8,870.8	\$ 8,327.5	\$ (543.3)
TOTAL OPERATING BUDGET (Net Regional Programs)	\$ 7,988.9	\$ 7,301.8	\$ (687.2)

Next Steps

CTB to consider FY 2025 CTF, VDOT and DRPT Budgets during Action Meeting



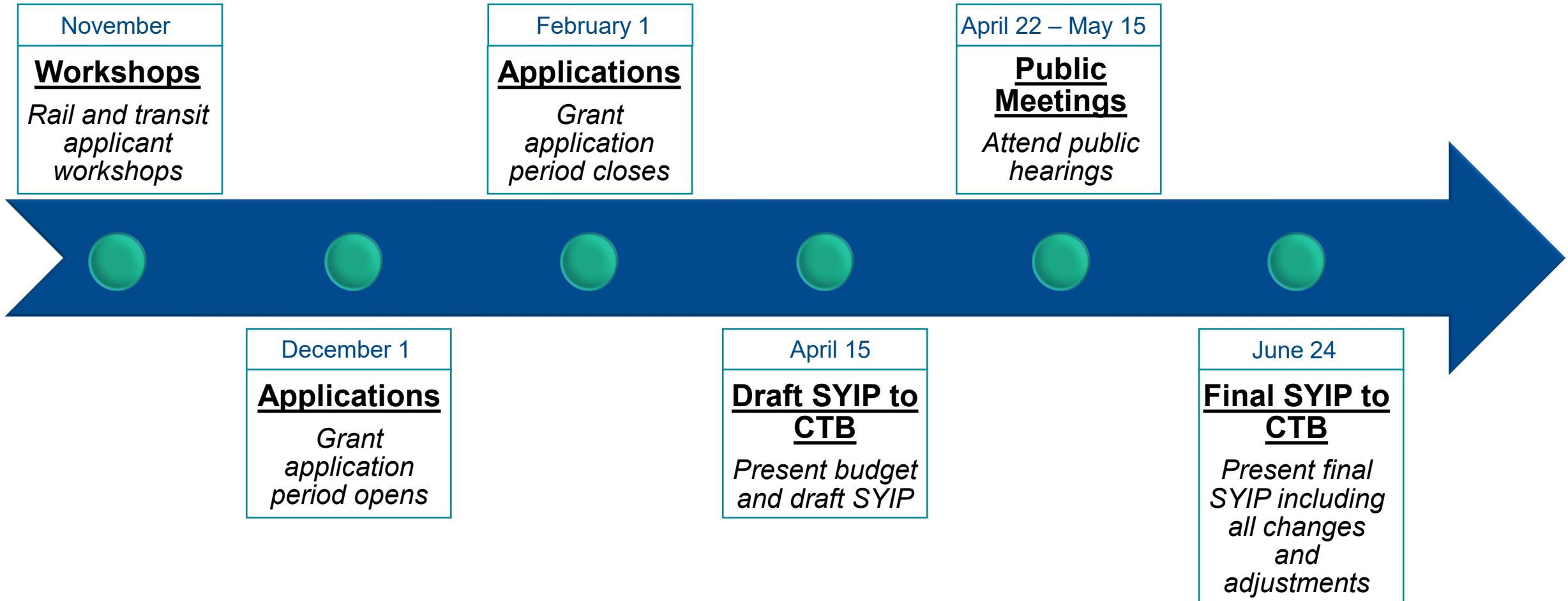
FY 2026 Budget & Six Year Improvement Program

Commonwealth Transportation Board
June 24, 2025

Deanna Oware, Chief Financial Officer



FY2026-FY2031 Six Year Improvement Program Timeline



Reasons for Updating the Draft SYIP

- The Final SYIP takes into account the impact of the amended Budget Bill – HB1600, Chapter 725.
- The Budget Bill for the FY24-26 biennium provided WMATA with a General Fund allocation of \$60.2M in FY2025 and \$84.5M in FY2026, for a total biennial appropriation of \$144.7M. The amended Bill, Chapter 725, reduced the biennial appropriation to \$136.9M, \$77.2M of which is expected to be disbursed in FY2026.
- Full Federal Apportionment tables were made available between the draft and final SYIP, impacting FTA revenue and allocations.
- Smaller project and program adjustments are made between draft and final SYIP.
- Updated CMAQ and RSTP numbers became available from MPOs, impacting FHWA and TTF allocations.

Transit FY2026-FY2031 Allocations Draft vs. Final (\$ in millions)

	DRAFT FY2026- FY2031	FINAL FY2026- FY2031	Difference	Explanation
Commonwealth Mass Transit Allocations				
Statewide Operating Assistance (MERIT)*	778.0	778.0	-	
Statewide Capital Assistance (MERIT)	544.7	544.4	-0.3	Funding source changed to Federal
Special Programs (MERIT)	83.4	83.9	0.5	Project budget modified
Transit Ridership Incentive Program (TRIP)	199.3	199.8	0.5	Projects added and removed
WMATA Assistance**	1,472.6	1,549.8	77.2	FY2026 General Fund added
WMATA PRIIA***	300.0	300.0	-	
Virginia Railway Express	110.4	110.4	-	
Other-Off The Top	48.6	48.6	-	
Total Commonwealth Mass Transit Fund	3,537.0	3,614.9	77.9	

*MERIT: Making Efficient & Responsible Investments in Transit

** WMATA Assistance includes Commonwealth Mass Transit Fund and General Fund

***Passenger Rail Investment and Improvement Act of 2008. Established a \$50M per year for WMATA.

Transit FY2026-FY2031 Allocations Draft vs. Final (\$ in millions)

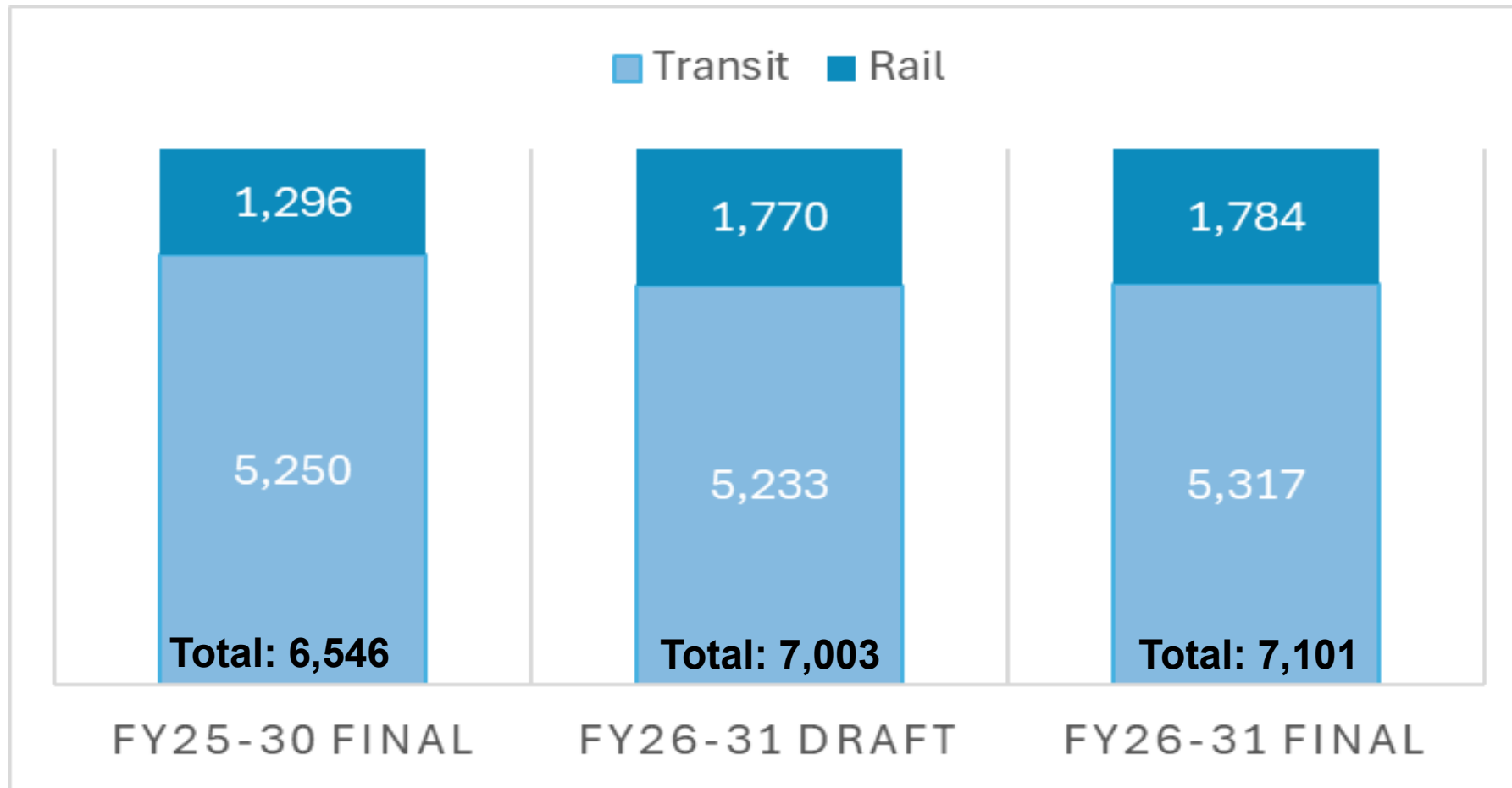
	DRAFT FY2026- FY2031	FINAL FY2026- FY2031	Difference	Explanation
Other Public Transit Investments				
I-395 Tolls	111.1	111.1	-	
I-66 Outside the Beltway	76.6	79.6	3.0	Projects added
WMATA Dedicated Capital Fund	927.0	927.0	-	
State Match (TTF for FHWA Transit Projects)	33.0	33.6	0.6	Updated info from MPOs
Local Funds	5.6	5.6	-	
FTA Grants	410.3	410.7	0.4	Funding source changed
CMAQ/RSTP/CRP (FHWA Transit Projects)	132.7	134.6	1.9	Updated info from MPOs
Total Public Transit Investments	5,233.3	5,317.1	83.8	

Rail FY2026 – FY2031 Allocations Draft vs. Final (\$ in millions)

Program	DRAFT FY2026-2031	FINAL FY2026-2031	Difference	Explanation
Rail Preservation	32.6	32.6	-	
CRF: FREIGHT and Rail Planning	30.6	30.6	-	
FRA Discretionary (CID) Grant	.5	.5	-	
Total DRPT Rail Allocations	63.7	63.7	-	
VPRA Transforming Rail in Virginia	1,706.5	1,720.0	13.5	Increase in I-66 ITB funding
Total Rail Allocations	1,770.2	1,783.7	13.5	

Total SYIP, Previous Year vs. FY2026-2031 Draft vs. Final

(\$ in millions)



FY2026 Agency Budget Overview

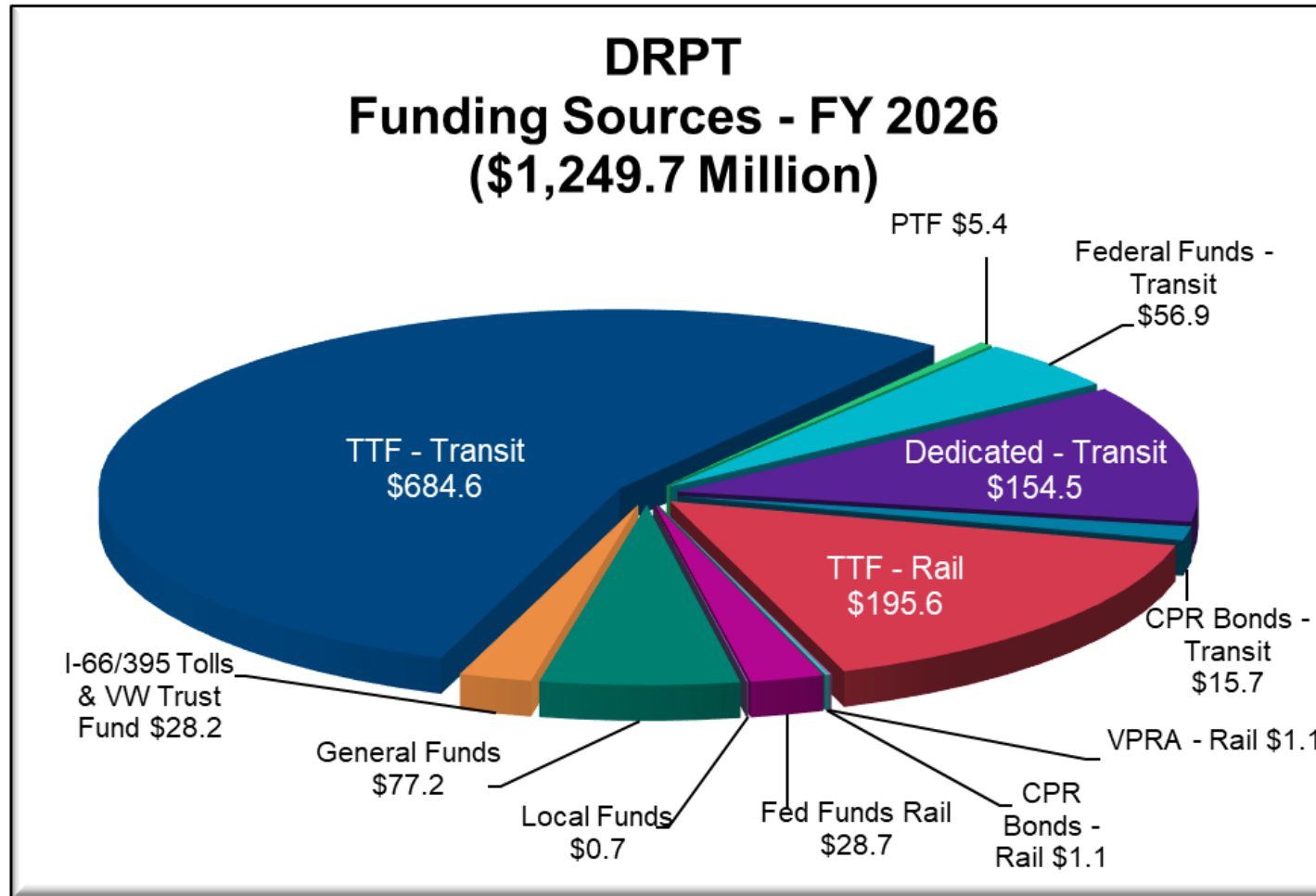
- In FY26, DRPT plans on investing \$1,249.7M in state, federal, and local resources towards improving public transportation and rail capacity across the Commonwealth of Virginia.
- Transit budget for FY26 is \$1,003.9M.
 - This is \$11.1M less than draft FY26 budget.
 - Decrease due to fewer planned capital expenditures in the updated projection and \$7.8M less in General Fund distribution for WMATA.
- FY26 budget for Rail is \$33.6M - no change from draft budget.
- VPRA receives 93% of revenue from the Commonwealth Rail Fund – no change from draft budget.
- DRPT using 3.7% of budget for program management, administration, and program compliance – Appropriations Act allows up to 5% from RPF, CRF, and CMTF.

DRPT Draft vs. Final Budget FY2026

(\$ in millions)

Program	DRAFT FY2026	FINAL FY2026	Difference	Explanation
Transit Programs	1,015.0	1,003.9	-11.1	Reduced GF and fewer capital expenditures
Rail Programs	33.6	33.6	-	
Agency Operating/Admin Budget	19.9	19.9	-	
Virginia Passenger Rail Authority	192.3	192.3	-	
Total	1,260.8	1,249.7	-11.1	

FY26 Funding Sources



Next Steps

- Once CTB acts on the FY2026-2031 SYIP, the SYIP will be accessible on DRPT's Website: <https://drpt.virginia.gov/data/fy26-syip/>

QUESTIONS?

Commonwealth Transportation Board
FY 2026 Rail and Public Transportation Six Year Improvement Program
Table of Contents

FY 2026 Projection of Allocations

Fund Summary - Estimated Revenues, Carryovers, and Adjustments

Reconciliation of Allocations to Revenues

Transit Construction Summary by District

Transit FY26 Allocations by District Detail:

Bristol District

Culpeper District

Fredericksburg District

Hampton Roads District

Lynchburg District

Northern Virginia District

Richmond District

Salem District

Staunton District

Multi-District

Transit Multi-Year Capital and TRIP

FTA 5307

CMAQ, RSTP, and CRP Projects Funding

Rail Funding Allocations Breakdown:

Rail Preservation Fund (RPF)

Commonwealth Rail Fund (CRF): FREIGHT Program and Rail Planning

Rail Summary

Transforming Rail in Virginia (VPRA)

Appendix A - Commuter Choice (I-395/I-95)

Commonwealth Transportation Board

FY 2026 Rail and Public Transportation

Projection of Allocations

	FY26	FY27	FY28	FY29	FY30	FY31	Total
Operating Assistance	\$ 127,252,318	\$ 122,097,341	\$ 126,008,496	\$ 129,852,603	\$ 134,397,216	\$ 138,412,925	\$ 778,020,899
Operating Assistance - I-95 HOT Lanes	1,027,699	2,172,777	2,237,962	2,304,102	2,304,102	2,304,102	12,350,744
Capital Assistance - I-95 HOT Lanes	-	3,000,000	3,000,000	3,000,000	3,000,000	3,000,000	15,000,000
Capital Assistance	80,112,342	81,679,388	81,169,563	86,875,381	86,608,775	96,041,622	512,487,070
Capital Assistance - Multi Year/Other Projects	12,736,300	3,041,215	6,264,903	3,226,425	6,646,436	-	31,915,280
WMATA Allocation	237,432,772	231,735,766	239,158,986	246,454,940	255,080,430	262,702,082	1,472,564,976
Dedicated Funds - WMATA	154,500,000	154,500,000	154,500,000	154,500,000	154,500,000	154,500,000	927,000,000
WMATA General Funds	77,200,000	-	-	-	-	-	77,200,000
VRE Allocation	17,399,576	17,442,477	18,001,213	18,550,372	19,199,602	19,773,275	110,366,515
Special Projects, CAP Projects	17,529,498	12,458,913	12,858,010	13,250,265	13,714,001	14,123,768	83,934,455
Paratransit Assistance Program	2,402,002	1,500,000	1,500,000	1,500,000	1,500,000	1,500,000	9,902,002
State Safety Oversight	1,347,654	2,000,000	2,000,000	2,000,000	2,000,000	2,000,000	11,347,654
PRIIA Match	50,000,000	50,000,000	50,000,000	50,000,000	50,000,000	50,000,000	300,000,000
Local Funds	436,044	964,000	992,000	1,022,000	1,053,000	1,084,000	5,551,044
Transit Ridership Incentive Program	25,282,141	17,016,478	21,219,554	24,754,934	32,441,246	33,497,043	154,211,395
Transit Ridership Incentive Program - Multi Year	15,115,889	12,884,910	9,639,670	7,045,704	472,358	400,000	45,558,532
FTA State Administered Program Funds	75,680,528	67,007,581	67,007,581	67,007,581	67,007,581	67,007,581	410,718,433
Congestion Mitigation Air Quality (CMAQ)	12,372,260	12,874,378	10,168,592	9,687,369	15,220,413	14,300,658	74,623,669
Regional Surface Transportation Program (RSTP)	8,703,226	6,736,054	13,431,634	13,688,562	12,934,474	4,000,000	59,493,952
Carbon Reduction Program (CRP)	146,098	11,359	168,633	172,006	16,379	-	514,475
State Match from Transportation Trust Fund (TTF)	5,305,396	4,905,448	5,942,215	5,886,984	7,042,817	4,575,164	33,658,024
I-395 Toll Funds	17,395,401	17,830,286	18,276,043	18,732,945	19,201,268	19,681,300	111,117,243
I-66 Outside the Beltway Toll Funds	3,554,324	11,000,000	12,000,000	15,000,000	18,000,000	20,000,000	79,554,324
Total Public Transportation Allocation	\$ 942,931,468	\$ 832,858,372	\$ 855,545,055	\$ 874,512,173	\$ 902,340,098	\$ 908,903,520	\$ 5,317,090,686
Rail Preservation Fund	\$ 9,230,697	\$ 9,279,596	\$ 8,187,879	\$ 2,755,427	\$ 2,230,077	\$ 945,000	\$ 32,628,676
Commonwealth Rail Fund (CRF): FREIGHT and Rail Planning	10,581,181	6,604,492	7,725,000	1,875,000	1,875,000	1,875,000	30,535,673
FRA Discretionary (CID) Grant	500,000	-	-	-	-	-	500,000
Total DRPT Rail Allocation	\$ 20,311,878	\$ 15,884,088	\$ 15,912,879	\$ 4,630,427	\$ 4,105,077	\$ 2,820,000	\$ 63,664,349
Total DRPT Public Transportation and Rail Allocation	\$ 963,243,346	\$ 848,742,460	\$ 871,457,934	\$ 879,142,600	\$ 906,445,175	\$ 911,723,520	\$ 5,380,755,035
VPRA Transforming Rail in Virginia	\$ 245,273,172	\$ 690,976,594	\$ 58,044,057	\$ 50,400,000	\$ 34,200,000	\$ -	\$ 1,719,958,889
Total Allocations	\$ 1,208,516,518	\$ 1,539,719,054	\$ 929,501,991	\$ 929,542,600	\$ 940,645,175	\$ 911,723,520	\$ 7,100,713,924

Commonwealth Transportation Board

FY 2026 Rail and Public Transportation Improvement Program

Estimated Revenues, Carryovers, and Adjustments

Transit Estimated Revenues and Adjustments

CTF Estimated Revenue for Mass Transit Account	\$ 567,731,111
CTF Estimated Interest for Mass Transit Account	3,000,000
I-395 Toll Revenue	17,395,401
I-66 Outside the Beltway Toll Revenue	11,000,000
Adjustment for DRPT Project Management (3.7%)	<u>(19,267,052)</u>
	\$ 579,859,460

Distribution of Transit Revenues (Adjusted)

Washington Metropolitan Area Transit Authority (WMATA)	\$ 231,165,792
Virginia Railway Express	17,399,576
Operating Assistance	121,797,031
Operating Assistance (I-95 Transit Operating Costs)	1,300,000
Mass Transit Revenues / Federal Match	50,000,000
Capital Assistance	84,512,226
Special Projects	12,428,269
Transit Ridership Incentive Program (TRIP)	29,827,845
I-395 Tolls	17,395,401
I-66 Outside the Beltway Tolls	11,000,000
State Safety Oversight	1,533,320
Paratransit Assistance	1,500,000
	\$ 579,859,460

Other Transit State and Local Funds

Dedicated Funding for WMATA	\$ 154,500,000
General Funds for WMATA	77,200,000
Carryover for WMATA	6,266,980
Carryover for Operating and Capital Reserve	10,000,000
Carryover for Transit Operating Program	5,455,287
Carryover for Transit Capital Program	11,868,073
Carryover for Paratransit Program	1,735,835
Carryover for Transit Bonds	1,349,579
Carryover for Special Program	9,177,752
Carryover for TRIP	31,837,646
Carryover for I-66 Tolls Outside the Beltway	32,719,390
Local Funds	436,044
State Transportation Trust Fund (TTF) / Other State	5,305,396
	\$ 347,851,982

Rail Funds

Commonwealth Rail Fund	\$ 12,959,780
Highway Construction Funds for Rail Preservation Fund	4,150,000
Adjustment for DRPT Project Management (3.7%)	(633,062)
Carryover for Commonwealth Rail Fund	3,927,115
Carryover for Rail Preservation Fund	1,942,933
Carryover for Rail Bonds	35,172
	\$ 22,381,938

Federal Funds

Federal Transit Administration Formula Apportionment (FFY25)	\$ 67,631,100
Federal Transit Administration Formula Carryover and Deobligations	18,263,704
Congestion Mitigation Air Quality (CMAQ)	12,372,260
Regional Surface Transportation Program (RSTP)	8,703,226
Carbon Reduction Program (CRP)	146,098
Federal Railroad Administration Discretionary (CID Grant)	500,000
	107,616,388

Total FY 2026 Estimated Revenues, Carryovers, and Adjustments

\$ 1,057,709,768

Commonwealth Transportation Board
FY 2026 Rail and Public Transportation Improvement Program

Reconciliation of Allocations to Revenues

Total Rail and Public Transportation Allocations	\$	963,243,346
Operating and Capital Reserve	\$	10,000,000
I-95 Operating Unobligated		272,301
Capital Unobligated		4,881,236
Special Unobligated		4,076,523
Paratransit Unobligated		833,833
State Safety Oversight Unobligated		185,666
TRIP Funds Unobligated		21,267,461
I-66 Unobligated		40,165,066
FTA Funds Unobligated		10,214,276
Transit Unobligated	\$	91,896,362
Rail Preservation Fund Unobligated	\$	-
Commonwealth Rail Fund: FREIGHT and Rail Planning Unobligated		2,570,060
Rail Unobligated	\$	2,570,060
Total Current Year Revenues and Carryovers	\$	1,057,709,768

Public Transportation FY26 Grants By Construction District Summaries

Operating Funding*	Project Cost	State Funds	DRPT Federal Funds	Match
Bristol	\$ 10,214,931	\$ 2,091,877	\$ 4,083,621	\$ 4,039,433
Culpeper	3,693,988	3,569,206	110,917	13,865
Fredericksburg	1,316,483	1,101,214	191,350	23,919
Hampton Roads	34,280,074	28,027,186	3,574,699	2,678,189
Lynchburg	8,042,728	2,678,804	2,736,976	2,626,948
Northern Virginia	61,661,078	60,026,804	1,452,688	181,586
Richmond	21,093,809	20,277,443	725,659	90,707
Salem	12,779,667	7,726,230	2,654,252	2,399,185
Staunton	4,609,660	3,397,151	727,377	485,132
Multi-District	26,867,160	5,023,714	11,539,031	10,304,415
Total:	\$ 184,559,578	\$ 133,919,629	\$ 27,796,570	\$ 22,843,379

* Includes 5303/5304 Planning, I-95 Operating and I-66 Operating

Capital Projects**	Project Cost	State Funds	DRPT Federal Funds	Match
Bristol	\$ 2,725,772	\$ 1,582,996	\$ 617,546	\$ 525,230
Culpeper	5,350,000	3,638,000	1,498,000	214,000
Fredericksburg	575,123	303,425	255,998	15,700
Hampton Roads	36,939,889	18,480,710	10,000,276	8,458,903
Lynchburg	5,279,031	3,589,741	789,353	899,937
Northern Virginia	258,244,819	86,129,250	11,719,906	160,395,663
Richmond	26,899,595	18,291,725	-	8,607,870
Salem	10,004,068	6,802,766	2,801,139	400,163
Staunton	6,599,631	2,169,263	404,197	4,026,171
Multi-District	10,538,475	7,166,163	2,950,773	421,539
Total:	\$ 363,156,403	\$ 148,154,039	\$ 31,037,188	\$ 183,965,176

** Includes CMAQ and RSTP and I-66 Capital Projects. See the Multiyear Page and the CMAQ/RSTP page for FY 27-31 Funding

Human Service Projects (5310)	Project Cost	State Funds	DRPT Federal Funds	Match
Bristol	\$ -	\$ -	\$ -	\$ -
Culpeper	1,600,056	250,684	1,262,727	86,645
Fredericksburg	975,274	204,363	679,235	91,676
Hampton Roads	6,432,551	447,066	4,962,863	1,022,622
Lynchburg	350,000	140,000	175,000	35,000
Northern Virginia	-	-	-	-
Richmond	2,896,301	528,980	2,180,614	186,707
Salem	2,570,399	534,855	1,823,445	212,099
Staunton	927,854	296,053	539,016	92,785
Multi-District	-	-	-	-
Total:	\$ 15,752,435	\$ 2,402,001	\$ 11,622,900	\$ 1,727,534

CAP Programs	Project Cost	State Funds	DRPT Federal Funds	Match
Bristol	\$ -	\$ -	\$ -	\$ -
Culpeper	373,763	299,010	-	74,753
Fredericksburg	767,722	614,178	-	153,544
Hampton Roads	140,350	112,280	-	28,070
Lynchburg	64,000	51,200	-	12,800
Northern Virginia	2,832,730	2,266,184	-	566,546
Richmond	-	-	-	-
Salem	410,139	328,111	-	82,028
Staunton	526,585	421,268	-	105,317
Multi-District	2,567,500	1,982,150	519,750	65,600
Total:	\$ 7,682,789	\$ 6,074,381	\$ 519,750	\$ 1,088,658

Special Projects and TRIP***	Project Cost	State Funds	DRPT Federal Funds	Match
Bristol	\$ 273,000	\$ 190,400	\$ -	\$ 82,600
Culpeper	251,041	125,521	-	125,520
Fredericksburg	184,000	98,120	-	85,880
Hampton Roads	19,196,306	8,692,837	-	10,503,469
Lynchburg	1,356,538	464,844	-	891,694
Northern Virginia	263,488,593	18,532,083	-	244,956,510
Richmond	22,621,911	15,905,646	-	6,716,265
Salem	3,921,068	3,100,854	-	820,214
Staunton	418,841	180,287	-	238,554
Multi-District	6,574,380	4,031,329	2,262,136	280,915
Total:	\$ 318,285,678	\$ 51,321,921	\$ 2,262,136	\$ 264,701,621

*** See the Multiyear Capital and TRIP Page for FY 27-31 Funding

NVTC - VRE Funding	Project Cost	State Funds	DRPT Federal Funds	Match
Northern Virginia	\$ 17,399,576	\$ 17,399,576	\$ -	\$ -

NVTC - WMATA Funding	Project Cost	State Funds	DRPT Federal Funds	Match
Northern Virginia	\$ 237,432,772	\$ 237,432,772	\$ -	\$ -

WMATA Dedicated Funding	Project Cost	State Funds	DRPT Federal Funds	Match
Northern Virginia	\$ 154,500,000	\$ 154,500,000	\$ -	\$ -

WMATA General Funds	Project Cost	State Funds	DRPT Federal Funds	Match
Northern Virginia	\$ 77,200,000	\$ 77,200,000	\$ -	\$ -

All Projects	Project Cost	State Funds	DRPT Federal Funds	Match
Bristol	\$ 13,213,703	\$ 3,865,273	\$ 4,701,167	\$ 4,647,263
Culpeper	11,268,848	7,882,421	2,871,644	514,783
Fredericksburg	3,818,602	2,321,300	1,126,583	370,719
Hampton Roads	96,989,170	55,760,079	18,537,838	22,691,253
Lynchburg	15,092,297	6,924,589	3,701,329	4,466,379
Northern Virginia	1,072,759,568	653,486,669	13,172,594	406,100,305
Richmond	73,511,616	55,003,794	2,906,273	15,601,549
Salem	29,685,341	18,492,816	7,278,836	3,913,689
Staunton	13,082,571	6,464,022	1,670,590	4,947,959
Multi-District	46,547,515	18,203,356	17,271,690	11,072,469
Total:	\$ 1,375,969,231	\$ 828,404,319	\$ 73,238,544	\$ 474,326,368

BRISTOL DISTRICT FY26 TRANSIT PROJECTS

Recipient	Organization/Service Detail	Project Name	Funding Opportunity	Project Cost	State Funds	DRPT Federal Funds	DRPT Federal Program	Match
Appalachian Agency for Senior Citizens	Four County Transit	FTA 5311 Operating	FTA 5311 - Operating Assistance	\$ 2,781,127.00	\$ -	\$ 1,390,563.50	FTA 5311	\$ 1,390,563.50
Appalachian Agency for Senior Citizens	Four County Transit	Shop Equipment (Miscellaneous Shop Equipment)	MERIT Capital Assistance - MIN	51,940.00	35,319.20	14,543.20	FTA 5311	2,077.60
Appalachian Agency for Senior Citizens	Four County Transit	Spare Parts / Capital Maintenance Items (Tires)	MERIT Capital Assistance - MIN	46,331.00	31,505.08	12,972.68	FTA 5311	1,853.24
Appalachian Agency for Senior Citizens	Four County Transit	Replacement - Light-duty, Small-size transit bus or BOC (2)	MERIT Capital Assistance - SGR	333,556.00	226,818.08	93,395.68	FTA 5311	13,342.24
Appalachian Agency for Senior Citizens	Four County Transit	Replacement Support Vehicle - SUV (1)	MERIT Capital Assistance - SGR	49,801.00	33,864.68	13,944.28	FTA 5311	1,992.04
Appalachian Agency for Senior Citizens	Four County Transit	State Operating	MERIT Operating Assistance - Rural	554,807.21	554,807.21	-		-
AASC/Four County Transit		Total		\$ 3,817,562.21	\$ 882,314.25	\$ 1,525,419.34		\$ 1,409,828.62

City of Bristol	Bristol Virginia Transit (BVT)	Replacement - Light-duty, Small-size transit bus or BOC (1)	MERIT Capital Assistance - SGR	\$ 147,000.00	\$ 23,520.00	\$ -		\$ 123,480.00
City of Bristol	Bristol Virginia Transit (BVT)	State Operating	MERIT Operating Assistance - Urban	108,464	108,464	-		-
City of Bristol	Bristol Virginia Transit (BVT)	New Service - Microtransit Conversion (East Bristol Zone)	MERIT Special Programs - Demonstration	203,000	162,400	-		40,600
City of Bristol		Total		\$ 458,464.40	\$ 294,384.40	\$ -		\$ 164,080.00

City of Bristol Tennessee	Bristol MPO	FY26 - FTA 5303 Planning	FTA 5303 Program	\$ 63,125.73	\$ 6,312.57	\$ 50,500.59	FTA 5303	\$ 6,312.57
City of Bristol Tennessee		Total		\$ 63,125.73	\$ 6,312.57	\$ 50,500.59		\$ 6,312.57

District III Governmental Cooperative	Mountain Lynx Transit	FTA 5311 Operating	FTA 5311 - Operating Assistance	\$ 2,626,725.34	\$ -	\$ 1,313,362.67	FTA 5311	\$ 1,313,362.67
District III Governmental Cooperative	Mountain Lynx Transit	Replacement - Light-duty, Van with lift (4)	MERIT Capital Assistance - SGR	460,000.00	312,800.00	128,800.00	FTA 5311	18,400.00
District III Governmental Cooperative	Mountain Lynx Transit	Vehicle Support Equipment (Radio Repeater)	MERIT Capital Assistance - SGR	30,000.00	20,400.00	8,400.00	FTA 5311	1,200.00
District III Governmental Cooperative	Mountain Lynx Transit	Replacement Support Vehicle - Pickup Truck (1)	MERIT Capital Assistance - SGR	55,000.00	37,400.00	15,400.00	FTA 5311	2,200.00
District III Governmental Cooperative	Mountain Lynx Transit	Replacement - Light-duty, Small-size transit bus or BOC (2)	MERIT Capital Assistance - SGR	343,249.00	54,919.84	-		288,329.16
District III Governmental Cooperative	Mountain Lynx Transit	Facility Equipment - Mechanical (HVAC)	MERIT Capital Assistance - SGR	120,000.00	81,600.00	33,600.00	FTA 5311	4,800.00
District III Governmental Cooperative	Mountain Lynx Transit	Facility Equipment - Mechanical (HVAC)	MERIT Capital Assistance - SGR	30,000.00	4,800.00	-		25,200.00
District III Governmental Cooperative	Mountain Lynx Transit	State Operating	MERIT Operating Assistance - Urban	681,012.58	681,012.58	-		-
District III Governmental Cooperative	Mountain Lynx Transit	Zero Fare - (Multi-Year Project)	TRIP - Zero and Reduced Fare	70,000.00	28,000.00	-		42,000.00

Bristol District

BRISTOL DISTRICT FY26 TRANSIT PROJECTS

Recipient	Organization/Service Detail	Project Name	Funding Opportunity	Project Cost	State Funds	DRPT Federal Funds	DRPT Federal Program	Match
District III Governmental Cooperative		Total		\$ 4,415,986.92	\$ 1,220,932.42	\$ 1,499,562.67		\$ 1,695,491.83
Mountain Empire Older Citizens Inc	Mountain Empire Transit	FTA 5311 Operating	FTA 5311 - Operating Assistance	\$ 2,188,439.00	\$ -	\$ 1,094,219.50	FTA 5311	\$ 1,094,219.50
Mountain Empire Older Citizens Inc	Mountain Empire Transit	Spare Parts / Capital Maintenance Items (Tires)	MERIT Capital Assistance - MIN	40,300.00	27,404.00	11,284.00	FTA 5311	1,612.00
Mountain Empire Older Citizens Inc	Mountain Empire Transit	Mobility Management	MERIT Capital Assistance - MIN	61,153.00	41,584.04	17,122.84	FTA 5311	2,446.12
Mountain Empire Older Citizens Inc	Mountain Empire Transit	ADP Software - Operations (Fleetio)	MERIT Capital Assistance - MIN	5,396.00	3,669.28	1,510.88	FTA 5311	215.84
Mountain Empire Older Citizens Inc	Mountain Empire Transit	Facility Equipment - Mechanical (HVAC)	MERIT Capital Assistance - MIN	10,440.00	7,099.20	2,923.20	FTA 5311	417.60
Mountain Empire Older Citizens Inc	Mountain Empire Transit	Replacement - Light-duty, Small-size transit bus or BOC (5)	MERIT Capital Assistance - SGR	700,985.00	476,669.80	196,275.80	FTA 5311	28,039.40
Mountain Empire Older Citizens Inc	Mountain Empire Transit	Replacement - Light-duty, Van with lift (1)	MERIT Capital Assistance - SGR	100,621.00	68,422.28	28,173.88	FTA 5311	4,024.84
Mountain Empire Older Citizens Inc	Mountain Empire Transit	State Operating	MERIT Operating Assistance - Rural	632,074.61	632,074.61	-		-
Mountain Empire Elder Citizens Inc		Total		\$ 3,739,408.61	\$ 1,256,923.21	\$ 1,351,510.10		\$ 1,130,975.30
Town of Bluefield	Graham Transit	FTA 5311 Operating	FTA 5311 - Operating Assistance	\$ 469,950.00	\$ -	\$ 234,975.00	FTA 5311	\$ 234,975.00
Town of Bluefield	Graham Transit	Replacement - Light-duty, Small-size transit bus or BOC (1)	MERIT Capital Assistance - SGR	140,000.00	95,200.00	39,200.00	FTA 5311	\$ 5,600.00
Town of Bluefield	Graham Transit	State Operating	MERIT Operating Assistance - Rural	109,205.62	109,205.62	-		\$ -
Town of Bluefield		Total		\$ 719,155.62	\$ 204,405.62	\$ 274,175.00		\$ 240,575.00

CULPEPER DISTRICT FY26 TRANSIT PROJECTS

Recipient	Organization/Service Detail	Project Name	Funding Opportunity	Project Cost	State Funds	DRPT Federal Funds	DRPT Federal Program	Match
Autism Sanctuary, Inc.	Autism Sanctuary	Expansion - Light-duty, minivan (1) + BOC (1)	FTA 5310 - Capital - Vehicles	\$ 198,479.00	\$ 19,847.90	\$ 158,783.20	FTA 5310 - Small Urban	\$ 19,847.90
Autism Sanctuary, Inc.		Total		\$ 198,479.00	\$ 19,847.90	\$ 158,783.20		\$ 19,847.90
City of Charlottesville	Charlottesville Area Transit (CAT)	Expansion - Heavy-duty, Large bus (BEB) (2)	MERIT Capital Assistance - MIN	\$ 2,600,000.00	\$ 1,768,000.00	\$ 728,000.00	FTA 5339 - DRPT Controlled	\$ 104,000.00
City of Charlottesville	Charlottesville Area Transit (CAT)	Rehab/Renovation of Admin/Maint Facility (BEB Infrastructure)	MERIT Capital Assistance - MIN	2,750,000.00	1,870,000.00	770,000.00	FTA 5339 - DRPT Controlled	110,000.00
City of Charlottesville	Charlottesville Area Transit (CAT)	State Operating	MERIT Operating Assistance - Urban	3,555,341.50	3,555,341.50	-		-
City of Charlottesville	Charlottesville Area Transit (CAT)	Regional Transit Vision Plan - Full Build-Out Analysis	MERIT Special Programs - Technical Assis	51,041.00	25,520.50	-		25,520.50
City of Charlottesville		Total		\$ 8,956,382.50	\$ 7,218,862.00	\$ 1,498,000.00		\$ 239,520.50
Encompass Community Supports	Encompass Community Supports	Replacement - Light-duty, BOC (1)	FTA 5310 - Capital - Vehicles	\$ 121,175.00	\$ 12,117.50	\$ 96,940.00	FTA 5310 - Rural	\$ 12,117.50
Encompass Community Supports		Total		\$ 121,175.00	\$ 12,117.50	\$ 96,940.00		\$ 12,117.50
Rappahannock-Rapidan Planning District Commission	Rappahannock-Rapidan Commuter Services	Operating - RRRC Commuter Services	CAP - Operating	\$ 190,266.00	\$ 152,212.80	\$ -		\$ 38,053.20
Rappahannock-Rapidan Planning District Commission	Regional Transportation Collaborative (RTC)	Operating	FTA 5310 - Operating	51,000.00	20,400.00	25,500.00	FTA 5310 - Rural	5,100.00
Rappahannock-Rapidan Planning District Commission	Regional Transportation Collaborative (RTC)	Other Capital - Mobility Management, Contracted Transportation	FTA 5310 - Other Capital	900,000.00	144,000.00	720,000.00	FTA 5310 - Rural	36,000.00
Rappahannock-Rapidan PDC		Total		\$ 1,141,266.00	\$ 316,612.80	\$ 745,500.00		\$ 79,153.20
Thomas Jefferson Planning District Commission	RideShare TJPDC	Operating - RideShare - Charlottesville Region	CAP - Operating	\$ 183,497.00	\$ 146,797.60	\$ -		\$ 36,699.40
Thomas Jefferson Planning District Commission	Charlottesville Area MPO	FY26 - FTA 5303 Planning	FTA 5303 Program	138,646.39	13,864.64	110,917.11	FTA 5303	13,864.64
Thomas Jefferson Planning District Commission	Thomas Jefferson PDC	Operating	FTA 5310 - Operating	6,725.00	2,690.00	3,362.50	FTA 5310 - Small Urban	672.50
Thomas Jefferson Planning District Commission	Thomas Jefferson PDC	Other Capital - Mobility Management	FTA 5310 - Other Capital	322,677.00	51,628.32	258,141.60	FTA 5310 - Small Urban	12,907.08
Thomas Jefferson Planning District Commission	Thomas Jefferson PDC (TJPDC)	Feasibility Study - Regional Transit Service Prioritization and Implementation	MERIT Special Programs - Technical Assis	200,000.00	100,000.00	-		100,000.00
Thomas Jefferson Planning District Commission		Total		\$ 851,545.39	\$ 314,980.56	\$ 372,421.21		\$ 164,143.62

FREDERICKSBURG DISTRICT FY26 TRANSIT PROJECTS

Recipient	Organization/Service Detail	Project Name	Funding Opportunity	Project Cost	State Funds	DRPT Federal Funds	DRPT Federal Program	Match
City of Fredericksburg	Fredericksburg Regional Transit (FXBGOI)	Engineering & Design of Maint Facility (In-ground Lift)	MERIT Capital Assistance - MIN	\$ 7,500.00	\$ 5,100.00	\$ 2,100.00	FTA 5339 - DRPT Controlled	\$ 300.00
City of Fredericksburg	Fredericksburg Regional Transit (FXBGOI)	Rehab/Renovation of Maint Facility (Bowman Center Paving)	MERIT Capital Assistance - MIN	240,000.00	163,200.00	67,200.00	FTA 5339 - DRPT Controlled	9,600.00
City of Fredericksburg	Fredericksburg Regional Transit (FXBGOI)	ADP Software - Operations (Radio Communication System)	MERIT Capital Assistance - MIN	50,000.00	34,000.00	14,000.00	FTA 5339 - DRPT Controlled	2,000.00
City of Fredericksburg	Fredericksburg Regional Transit (FXBGOI)	ADP Hardware - Operations (Route Match)	MERIT Capital Assistance - MIN	45,000.00	30,600.00	12,600.00	FTA 5339 - DRPT Controlled	1,800.00
City of Fredericksburg	Fredericksburg Regional Transit (FXBGOI)	ADP Software - Operations (Fleetio)	MERIT Capital Assistance - MIN	5,000.00	3,400.00	1,400.00	FTA 5339 - DRPT Controlled	200.00
City of Fredericksburg	Fredericksburg Regional Transit (FXBGOI)	ADP Software - Operations (ShopKey)	MERIT Capital Assistance - MIN	5,000.00	3,400.00	1,400.00	FTA 5339 - DRPT Controlled	200.00
City of Fredericksburg	Fredericksburg Regional Transit (FXBGOI)	Spare Parts / Capital Maintenance Items (Miscellaneous Parts)	MERIT Capital Assistance - MIN	40,000.00	27,200.00	11,200.00	FTA 5339 - DRPT Controlled	1,600.00
City of Fredericksburg	Fredericksburg Regional Transit (FXBGOI)	State Operating	MERIT Operating Assistance - Urban	1,077,295.13	1,077,295.13	-		-
City of Fredericksburg	Fredericksburg Regional Transit (FXBGOI)	Sustainability and Innovation Transit Study	MERIT Special Programs - Technical Assistance	150,000.00	75,000.00	-		75,000.00
City of Fredericksburg	Fredericksburg Regional Transit (FXBGOI)	Transit Infrastructure (Bus Stop Amenities Shelters) (1)	TRIP - Passenger Amenities and Facilities	34,000.00	23,120.00	-		10,880.00
City of Fredericksburg	Fredericksburg Regional Transit (FXBGOI)	Fredericksburg Regional Transit Bus Purchase Replacement	CMAQ/RSTP	\$ 182,623.00	\$ 36,524.60	\$ 146,098.40	CRP	\$ -
City of Fredericksburg		Total		\$ 1,836,418.13	\$ 1,478,839.73	\$ 255,998.40		\$ 101,580.00
George Washington Regional Commission	GW RideConnect	Operating - GW RideConnect	CAP - Operating	\$ 361,918.00	\$ 289,534.40	\$ -		\$ 72,383.60
George Washington Regional Commission	GW RideConnect	Vanpool Assistance - AdVANtage	CAP - Project Assistance	79,568.00	63,654.40	-		15,913.60
George Washington Regional Commission	GW RideConnect	Vanpool Self-Insurance Pool Customer Support	CAP - Project Assistance	164,311.00	131,448.80	-		32,862.20
George Washington Regional Commission	Fredericksburg Area MPO	FY26 - FTA 5303 Planning	FTA 5303 Program	239,187.33	23,918.74	191,349.86	FTA 5303	23,918.73
George Washington Regional Commission		Total		\$ 844,984.33	\$ 508,556.34	\$ 191,349.86		\$ 145,078.13
Healthy Generations Area Agency on Aging	Healthy Generations AAA	Replacement - Light-duty, minivan (2)	FTA 5310 - Capital - Vehicles	\$ 154,608.00	\$ 15,460.80	\$ 123,686.40	FTA 5310 - Small Urban	\$ 15,460.80
Healthy Generations Area Agency on Aging	Healthy Generations AAA	Operating	FTA 5310 - Operating	336,613.00	134,645.20	168,306.50	FTA 5310 - Small Urban	33,661.30
Healthy Generations Area Agency on Aging	Healthy Generations AAA	Other Capital - Mobility Management, Contracted Transportation	FTA 5310 - Other Capital	97,533.00	15,605.28	78,026.40	FTA 5310 - Small Urban	3,901.32
Healthy Generations Area Agency on Aging		Total		\$ 588,754.00	\$ 165,711.28	\$ 370,019.30		\$ 53,023.42

FREDERICKSBURG DISTRICT FY26 TRANSIT PROJECTS

Recipient	Organization/Service Detail	Project Name	Funding Opportunity	Project Cost	State Funds	DRPT Federal Funds	DRPT Federal Program	Match
Middle Peninsula Planning District Commission	MidPenRideShare	Operating - MidPenRideShare	CAP - Operating	\$ 100,925.00	\$ 80,740.00	\$ -		\$ 20,185.00
Middle Peninsula Planning District Commission		Total		\$ 100,925.00	\$ 80,740.00	\$ -	\$ -	\$ 20,185.00
Northern Neck Planning District Commission	ConnectingVA NNPDC	Operating - ConnectingVA Commuter Services by NNPDC	CAP - Operating	\$ 61,000.00	\$ 48,800.00	\$ -		\$ 12,200.00
Northern Neck Planning District Commission		Total		\$ 61,000.00	\$ 48,800.00	\$ -		\$ 12,200.00
Rappahannock Area Community Services Board	Rappahannock Area CSB	Replacement - Light-duty, minivan (2)	FTA 5310 - Capital - Vehicles	\$ 154,608.00	\$ 15,460.80	\$ 123,686.40	FTA 5310 - Small Urban	\$ 15,460.80
Rappahannock Area Community Services Board	Rappahannock Area CSB	Expansion - Light-duty, minivan (3)	FTA 5310 - Capital - Vehicles	231,912.00	23,191.20	185,529.60	FTA 5310 - Small Urban	23,191.20
Rappahannock Area Community Services Board		Total		\$ 386,520.00	\$ 38,652.00	\$ 309,216.00		\$ 38,652.00

HAMPTON ROADS DISTRICT FY26 TRANSIT PROJECTS

Recipient	Organization/Service Detail	Project Name	Funding Opportunity	Project Cost	State Funds	DRPT Federal Funds	DRPT Federal Program	Match
Accomack Northampton TDC - Star Transit	Star Transit	FTA 5311 Operating	FTA 5311 - Operating Assistance	\$ 1,645,650.00	\$ -	\$ 822,825.00	FTA 5311	\$ 822,825.00
Accomack Northampton TDC - Star Transit	Star Transit	Spare Parts / Capital Maintenance Items (Engines & Transmissions)	MERIT Capital Assistance - MIN	15,000.00	10,200.00	4,200.00	FTA 5311	600.00
Accomack Northampton TDC - Star Transit	Star Transit	Replacement - Light-duty, Small-size transit bus or BOC (2)	MERIT Capital Assistance - SGR	330,000.00	224,400.00	92,400.00	FTA 5311	13,200.00
Accomack Northampton TDC - Star Transit	Star Transit	State Operating	MERIT Operating Assistance - Rural	379,221.90	379,221.90	-		-
Accomack Northampton TDC - Star Transit		Total		\$ 2,369,871.90	\$ 613,821.90	\$ 919,425.00		\$ 836,625.00
City of Suffolk	Suffolk Transit	FTA 5311 Operating	FTA 5311 - Operating Assistance	\$ 2,373,624.00	\$ -	\$ 1,186,812.00	FTA 5311	\$ 1,186,812.00
City of Suffolk	Suffolk Transit	Construction of Admin/Maint Facility (Suffolk AOMF - Phase 2)	MERIT Capital Assistance - MAJ	5,237,064.00	2,618,532.00	-		2,618,532.00
City of Suffolk	Suffolk Transit	Replacement - Light-duty, minivan (2)	MERIT Capital Assistance - SGR	144,552.00	15,900.72	-		128,651.28
City of Suffolk	Suffolk Transit	State Operating	MERIT Operating Assistance - Rural	373,177.02	373,177.02	-		-
City of Suffolk	Suffolk Transit	Suffolk Transit Operations Facility	CMAQ/RSTP	1,830,066.00	366,013.20	1,464,052.80	RSTP	-
City of Suffolk		Total		\$ 9,958,483.02	\$ 3,373,622.94	\$ 2,650,864.80		\$ 3,933,995.28
Colonial Behavioral Health	Colonial Behavioral Health	Replacement - Light-duty, BOC (1)	FTA 5310 - Capital - Vehicles	\$ 118,763.00	\$ 11,876.30	\$ 95,010.40	FTA 5310 - Small Urban	\$ 11,876.30
Colonial Behavioral Health		Total		\$ 118,763.00	\$ 11,876.30	\$ 95,010.40		\$ 11,876.30
Eastern Shore Area Agency on Aging Community Action Agency	Eastern Shore AAA	Expansion - Light-duty, Van with raised roof (2)	FTA 5310 - Capital - Vehicles	\$ 191,374.00	\$ 19,137.40	\$ 153,099.20	FTA 5310 - Rural	\$ 19,137.40
Eastern Shore Area Agency on Aging Community Action		Total		\$ 191,374.00	\$ 19,137.40	\$ 153,099.20		\$ 19,137.40
Families of Autistic Children of Tidewater, Inc.	Families of Autism Coming Together (FACT)	Expansion - Light-duty, BOC (5)	FTA 5310 - Capital - Vehicles	\$ 593,815.00	\$ 59,381.50	\$ 475,052.00	FTA 5310 - Large Urban Hampton Roads	\$ 59,381.50
Families of Autistic Children of Tidewater, Inc.		Total		\$ 593,815.00	\$ 59,381.50	\$ 475,052.00		\$ 59,381.50

HAMPTON ROADS DISTRICT FY26 TRANSIT PROJECTS

Recipient	Organization/Service Detail	Project Name	Funding Opportunity	Project Cost	State Funds	DRPT Federal Funds	DRPT Federal Program	Match
Greensville County	Greensville Emporia Transit (GET)	FTA 5311 Operating	FTA 5311 - Operating Assistance	\$ 213,584.00	\$ -	\$ 106,792.00	FTA 5311	\$ 106,792.00
Greensville County	Greensville Emporia Transit (GET)	State Operating	MERIT Operating Assistance - Rural	56,843.97	56,843.97	-		-
Greensville County		Total		\$ 270,427.97	\$ 56,843.97	\$ 106,792.00		\$ 106,792.00
Hampton Roads Planning District Commission	Hampton Roads TPO	FY26 - FTA 5303 Planning	FTA 5303 Program	\$ 1,280,728.41	\$ 128,072.84	\$ 1,024,582.73	FTA 5303	\$ 128,072.84
Hampton Roads Planning District Commission		Total		\$ 1,280,728.41	\$ 128,072.84	\$ 1,024,582.73		\$ 128,072.84
Heart Havens	Heart Havens	Expansion - Light-duty, Van with raised roof (1)	FTA 5310 - Capital - Vehicles	\$ 95,687.00	\$ 9,568.70	\$ 76,549.60	FTA 5310 - Large Urban Hampton Roads	\$ 9,568.70
Heart Havens		Total		\$ 95,687.00	\$ 9,568.70	\$ 76,549.60		\$ 9,568.70
Peninsula Agency on Aging, Inc.	Peninsula Agency on Aging (PAA)	Replacement - Light-duty, Van with raised roof (2)	FTA 5310 - Capital - Vehicles	\$ 191,374.00	\$ 19,137.40	\$ 153,099.20	FTA 5310 - Large Urban Hampton Roads	\$ 19,137.40
Peninsula Agency on Aging, Inc.	Peninsula Agency on Aging (PAA)	Operating	FTA 5310 - Operating	534,386.00	213,754.40	267,193.00	FTA 5310 - Large Urban Hampton Roads	53,438.60
Peninsula Agency on Aging, Inc.	Peninsula Agency on Aging (PAA)	Other Capital - Mobility Management, Contracted Transportation, Software	FTA 5310 - Other Capital	235,614.00	37,698.24	188,491.20	FTA 5310 - Large Urban Hampton Roads	9,424.56
Peninsula Agency on Aging, Inc.		Total		\$ 961,374.00	\$ 270,590.04	\$ 608,783.40		\$ 82,000.56
Senior Services of Southeastern Virginia	Senior Services of Southeastern Virginia (SSEVA)	Replacement - Light-duty, Van with raised roof (3)	FTA 5310 - Capital - Vehicles	\$ 287,061.00	\$ 28,706.10	\$ 229,648.80	FTA 5310 - Large Urban Hampton Roads	\$ 28,706.10
Senior Services of Southeastern Virginia	Senior Services of Southeastern Virginia (SSEVA)	Operating	FTA 5310 - Operating	76,208.00	30,483.20	38,104.00	FTA 5310 - Large Urban Hampton Roads	7,620.80
Senior Services of Southeastern Virginia	Senior Services of Southeastern Virginia (SSEVA)	Other Capital - Mobility Management, Contracted Transportation, Software	FTA 5310 - Other Capital	108,269.00	17,323.04	86,615.20	FTA 5310 - Large Urban Hampton Roads	4,330.76
Senior Services of Southeastern Virginia		Total		\$ 471,538.00	\$ 76,512.34	\$ 354,368.00		\$ 40,657.66

HAMPTON ROADS DISTRICT FY26 TRANSIT PROJECTS

Recipient	Organization/Service Detail	Project Name	Funding Opportunity	Project Cost	State Funds	DRPT Federal Funds	DRPT Federal Program	Match
Town of Chincoteague Inc	PONY Express	FTA 5311 Operating	FTA 5311 - Operating Assistance	\$ 91,367.00	\$ -	\$ 45,683.50	FTA 5311	\$ 45,683.50
Town of Chincoteague Inc	PONY Express	Replacement - Trolley (1)	MERIT Capital Assistance - SGR	300,000.00	204,000.00	84,000.00	FTA 5311	12,000.00
Town of Chincoteague Inc	PONY Express	State Operating	MERIT Operating Assistance - Rural	21,388.20	21,388.20	-		-
Town of Chincoteague Inc	Total			\$ 412,755.20	\$ 225,388.20	\$ 129,683.50		\$ 57,683.50

Transportation District Commission of Hampton Roads	Hampton Roads Transit (HRT)	Transit Marketing - Hampton Roads Transit	CAP - Project Assistance	\$ 40,350.00	\$ 32,280.00	\$ -		\$ 8,070.00
Transportation District Commission of Hampton Roads	Hampton Roads - GoCommute	Vanpool Assistance - Hampton Roads GoCommute	CAP - Project Assistance	100,000.00	80,000.00	-		20,000.00
Transportation District Commission of Hampton Roads	Hampton Roads Transit (HRT)	Other Capital - Contracted Transportation	FTA 5310 - Other Capital	4,000,000.00	-	3,200,000.00	FTA 5310 - Large Urban Hampton Roads	800,000.00
Transportation District Commission of Hampton Roads	Hampton Roads Transit (HRT)	Expansion - Light-duty, Medium-size transit bus or BOC (6)	MERIT Capital Assistance - MIN	973,812.00	662,192.16	-		311,619.84
Transportation District Commission of Hampton Roads	Hampton Roads Transit (HRT)	Facility Equipment - Fixtures (Access Control System)	MERIT Capital Assistance - MIN	257,400.00	175,032.00	-		82,368.00
Transportation District Commission of Hampton Roads	Hampton Roads Transit (HRT)	Transit Infrastructure (Light Rail Crossings)	MERIT Capital Assistance - MIN	251,010.00	170,686.80	-		80,323.20
Transportation District Commission of Hampton Roads	Hampton Roads Transit (HRT)	Rehab/Renovation of Customer Facility (Silverleaf Transfer Center)	MERIT Capital Assistance - MIN	152,000.00	103,360.00	-		48,640.00
Transportation District Commission of Hampton Roads	Hampton Roads Transit (HRT)	Rehab/Renovation of Maintenance Facility (Veeder Root)	MERIT Capital Assistance - MIN	257,400.00	175,032.00	-		82,368.00
Transportation District Commission of Hampton Roads	Hampton Roads Transit (HRT)	Transit Infrastructure (Compliance Signs)	MERIT Capital Assistance - MIN	593,903.00	403,854.04	-		190,048.96
Transportation District Commission of Hampton Roads	Hampton Roads Transit (HRT)	Rehab/Renovation of Customer Facility (Newtown Road Station)	MERIT Capital Assistance - MIN	427,764.00	290,879.52	-		136,884.48
Transportation District Commission of Hampton Roads	Hampton Roads Transit (HRT)	Rehab/Renovation of Customer Facility (ADA Door Upgrades)	MERIT Capital Assistance - MIN	257,500.00	175,100.00	-		82,400.00
Transportation District Commission of Hampton Roads	Hampton Roads Transit (HRT)	Rehab/Renovation of Maint Facility (GFI Vaults)	MERIT Capital Assistance - MIN	772,500.00	525,300.00	-		247,200.00
Transportation District Commission of Hampton Roads	Hampton Roads Transit (HRT)	Transit Infrastructure (Light Rail Signal Upgrades)	MERIT Capital Assistance - MIN	127,000.00	86,360.00	-		40,640.00
Transportation District Commission of Hampton Roads	Hampton Roads Transit (HRT)	Replacement Support Vehicle - SUV/Pickup (6)	MERIT Capital Assistance - SGR	339,728.00	231,015.04	-		108,712.96
Transportation District Commission of Hampton Roads	Hampton Roads Transit (HRT)	Replacement - Light-duty, Medium-size transit bus or BOC (19)	MERIT Capital Assistance - SGR	2,781,334.00	1,891,307.12	-		890,026.88

Hampton Roads District

HAMPTON ROADS DISTRICT FY26 TRANSIT PROJECTS

Recipient	Organization/Service Detail	Project Name	Funding Opportunity	Project Cost	State Funds	DRPT Federal Funds	DRPT Federal Program	Match
Transportation District Commission of Hampton Roads	Hampton Roads Transit (HRT)	Replacement - Heavy-duty, Large bus (2)	MERIT Capital Assistance - SGR	1,644,250.00	1,118,090.00	-		526,160.00
Transportation District Commission of Hampton Roads	Hampton Roads Transit (HRT)	State Operating	MERIT Operating Assistance - Urban	24,837,287.91	24,837,287.91	-		-
Transportation District Commission of Hampton Roads	Hampton Roads Transit (HRT)	State Transit Operator and Maintenance Rodeo	MERIT Special Programs - Technical Assistance	101,648.00	50,824.00	-		50,824.00
Transportation District Commission of Hampton Roads	Hampton Roads Transit (HRT)	Surveillance Enhancement Study - The Tide	MERIT Special Programs - Technical Assistance	206,000.00	103,000.00	-		103,000.00
Transportation District Commission of Hampton Roads	Hampton Roads Transit (HRT)	Feasibility Study - HRT/WATA Joint-Use Transfer Center	MERIT Special Programs - Technical Assistance	103,000.00	51,500.00	-		51,500.00
Transportation District Commission of Hampton Roads	Hampton Roads Transit (HRT)	Construction of Customer Facility (Evelyn Butts Transfer Station)	TRIP - Passenger Amenities and Facilities	8,527,216.00	2,000,000.00	-		6,527,216.00
Transportation District Commission of Hampton Roads	Hampton Roads Transit (HRT)	Construction of Customer Facility (Tidewater Community College Transfer Station)	TRIP - Passenger Amenities and Facilities	1,699,640.00	1,155,755.20	-		543,884.80
Transportation District Commission of Hampton Roads	Hampton Roads Transit (HRT)	Transit Infrastructure (Bus Stop ADA Improvements)	TRIP - Passenger Amenities and Facilities	796,000.00	541,280.00	-		254,720.00
Transportation District Commission of Hampton Roads	Hampton Roads Transit (HRT)	Safety Equipment (PPE) + Safety Programming & Training	TRIP - Public Safety	823,649.00	560,081.32	-		263,567.68
Transportation District Commission of Hampton Roads	Hampton Roads Transit (HRT)	Rehab/Renovation of Admin/Maint Facility (Emergency Alert System Upgrades)	TRIP - Public Safety	547,960.00	372,612.80	-		175,347.20
Transportation District Commission of Hampton Roads	Hampton Roads Transit (HRT)	New Service - Microtransit (Hampton Zone) [FY26]	TRIP - Regional Connectivity	1,302,000.00	1,041,600.00	-		260,400.00
Transportation District Commission of Hampton Roads	Hampton Roads Transit (HRT)	New Service - Microtransit (Chesapeake Zone) [FY26]	TRIP - Regional Connectivity	1,302,000.00	1,041,600.00	-		260,400.00
Transportation District Commission of Hampton Roads	Hampton Roads Transit (HRT)	HRT Traffic Program	CMAQ/RSTP	1,000,000.00	200,000.00	800,000.00	RSTP	-
Transportation District Commission of Hampton Roads	Hampton Roads Transit (HRT)	HRT Bus Vehicle Replacement	CMAQ/RSTP	1,566,335.00	313,267.00	1,253,068.00	CMAQ	-
Transportation District Commission of Hampton Roads	Hampton Roads Transit (HRT)	HRT Bus Vehicle Replacement	CMAQ/RSTP	1,001,045.00	200,209.00	800,836.00	RSTP	-
Transportation District Commission of Hampton Roads	Hampton Roads Transit (HRT)	HRT Naval Station Norfolk Transit Ext Study FEIS/PE	CMAQ/RSTP	6,000,000.00	1,200,000.00	4,800,000.00	RSTP	-
Transportation District Commission of Hampton Roads	Hampton Roads Transit (HRT)	HRT Victoria Boulevard Facility Upgrades	CMAQ/RSTP	297,029.00	59,405.80	237,623.20	RSTP	-
Transportation District Commission of Hampton Roads	Hampton Roads Transit (HRT)	Railcar Mid-life Overhaul - TIDE Light Rail (8) (Multi-Year Project)	MERIT Capital Assistance - MIN	8,686,224.00	5,906,632.32	-		2,779,591.68
Transportation District Commission of Hampton Roads	Hampton Roads Transit (HRT)	New Service - Microtransit (Newport News Zone) [FY26 - FY28] (Multi-Year Project)	TRIP - Regional Connectivity	1,350,000.00	810,000.00	-		540,000.00
Transportation District Commission of Hampton Roads	Hampton Roads Transit (HRT)	Naval Station Norfolk Internal Navy Base Circulator (Multi-Year Project)	TRIP - Regional Connectivity	1,500,000.00	300,000.00	-		1,200,000.00
Transportation District Commission of Hampton Roads	Total			\$ 74,622,984.91	\$ 46,865,544.03	\$ 11,091,527.20		\$ 16,665,913.68

HAMPTON ROADS DISTRICT FY26 TRANSIT PROJECTS

Recipient	Organization/Service Detail	Project Name	Funding Opportunity	Project Cost	State Funds	DRPT Federal Funds	DRPT Federal Program	Match
Williamsburg Area Transit Authority	Williamsburg Area Transit Authority (WATA)	FTA 5311 Operating	FTA 5311 - Operating Assistance	\$ 776,007.00	\$ -	\$ 388,003.50	FTA 5311	\$ 388,003.50
Williamsburg Area Transit Authority	Williamsburg Area Transit Authority (WATA)	Expansion - Light-duty, Small-size transit bus or BOC (1)	MERIT Capital Assistance - MIN	220,532.00	149,961.76	61,748.96	FTA 5339 - DRPT Controlled	8,821.28
Williamsburg Area Transit Authority	Williamsburg Area Transit Authority (WATA)	ADP Hardware - Operations (Workstation Equipment)	MERIT Capital Assistance - MIN	10,080.00	6,854.40	-		3,225.60
Williamsburg Area Transit Authority	Williamsburg Area Transit Authority (WATA)	Real Estate - Relocation (Temporary Admin/Maint facility at 7239 Pocahontas Trl)	MERIT Capital Assistance - MIN	1,087,830.00	739,724.40	304,592.40	FTA 5339 - DRPT Controlled	43,513.20
Williamsburg Area Transit Authority	Williamsburg Area Transit Authority (WATA)	ADP Software - Operations (Licenses)	MERIT Capital Assistance - MIN	128,592.00	87,442.56	36,005.76	FTA 5339 - DRPT Controlled	5,143.68
Williamsburg Area Transit Authority	Williamsburg Area Transit Authority (WATA)	ADP Hardware - Operations (APOS Fare Collection)	MERIT Capital Assistance - MIN	29,407.00	19,996.76	-		9,410.24
Williamsburg Area Transit Authority	Williamsburg Area Transit Authority (WATA)	Replacement - Light-duty, Small-size transit bus or BOC (1)	MERIT Capital Assistance - SGR	220,532.00	149,961.76	61,748.96	FTA 5339 - DRPT Controlled	8,821.28
Williamsburg Area Transit Authority	Williamsburg Area Transit Authority (WATA)	State Operating	MERIT Operating Assistance - Urban	2,231,194.49	2,231,194.49	-		-
Williamsburg Area Transit Authority	Williamsburg Area Transit Authority (WATA)	Transit Strategic Plan Update	MERIT Special Programs - Technical Assistance	54,749.00	27,374.50	-		27,374.50
Williamsburg Area Transit Authority	Williamsburg Area Transit Authority (WATA)	Operations and Maintenance Facility - Phase 2 Design	MERIT Special Programs - Technical Assistance	222,223.00	111,111.50	-		111,111.50
Williamsburg Area Transit Authority	Williamsburg Area Transit Authority (WATA)	Transit Infrastructure (Bus Stop Amenities)	TRIP - Passenger Amenities and Facilities	17,328.00	11,783.04	-		5,544.96
Williamsburg Area Transit Authority	Williamsburg Area Transit Authority (WATA)	New Service - Fixed Route (Route 1 + Route 2) [FY26 - FY30] (Multi-Year Project)	TRIP - Regional Connectivity	642,893.00	514,314.40	-		128,578.60
Williamsburg Area Transit Authority		Total		\$ 5,641,367.49	\$ 4,049,719.57	\$ 852,099.58		\$ 739,548.34

LYNCHBURG FY26 TRANSIT PROJECTS

Recipient	Organization/Service Detail	Project Name	Funding Opportunity	Project Cost	State Funds	DRPT Federal Funds	DRPT Federal Program	Match
Central Virginia Alliance for Community Living, Inc.	Central Virginia Alliance for Community Living (CVACL)	Operating	FTA 5310 - Operating	\$ 100,000.00	\$ 40,000.00	\$ 50,000.00	FTA 5310 - Small Urban	\$ 10,000.00
Central Virginia Alliance for Community Living, Inc.		Total		\$ 100,000.00	\$ 40,000.00	\$ 50,000.00		\$ 10,000.00
Central Virginia Planning District Commission	ConnectingVA CVPDC	Operating - ConnectingVA by Central Virginia Commuter Services	CAP - Operating	\$ 64,000.00	\$ 51,200.00	\$ -		\$ 12,800.00
Central Virginia Planning District Commission	Central Virginia TPO	FY26 - FTA 5303 Planning	FTA 5303 Program	157,182.37	15,718.24	125,745.89	FTA 5303	15,718.24
Central Virginia Planning District Commission		Total		\$ 221,182.37	\$ 66,918.24	\$ 125,745.89		\$ 28,518.24
City of Danville	Danville Transit System	FTA 5311 Operating	FTA 5311 - Operating Assistance	\$ 4,224,100.00	\$ -	\$ 2,112,050.00	FTA 5311	\$ 2,112,050.00
City of Danville	Danville Transit System	Rehab/Renovation of Admin/Maint Facility (Roof and Parking Lot at 1002 South Boston Rd)	MERIT Capital Assistance - MIN	260,720.00	177,289.60	73,001.60	FTA 5311	10,428.80
City of Danville	Danville Transit System	Replacement - Light-duty, Small-size transit bus or BOC (5)	MERIT Capital Assistance - SGR	958,860.00	652,024.80	268,480.80	FTA 5311	38,354.40
City of Danville	Danville Transit System	Replacement - Medium-duty, Medium-size transit bus or BOC (3)	MERIT Capital Assistance - SGR	752,835.00	511,927.80	210,793.80	FTA 5311	30,113.40
City of Danville	Danville Transit System	State Operating	MERIT Operating Assistance - Rural	758,875.31	758,875.31	-		-
City of Danville		Total		\$ 6,955,390.31	\$ 2,100,117.51	\$ 2,664,326.20		\$ 2,190,946.60
Greater Lynchburg Transit Company	Greater Lynchburg Transit Company (GLTC)	Replacement - Support Vehicle (Forklift)	MERIT Capital Assistance - MIN	\$ 50,000.00	\$ 34,000.00	\$ -		\$ 16,000.00
Greater Lynchburg Transit Company	Greater Lynchburg Transit Company (GLTC)	Replacement - Heavy-duty, Large bus (3)	MERIT Capital Assistance - SGR	2,409,915.00	1,638,742.20	-		771,172.80
Greater Lynchburg Transit Company	Greater Lynchburg Transit Company (GLTC)	Replacement Support Vehicle - SUV, Van (3)	MERIT Capital Assistance - SGR	113,181.00	76,963.08	31,690.68	FTA 5339 - DRPT Controlled	4,527.24
Greater Lynchburg Transit Company	Greater Lynchburg Transit Company (GLTC)	Replacement - Light-duty, Small-size transit bus or BOC (3)	MERIT Capital Assistance - SGR	548,914.00	373,261.52	153,695.92	FTA 5339 - DRPT Controlled	21,956.56
Greater Lynchburg Transit Company	Greater Lynchburg Transit Company (GLTC)	State Operating	MERIT Operating Assistance - Urban	1,666,636.12	1,666,636.12	-		-
Greater Lynchburg Transit Company	Greater Lynchburg Transit Company (GLTC)	Feasibility Study - Alternative Fuels	MERIT Special Programs - Technical Assistance	150,000.00	75,000.00	-		75,000.00
Greater Lynchburg Transit Company	Greater Lynchburg Transit Company (GLTC)	Transit Infrastructure (Bus Stop Amenities Seating) (12)	TRIP - Passenger Amenities and Facilities	12,000.00	8,160.00	-		3,840.00
Greater Lynchburg Transit Company	Greater Lynchburg Transit Company (GLTC)	Transit Infrastructure (Secure Bicycle Parking)	TRIP - Passenger Amenities and Facilities	50,000.00	34,000.00	-		16,000.00

LYNCHBURG FY26 TRANSIT PROJECTS

Recipient	Organization/Service Detail	Project Name	Funding Opportunity	Project Cost	State Funds	DRPT Federal Funds	DRPT Federal Program	Match
Greater Lynchburg Transit Company	Greater Lynchburg Transit Company (GLTC)	Safety Programming & Training (Police at Lynchburg Transfer Station)	TRIP - Public Safety	50,000.00	40,000.00	-		10,000.00
Greater Lynchburg Transit Company	Greater Lynchburg Transit Company (GLTC)	Rehab/Renovation of Admin/Maint Facility (Security Upgrades)	TRIP - Public Safety	150,000.00	102,000.00	-		48,000.00
Greater Lynchburg Transit Company	Greater Lynchburg Transit Company (GLTC)	Route 4 Regional Connectivity Improvement (Multi-Year Project)	TRIP - Regional Connectivity	815,200.00	81,520.00	-		733,680.00
Greater Lynchburg Transit Company		Total		\$ 6,015,846.12	\$ 4,130,282.92	\$ 185,386.60		\$ 1,700,176.60
Piedmont Senior Resources Area Agency on Aging, Inc.	Piedmont Senior Resources AAA	Operating	FTA 5310 - Operating	\$ 250,000.00	\$ 100,000.00	\$ 125,000.00	FTA 5310 - Rural	\$ 25,000.00
Piedmont Senior Resources Area Agency on Aging, Inc.		Total		\$ 250,000.00	\$ 100,000.00	\$ 125,000.00		\$ 25,000.00
Town of Altavista	Altavista Community Transit System (ACTS)	FTA 5311 Operating	FTA 5311 - Operating Assistance	\$ 200,290.00	\$ -	\$ 100,145.00	FTA 5311	\$ 100,145.00
Town of Altavista	Altavista Community Transit System (ACTS)	Shop Equipment (Tire Changer & Balancer)	MERIT Capital Assistance - MIN	17,588.00	11,959.84	4,924.64	FTA 5311	703.52
Town of Altavista	Altavista Community Transit System (ACTS)	State Operating	MERIT Operating Assistance - Rural	41,490.08	41,490.08	-		-
Town of Altavista		Total		\$ 259,368.08	\$ 53,449.92	\$ 105,069.64		\$ 100,848.52
Town of Farmville	Farmville Area Bus (FAB)	FTA 5311 Operating	FTA 5311 - Operating Assistance	\$ 798,070.00	\$ -	\$ 399,035.00	FTA 5311	\$ 399,035.00
Town of Farmville	Farmville Area Bus (FAB)	Replacement - Light-duty, Small-size transit bus or BOC (1)	MERIT Capital Assistance - SGR	167,018.00	113,572.24	46,765.04	FTA 5311	6,680.72
Town of Farmville	Farmville Area Bus (FAB)	State Operating	MERIT Operating Assistance - Rural	196,084.59	196,084.59	-		-
Town of Farmville	Farmville Area Bus (FAB)	Transit Infrastructure (Bus Stop Amenities - Shelters) (3)	TRIP - Passenger Amenities and Facilities	129,338.00	124,164.48	-		5,173.52
Town of Farmville		Total		\$ 1,290,510.59	\$ 433,821.31	\$ 445,800.04		\$ 410,889.24

NORTHERN VIRGINIA FY26 TRANSIT PROJECTS

Recipient	Organization/Service Detail	Project Name	Funding Opportunity	Project Cost	State Funds	DRPT Federal Funds	DRPT Federal Program	Match
Alexandria Transit Company	DASH	Construction of Admin/Maint Facility (William B. Hurd Transit Facility)	MERIT Capital Assistance - MAJ	\$ 9,365,790.00	\$ 4,682,895.00	\$ -		\$ 4,682,895.00
Alexandria Transit Company	DASH	Vehicle Support Equipment - On Board Systems (Digital Mirrors)	MERIT Special Programs - Demonstration	93,024.00	74,419.20	-		18,604.80
Alexandria Transit Company	DASH	Maintenance Apprenticeship (2)	MERIT Special Programs - Workforce Development	108,403.52	86,722.82	-		\$ 21,681
Alexandria Transit Company	Total			\$ 9,567,217.52	\$ 4,844,037.02	\$ -		\$ 4,723,180.50

City of Alexandria	GO Alex	Operating - GO Alex	CAP - Operating	\$ 200,000.00	\$ 160,000.00	\$ -		\$ 40,000.00
City of Alexandria	City of Alexandria	CAP Strategic Plan Update - GO Alex (FY27-32)	MERIT Special Programs - Technical Assistance	100,000.00	50,000.00	-		50,000.00
City of Alexandria	DASH	Transit Infrastructure (Bus Stop Amenities - Shelters) (12)	TRIP - Passenger Amenities and Facilities	500,000.00	340,000.00	-		160,000.00
City of Alexandria	DASH	Reduced Fare - MetroBus Passes (Alexandria Public Schools)	TRIP - Zero and Reduced Fare	150,000.00	120,000.00	-		30,000.00
City of Alexandria	Total			\$ 950,000.00	\$ 670,000.00	\$ -		\$ 280,000.00

County of Arlington	Arlington Transit (ART)	New Service - Microtransit (Northwest Arlington Zone)	MERIT Special Programs - Demonstration	\$ 2,500,000.00	\$ 2,000,000.00	\$ -		\$ 500,000.00
County of Arlington	Arlington Transit (ART)	Operations Internship (1)	MERIT Special Programs - Workforce Development	68,016.00	54,412.80	-		13,603.20
County of Arlington	Arlington Transit (ART)	Vehicle Support Equipment - On Board Systems (Security Cameras + ITS)	TRIP - Public Safety	1,305,000.00	887,400.00	-		417,600.00
County of Arlington	Arlington Transit (ART)	Vehicle Support Equipment (Farebox Replacement)	TRIP - Regional Connectivity	4,072,903.00	2,769,574.04	-		1,303,328.96
County of Arlington	Arlington Transit (ART)	Arlington Commuter Assistance Program (FY25-FY27)	CMAQ/RSTP	5,355,461.00	1,071,092.20	4,284,368.80	CMAQ	-
County of Arlington	Arlington Transit (ART)	Arlington Commuter Assistance Program (FY25-FY27)	CMAQ/RSTP	750,893.00	150,178.60	600,714.40	RSTP	-
County of Arlington	Total			\$ 14,052,273.00	\$ 6,932,657.64	\$ 4,885,083.20		\$ 2,234,532.16

NORTHERN VIRGINIA FY26 TRANSIT PROJECTS

Recipient	Organization/Service Detail	Project Name	Funding Opportunity	Project Cost	State Funds	DRPT Federal Funds	DRPT Federal Program	Match
County of Fairfax	Fairfax County Commuter Services	Operating - Fairfax County Commuter Services	CAP - Operating	\$ 426,211.00	\$ 340,969.00	\$ -		\$ 85,242.00
County of Fairfax	Fairfax County Commuter Services	Employer Trip Reduction - Fairfax County	CAP - Project Assistance	263,181.00	210,544.80	-		52,636.20
County of Fairfax	Fairfax County Commuter Services	Marketing - First Mile/Last Mile Transit Connections	CAP - Project Assistance	276,334.00	221,067.20	-		55,266.80
County of Fairfax	Fairfax Connector	Operating - Route 610	I-66 Operating Program	669,650.00	669,650.00	-		-
County of Fairfax	Fairfax Connector	Operating - Route 660	I-66 Operating Program	1,742,561.00	1,742,561.00	-		-
County of Fairfax	Fairfax Connector	Operating - Route 670	I-66 Operating Program	401,861.00	401,861.00	-		-
County of Fairfax	Fairfax Connector	Operating - Route 698	I-66 Operating Program	491,271.00	491,271.00	-		-
County of Fairfax	Fairfax Connector	Operating - Route 663	I-66 Operating Program	248,981.00	248,981.00	-		-
County of Fairfax	Fairfax Connector	Operating - Route 393	I-95 Operating Program	429,599.00	429,599.00	-		-
County of Fairfax	Fairfax Connector	Vehicle Support Equipment (Farebox Replacement)	TRIP - Regional Connectivity	2,215,000.00	1,506,200.00	-		708,800.00
County of Fairfax	Fairfax Connector	Fairfax Countywide Transit Stores	CMAQ/RSTP	702,952.00	140,590.40	562,361.60	CMAQ	-
County of Fairfax		Total		\$ 7,867,601.00	\$ 6,403,294.40	\$ 562,361.60		\$ 901,945.00
County of Loudoun	Loudoun County Commuter Services	Operating - Loudoun County Commuter Services	CAP - Operating	\$ 486,330.00	\$ 389,064.00	\$ -		\$ 97,266.00
County of Loudoun	Loudoun County Transit (LC Transit)	Transit Marketing - Loudoun County Transit	CAP - Project Assistance	400,000.00	320,000.00	-		80,000.00
County of Loudoun	Loudoun County Commuter Services	Employer Trip Reduction - Loudoun County	CAP - Project Assistance	95,587.00	76,469.60	-		19,117.40
County of Loudoun	Loudoun County Transit (LC Transit)	State Operating	MERIT Operating Assistance - Urban	4,616,922.78	4,616,922.78	-		-
County of Loudoun	Loudoun County Transit (LC Transit)	New Service - Microtransit (Leesburg Zone)	MERIT Special Programs - Demonstration	2,089,000.00	1,671,200.00	-		417,800.00
County of Loudoun	Loudoun County Transit (LC Transit)	New Service - Commuter Bus (Loudoun to Dale City)	MERIT Special Programs - Demonstration	736,680.00	589,344.00	-		147,336.00
County of Loudoun	Loudoun County Transit (LC Transit)	Silver Line Service (Multi-Year Project)	TRIP - Regional Connectivity	3,133,566.00	940,070.00	-		2,193,496.00
County of Loudoun		Total		\$ 11,558,085.78	\$ 8,603,070.38	\$ -		\$ 2,955,015.40
Dulles Area Transportation Association	DATA	Employer Trip Reduction - Dulles Airport	CAP - Project Assistance	\$ 224,658.00	\$ 179,726.40	\$ -		\$ 44,931.60
Dulles Area Transportation Association		Total		\$ 224,658.00	\$ 179,726.40	\$ -		\$ 44,931.60

NORTHERN VIRGINIA FY26 TRANSIT PROJECTS

Recipient	Organization/Service Detail	Project Name	Funding Opportunity	Project Cost	State Funds	DRPT Federal Funds	DRPT Federal Program	Match
Metropolitan Washington Council of Governments	Tranportation Planning Board (TPB)	FY26 - FTA 5303 Planning	FTA 5303 Program	\$ 1,815,860.27	\$ 181,586.03	\$ 1,452,688.22	FTA 5303	\$ 181,586.02
Metropolitan Washington Council of Governments		Total		\$ 1,815,860.27	\$ 181,586.03	\$ 1,452,688.22		\$ 181,586.02
Northern Virginia Transportation Commission	Washington Metropolitan Area Transit Authority (WMATA)	WMATA Operating and Capital	WMATA Operating and Capital	\$ 237,432,772.00	\$ 237,432,772.00	\$ -		\$ -
Northern Virginia Transportation Commission		Total		\$ 237,432,772.00	\$ 237,432,772.00	\$ -		\$ -
NVTC - Arlington County	Arlington Transit (ART)	Replacement - Heavy-duty, Large bus (BEB) (8)	MERIT Capital Assistance - SGR	\$ 10,102,136.00	\$ 6,869,452.48	\$ -		\$ 3,232,683.52
NVTC - Arlington County	Arlington Transit (ART)	State Operating	MERIT Operating Assistance - Urban	5,903,647.02	5,903,647.02	-		-
NVTC - Arlington County	Arlington Transit (ART)	Transit Infrastructure (Bus Stop ADA Improvements)	TRIP - Passenger Amenities and Facilities	857,000.00	582,760.00	-		274,240.00
NVTC - Arlington County	Arlington Transit (ART)	Transit Infrastructure (Bus Stop Amenities - Shelters)	TRIP - Passenger Amenities and Facilities	796,000.00	541,280.00	-		254,720.00
NVTC - Arlington County	Arlington Transit (ART)	Arlington County Transit (ART) - Shirlington Facility	MERIT Capital Assistance - MAJ (Multi-Year Project)	48,282,500.00	6,158,724.00	-		42,123,776.00
NVTC - Arlington County		Total		\$ 65,941,283.02	\$ 20,055,863.50	\$ -		\$ 45,885,419.52
NVTC - City of Alexandria	DASH	Replacement - Heavy-duty, Large bus (7)	MERIT Capital Assistance - SGR	\$ 5,241,523.82	\$ 3,564,236.20	\$ -		\$ 1,677,287.62
NVTC - City of Alexandria	DASH	State Operating	MERIT Operating Assistance - Urban	10,450,791.06	10,450,791.06	-		-
NVTC - City of Alexandria		Total		\$ 15,692,314.88	\$ 14,015,027.26	\$ -		\$ 1,677,287.62
NVTC - City of Fairfax	CUE	Spare Parts / Capital Maintenance Items (Engines)	MERIT Capital Assistance - MIN	\$ 65,544.00	\$ 44,569.92	\$ -		\$ 20,974.08
NVTC - City of Fairfax	CUE	Shop Equipment (Tire Changer & Balancer)	MERIT Capital Assistance - MIN	12,960.00	8,812.80	-		4,147.20
NVTC - City of Fairfax	CUE	State Operating	MERIT Operating Assistance - Urban	1,636,080.60	1,636,080.60	-		-
NVTC - City of Fairfax	CUE	Zero-Fare Pilot Program Evaluation	MERIT Special Programs - Technical Assistance	75,000.00	37,500.00	-		37,500.00
NVTC - City of Fairfax		Total		\$ 1,789,584.60	\$ 1,726,963.32	\$ -		\$ 62,621.28

NORTHERN VIRGINIA FY26 TRANSIT PROJECTS

Recipient	Organization/Service Detail	Project Name	Funding Opportunity	Project Cost	State Funds	DRPT Federal Funds	DRPT Federal Program	Match
NVTC - Fairfax County	Fairfax Connector	Rehab/Renovation of Rail Related Facilities (Parking Deck at Burke VRE Station)	MERIT Capital Assistance - MIN	\$ 350,000.00	\$ 238,000.00	\$ -		\$ 112,000.00
NVTC - Fairfax County	Fairfax Connector	Rehab/Renovation of Yards and Shops (Garage Upgrades at 3 Facilities)	MERIT Capital Assistance - MIN	1,660,000.00	1,128,800.00	-		531,200.00
NVTC - Fairfax County	Fairfax Connector	3rd Party Project Management (Consultant Services - Fleet & Facilities Maintenance)	MERIT Capital Assistance - MIN	498,960.00	339,292.80	-		159,667.20
NVTC - Fairfax County	Fairfax Connector	Rehab/Renovation of Rail Related Facilities (Parking Lot at Backlick Road VRE Station)	MERIT Capital Assistance - MIN	150,000.00	102,000.00	-		48,000.00
NVTC - Fairfax County	Fairfax Connector	Vehicle Mid-life Overhaul - Large, Heavy-duty Bus (11)	MERIT Capital Assistance - SGR	1,375,000.00	935,000.00	-		440,000.00
NVTC - Fairfax County	Fairfax Connector	Replacement - Heavy-duty, Large bus (60)	MERIT Capital Assistance - SGR	59,519,082.00	7,737,480.66	-		51,781,601.34
NVTC - Fairfax County	Fairfax Connector	State Operating	MERIT Operating Assistance - Urban	23,974,960.48	23,974,960.48	-		-
NVTC - Fairfax County	Fairfax Connector	Transit Infrastructure - Fixed Guideway (Richmond Hwy BRT) (Multi-Year Project)	TRIP - Regional Connectivity	244,650,000.00	6,250,000.00	-		238,400,000.00
NVTC - Fairfax County		Total		\$ 332,178,002.48	\$ 40,705,533.94	\$ -		\$ 291,472,468.54
NVTC - Virginia Railway Express	Virginia Railway Express (VRE)	VRE Operating and Capital	VRE Operating and Capital	\$ 17,399,576.00	\$ 17,399,576.00	\$ -		\$ -
NVTC - Virginia Railway Express	Virginia Railway Express (VRE)	Debt Service for Rail Projects (71 Railcars)	MERIT Capital Assistance - MIN (Multi-Year Project)	4,193,403.00	670,944.00	-		3,522,459.00
NVTC - Virginia Railway Express		Total		\$ 21,592,979	\$ 18,070,520	\$ -		\$ 3,522,459
Potomac Rappahannock Transportation Commission	OmniRide	Operating - OmniRide Rideshare	CAP - Operating	\$ 236,729.00	\$ 189,383.20	\$ -		\$ 47,345.80
Potomac Rappahannock Transportation Commission	OmniRide	Employer Trip Reduction - Prince William County	CAP - Project Assistance	56,200.00	44,960.00	-		11,240.00
Potomac Rappahannock Transportation Commission	OmniRide	Operating - I-95 Routes Supplemental Trips	I-95 Operating Program	598,100.00	598,100.00	-		-
Potomac Rappahannock Transportation Commission	OmniRide	Expansion - Light-duty, Van with lift (BEB) (1)	MERIT Capital Assistance - MIN	175,000.00	119,000.00	-		56,000.00
Potomac Rappahannock Transportation Commission	OmniRide	Rehab/Renovation of Admin/Maint Facility (Upgrades at 2 Facilities)	MERIT Capital Assistance - MIN	146,200.00	99,416.00	-		46,784.00
Potomac Rappahannock Transportation Commission	OmniRide	Debt Service for Rail Projects	MERIT Capital Assistance - MIN	206,837.00	140,649.16	-		66,187.84

NORTHERN VIRGINIA FY26 TRANSIT PROJECTS

Recipient	Organization/Service Detail	Project Name	Funding Opportunity	Project Cost	State Funds	DRPT Federal Funds	DRPT Federal Program	Match
Potomac Rappahannock Transportation Commission	OmniRide	Replacement - Heavy-duty, Large bus (3)	MERIT Capital Assistance - SGR	2,250,000.00	360,000.00	-		1,890,000.00
Potomac Rappahannock Transportation Commission	OmniRide	State Operating	MERIT Operating Assistance - Urban	8,680,792.68	8,680,792.68	-		-
Potomac Rappahannock Transportation Commission	OmniRide	Professional Development Fellow (1)	MERIT Special Programs - Workforce Development	39,000.00	31,200.00	-		7,800.00
Potomac Rappahannock Transportation Commission	OmniRide		CMAQ/RSTP	2,880,149.00	576,029.80	2,304,119.20	CMAQ	-
Potomac Rappahannock Transportation Commission		PRTC Omniride Bus Replacement						
Potomac Rappahannock Transportation Commission		Total		\$ 15,269,007.68	\$ 10,839,530.84	\$ 2,304,119.20		\$ 2,125,357.64
Tysons Community Alliance	Tysons Community Alliance	Marketing - Walk, Bike, and Roll in Tysons	CAP - Project Assistance	\$ 167,500.00	\$ 134,000.00	\$ -		\$ 33,500.00
Tysons Community Alliance		Total		\$ 167,500.00	\$ 134,000.00	\$ -		\$ 33,500.00
Washington Metropolitan Area Transit Authority (WMATA)	Washington Metropolitan Area Transit Authority (WMATA)	WMATA General Funds	WMATA General Funds	\$ 77,200,000.00	\$ 77,200,000.00	\$ -		\$ -
Washington Metropolitan Area Transit Authority	Washington Metropolitan Area Transit Authority (WMATA)	Dedicated Funding (Multi-Year Project)	WMATA Dedicated	154,500,000.00	154,500,000.00	-		-
Washington Metropolitan Area Transit Authority	Washington Metropolitan Area Transit Authority (WMATA)	PRIIA (Multi-Year Project)	PRIIA - Capital	100,000,000.00	50,000,000.00	-		50,000,000.00
Washington Metropolitan Area Transit Authority	Washington Metropolitan Area Transit Authority (WMATA)	Replacement Buses (FY24-FY26)	CMAQ/RSTP	4,960,428.00	992,085.60	3,968,342.40	CMAQ	-
Washington Metropolitan Area Transit Authority		Total		\$ 336,660,428.00	\$ 282,692,085.60	\$ 3,968,342.40		\$ 50,000,000.00

RICHMOND FY26 TRANSIT PROJECTS

Recipient	Organization/Service Detail	Project Name	Funding Opportunity	Project Cost	State Funds	DRPT Federal Funds	DRPT Federal Program	Match
Chesterfield County, VA	Chesterfield County	Operating	FTA 5310 - Operating	\$ 80,000.00	\$ 32,000.00	\$ 40,000.00	FTA 5310 - Large Urban Richmond	\$ 8,000.00
Chesterfield County, VA	Chesterfield County	Other Capital - Contracted Transportation	FTA 5310 - Other Capital	500,000.00	80,000.00	400,000.00	FTA 5310 - Large Urban Richmond	20,000.00
Chesterfield County, VA	Chesterfield County	Feasibility Study - Microtransit (Chesterfield County)	MERIT Special Programs - Technical Assistance	216,000.00	108,000.00	-		108,000.00
Chesterfield County, VA	Chesterfield County	Transit Infrastructure (Bus Stop + Pedestrian Access Improvements)	TRIP - Passenger Amenities and Facilities	809,199.00	550,255.32	-		258,943.68
Chesterfield County, VA	Chesterfield County	Transit Infrastructure (Bus Stop + Pedestrian Access Improvements)	TRIP - Passenger Amenities and Facilities	965,540.00	656,567.20	-		308,972.80
Chesterfield County, VA	Greater Richmond Transit Company (GRTC)	New Service - Fixed Route (Route 1A) [FY26 to FY28] (Multi-Year Project)	TRIP - Regional Connectivity	2,190,522.00	1,752,417.60	-		438,104.40
Chesterfield County		Total		\$ 4,761,261.00	\$ 3,179,240.12	\$ 440,000.00		\$ 1,142,020.88
City of Petersburg	Petersburg Area Transit (PAT)	Replacement - Light-duty, Medium-size transit bus or BOC (1)	MERIT Capital Assistance - SGR	\$ 127,126.00	\$ 86,445.68	\$ -		\$ 40,680.32
City of Petersburg	Petersburg Area Transit (PAT)	Replacement Support Vehicle - Pickup Truck (1)	MERIT Capital Assistance - SGR	41,353.10	28,120.11	-		13,232.99
City of Petersburg	Petersburg Area Transit (PAT)	State Operating	MERIT Operating Assistance - Urban	1,036,983.68	1,036,983.68	-		-
City of Petersburg	Petersburg Area Transit (PAT)	New Service - Fixed Route (Green Trolley)	MERIT Special Programs - Demonstration	708,700.00	566,960.00	-		141,740.00
City of Petersburg		Total		\$ 1,914,162.78	\$ 1,718,509.47	\$ -		\$ 195,653.31
City of Richmond	Greater Richmond Transit Company (GRTC)	Transit Infrastructure (Bus Stop ADA Improvements)	TRIP - Passenger Amenities and Facilities	\$ 478,000.00	\$ 325,040.00	\$ -		\$ 152,960.00
City of Richmond		Total		\$ 478,000.00	\$ 325,040.00	\$ -		\$ 152,960.00
Crater District Area Agency on Aging	Crater District AAA	Replacement - Light-duty, minivan (2)	FTA 5310 - Capital - Vehicles	\$ 154,608.00	\$ 15,460.80	\$ 123,686.40	FTA 5310 - Large Urban Richmond	\$ 15,460.80
Crater District Area Agency on Aging		Total		\$ 154,608.00	\$ 15,460.80	\$ 123,686.40		\$ 15,460.80
Crater Planning District Commission	Tri-Cities Area MPO	FY26 - FTA 5303 Planning	FTA 5303 Program	\$ 166,866.19	\$ 16,686.62	\$ 133,492.95	FTA 5303	\$ 16,686.62
Crater Planning District Commission		Total		\$ 166,866.19	\$ 16,686.62	\$ 133,492.95		\$ 16,686.62

RICHMOND FY26 TRANSIT PROJECTS

Recipient	Organization/Service Detail	Project Name	Funding Opportunity	Project Cost	State Funds	DRPT Federal Funds	DRPT Federal Program	Match
Greater Richmond Transit Company	Greater Richmond Transit Company (GRTC)	Operating	FTA 5310 - Operating	\$ 95,780.00	\$ 38,312.00	\$ 47,890.00	FTA 5310 - Large Urban Richmond	\$ 9,578.00
Greater Richmond Transit Company	Greater Richmond Transit Company (GRTC)	Vehicle Support Equipment (Bus Wash)	MERIT Capital Assistance - MIN	275,000.00	187,000.00	-		88,000.00
Greater Richmond Transit Company	Greater Richmond Transit Company (GRTC)	Expansion - Light-duty, Van with ramp (5)	MERIT Capital Assistance - MIN	800,000.00	544,000.00	-		256,000.00
Greater Richmond Transit Company	Greater Richmond Transit Company (GRTC)	ADP Software - Operations (Swiftly)	MERIT Capital Assistance - MIN	145,500.00	98,940.00	-		46,560.00
Greater Richmond Transit Company	Greater Richmond Transit Company (GRTC)	ADP Software - Operations (Annual Licenses)	MERIT Capital Assistance - MIN	906,816.05	616,634.91	-		290,181.14
Greater Richmond Transit Company	Greater Richmond Transit Company (GRTC)	Vehicle Support Equipment (Driving Simulator)	MERIT Capital Assistance - MIN	400,000.00	272,000.00	-		128,000.00
Greater Richmond Transit Company	Greater Richmond Transit Company (GRTC)	Rehab/Renovation of Admin/Maint Facility (Exterior Security at 301 E. Belt Blvd)	MERIT Capital Assistance - MIN	350,000.00	238,000.00	-		112,000.00
Greater Richmond Transit Company	Greater Richmond Transit Company (GRTC)	ADP Software - Operations (Cybersecurity Infrastructure)	MERIT Capital Assistance - MIN	200,000.00	136,000.00	-		64,000.00
Greater Richmond Transit Company	Greater Richmond Transit Company (GRTC)	ADP Software - Operations (HASTUS)	MERIT Capital Assistance - MIN	135,000.00	91,800.00	-		43,200.00
Greater Richmond Transit Company	Greater Richmond Transit Company (GRTC)	Replacement - Light-duty, minivan (12)	MERIT Capital Assistance - SGR	2,028,000.00	1,379,040.00	-		648,960.00
Greater Richmond Transit Company	Greater Richmond Transit Company (GRTC)	Replacement - Heavy-duty, Large bus (29)	MERIT Capital Assistance - SGR	16,631,999.96	11,309,759.97	-		5,322,239.99
Greater Richmond Transit Company	Greater Richmond Transit Company (GRTC)	ADP Hardware-Operations (Network & Server Infrastructure)	MERIT Capital Assistance - SGR	674,000.00	458,320.00	-		215,680.00
Greater Richmond Transit Company	Greater Richmond Transit Company (GRTC)	Rehab/Renovation of Yards and Shops (Asphalt and Concrete Repairs at 301 E. Belt Blvd)	MERIT Capital Assistance - SGR	4,184,800.00	2,845,664.00	-		1,339,136.00
Greater Richmond Transit Company	Greater Richmond Transit Company (GRTC)	State Operating	MERIT Operating Assistance - Urban	19,149,752.35	19,149,752.35	-		-
Greater Richmond Transit Company	Greater Richmond Transit Company (GRTC)	Maintenance and Transportation Operations Assessment	MERIT Special Programs - Technical Assistance	200,000.00	100,000.00	-		100,000.00
Greater Richmond Transit Company	Greater Richmond Transit Company (GRTC)	ADA Facilities Assessment	MERIT Special Programs - Technical Assistance	90,000.00	45,000.00	-		45,000.00
Greater Richmond Transit Company	Greater Richmond Transit Company (GRTC)	Maintenance Apprenticeship Program Development	MERIT Special Programs - Technical Assistance	62,000.00	31,000.00	-		31,000.00
Greater Richmond Transit Company	Greater Richmond Transit Company (GRTC)	Engineering and Design of Customer Facility (West End Transfer Station)	TRIP - Passenger Amenities and Facilities	5,000,000.00	3,400,000.00	-		1,600,000.00
Greater Richmond Transit Company	Greater Richmond Transit Company (GRTC)	ADP Hardware - Operations (Security Cameras at 301 E. Belt Blvd)	TRIP - Public Safety	120,000.00	81,600.00	-		38,400.00
Greater Richmond Transit Company	Greater Richmond Transit Company (GRTC)	Engineering & Design of Transit Infrastructure (North-South Pulse BRT)	MERIT Special Programs - Technical Assistance	1,968,599.00	984,299.50	-		984,299.50
Greater Richmond Transit Company	Greater Richmond Transit Company (GRTC)	Engineering & Design of Transit Infrastructure (Western Pulse BRT)	TRIP - Regional Connectivity	3,924,698.00	2,668,794.64	-		1,255,903.36
	Greater Richmond Transit Company (GRTC)	Safety Programming & Training (Public Safety Officers)	TRIP - Public Safety	914,700.00	731,760.00	-		182,940.00
Greater Richmond Transit Company	Greater Richmond Transit Company (GRTC)	New Service - Microtransit (Ashland Zone) [FY26 - FY28] (Multi-Year Project)	TRIP - Regional Connectivity	993,740.00	794,992.00	-		198,748.00
Greater Richmond Transit Company	Greater Richmond Transit Company (GRTC)	New Service - Fixed Route (Route 1) (Multi-Year Project) [FY26 - FY28]	TRIP - Regional Connectivity	3,729,512.00	2,983,609.60	-		745,902.40
Greater Richmond Transit Company		Total		\$ 62,979,897.36	\$ 49,186,278.97	\$ 47,890.00		\$ 13,745,728.39
			Richmond District					

RICHMOND FY26 TRANSIT PROJECTS

Recipient	Organization/Service Detail	Project Name	Funding Opportunity	Project Cost	State Funds	DRPT Federal Funds	DRPT Federal Program	Match
Hanover County, Virginia	Hanover DASH	Other Capital - Contracted Transportation	FTA 5310 - Other Capital	\$ 900,000.00	\$ 144,000.00	\$ 720,000.00	FTA 5310 - Large Urban Richmond	\$ 36,000.00
Hanover County		Total		\$ 900,000.00	\$ 144,000.00	\$ 720,000.00		\$ 36,000.00
Heart Havens	Heart Havens	Replacement - Light-duty, Van with raised roof (1)	FTA 5310 - Capital - Vehicles	\$ 95,687.00	\$ 9,568.70	\$ 76,549.60	FTA 5310 - Large Urban Richmond	\$ 9,568.70
Heart Havens		Total		\$ 95,687.00	\$ 9,568.70	\$ 76,549.60		\$ 9,568.70
Lets Go Service	Lets Go Service	Expansion - Light-duty, minivan (1)	FTA 5310 - Capital - Vehicles	\$ 77,304.00	\$ 7,730.40	\$ 61,843.20	FTA 5310 - Large Urban Richmond	\$ 7,730.40
Lets Go Service	Lets Go Service	Operating	FTA 5310 - Operating	105,750.00	42,300.00	52,875.00	FTA 5310 - Large Urban Richmond	10,575.00
Lets Go Service		Total		\$ 183,054.00	\$ 50,030.40	\$ 114,718.20		\$ 18,305.40
Powhatan County Department of Social Services	Powhatan County Department of Social Services	Operating	FTA 5310 - Operating	\$ 14,000.00	\$ 5,600.00	\$ 7,000.00	FTA 5310 - Rural	\$ 1,400.00
Powhatan County Department of Social Services		Total		\$ 14,000.00	\$ 5,600.00	\$ 7,000.00		\$ 1,400.00
Richmond Regional Planning District Commission	Richmond Regional TPO	FY26 - FTA 5303 Planning	FTA 5303 Program	\$ 740,206.76	\$ 74,020.68	\$ 592,165.41	FTA 5303	\$ 74,020.67
Richmond Regional Planning District Commission	PlanRVA	Regional Zero-Fare Transit Access Plan	MERIT Special Programs - Technical Assistance	250,701.00	125,350.50	-		125,350.50
Richmond Regional Planning District Commission		Total		\$ 990,907.76	\$ 199,371.18	\$ 592,165.41		\$ 199,371.17
Southside Behavioral Health	Southside Behavioral Health	Replacement - Light-duty, minivan (1) + BOC (2)	FTA 5310 - Capital - Vehicles	\$ 398,554.00	\$ 39,855.40	\$ 318,843.20	FTA 5310 - Rural	\$ 39,855.40
Southside Behavioral Health		Total		\$ 398,554.00	\$ 39,855.40	\$ 318,843.20		\$ 39,855.40
The SPAN Center	The SPAN Center	Operating	FTA 5310 - Operating	\$ 159,225.00	\$ 63,690.00	\$ 79,612.50	FTA 5310 - Large Urban Richmond	\$ 15,922.50
The SPAN Center	The SPAN Center	Other Capital - Mobility Management, Contracted Transportation	FTA 5310 - Other Capital	315,393.00	50,462.88	252,314.40	FTA 5310 - Large Urban Richmond	12,615.72
The SPAN Center		Total		\$ 474,618.00	\$ 114,152.88	\$ 331,926.90		\$ 28,538.22

SALEM FY26 TRANSIT PROJECTS

Recipient	Organziation/Service Detail	Project Name	Funding Opportunity	Project Cost	State Funds	DRPT Federal Funds	DRPT Federal Program	Match
City of Radford	Radford Transit	FTA 5311 Operating	FTA 5311 - Operating Assistance	\$ 2,700,068.68	\$ -	\$ 1,350,034.34	FTA 5311 - ADTAP	\$ 1,350,034.34
City of Radford	Radford Transit	Spare Parts / Capital Maintenance Items (Major Vehicle Components)	MERIT Capital Assistance - MIN	75,000.00	51,000.00	21,000.00	FTA 5311	3,000.00
City of Radford	Radford Transit	Replacement - Medium-duty, Medium-size transit bus or BOC (6)	MERIT Capital Assistance - SGR	1,140,000.00	775,200.00	319,200.00	FTA 5311	45,600.00
City of Radford	Radford Transit	Transit Infrastructure (Bus Stop Signs) (20)	MERIT Capital Assistance - SGR	600.00	408.00	168.00	FTA 5311	24.00
City of Radford	Radford Transit	State Operating	MERIT Operating Assistance - Rural	471,126.31	471,126.31	-		-
City of Radford	Radford Transit	Zero Fare - Systemwide [FY26 to FY29] (Multi-Year Project)	TRIP - Zero and Reduced Fare	186,000.00	148,800.00	-		37,200.00
City of Radford		Total		\$ 4,572,794.99	\$ 1,446,534.31	\$ 1,690,402.34		\$ 1,435,858.34
County of Roanoke	CORTRAN	Other Capital - Contracted Transportation (Urban)	FTA 5310 - Other Capital	\$ 398,113.00	\$ 63,698.08	\$ 318,490.40	FTA 5310 - Large Urban Roanoke	\$ 15,924.52
County of Roanoke	CORTRAN	Other Capital - Contracted Transportation (Rural)	FTA 5310 - Other Capital	133,200.00	21,312.00	106,560.00	FTA 5310 - Rural	5,328.00
County of Roanoke	McAfee Knob Trailhead Shuttle	New Service - Fixed Route (McAfee Knob Trailhead Shuttle)	MERIT Special Programs - Demonstration	158,000.00	126,400.00	-		31,600.00
Roanoke County		Total		\$ 689,313.00	\$ 211,410.08	\$ 425,050.40		\$ 52,852.52
Edwards Adult Day Center	Edwards Adult Day Center	Replacement - Light-duty, BOC (1)	FTA 5310 - Capital - Vehicles	\$ 118,763.00	\$ 11,876.30	\$ 95,010.40	FTA 5310 - Rural	\$ 11,876.30
Edwards Adult Day Center		Total		\$ 118,763.00	\$ 11,876.30	\$ 95,010.40		\$ 11,876.30
Franklin County Office of Aging	Franklin County Office of Aging	Replacement - Light-duty, Van with raised roof (1)	FTA 5310 - Capital - Vehicles	\$ 95,687.00	\$ 9,568.70	\$ 76,549.60	FTA 5310 - Rural	\$ 9,568.70
Franklin County Office of Aging		Total		\$ 95,687.00	\$ 9,568.70	\$ 76,549.60		\$ 9,568.70
Giles Health & Family Center	Giles Health & Family Center	Replacement - Light-duty, minivan (2)	FTA 5310 - Capital - Vehicles	\$ 154,608.00	\$ 15,460.80	\$ 123,686.40	FTA 5310 - Rural	\$ 15,460.80
Giles Health & Family Center	Giles Health & Family Center	Operating	FTA 5310 - Operating	185,000.00	74,000.00	92,500.00	FTA 5310 - Rural	18,500.00
Giles Health & Family Center		Total		\$ 339,608.00	\$ 89,460.80	\$ 216,186.40		\$ 33,960.80

SALEM FY26 TRANSIT PROJECTS

Recipient	Organziation/Service Detail	Project Name	Funding Opportunity	Project Cost	State Funds	DRPT Federal Funds	DRPT Federal Program	Match
Greater Roanoke Transit Company	Valley Metro	FTA 5311 Operating	FTA 5311 - Operating Assistance	\$ 1,220,975.00	\$ -	\$ 610,487.50	FTA 5311 (f)	\$ 610,487.50
Greater Roanoke Transit Company	Valley Metro	State Operating	MERIT Operating Assistance - Urban	3,193,342.73	3,193,342.73	-		-
Greater Roanoke Transit Company	Valley Metro	New Service - Microtransit (MetroFLX)	MERIT Special Programs - Demonstration	3,263,104.00	2,610,483.20	-		652,620.80
Greater Roanoke Transit Company		Total		\$ 7,677,421.73	\$ 5,803,825.93	\$ 610,487.50		\$ 1,263,108.30
New River Valley Community Services Board	New River Valley CSB	Replacement - Light-duty, BOC (4)	FTA 5310 - Capital - Vehicles	\$ 484,700.00	\$ 48,470.00	\$ 387,760.00	FTA 5310 - Small Urban	\$ 48,470.00
New River Valley Community Services Board	New River Valley CSB	Operating	FTA 5310 - Operating	555,247.00	222,098.80	277,623.50	FTA 5310 - Small Urban	55,524.70
New River Valley Community Services Board		Total		\$ 1,039,947.00	\$ 270,568.80	\$ 665,383.50		\$ 103,994.70
New River Valley Metropolitan Planning Organization	New River Valley MPO	FY26 - FTA 5303 Planning	FTA 5303 Program	\$ 133,529.81	\$ 13,352.98	\$ 106,823.85	FTA 5303	\$ 13,352.98
New River Valley Metropolitan Planning Organization		Total		\$ 133,529.81	\$ 13,352.98	\$ 106,823.85		\$ 13,352.98
New River Valley Planning District Commission	RIDE Solutions NRVRC	Operating - RIDE Solutions of New River Valley	CAP - Operating	\$ 116,518.00	\$ 93,214.40	\$ -		\$ 23,303.60
New River Valley Planning District Commission		Total		\$ 116,518.00	\$ 93,214.40	\$ -		\$ 23,303.60
New River Valley Senior Services, Inc.	New River Valley Senior Services (NRVSS)	Replacement - Light-duty, Van with raised roof (2)	FTA 5310 - Capital - Vehicles	\$ 191,374.00	\$ 19,137.40	\$ 153,099.20	FTA 5310 - Rural	\$ 19,137.40
New River Valley Senior Services, Inc.	Pulaski Area Transit (PAT)	FTA 5311 Operating	FTA 5311 - Operating Assistance	804,450.00	-	402,225.00	FTA 5311 - ADTAP	402,225.00
New River Valley Senior Services, Inc.	Pulaski Area Transit (PAT)	Mobility Management	MERIT Capital Assistance - MIN	58,424.00	39,728.32	16,358.72	FTA 5311	2,336.96
New River Valley Senior Services, Inc.	Pulaski Area Transit (PAT)	Spare Parts / Capital Maintenance Items (Tires)	MERIT Capital Assistance - MIN	12,000.00	8,160.00	3,360.00	FTA 5311	480.00
New River Valley Senior Services, Inc.	Pulaski Area Transit (PAT)	State Operating	MERIT Operating Assistance - Rural	182,624.43	182,624.43	-		-
New River Valley Senior Services, Inc.		Total		\$ 1,248,872.43	\$ 249,650.15	\$ 575,042.92		\$ 424,179.36

SALEM FY26 TRANSIT PROJECTS

Recipient	Organziation/Service Detail	Project Name	Funding Opportunity	Project Cost	State Funds	DRPT Federal Funds	DRPT Federal Program	Match
Roanoke Valley Alleghany Regional Commission	RIDE Solutions RVARC	Operating - RIDE Solutions of Roanoke Valley Alleghany	CAP - Operating	\$ 107,313.00	\$ 85,850.40	\$ -		\$ 21,462.60
Roanoke Valley Alleghany Regional Commission	RIDE Solutions	Marketing to Employers - Roanoke Region	CAP - Project Assistance	127,308.00	101,846.40	-		25,461.60
Roanoke Valley Alleghany Regional Commission	Roanoke Valley Area MPO	FY26 - FTA 5303 Planning	FTA 5303 Program	230,852.25	23,085.23	184,681.80	FTA 5303	23,085.22
Roanoke Valley Alleghany Regional Commission	Roanoke Valley Alleghany Regional Commission (RVARC)	Feasibility Study - Microtransit (Franklin County)	MERIT Special Programs - Technical Assistance	120,000.00	60,000.00	-		60,000.00
Roanoke Valley Alleghany Regional Commission		Total		\$ 585,473.25	\$ 270,782.03	\$ 184,681.80		\$ 130,009.42
Southern Area Agency on Aging	Southern AAA	Operating	FTA 5310 - Operating	\$ 36,000.00	\$ 14,400.00	\$ 18,000.00	FTA 5310 - Rural	\$ 3,600.00
Southern Area Agency on Aging	Southern AAA	Other Capital - Mobility Management, Contracted Transportation	FTA 5310 - Other Capital	217,707.00	34,833.12	174,165.60	FTA 5310 - Rural	8,708.28
Southern Area Agency on Aging		Total		\$ 253,707.00	\$ 49,233.12	\$ 192,165.60		\$ 12,308.28
Town of Bedford	Bedford Otter Bus	New Service - Fixed Route (Bedford Otter Bus - Phase 4)	MERIT Special Programs - Demonstration	\$ 193,964.00	\$ 155,171.20	\$ -		\$ 38,792.80
Town of Bedford		Total		\$ 193,964.00	\$ 155,171.20	\$ -		\$ 38,792.80
Town of Blacksburg	Blacksburg Transit (BT)	Shop Equipment (Miscellaneous Shop Equipment)	MERIT Capital Assistance - MIN	\$ 15,000.00	\$ 10,200.00	\$ 4,200.00	FTA 5339 - DRPT Controlled	\$ 600.00
Town of Blacksburg	Blacksburg Transit (BT)	Transit Infrastructure (Bus Pull-off at Stop #1325)	MERIT Capital Assistance - MIN	140,000.00	95,200.00	39,200.00	FTA 5339 - DRPT Controlled	5,600.00
Town of Blacksburg	Blacksburg Transit (BT)	Replacement - Heavy-duty, Articulated bus (BEB) (4)	MERIT Capital Assistance - SGR	8,144,644.00	5,538,357.92	2,280,500.32	FTA 5339 - DRPT Controlled	325,785.76
Town of Blacksburg	Blacksburg Transit (BT)	Replacement - Light-duty, Small-size transit bus or BOC (2)	MERIT Capital Assistance - SGR	418,400.00	284,512.00	117,152.00	FTA 5339 - DRPT Controlled	16,736.00
Town of Blacksburg	Blacksburg Transit (BT)	State Operating	MERIT Operating Assistance - Urban	3,842,698.20	3,842,698.20	-		-
Town of Blacksburg		Total		\$ 12,560,742.20	\$ 9,770,968.12	\$ 2,441,052.32		\$ 348,721.76
West Piedmont Planning District Commission	RIDE Solutions WPPDC	Operating - RIDE Solutions of West Piedmont	CAP - Operating	\$ 59,000.00	\$ 47,200.00	\$ -		\$ 11,800.00
West Piedmont Planning District Commission		Total		\$ 59,000.00	\$ 47,200.00	\$ -		\$ 11,800.00

STAUNTON FY26 TRANSIT PROJECTS

Recipient	Organization/Service Detail	Project Name	Funding Opportunity	Project Cost	State Funds	DRPT Federal Funds	DRPT Federal Program	Match
Central Shenandoah Planning District Commission	RideShare CSPDC	Operating - RideShare - Central Shenandoah	CAP - Operating	\$ 94,950.00	\$ 75,960.00	\$ -		\$ 18,990.00
Central Shenandoah Planning District Commission	BRITE	Transit Marketing - Afton Express	CAP - Project Assistance	45,050.00	36,040.00	-		9,010.00
Central Shenandoah Planning District Commission	Harrisonburg / Rockingham MPO	FY26 - FTA 5303 Planning	FTA 5303 Program	117,075.42	11,707.55	93,660.33	FTA 5303	11,707.54
Central Shenandoah Planning District Commission	Staunton-Augusta-Waynesboro MPO	FY26 - FTA 5303 Planning	FTA 5303 Program	107,986.85	10,798.69	86,389.48	FTA 5303	10,798.68
Central Shenandoah Planning District Commission	BRITE	FTA 5311 Operating	FTA 5311 - Operating Assistance	901,051.00	-	450,525.50	FTA 5311	450,525.50
Central Shenandoah Planning District Commission	BRITE	Capital Cost of Contracting (Rural)	MERIT Capital Assistance - MIN	505,246.00	80,839.36	404,196.80	FTA 5311	20,209.84
Central Shenandoah Planning District Commission	BRITE	Capital Cost of Contracting (Urban)	MERIT Capital Assistance - MIN	808,380.00	129,340.80	-		679,039.20
Central Shenandoah Planning District Commission	BRITE	State Operating	MERIT Operating Assistance - Urban	618,200.54	618,200.54	-		-
Central Shenandoah Planning District Commission	BRITE	Transit Contract Procurement Technical Support	MERIT Special Programs - Technical Assistance	74,500.00	37,250.00	-		37,250.00
Central Shenandoah Planning District Commission	BRITE	Transit Infrastructure (Bus Stop Amenities Shelters) (3)	TRIP - Passenger Amenities and Facilities	45,400.00	30,872.00	-		14,528.00
Central Shenandoah Planning District Commission	BRITE	Afton Express Commuter Bus Service (Multi-Year Project)	TRIP - Regional Connectivity	74,941.00	44,965.00	-		29,976.00
Central Shenandoah Planning District Commission		Total		\$ 3,392,780.81	\$ 1,075,973.94	\$ 1,034,772.11		\$ 1,282,034.76
City of Harrisonburg	Harrisonburg Department of Public Transportation (HDPT)	Vehicle Support Equipment (Offeror ITS)	MERIT Capital Assistance - MIN	\$ 3,000,000.00	\$ 480,000.00	\$ -		\$ 2,520,000.00
City of Harrisonburg	Harrisonburg Department of Public Transportation (HDPT)	Replacement - Heavy-duty, Large bus (3)	MERIT Capital Assistance - SGR	1,937,655.00	1,317,605.40	-		620,049.60
City of Harrisonburg	Harrisonburg Department of Public Transportation (HDPT)	Replacement Support Vehicle - Sedan, SUV (4)	MERIT Capital Assistance - SGR	203,350.00	138,278.00	-		65,072.00
City of Harrisonburg	Harrisonburg Department of Public Transportation (HDPT)	State Operating	MERIT Operating Assistance - Urban	2,230,680.60	2,230,680.60	-		-
City of Harrisonburg		Total		\$ 7,371,685.60	\$ 4,166,564.00	\$ -		\$ 3,205,121.60
City of Winchester	WinTran	Expansion - Light-duty, Van with lift (1)	MERIT Capital Assistance - MIN	\$ 145,000.00	\$ 23,200.00	\$ -		\$ 121,800.00
City of Winchester	WinTran	State Operating	MERIT Operating Assistance - Urban	513,663.07	513,663.07	-		-
City of Winchester		Total		\$ 658,663.07	\$ 536,863.07	\$ -		\$ 121,800.00

STAUNTON FY26 TRANSIT PROJECTS

Recipient	Organization/Service Detail	Project Name	Funding Opportunity	Project Cost	State Funds	DRPT Federal Funds	DRPT Federal Program	Match
Grafton School, Inc.	Grafton School	Replacement - Light-duty, minivan (1)	FTA 5310 - Capital - Vehicles	\$ 77,304.00	\$ 7,730.40	\$ 61,843.20	FTA 5310 - Small Urban	\$ 7,730.40
Grafton School, Inc.		Total		\$ 77,304.00	\$ 7,730.40	\$ 61,843.20		\$ 7,730.40
Northern Shenandoah Valley Regional Commission	RideSmart	Operating - RideSmart	CAP - Operating	\$ 386,585.00	\$ 309,268.00	\$ -		\$ 77,317.00
Northern Shenandoah Valley Regional Commission	Winchester-Frederick County MPO	FY26 - FTA 5303 Planning	FTA 5303 Program	121,002.22	12,100.22	96,801.78	FTA 5303	12,100.22
Northern Shenandoah Valley Regional Commission	RideSmart	Ridesmart Service (Multi-Year Project)	TRIP - Regional Connectivity	224,000.00	67,200.00	-		156,800.00
Northern Shenandoah Valley Regional Commission		Total		\$ 731,587.22	\$ 388,568.22	\$ 96,801.78		\$ 246,217.22
Pleasant View, Inc.	Pleasant View	Replacement - Light-duty, Van with raised roof (1) + minivan (1)	FTA 5310 - Capital - Vehicles	\$ 172,991.00	\$ 17,299.10	\$ 138,392.80	FTA 5310 - Small Urban	\$ 17,299.10
Pleasant View, Inc.		Total		\$ 172,991.00	\$ 17,299.10	\$ 138,392.80		\$ 17,299.10
Rockbridge Area Transportation System, Inc.	Rockbridge Area Transportation System (RATS)	Operating	FTA 5310 - Operating	\$ 200,000.00	\$ 80,000.00	\$ 100,000.00	FTA 5310 - Rural	\$ 20,000.00
Rockbridge Area Transportation System, Inc.		Total		\$ 200,000.00	\$ 80,000.00	\$ 100,000.00		\$ 20,000.00
Shenandoah Area Agency on Aging	Shenandoah AAA	Operating	FTA 5310 - Operating	\$ 425,000.00	\$ 170,000.00	\$ 212,500.00	FTA 5310 - Rural	\$ 42,500.00
Shenandoah Area Agency on Aging		Total		\$ 425,000.00	\$ 170,000.00	\$ 212,500.00		\$ 42,500.00
Valley Program for Aging Services	Valley Program for Aging Services (VPAS)	Operating	FTA 5310 - Operating	\$ 52,559.00	\$ 21,023.60	\$ 26,279.50	FTA 5310 - Small Urban	\$ 5,255.90
Valley Program for Aging Services		Total		\$ 52,559.00	\$ 21,023.60	\$ 26,279.50		\$ 5,255.90

MULTI-DISTRICT FY26 TRANSIT PROJECTS

Recipient	Organization/Service Detail	Project Name	Funding Opportunity	Project Cost	State Funds	DRPT Federal Funds	DRPT Federal Program	Match
Bay Aging, Inc	Bay Transit	FTA 5311 Operating	FTA 5311 - Operating Assistance	\$ 5,256,993.56	\$ -	\$ 2,628,496.78	FTA 5311	\$ 2,628,496.78
Bay Aging, Inc	Bay Transit	Spare Parts / Capital Maintenance Items (Miscellaneous Parts)	MERIT Capital Assistance - MIN	121,184.00	82,405.12	33,931.52	FTA 5311	4,847.36
Bay Aging, Inc	Bay Transit	Mobility Management	MERIT Capital Assistance - MIN	134,883.00	91,720.44	37,767.24	FTA 5311	5,395.32
Bay Aging, Inc	Bay Transit	Spare Parts / Capital Maintenance Items (Engine)	MERIT Capital Assistance - MIN	15,039.00	10,226.52	4,210.92	FTA 5311	601.56
Bay Aging, Inc	Bay Transit	Replacement - Light-duty, Small-size transit bus or BOC (8)	MERIT Capital Assistance - SGR	1,149,040.00	781,347.20	321,731.20	FTA 5311	45,961.60
Bay Aging, Inc	Bay Transit	ADP Hardware - Admin (Desktop and Laptop Replacement)	MERIT Capital Assistance - SGR	13,604.00	9,250.72	3,809.12	FTA 5311	544.16
Bay Aging, Inc	Bay Transit	State Operating	MERIT Operating Assistance - Rural	1,001,821.97	1,001,821.97	-		-
Bay Aging, Inc	Bay Transit	New Service - Microtransit Conversion (Tappahannock Zone)	MERIT Special Programs - Demonstration	114,756.00	91,804.80	-		22,951.20
Bay Aging, Inc	Bay Transit	New Service - Microtransit Conversion (Charles City Zone)	MERIT Special Programs - Demonstration	114,756.00	91,804.80	-		22,951.20
Bay Aging, Inc	Bay Transit	New Service - Microtransit Conversion (New Kent Zone)	MERIT Special Programs - Demonstration	114,756.00	91,804.80	-		22,951.20
Bay Aging, Inc		Total		\$ 8,036,833.53	\$ 2,252,186.37	\$ 3,029,946.78		\$ 2,754,700.38
Community Transportation Assoc of Virginia	CTAV	CTAV Virginia State Roaddeo	MERIT Special Programs - Technical Assistance	\$ 57,154.00	\$ 28,577.00	\$ -		\$ 28,577.00
Community Transportation Assoc of Virginia		Total		\$ 57,154.00	\$ 28,577.00	\$ -		\$ 28,577.00
Department of Rail and Public Transportation	DRPT	Statewide ConnectingVA Trip Planner & Ridematching System	CAP - Project Assistance	\$ 100,000.00	\$ 100,000.00	\$ -		\$ -
Department of Rail and Public Transportation	DRPT	Statewide Transit Marketing	CAP - Project Assistance	950,000.00	950,000.00	-		-
Department of Rail and Public Transportation	DRPT	TDM Marketing	CAP - Project Assistance	150,000.00	150,000.00	-		-
Department of Rail and Public Transportation	DRPT	Virginia Breeze Marketing	CAP - Project Assistance	1,039,500.00	519,750.00	519,750.00	FTA 5311 (f)	-
Department of Rail and Public Transportation	DRPT	DRPT - State Safety Oversight Program	DRPT - SSO	1,347,654.00	1,347,654.00	-		
Department of Rail and Public Transportation	DRPT	DRPT Bus Stop Engineering & Design	TRIP - Passenger Amenities and Facilities	325,000.00	325,000.00	-		
		Capital & Technical Assistance						

MULTI-DISTRICT FY26 TRANSIT PROJECTS

Recipient	Organization/Service Detail	Project Name	Funding Opportunity	Project Cost	State Funds	DRPT Federal Funds	DRPT Federal Program	Match
Department of Rail and Public Transportation	DRPT	FTA 5304 General Statewide Planning	FTA 5304 Program	1,032,048.75	206,409.75	825,639.00	FTA 5304	-
Department of Rail and Public Transportation	DRPT	Rural Transit Assistance Program	FTA 5311 - RTAP	408,977.00	-	408,977.00	FTA 5311 - RTAP	-
Department of Rail and Public Transportation	DRPT	Small Urban Training	MERIT Special Programs - Workforce Development	11,000.00	11,000.00	-		-
Department of Rail and Public Transportation	DRPT	Virginia Breeze (Multi-Year Project)	TRIP - Regional Connectivity	2,662,136.50	400,000.00	2,262,136.50		-
Department of Rail and Public Transportation		Total		\$ 8,026,316.25	\$ 4,009,813.75	\$ 4,016,502.50		\$ -
Enterprise Leasing Co of Norfolk/Richmond, LLC	Commute With Enterprise	Vanpool Assistance - Commute With Enterprise	CAP - Project Assistance	\$ 328,000.00	\$ 262,400.00	\$ -		\$ 65,600.00
Enterprise Leasing Co of Norfolk/Richmond, LLC		Total		\$ 328,000.00	\$ 262,400.00	\$ -	\$ -	\$ 65,600.00
JAUNT Inc	Jaunt	FTA 5311 Operating	FTA 5311 - Operating Assistance	\$ 6,428,954.00	\$ -	\$ 3,214,477.00	FTA 5311	\$ 3,214,477.00
JAUNT Inc	Jaunt	Shop Equipment (Rim Clamp Tire Changer)	MERIT Capital Assistance - MIN	6,844.00	4,653.92	1,916.32	FTA 5339 - DRPT Controlled	273.76
JAUNT Inc	Jaunt	Facility Equipment - Mechanical (HVAC Controls)	MERIT Capital Assistance - MIN	87,303.00	59,366.04	24,444.84	FTA 5339 - DRPT Controlled	3,492.12
JAUNT Inc	Jaunt	Replacement - Light-duty, Small-size transit bus or BOC (2)	MERIT Capital Assistance - SGR	368,478.00	250,565.04	103,173.84	FTA 5339 - DRPT Controlled	14,739.12
JAUNT Inc	Jaunt	Replacement - Light-duty, Small-size transit bus or BOC (12)	MERIT Capital Assistance - SGR	2,063,916.00	1,403,462.88	577,896.48	FTA 5339 - DRPT Controlled	82,556.64
JAUNT Inc	Jaunt	Replacement - Light-duty, Medium-size transit bus or BOC (4)	MERIT Capital Assistance - SGR	871,252.00	592,451.36	243,950.56	FTA 5339 - DRPT Controlled	34,850.08
JAUNT Inc	Jaunt	ADP Software-Operations (Trapeze)	MERIT Capital Assistance - SGR	1,518,932.00	1,032,873.76	425,300.96	FTA 5339 - DRPT Controlled	60,757.28
JAUNT Inc	Jaunt	State Operating	MERIT Operating Assistance - Rural	962,324.57	962,324.57	-		-
JAUNT Inc	Jaunt	New Service - Microtransit Conversion + Software (Greene County)	MERIT Special Programs - Demonstration	224,400.00	179,520.00	-		44,880.00
JAUNT Inc	Jaunt	Rehab/Renovation of Admin/Maint Facility (Parking Lot at 104 Keystone Pl)	TRIP - Public Safety	2,821,751.35	2,708,881.30	-		112,870.05
JAUNT Inc		Total		\$ 15,354,154.92	\$ 7,194,098.87	\$ 4,591,160.00		\$ 3,568,896.05

MULTI-DISTRICT FY26 TRANSIT PROJECTS

Recipient	Organization/Service Detail	Project Name	Funding Opportunity	Project Cost	State Funds	DRPT Federal Funds	DRPT Federal Program	Match
Lake Country Area Agency on Aging	Lake Area Bus (LAB) / Halifax Area Rural Transit (HART)	FTA 5311 Operating	FTA 5311 - Operating Assistance	\$ 710,782.00	\$ -	\$ 355,391.00	FTA 5311	\$ 355,391.00
Lake Country Area Agency on Aging	Lake Area Bus (LAB) / Halifax Area Rural Transit (HART)	Replacement - Light-duty, minivan (19)	MERIT Capital Assistance - SGR	1,440,200.00	979,336.00	403,256.00	FTA 5311	57,608.00
Lake Country Area Agency on Aging	Lake Area Bus (LAB) / Halifax Area Rural Transit (HART)	State Operating	MERIT Operating Assistance - Rural	61,833.66	61,833.66	-		-
Lake Country Area Agency on Aging		Total		\$ 2,212,815.66	\$ 1,041,169.66	\$ 758,647.00		\$ 412,999.00
Town of Blackstone	Blackstone Area Bus System (BABS)	FTA 5311 Operating	FTA 5311 - Operating Assistance	\$ 783,957.00	\$ -	\$ 391,978.50	FTA 5311	\$ 391,978.50
Town of Blackstone	Blackstone Area Bus System (BABS)	Replacement - Light-duty, Small-size transit bus or BOC (2)	MERIT Capital Assistance - SGR	300,000.00	204,000.00	84,000.00	FTA 5311	12,000.00
Town of Blackstone	Blackstone Area Bus System (BABS)	State Operating	MERIT Operating Assistance - Rural	181,452.90	181,452.90	-		-
Town of Blackstone		Total		\$ 1,265,409.90	\$ 385,452.90	\$ 475,978.50		\$ 403,978.50
Unified Human Services Transp Sys Inc.	RADAR	FTA 5311 Operating	FTA 5311 - Operating Assistance	\$ 1,426,820.00	\$ -	\$ 713,410.00	FTA 5311	\$ 713,410.00
Unified Human Services Transp Sys Inc.	RADAR	Rehab/Renovation of Yards and Shops (Parking Lots)	MERIT Capital Assistance - MIN	33,000.00	22,440.00	9,240.00	FTA 5311	1,320.00
Unified Human Services Transp Sys Inc.	RADAR	Replacement - Light-duty, Small-size transit bus or BOC (12)	MERIT Capital Assistance - SGR	1,717,000.00	1,167,560.00	480,760.00	FTA 5311	68,680.00
Unified Human Services Transp Sys Inc.	RADAR	ADP Software - Admin (Accounting Software Replacement)	MERIT Capital Assistance - SGR	80,000.00	54,400.00	22,400.00	FTA 5311	3,200.00
Unified Human Services Transp Sys Inc.	RADAR	Vehicle Support Equipment (On-Board Tablets) (20)	MERIT Capital Assistance - SGR	1,800.00	1,224.00	504.00	FTA 5311	72.00
Unified Human Services Transp Sys Inc.	RADAR	ADP Hardware-Admin (Laptop Replacement)	MERIT Capital Assistance - SGR	5,500.00	3,740.00	1,540.00	FTA 5311	220.00
Unified Human Services Transp Sys Inc.	RADAR	State Operating	MERIT Operating Assistance - Rural	290,338.55	290,338.55	-		-
Unified Human Services Transp Sys Inc.		Total		\$ 3,554,458.55	\$ 1,539,702.55	\$ 1,227,854.00		\$ 786,902.00

MULTI-DISTRICT FY26 TRANSIT PROJECTS

Recipient	Organization/Service Detail	Project Name	Funding Opportunity	Project Cost	State Funds	DRPT Federal Funds	DRPT Federal Program	Match
Virginia Regional Transit	Virginia Regional Transit (VRT)	FTA 5311 Operating	FTA 5311 - Operating Assistance	\$ 6,001,323.00	\$ -	\$ 3,000,661.50	FTA 5311	\$ 3,000,661.50
Virginia Regional Transit	Virginia Regional Transit (VRT)	Spare Parts / Capital Maintenance Items (Engines & Transmissions)	MERIT Capital Assistance - MIN	15,000.00	10,200.00	4,200.00	FTA 5311	600.00
Virginia Regional Transit	Virginia Regional Transit (VRT)	ADP Software - Operations (My Ride)	MERIT Capital Assistance - MIN	60,000.00	40,800.00	16,800.00	FTA 5311	2,400.00
Virginia Regional Transit	Virginia Regional Transit (VRT)	Shop Equipment (Refrigerant RRR Machine)	MERIT Capital Assistance - MIN	13,000.00	8,840.00	3,640.00	FTA 5311	520.00
Virginia Regional Transit	Virginia Regional Transit (VRT)	Shop Equipment (Miscellaneous Shop Equipment)	MERIT Capital Assistance - MIN	15,000.00	10,200.00	4,200.00	FTA 5311	600.00
Virginia Regional Transit	Virginia Regional Transit (VRT)	Vehicle Support Equipment (Communications)	MERIT Capital Assistance - MIN	90,000.00	61,200.00	25,200.00	FTA 5311	3,600.00
Virginia Regional Transit	Virginia Regional Transit (VRT)	Vehicle Support Equipment (Snowplow)	MERIT Capital Assistance - MIN	7,500.00	5,100.00	2,100.00	FTA 5311	300.00
Virginia Regional Transit	Virginia Regional Transit (VRT)	Replacement - Trolley (1)	MERIT Capital Assistance - SGR	260,000.00	176,800.00	72,800.00	FTA 5311	10,400.00
Virginia Regional Transit	Virginia Regional Transit (VRT)	Replacement - Light-duty, Small-size transit bus or BOC (1)	MERIT Capital Assistance - SGR	150,000.00	102,000.00	42,000.00	FTA 5311	6,000.00
Virginia Regional Transit	Virginia Regional Transit (VRT)	State Operating	MERIT Operating Assistance - Rural	971,878.97	971,878.97	-		\$ -
Virginia Regional Transit		Total		\$ 7,583,701.97	\$ 1,387,018.97	\$ 3,171,601.50		\$ 3,025,081.50
Virginia Transit Association	Virginia Transit Association (VTA)	Professional Education and Training Sessions	MERIT Special Programs - Workforce Development	\$ 128,670.00	\$ 102,936.00	\$ -		\$ 25,734.00
Virginia Transit Association		Total		\$ 128,670.00	\$ 102,936.00	\$ -		\$ 25,734.00

FY26 Transit Multiyear Projects

Funding Source Totals		Previous Funding	FY26	FY27	FY28	FY29	FY30	FY31	Total (FY26-FY31)
Total Cost		\$ 2,407,891,093	\$ 587,088,892	\$ 522,203,334	\$ 522,745,780	\$ 508,713,557	\$ 268,790,127	\$ 258,292,374	\$ 2,667,834,063
Total CMTF Capital		\$ 11,057,170	\$ 12,736,300	\$ 3,041,215	\$ 6,264,903	\$ 3,226,425	\$ 6,646,436	\$ -	\$ 31,915,280
State Bonds		\$ 567,604,000	\$ -	\$ -	\$ -	\$ -	\$ -	\$ -	\$ -
Total CMTF TRIP		\$ 24,122,172	\$ 15,115,889	\$ 12,884,910	\$ 9,639,670	\$ 7,045,704	\$ 472,358	\$ 400,000	\$ 45,558,531
Total CMTF PRIIA		\$ 200,000,000	\$ 50,000,000	\$ 50,000,000	\$ 50,000,000	\$ 50,000,000	\$ 50,000,000	\$ 50,000,000	\$ 300,000,000
Total WMATA Dedicated		\$ 754,896,000	\$ 154,500,000	\$ 154,500,000	\$ 154,500,000	\$ 154,500,000	\$ 154,500,000	\$ 154,500,000	\$ 927,000,000
Total FTA 5311		\$ -	\$ -	\$ -	\$ -	\$ -	\$ -	\$ -	\$ -
Total FTA 5311f		\$ 3,235,674	\$ 2,262,137	\$ 3,392,374	\$ 3,392,374	\$ 3,392,374	\$ 3,392,374	\$ 3,392,374	\$ 19,224,007
Total FTA 5339 - DRPT Controlled		\$ -	\$ -	\$ -	\$ -	\$ -	\$ -	\$ -	\$ -
Total Match Funding		\$ 846,976,077	\$ 352,474,566	\$ 298,384,834	\$ 298,948,833	\$ 290,549,053	\$ 53,778,959	\$ 50,000,000	\$ 1,344,136,245

District	Recipient	Organization/Service Detail	Funding Opportunity	Project	Funding Sources	Previous Funding	FY26	FY27	FY28	FY29	FY30	FY31	Total (FY26-FY31)
Northern Virginia	NVTC - Arlington County	Arlington Transit (ART)	MERIT Capital Assistance MAJ	Arlington County Transit (ART) - Shirlington Facility	CMTF Capital	6,158,724	6,158,724	-	-	-	-	-	6,158,724
					Match	42,123,776	42,123,776	-	-	-	-	-	42,123,776
					Total Project Cost	48,282,500	48,282,500	-	-	-	-	-	48,282,500
Northern Virginia	NVTC - Virginia Railway Express (VRE)	NVTC - Virginia Railway Express (VRE)	MERIT Capital Assistance MIN	Debt Service for Rail Projects (71 Railcars)	CMTF Capital	4,898,446	670,944	-	-	-	-	-	670,944
					Match	25,716,842	3,522,459	-	-	-	-	-	3,522,459
					Total Project Cost	30,615,288	4,193,403	-	-	-	-	-	4,193,403
Hampton Roads	Transportation District Commission of Hampton Roads	Hampton Roads Transit (HRT)	MERIT Capital Assistance MIN	Railcar Mid-life Overhaul - TIDE Light Rail (8)	CMTF Capital	-	5,906,832	3,041,215	6,264,903	3,226,425	6,646,436	-	25,085,612
					Match	-	2,779,592	1,431,160	2,948,190	1,518,318	3,127,735	-	11,804,994
					Total Project Cost	-	8,686,224	4,472,375	9,213,093	4,744,743	9,774,171	-	36,890,606
Northern Virginia	Washington Metropolitan Area Transit Authority	Washington Metropolitan Area Transit Authority (WMATA)	WMATA Dedicated	Dedicated Funding	State Bonds	17,604,000	-	-	-	-	-	-	-
					WMATA Dedicated	754,896,000	154,500,000	154,500,000	154,500,000	154,500,000	154,500,000	154,500,000	927,000,000
					Total Project Cost	772,500,000	154,500,000	154,500,000	154,500,000	154,500,000	154,500,000	154,500,000	927,000,000
Northern Virginia	Washington Metropolitan Area Transit Authority	Washington Metropolitan Area Transit Authority (WMATA)	WMATA - PRIIA	PRIIA Capital Match	State Bonds	550,000,000	-	-	-	-	-	-	-
					CMTF PRIIA	200,000,000	50,000,000	50,000,000	50,000,000	50,000,000	50,000,000	50,000,000	300,000,000
					Match	750,000,000	50,000,000	50,000,000	50,000,000	50,000,000	50,000,000	50,000,000	300,000,000
					Total Project Cost	1,500,000,000	100,000,000	100,000,000	100,000,000	100,000,000	100,000,000	100,000,000	600,000,000
Northern Virginia	NVTC - City of Fairfax	CUE	TRIP - Zero and Reduced Fare	CUE Bus Zero Fare Project	CMTF TRIP	741,000	-	-	-	-	-	-	-
					Match	509,000	420,000	-	-	-	-	-	420,000
					Total Project Cost	1,250,000	420,000	-	-	-	-	-	420,000
Richmond	City of Petersburg	Petersburg Area Transit (PAT)	TRIP - Zero and Reduced Fare	PAT Zero Fare and Low Income	CMTF TRIP	1,333,231	-	-	-	-	-	-	-
					Match	1,019,530	784,254	-	-	-	-	-	784,254
					Total Project Cost	2,352,761	784,254	-	-	-	-	-	784,254
Richmond	Greater Richmond Transit Company	Greater Richmond Transit Company (GRTC)	TRIP - Zero and Reduced Fare	Zero Fare Project	CMTF TRIP	11,560,000	-	-	-	-	-	-	-
					Match	20,440,000	8,000,000	-	-	-	-	-	8,000,000
					Total Project Cost	32,000,000	8,000,000	-	-	-	-	-	8,000,000
Bristol	District III Governmental Cooperative	Mountain Lynx Transit	TRIP - Zero and Reduced Fare	Zero Fare Project	CMTF TRIP	98,000	28,000	-	-	-	-	-	28,000
					Match	42,000	42,000	70,000	-	-	-	-	112,000
					Total Project Cost	140,000	70,000	70,000	-	-	-	-	140,000
Salem	City of Radford	Radford Transit	TRIP - Zero and Reduced Fare	Zero Fare - Systemwide [FY26 to FY29]	CMTF TRIP	-	148,800	122,760	67,518	247,566	-	-	586,644
					Match	-	37,200	81,840	157,542	-	-	-	276,582
					Total Project Cost	-	186,000	204,600	225,060	247,566	-	-	863,226
Lynchburg	Greater Lynchburg Transit Company	Greater Lynchburg Transit Company (GLTC)	TRIP - Regional Connectivity	Route 4 Regional Connectivity Improvement	CMTF TRIP	1,548,970	81,520	-	-	-	-	-	81,520
					Match	1,711,920	733,680	-	-	-	-	-	733,680
					Total Project Cost	3,260,890	815,200	-	-	-	-	-	815,200
Northern Virginia	County of Loudoun	Loudoun County Transit (LC Transit)	TRIP - Regional Connectivity	Silver Line Service	CMTF TRIP	5,671,302	940,070	639,439	-	-	-	-	1,579,509
					Match	3,315,803	2,193,496	2,557,757	-	-	-	-	4,751,253
					Total Project Cost	8,987,105	3,133,566	3,197,196	-	-	-	-	6,330,762

FY26 Transit Multiyear Projects

				Funding Source Totals	Previous Funding	FY26	FY27	FY28	FY29	FY30	FY31	Total (FY26-FY31)
Staunton	Northern Shenandoah Valley Regional Commission	RideSmart	TRIP - Regional Connectivity	RideSmart Service	CMTF TRIP	329,600	67,200	44,800	22,400	-	-	134,400
					Match	138,400	156,800	179,200	201,600	-	-	537,600
					Total Project Cost	468,000	224,000	224,000	224,000	-	-	672,000
Staunton	Central Shenandoah Planning District Commission	BRITE	TRIP - Regional Connectivity	Afton Express Commuter Bus Service	CMTF TRIP	51,871	44,965	22,762	15,248	7,637	-	90,612
					Match	12,968	29,976	53,111	60,993	68,730	-	212,810
					Total Project Cost	64,839	74,941	75,873	76,241	76,367	-	303,422
Multi-District	Department of Rail and Public Transportation	DRPT	TRIP - Regional Connectivity	Virginia Breeze	CMTF TRIP	400,000	400,000	400,000	400,000	400,000	400,000	2,400,000
					FTA 5311f	3,235,674	2,262,137	3,392,374	3,392,374	3,392,374	3,392,374	19,224,007
					Total Project Cost	3,635,674	2,662,137	3,792,374	3,792,374	3,792,374	3,792,374	21,624,007
Hampton Roads	Transportation District Commission of Hampton Roads	Hampton Roads Transit (HRT)	TRIP - Regional Connectivity	New Service - Microtransit (Newport News Zone) [FY26 - FY28]	CMTF TRIP	-	810,000	405,000	270,000	-	-	1,485,000
					Match	-	540,000	945,000	1,080,000	-	-	2,565,000
					Total Project Cost	-	1,350,000	1,350,000	1,350,000	-	-	4,050,000
Richmond	Greater Richmond Transit Company	Greater Richmond Transit Company (GRTC)	TRIP - Regional Connectivity	New Service - Microtransit (Ashland Zone) [FY26 - FY28]	CMTF TRIP	-	794,992	851,391	592,374	-	-	2,238,757
					Match	-	198,748	567,594	1,382,206	-	-	2,148,548
					Total Project Cost	-	993,740	1,418,986	1,974,580	-	-	4,387,305
Hampton Roads	Transportation District Commission of Hampton Roads	Hampton Roads Transit (HRT)	TRIP - Regional Connectivity	Naval Station Norfolk Internal Navy Base Circulator	CMTF TRIP	2,388,198	300,000	160,000	-	-	-	460,000
					Match	1,945,838	1,200,000	1,440,000	-	-	-	2,640,000
					Total Project Cost	4,334,036	1,500,000	1,600,000	-	-	-	3,100,000
Richmond	Chesterfield County, VA	Greater Richmond Transit Company (GRTC)	TRIP - Regional Connectivity	New Service - Fixed Route (Route 1A) [FY26 to FY28]	CMTF TRIP	-	1,752,418	1,353,743	697,178	-	-	3,803,338
					Match	-	438,104	902,495	1,626,748	-	-	2,967,347
					Total Project Cost	-	2,190,522	2,256,238	2,323,925	-	-	6,770,685
Hampton Roads	Williamsburg Area Transit Authority	Williamsburg Area Transit Authority (WATA)	TRIP - Regional Connectivity	New Service - Fixed Route (Route 1 + Route 2) [FY26 - FY30]	CMTF TRIP	-	514,314	397,308	204,614	140,501	72,358	1,329,096
					Match	-	128,579	264,872	477,432	562,006	651,224	2,084,112
					Total Project Cost	-	642,893	662,180	682,045	702,507	723,582	3,413,207
Richmond	Greater Richmond Transit Company	Greater Richmond Transit Company (GRTC)	TRIP - Regional Connectivity	New Service - Fixed Route (Route 1) [FY26 - FY28]	CMTF TRIP	-	2,983,610	2,237,707	1,120,339	-	-	6,341,655
					Match	-	745,902	1,491,805	2,614,123	-	-	4,851,831
					Total Project Cost	-	3,729,512	3,729,512	3,734,462	-	-	11,193,486
Northern Virginia	NVTC - Fairfax County	Fairfax Connector	TRIP - Regional Connectivity	Transit Infrastructure - Fixed Guideway (Richmond Hwy BRT)	CMTF TRIP	-	6,250,000	6,250,000	6,250,000	6,250,000	-	25,000,000
					Match	-	238,400,000	238,400,000	238,400,000	238,400,000	-	953,600,000
					Total Project Cost	-	244,650,000	244,650,000	244,650,000	244,650,000	-	978,600,000

FY26 FTA Section 5307 Program Grants Governor's Apportionment

FFY25 5307 Appropriation
\$ 23,663,568

#	District	Recipient	FTA 5307 Funds Allocated
1	Bristol	City of Bristol Virginia	287,065
2	Bristol	District Three Governmental Cooperative	287,069
3	Culpeper	Charlottesville Transit Service	4,095,775
4	Fredericksburg	Fredericksburg Regional Transit	4,377,116
5	Hampton	Williamsburg Area Transit Authority	2,051,784
6	Lynchburg	Greater Lynchburg Transit Company	2,303,314
7	Salem	Blacksburg Transit	4,176,233
8	Staunton	City of Harrisonburg	3,233,073
9	Staunton	Central Shenandoah PDC - Staunton	1,112,543
10	Staunton	City of Winchester	1,739,596

MPO CMAQ, RSTP, and CRP Projects

	Previous Funding	FY26	FY27	FY28	FY29	FY30	FY31	Grand Total
Total Cost	\$ 178,665,665	\$ 26,526,981	\$ 24,527,240	\$ 29,711,074	\$ 29,434,921	\$ 35,214,083	\$ 22,875,822	\$ 346,955,786
State TTF	\$ 35,733,133	\$ 5,305,396	\$ 4,905,448	\$ 5,942,215	\$ 5,886,984	\$ 7,042,817	\$ 4,575,164	\$ 69,391,157
Total CMAQ	\$ 89,780,647	\$ 12,372,260	\$ 12,874,378	\$ 10,168,592	\$ 9,687,369	\$ 15,220,413	\$ 14,300,658	\$ 164,404,317
Total RSTP	\$ 52,266,205	\$ 8,703,226	\$ 6,736,054	\$ 13,431,634	\$ 13,688,562	\$ 12,934,474	\$ 4,000,000	\$ 111,760,157
Total CRP	\$ 885,680	\$ 146,098	\$ 11,359	\$ 168,633	\$ 172,006	\$ 16,379	\$ -	\$ 1,400,155

District	UPC	Project Description	CMAQ, RSTP, or CRP	Previous Funding	FY26	FY27	FY28	FY29	FY30	FY31	Grand Total
Fredericksburg	120796	Fredericksburg Regional Transit Bus Purchase Replacement	CMAQ	\$ -	\$ -	\$ -	\$ -	\$ -	\$ 169,771.00	\$ -	\$ 169,771.00
	120796	Fredericksburg Regional Transit Bus Purchase Replacement	RSTP	-	-	-	-	-	79,998.00	-	79,998.00
	120796	Fredericksburg Regional Transit Bus Purchase Replacement	CRP	-	182,623.00	14,199.00	-	2,235.00	20,474.00	-	219,531.00
	124298	FRED REG TRANSIT (FXBGO) / BUS PURCHASE (3) 26 PASSENGER	CMAQ	-	-	-	44,774.00	79,988.00	-	-	124,762.00
	124298	FRED REG TRANSIT (FXBGO) / BUS PURCHASE (3) 26 PASSENGER	CRP	-	-	-	-	-	-	-	-
	-29489	Spotsylvania Rt 1 Transfer Center	CMAQ	-	-	-	-	-	-	-	-
	-29489	Spotsylvania Rt 1 Transfer Center	CRP	-	-	-	210,791.00	212,772.00	-	-	423,563.00
Hampton Roads	T14104	HRT Traffic Program	RSTP	5,000,000.00	1,000,000.00	1,000,000.00	726,387.00	1,000,000.00	1,000,000.00	1,000,000.00	10,726,387.00
	T14104	HRT Traffic Program	CMAQ	6,892,141.00	-	-	-	-	-	-	6,892,141.00
	T16054	HRT Bus Vehicle Replacement	CMAQ	14,059,802.00	1,566,335.00	-	-	-	4,956,399.00	-	20,582,536.00
	T16054	HRT Bus Vehicle Replacement	RSTP	16,940,423.00	1,001,045.00	1,952,899.00	13,276,624.00	9,543,357.00	4,586,959.00	-	47,301,307.00
	T17890	WATA York County Southeast Demo Routes	CMAQ	1,564,817.00	-	-	-	-	-	-	1,564,817.00
	T17990	HRT Naval Station Norfolk Transit Ext Study FEIS/PE	RSTP	6,000,000.00	6,000,000.00	-	-	-	-	-	12,000,000.00
	T19468	WATA Expansion of Bus Shelter	CMAQ	234,000.00	-	-	-	-	-	-	234,000.00
	T19479	WATA Bus Replacement Purchase	CMAQ	3,142,710.00	-	-	-	-	-	-	3,142,710.00
	T22709	HRT Victoria Boulevard Facility Upgrades	RSTP	7,090,663.00	297,029.00	3,250,000.00	-	-	-	-	10,637,692.00
	T22709	HRT Victoria Boulevard Facility Upgrades	CRP	997,100.00	-	-	-	-	-	-	997,100.00
	115378	WATA Five Replacement Buses	CMAQ	647,496.00	-	3,654,546.00	852,631.00	1,424,873.00	-	-	6,579,546.00
	115421	Suffolk Transit Operations Facility	RSTP	60,000.00	1,830,066.00	-	-	-	-	-	1,890,066.00
	127832	WATA Electric Hybrid Expansion Support Vehicle	CRP	110,000.00	-	-	-	-	-	-	110,000.00
	30291	HRT Bus Replacement	CMAQ	-	-	-	-	-	-	6,000,000.00	6,000,000.00
	30290	WATA Bus Vehicle Replacement	CMAQ	-	-	-	-	-	-	800,000.00	800,000.00
	T16031	Alexandria Transitway Enhancements	CMAQ	954,491.00	-	-	-	-	-	-	954,491.00
	T16031	Alexandria Transitway Enhancements	RSTP	500,000.00	-	-	-	-	-	-	500,000.00
Northern Virginia	T19651	Alexandria West End Transitway Operations	CMAQ	-	-	-	1,000,000.00	-	996,698.00	-	1,996,698.00
	T19651	Alexandria West End Transitway Operations	RSTP	-	-	-	-	-	1,181,668.00	-	1,181,668.00
	T21031	WMATA Replacement Buses (FY19-FY23)	CMAQ	19,130,676.00	-	-	-	-	-	-	19,130,676.00
	T21033	WMATA Replacement Buses (FY24-FY26)	CMAQ	9,125,485.00	4,960,428.00	-	-	-	-	-	14,085,913.00
	-29299	WMATA Replacement Buses (FY30-FY33)	CMAQ	-	-	-	-	1,102,814.00	1,892,226.00	3,000,000.00	5,995,040.00
	T21240	Arlington Commuter Assistance Program	CMAQ	23,970,339.00	-	-	-	-	-	-	23,970,339.00
	T21240	Arlington Commuter Assistance Program	RSTP	13,181,941.00	-	-	-	-	-	-	13,181,941.00
	-30431	Arlington Commuter Services Program (FY31-FY33)	CMAQ	-	-	-	-	-	-	3,695,822.00	3,695,822.00
	-30431	Arlington Commuter Services Program (FY31-FY33)	RSTP	-	-	-	-	-	-	4,000,000.00	4,000,000.00
	T21448	Fairfax Countywide Transit Stores	CMAQ	4,720,793.00	-	-	-	-	-	-	4,720,793.00
	-29274	Electric Buses - Fairfax County	CMAQ	-	-	-	-	-	4,990,546.00	-	4,990,546.00

District	UPC	Project Description	CMAQ, RSTP, or CRP	Previous Funding	FY26	FY27	FY28	FY29	FY30	FY31	Grand Total
	-29274	Electric Buses - Fairfax County	RSTP	-	-	-	-	-	5,000,000.00	-	5,000,000.00
	T21453	Alexandria Transit Store Funding	CMAQ	1,200,000.00	-	-	-	-	-	-	1,200,000.00
	T21457	PRTC Commuter Assistance Program	CMAQ	2,488,277.00	-	-	-	-	-	-	2,488,277.00
Northern Virginia, continued	T28086	PRTC Commuter Assistance Program	CMAQ	-	-	-	-	300,000.00	300,000.00	300,000.00	900,000.00
	T21459	PRTC Omniride Bus Replacement	CMAQ	11,331,941.00	2,880,149.00	3,157,966.00	3,191,225.00	4,295,890.00	-	-	24,857,171.00
	-29289	PRTC Bus Shelter Program (FY30-FY33)	CMAQ	-	-	-	-	-	300,000.00	300,000.00	600,000.00
	-29287	Bus Replacement (Omniride Express Commuter Buses) FY30-FY33	CMAQ	-	-	-	-	-	2,494,876.00	3,750,000.00	6,244,876.00
	T21999	Dash Technology Phase II	RSTP	1,705,745.00	-	-	-	-	-	-	1,705,745.00
	T21999	Dash Technology Phase II	CMAQ	1,515,124.00	-	-	-	-	-	-	1,515,124.00
	T24210	Fairfax Countywide Transit Stores	CMAQ	-	702,952.00	693,909.00	789,525.00	-	-	-	2,186,386.00
	T24287	Arlington Commuter Assistance Program (FY25-FY27)	CMAQ	7,450,970.00	5,355,461.00	4,360,936.00	-	-	-	-	17,167,367.00
	T24287	Arlington Commuter Assistance Program (FY25-FY27)	RSTP	1,231,200.00	750,893.00	2,217,169.00	-	-	-	-	4,199,262.00
	T25368	WMATA Replacement Buses (FY27-FY29)	CMAQ	-	-	4,225,616.00	2,408,016.00	4,905,646.00	-	-	11,539,278.00
	T26799	Store	CMAQ	-	-	-	200,000.00	-	-	-	200,000.00
	T26828	Arlington Commuter Services Program	CMAQ	-	-	-	4,224,569.00	-	1,895,000.00	-	6,119,569.00
	T26828	Arlington Commuter Services Program	RSTP	-	-	-	2,786,532.00	6,567,346.00	4,011,302.00	-	13,365,180.00
	-29273	DASH Charging Equipment - Alexandria	CMAQ	-	-	-	-	-	1,000,000.00	-	1,000,000.00
	115668	Alexandria Route 1 Metroway Extension	CMAQ	3,717,547.00	-	-	-	-	-	-	3,717,547.00
	-29381	Euclid Avenue Northern Extension	RSTP	-	-	-	-	-	308,166.00	-	308,166.00
	-29325	Lease Commuter Parking Spaces at Lowes Island (FY31-FY33)	CMAQ	-	-	-	-	-	30,000.00	30,000.00	60,000.00
Richmond	-30761	Petersburg Area Transit - New Bohemia Service Route	CMAQ	79,200.00	-	-	-	-	-	-	79,200.00
Salem	T18675	GRTC Bus Replacement and Rebuild Program	RSTP	13,622,784.00	-	-	-	-	-	-	13,622,784.00
Total Cost				\$ 178,665,665	\$ 26,526,981	\$ 24,527,240	\$ 29,711,074	\$ 29,434,921	\$ 35,214,083	\$ 22,875,822	\$ 346,955,786

Rail Preservation Fund (RPF)

Districts	Project Description	Applicant	Funding Source	Previous Allocations	FY26	FY27	FY28	FY29	FY30	FY31	Total Programmed
Richmond Culpeper Staunton	R&A Division Tie Replacement	Buckingham Branch Railroad Company	10,000,000 State Rail Preservation Funds Public or Private Matching Funds Total	7,000,000 3,000,000 10,000,000	- - -	- - -	- - -	- - -	- - -	- - -	7,000,000 3,000,000 10,000,000
Lynchburg	Buckingham Division Tie & Rail Replacement	Buckingham Branch Railroad Company	2,000,000 State Rail Preservation Funds Public or Private Matching Funds Total	1,400,000 600,000 2,000,000	- - -	- - -	- - -	- - -	- - -	- - -	1,400,000 600,000 2,000,000
Richmond Culpeper Staunton	Bridge Upgrades on R&A Division	Buckingham Branch Railroad Company	1,800,000 State Rail Preservation Funds Public or Private Matching Funds Total	1,260,000 540,000 1,800,000	- - -	- - -	- - -	- - -	- - -	- - -	1,260,000 540,000 1,800,000
Culpeper Staunton	Tie Replacement Afton Tunnel - N. Mtn. Div.	Buckingham Branch Railroad Company	1,300,000 State Rail Preservation Funds Public or Private Matching Funds Total	910,000 390,000 1,300,000	- - -	- - -	- - -	- - -	- - -	- - -	910,000 390,000 1,300,000
Culpeper Staunton	Reduction of Ice Formation Afton Tunnel N. Mnt. Div.	Buckingham Branch Railroad Company	350,000 State Rail Preservation Funds Public or Private Matching Funds Total	245,000 105,000 350,000	- - -	- - -	- - -	- - -	- - -	- - -	245,000 105,000 350,000
Lynchburg	Bridge Improvements Va Southern	Buckingham Branch Railroad Company	985,000 State Rail Preservation Funds Public or Private Matching Funds Total	689,500 295,500 985,000	- - -	- - -	- - -	- - -	- - -	- - -	689,500 295,500 985,000
Richmond Culpeper Staunton	Replace Siding & Industry Turnouts on R&A	Buckingham Branch Railroad Company	1,620,000 State Rail Preservation Funds Public or Private Matching Funds Total	1,134,000 486,000 1,620,000	- - -	- - -	- - -	- - -	- - -	- - -	1,134,000 486,000 1,620,000
Richmond Culpeper Staunton	Surface Improvements on Richmond to Alleghany Division - Henrico to Alleghany County	Buckingham Branch Railroad Company	10,000,000 State Rail Preservation Funds Public or Private Matching Funds Total	7,000,000 3,000,000 10,000,000	- - -	- - -	- - -	- - -	- - -	- - -	7,000,000 3,000,000 10,000,000
Richmond Culpeper Staunton	Tie Replacement Richmond and Alleghany Division - Henrico to Alleghany County	Buckingham Branch Railroad Company	6,000,000 State Rail Preservation Funds Public or Private Matching Funds Total	4,200,000 1,800,000 6,000,000	- - -	- - -	- - -	- - -	- - -	- - -	4,200,000 1,800,000 6,000,000
Staunton	Milboro Tunnel Project - Bath County	Buckingham Branch Railroad Company	400,000 State Rail Preservation Funds Public or Private Matching Funds Total	280,000 120,000 400,000	- - -	- - -	- - -	- - -	- - -	- - -	280,000 120,000 400,000
Lynchburg	New Canton Track Improvements - Buckingham County	Buckingham Branch Railroad Company	500,000 State Rail Preservation Funds Public or Private Matching Funds Total	350,000 150,000 500,000	- - -	- - -	- - -	- - -	- - -	- - -	350,000 150,000 500,000
Hampton Roads	Norfolk Yard Improvements	Buckingham Branch Railroad Company Norfolk Division	2,571,429 State Rail Preservation Funds Public or Private Matching Funds Total	1,800,000 771,429 2,571,429	- - -	- - -	- - -	- - -	- - -	- - -	1,800,000 771,429 2,571,429
Lynchburg	Buckingham Division Bridge Improvements	Buckingham Branch Railroad Company Buckingham Division	1,200,000 State Rail Preservation Funds Public or Private Matching Funds Total	840,000 360,000 1,200,000	- - -	- - -	- - -	- - -	- - -	- - -	840,000 360,000 1,200,000

Rail Preservation Fund (RPF)

Districts	Project Description	Applicant	Funding Source	Previous Allocations	FY26	FY27	FY28	FY29	FY30	FY31	Total Programmed
Lynchburg	Buckingham Division Track Upgrades	Buckingham Branch Railroad Company Buckingham Division	2,000,000								
			State Rail Preservation Funds	1,050,000	350,000	-	-	-	-	-	1,400,000
			Public or Private Matching Funds	450,000	150,000	-	-	-	-	-	600,000
			Total	1,500,000	500,000	-	-	-	-	-	2,000,000
Richmond Culpeper	Piedmont Track Upgrades	Buckingham Branch Railroad Company	8,000,000								
			State Rail Preservation Funds	1,400,000	1,400,000	1,400,000	1,400,000	-	-	-	5,600,000
			Public or Private Matching Funds	600,000	600,000	600,000	600,000	-	-	-	2,400,000
			Total	2,000,000	2,000,000	2,000,000	2,000,000	-	-	-	8,000,000
Richmond Culpeper Staunton	FY26-29 Surface Improvement Upgrades on the R&A	Buckingham Branch Railroad Company	4,000,000								
			State Rail Preservation Funds	-	700,000	700,000	700,000	700,000	-	-	2,800,000
			Public or Private Matching Funds	-	300,000	300,000	300,000	300,000	-	-	1,200,000
			Total	-	1,000,000	1,000,000	1,000,000	1,000,000	-	-	4,000,000
Lynchburg	FY26-28 Virginia Southern Track Improvements	Buckingham Branch Railroad Company	12,000,000.00								
			State Rail Preservation Funds	-	2,800,000	2,800,000	2,800,000	-	-	-	8,400,000
			Public or Private Matching Funds	-	1,200,000	1,200,000	1,200,000	-	-	-	3,600,000
			Total	-	4,000,000	4,000,000	4,000,000	-	-	-	12,000,000
Hampton Roads	MP 9.5 Bridge Project	Chesapeake and Albemarle Railroad	901,670								
			State Rail Preservation Funds	631,169	-	-	-	-	-	-	631,169
			Public or Private Matching Funds	270,501	-	-	-	-	-	-	270,501
			Total	901,670	-	-	-	-	-	-	901,670
Hampton Roads	MP10-17 Cross Tie and Switch Tie Renewal	Chesapeake and Albemarle Railroad	839,010								
			State Rail Preservation Funds	587,307	-	-	-	-	-	-	587,307
			Public or Private Matching Funds	251,703	-	-	-	-	-	-	251,703
			Total	839,010	-	-	-	-	-	-	839,010
Hampton Roads	Infrastructure Upgrades - Crossings, Turnouts, Replace Crossties and Switch Ties	Chesapeake and Albemarle Railroad	2,820,500								
			State Rail Preservation Funds	-	484,750	379,750	389,200	322,000	398,650	-	1,974,350
			Public or Private Matching Funds	-	207,750	162,750	166,800	138,000	170,850	-	846,150
			Total	-	692,500	542,500	556,000	460,000	569,500	-	2,820,500
Hampton Roads	Rail Upgrade Project - Phase 1	Commonwealth Railway, Inc.	1,028,941								
			State Rail Preservation Funds	720,259	-	-	-	-	-	-	720,259
			Public or Private Matching Funds	308,682	-	-	-	-	-	-	308,682
			Total	1,028,941	-	-	-	-	-	-	1,028,941
Hampton Roads	Public Crossing Upgrade & Cross Tie Rehabilitation	Commonwealth Railway, Inc.	1,100,010								
			State Rail Preservation Funds	770,007	-	-	-	-	-	-	770,007
			Public or Private Matching Funds	330,003	-	-	-	-	-	-	330,003
			Total	1,100,010	-	-	-	-	-	-	1,100,010
Hampton Roads	Infrastructure Upgrades - Resurface Crossings, Replace Crossties, Install Upgraded Welded Rail	Commonwealth Railway, Inc.	7,509,712								
			State Rail Preservation Funds	-	1,362,130	948,388	956,427	1,033,427	956,427	-	5,256,799
			Public or Private Matching Funds	-	583,770	406,452	409,897	442,897	409,897	-	2,252,913
			Total	-	1,945,900	1,354,840	1,366,324	1,476,324	1,366,324	-	7,509,712
Hampton Roads	BCR Phase III Upgrades Ties, Rail, Surfacing	Delmarva Central Railroad	4,884,876								
			State Rail Preservation Funds	3,250,364	169,050	-	-	-	-	-	3,419,414
			Public or Private Matching Funds	1,393,012	72,450	-	-	-	-	-	1,465,462
			Total	4,643,376	241,500	-	-	-	-	-	4,884,876
Hampton Roads	BCR Phase IV Upgrades Ties, Rail, Surfacing	Delmarva Central Railroad	1,675,000								
			State Rail Preservation Funds	-	-	826,000	346,500	-	-	-	1,172,500
			Public or Private Matching Funds	-	-	354,000	148,500	-	-	-	502,500
			Total	-	-	1,180,000	495,000	-	-	-	1,675,000

Rail Preservation Fund (RPF)

Districts	Project Description	Applicant	Funding Source	Previous Allocations	FY26	FY27	FY28	FY29	FY30	FY31	Total Programmed
Hampton Roads	Berkley Yard Lead & Switches - Chesapeake & Norfolk	Norfolk Portsmouth Belt Line	2,800,000								
			State Rail Preservation Funds	1,960,000	-	-	-	-	-	-	1,960,000
			Public or Private Matching Funds	840,000	-	-	-	-	-	-	840,000
			Total	2,800,000	-	-	-	-	-	-	2,800,000
Hampton Roads	Programmatic Small Bridge Priority Repairs - Chesapeake	Norfolk Portsmouth Belt Line	650,000								
			State Rail Preservation Funds	455,000	-	-	-	-	-	-	455,000
			Public or Private Matching Funds	195,000	-	-	-	-	-	-	195,000
			Total	650,000	-	-	-	-	-	-	650,000
Hampton Roads	Southern Branch Rehabilitation - Chesapeake	Norfolk Portsmouth Belt Line	3,400,000								
			State Rail Preservation Funds	2,380,000	-	-	-	-	-	-	2,380,000
			Public or Private Matching Funds	1,020,000	-	-	-	-	-	-	1,020,000
			Total	3,400,000	-	-	-	-	-	-	3,400,000
Hampton Roads	Programmatic Main Line Bridge Upgrades	Norfolk Portsmouth Belt Line	1,500,000								
			State Rail Preservation Funds	875,000	175,000	-	-	-	-	-	1,050,000
			Public or Private Matching Funds	375,000	75,000	-	-	-	-	-	450,000
			Total	1,250,000	250,000	-	-	-	-	-	1,500,000
Hampton Roads	Programmatic Rail Infrastructure Upgrades - Rail Ties Bridges FY22-FY27	Norfolk Portsmouth Belt Line	3,000,000								
			State Rail Preservation Funds	980,000	560,000	560,000	-	-	-	-	2,100,000
			Public or Private Matching Funds	420,000	240,000	240,000	-	-	-	-	900,000
			Total	1,400,000	800,000	800,000	-	-	-	-	3,000,000
Hampton Roads	Programmatic Rail Infrastructure Upgrades Project - Rail Ties Bridges FY28	Norfolk Portsmouth Belt Line	800,000								
			State Rail Preservation Funds	-	-	-	560,000	-	-	-	560,000
			Public or Private Matching Funds	-	-	-	240,000	-	-	-	240,000
			Total	-	-	-	800,000	-	-	-	800,000
Hampton Roads	Infrastructure Upgrades - Rail, Ties upgrades to bridges, surfacing FY29	Norfolk Portsmouth Belt Line	1,000,000								
			State Rail Preservation Funds	-	-	-	-	700,000	-	-	700,000
			Public or Private Matching Funds	-	-	-	-	300,000	-	-	300,000
			Total	-	-	-	-	1,000,000	-	-	1,000,000
Hampton Roads	System Upgrades - Replace Rail, Ties, upgrades to Bridges, surfacing FY30	Norfolk Portsmouth Belt Line	1,250,000								
			State Rail Preservation Funds	-	-	-	-	-	875,000	-	875,000
			Public or Private Matching Funds	-	-	-	-	-	375,000	-	375,000
			Total	-	-	-	-	-	1,250,000	-	1,250,000
Hampton Roads	FY27 Main Line Lift Bridge Upgrades	Norfolk Portsmouth Belt Line	1,500,000								
			State Rail Preservation Funds	-	-	1,050,000.00	-	-	-	-	1,050,000
			Public or Private Matching Funds	-	-	450,000.00	-	-	-	-	450,000
			Total	-	-	1,500,000.00	-	-	-	-	1,500,000
Hampton Roads	FY31 Programmatic System Upgrades	Norfolk Portsmouth Belt Line	1,350,000								
			State Rail Preservation Funds	-	-	-	-	-	-	945,000	945,000
			Public or Private Matching Funds	-	-	-	-	-	-	405,000	405,000
			Total	-	-	-	-	-	-	1,350,000	1,350,000
Hampton Roads	Boykins East Wye Rail & Timber Upgrade, Yard Upgrade, North Carolina & Virginia RR Cross Tie Rehab		816,320								
			State Rail Preservation Funds	571,424	-	-	-	-	-	-	571,424
			Public or Private Matching Funds	244,896	-	-	-	-	-	-	244,896
			Total	816,320	-	-	-	-	-	-	816,320

Rail Preservation Fund (RPF)

Districts	Project Description	Applicant	Funding Source	Previous Allocations	FY26	FY27	FY28	FY29	FY30	FY31	Total Programmed
Staunton	Six-Year Bridge Upgrade & Repair	Shenandoah Valley Railroad	889,304								
			State Rail Preservation Funds	622,513	-	-	-	-	-	-	622,513
			Public or Private Matching Funds	266,791	-	-	-	-	-	-	266,791
			Total	889,304	-	-	-	-	-	-	889,304
Staunton	Track Bed Upgrade and Tie Replacement - Rockingham & Augusta	Shenandoah Valley Railroad	791,026								
			State Rail Preservation Funds	553,718	-	-	-	-	-	-	553,718
			Public or Private Matching Funds	237,308	-	-	-	-	-	-	237,308
			Total	791,026	-	-	-	-	-	-	791,026
Staunton	Bridge 118 Upgrades	Shenandoah Valley Railroad	299,450								
			State Rail Preservation Funds	209,615	-	-	-	-	-	-	209,615
			Public or Private Matching Funds	89,835	-	-	-	-	-	-	89,835
			Total	299,450	-	-	-	-	-	-	299,450
Staunton	Track Bed Upgrade and Tie Replacement MP 9 to MP 13	Shenandoah Valley Railroad	751,406								
			State Rail Preservation Funds	525,984	-	-	-	-	-	-	525,984
			Public or Private Matching Funds	225,422	-	-	-	-	-	-	225,422
			Total	751,406	-	-	-	-	-	-	751,406
Staunton	Bridge 120-A At-Grade Crossing Project	Shenandoah Valley Railroad	520,000								
			State Rail Preservation Funds	364,000	-	-	-	-	-	-	364,000
			Public or Private Matching Funds	156,000	-	-	-	-	-	-	156,000
			Total	520,000	-	-	-	-	-	-	520,000
Staunton	Bridge #135 MP24.47 Upgrades	Shenandoah Valley Railroad	139,516								
			State Rail Preservation Funds	-	97,661	-	-	-	-	-	97,661
			Public or Private Matching Funds	-	41,855	-	-	-	-	-	41,855
			Total	-	139,516	-	-	-	-	-	139,516
Staunton	FY26 Track Bed Upgrade & Tie Replacement MP13-17	Shenandoah Valley Railroad	738,067								
			State Rail Preservation Funds	-	516,647	-	-	-	-	-	516,647
			Public or Private Matching Funds	-	221,420	-	-	-	-	-	221,420
			Total	-	738,067	-	-	-	-	-	738,067
Staunton	Rail Replacement and Bridge Deck Renewal	Winchester & Western Railroad	3,680,000								
			State Rail Preservation Funds	2,576,000	-	-	-	-	-	-	2,576,000
			Public or Private Matching Funds	1,104,000	-	-	-	-	-	-	1,104,000
			Total	3,680,000	-	-	-	-	-	-	3,680,000
Staunton	WST Tie and Surface Project	Winchester & Western Railroad	1,479,646								
			State Rail Preservation Funds	-	-	-	1,035,752	-	-	-	1,035,752
			Public or Private Matching Funds	-	-	-	443,894	-	-	-	443,894
			Total	-	-	-	1,479,646	-	-	-	1,479,646
Staunton	WST Rail, Tie & Surface Project	Winchester & Western Railroad	1,758,453								
			State Rail Preservation Funds	-	615,459	615,458	-	-	-	-	1,230,917
			Public or Private Matching Funds	-	263,768	263,768	-	-	-	-	527,536
			Total	-	879,227	879,226	-	-	-	-	1,758,453
Total Six-Year Cost of RPF Projects				\$ 67,986,942	\$ 13,186,710	\$ 13,256,566	\$ 11,696,970	\$ 3,936,324	\$ 3,185,824	\$ 1,350,000	\$ 114,599,336

Commonwealth Rail Fund (CRF)

FREIGHT Program

Districts	Project Description	Applicant	Funding Source	Previous Allocations	FY26	FY27	FY28	FY29	FY30	FY31	Total Programmed
Hampton Roads	Craney Island Study	Virginia Port Authority	CRF	500,000	-	-	-	-	-	-	500,000
			Local / Private	214,286	-	-	-	-	-	214,286	
			Subtotal	714,286	-	-	-	-	-	714,286	
Richmond	South Anna Siding	Buckingham Branch Railroad	CRF	1,120,000	-	-	-	-	-	-	1,120,000
			Local / Private	480,000	-	-	-	-	-	480,000	
			Subtotal	1,600,000	-	-	-	-	-	1,600,000	
Lynchburg	Tank Car Repair Modernization	Cathcart	CRF	1,314,000	-	-	-	-	-	-	1,314,000
			Local / Private	2,135,000	-	-	-	-	-	2,135,000	
			Subtotal	3,449,000	-	-	-	-	-	3,449,000	
Staunton	Pleasant Valley Yard Design	Shenandoah Valley Railroad	CRF	33,600	-	-	-	-	-	-	33,600
			Local / Private	14,400	-	-	-	-	-	14,400	
			Subtotal	48,000	-	-	-	-	-	48,000	
Hampton Roads	Commonwealth Railway Marshalling Yard Expansion	Virginia Port Authority	CRF	16,721,165	3,343,421	-	-	-	-	-	20,064,586
			Local / Private	7,166,213	1,432,895	-	-	-	-	8,599,108	
			Subtotal	23,887,378	4,776,316	-	-	-	-	28,663,694	
Hampton Roads	NIT North Lead Design/Study	Virginia Port Authority	CRF	1,500,000	-	-	-	-	-	-	1,500,000
			Subtotal	1,500,000	-	-	-	-	-	1,500,000	
Staunton	Pleasant Creek Siding	Shenandoah Valley Railroad	CRF	723,923	-	-	-	-	-	-	723,923
			Local / Private	310,253	-	-	-	-	-	310,253	
			Subtotal	1,034,176	-	-	-	-	-	1,034,176	
Staunton	Clearbrook Transload	Winchester and Western	CRF	2,050,762	-	-	-	-	-	-	2,050,762
			Local / Private	2,050,762	-	-	-	-	-	2,050,762	
			Subtotal	4,101,524	-	-	-	-	-	4,101,524	
Hampton Roads	Port Norfolk Rail Transload Facility	Norfolk Portsmouth Belt Line	CRF	4,000,000	3,000,000	-	-	-	-	-	7,000,000
			Subtotal	4,000,000	3,000,000	-	-	-	-	7,000,000	
Hampton Roads	South Street Yard Expansion	Norfolk Portsmouth Belt Line	CRF	-	500,000	1,650,000	3,350,000	-	-	-	5,500,000
			Subtotal	-	500,000	1,650,000	3,350,000	-	-	-	5,500,000
Lynchburg	Rolling Stock Capacity Improvement	Buckingham Branch Railroad	CRF	1,920,000	-	-	-	-	-	-	1,920,000
			Local / Private	480,000	-	-	-	-	-	480,000	
			Subtotal	2,400,000	-	-	-	-	-	2,400,000	
Staunton	Clearbrook East and West Siding	Winchester and Western Railroad	CRF	759,492	759,492	759,492	-	-	-	-	2,278,476
			Local / Private	325,497	325,497	325,497	-	-	-	976,491	
			Subtotal	1,084,989	1,084,989	1,084,989	-	-	-	3,254,967	
Hampton Roads	Agricultural Capacity Enhancement	International Feed Corporation	CRF	500,000	-	-	-	-	-	-	500,000
			Local / Private	500,000	-	-	-	-	-	500,000	
			Subtotal	1,000,000	-	-	-	-	-	1,000,000	
Bristol	Potts Valley Branch Improvements	Norfolk Southern	CRF	-	280,000	2,520,000	2,800,000	-	-	-	5,600,000
			Local / Private	-	120,000	1,080,000	1,200,000	-	-	2,400,000	
			Subtotal	-	400,000	3,600,000	4,000,000	-	-	8,000,000	
Staunton	Pleasant Valley Yard Capacity	Shenandoah Valley Railroad	CRF	-	973,268	-	-	-	-	-	973,268
			Local / Private	-	417,115	-	-	-	-	417,115	
			Subtotal	-	1,390,383	-	-	-	-	1,390,383	
Total Freight Rail Program				44,819,353	11,151,688	6,334,989	7,350,000	-	-	-	69,656,030
Total CRF				31,142,942	8,856,181	4,929,492	6,150,000	-	-	-	51,078,615

Rail Planning Division

Districts	Project Description	Applicant	Funding Source	Previous Allocations	FY26	FY27	FY28	FY29	FY30	FY31	Total Programmed
All	Corridor ID Program	DRPT	CRF	-	-	150,000	150,000	450,000	450,000	450,000	1,650,000
			Federal	500,000	500,000						1,000,000
			Subtotal	500,000	500,000	150,000	150,000	450,000	450,000	450,000	2,650,000
All	Federal Discretionary Grant Award Match	DRPT	CRF	731,700	975,000	775,000	675,000	675,000	675,000	675,000	5,181,700
			Subtotal	731,700	975,000	775,000	675,000	675,000	675,000	675,000	5,181,700
All	Statewide Rail Planning	DRPT	CRF	1,055,000	750,000	750,000	750,000	750,000	750,000	750,000	5,555,000
			Local / Private	-	-	-	-	-	-	-	-
			Federal	-	-	-	-	-	-	-	-
			Subtotal	1,055,000	750,000	750,000	750,000	750,000	750,000	750,000	5,555,000
			Planning Total	2,286,700	2,225,000	1,675,000	1,575,000	1,875,000	1,875,000	1,875,000	13,386,700
			CRF	1,786,700	1,725,000	1,675,000	1,575,000	1,875,000	1,875,000	1,875,000	12,386,700
			Federal	500,000	500,000	-	-	-	-	-	1,000,000
			Total	2,286,700	2,225,000	1,675,000	1,575,000	1,875,000	1,875,000	1,875,000	13,386,700

Rail Summary

Fund	Category	Previous Allocations	FY26	FY27	FY28	FY29	FY30	FY31
Rail Preservation Fund	Total State Share - Allocated Projects	\$ 47,590,860	\$ 9,230,697	\$ 9,279,596	\$ 8,187,879	\$ 2,755,427	\$ 2,230,077	\$ 945,000
	Available RPF		3,996,450	3,948,300	3,900,150	3,876,075	3,871,260	3,861,630
	RPF and Bonds Carryover From Previous Years		1,978,105	-	-	-	1,120,648	2,761,831
	Transfer from CRF		3,256,142	5,331,296	4,287,729	-	-	-
	Total State RPF Funds Allocated to RFP Projects		9,230,697	9,279,596	8,187,879	3,876,075	4,991,908	6,623,461
	Total RPF Unobligated		\$ -	\$ -	\$ -	\$ 1,120,648	\$ 2,761,831	\$ 5,678,461
Commonwealth Rail Fund	State Share - Allocated FREIGHT Projects	\$ 31,142,942	\$ 8,856,181	\$ 4,929,492	\$ 6,150,000	\$ -	\$ -	\$ -
	State Share - Allocated Rail Planning Projects	\$ 1,786,700	\$ 1,725,000	\$ 1,675,000	\$ 1,575,000	\$ 1,875,000	\$ 1,875,000	\$ 1,875,000
	Federal Share - FRA Discretionary (CID) Grant	\$ 500,000	\$ 500,000	\$ -	\$ -	\$ -	\$ -	\$ -
	CRF Available		12,480,268	12,618,290	12,995,163	13,365,809	13,800,212	14,185,337
	CRF Carryover from Previous Years		3,927,115	2,570,060	3,252,562	4,234,996	15,725,805	27,651,017
	Federal Funds Available		500,000	-	-	-	-	-
	CRF Transfer to RPF		(3,256,142)	(5,331,296)	(4,287,729)	-	-	-
	Total CRF and Federal Funds Available		13,651,241	9,857,054	11,959,996	17,600,805	29,526,017	41,836,354
	Total CRF Unobligated		\$ 2,570,060	\$ 3,252,562	\$ 4,234,996	\$ 15,725,805	\$ 27,651,017	\$ 39,961,354

Transforming Rail in Virginia (Virginia Passenger Rail Authority Projects)

Districts	Project Description	Funding Source	Previous Allocations	FY26	FY27	FY28	FY29	FY30	FY31	Total Programmed
I-95 Corridor										
		PTF	252,403,564	52,000,000	47,500,000	51,000,000	50,400,000	34,200,000	-	487,503,564
		CMAQ - Federal	77,219,120	19,868,004	23,121,364	4,995,245	-	-	-	125,203,733
		CMAQ - Match	19,296,549	4,967,001	5,780,341	1,248,812	-	-	-	31,292,703
		I-66 (ITB)*	32,533,000	13,444,778	600,000,000	-	-	-	-	645,977,778
		I-95 Concession Funds	123,000,000	132,000,000	-	-	-	-	-	255,000,000
		Subtotal	504,452,233	222,279,783	676,401,705	57,244,057	50,400,000	34,200,000	-	1,544,977,778
* Evaluation of revenue forecasts and T&R study underway to determine future allocation.										
Western Rail Initiative										
		CMAQ - Federal	19,984,888	-	-	-	-	-	-	19,984,888
		CMAQ - Match	4,996,222	-	-	-	-	-	-	4,996,222
		SmartScale Funds	46,339,422	509,200	2,351,379	800,000	-	-	-	50,000,001
		I-81 Corridor Funds	65,292,301	22,484,189	12,223,510	-	-	-	-	100,000,000
		Subtotal	136,612,833	22,993,389	14,574,889	800,000	-	-	-	174,981,111
Total				641,065,066	245,273,172	690,976,594	58,044,057	50,400,000	34,200,000	- 1,719,958,889

Appendix A

I-395/95 Commuter Choice Program Projects for FY 26-27

Applicant	Project Description	Funds Allocated
Fairfax County	Richmond Highway Bus Rapid Transit Implementation: Fort Belvoir to Huntington Station	\$ 10,000,000
OmniRide	Dale City to Rosslyn-Ballston Enhanced Bus Service (Continuation)	\$ 555,400
WMATA	New Bus Service from Van Dorn Street Station to Downtown D.C. (Route A29)	\$ 2,357,200
OmniRide	Staffordboro Commuter Lot to the Pentagon Enhanced Bus Service (Continuation)	\$ 1,972,700
DASH	Line 35 (Van Dorn Metro to the Pentagon) Enhanced Bus Service (Continuation)	\$ 7,414,500
DASH	Line 36 (Mark Center to Potomac Yard) Enhanced Bus Service (Continuation)	\$ 4,388,500
OmniRide	Route 1 Local Enhanced Bus Service (Continuation)	\$ 677,700
OmniRide	Prince William Metro Express Enhanced Bus Service (Continuation)	\$ 607,000
OmniRide	Staffordboro Commuter Lot to Downtown D.C. Enhanced Bus Service (Continuation)	\$ 1,937,200
Arlington County	Route 87 (Shirlington to the Pentagon) Enhanced Bus Service	\$ 475,000
WMATA	Enhanced Bus Service from Landmark and Seminary Valley to Pentagon (Route A25)	\$ 741,040
Fairfax County	Route 396 (Backlick North Park and Ride to the Pentagon) Enhanced Bus Service (Continuation)	\$ 1,958,651
Virginia Railway Express	Leeland Road Station Improvement Project	\$ 2,150,566
Fairfax County	Route 321/322 (Greater Springfield Circulator) Enhanced Bus Service	\$ 2,128,807
Fairfax County	Route 371 (Lorton Park and Ride to Franconia-Springfield) Enhanced Bus Service (Continuation)	\$ 2,142,197
NVTC	Program Administration and Oversight for FY 2026-2027	\$ 325,000
		<hr/>
		<u><u>\$ 39,831,461</u></u>



FINAL FY 2026 – 2031 SIX-YEAR IMPROVEMENT PROGRAM

Kimberly Pryor
Infrastructure Investment Director

June 24, 2025

Final FY 2026-2031 Six-Year Improvement Program (SYIP)

	Draft FY 2026-2031	Proposed Final FY 2026-2031	Change
Highways*	\$18.8 billion	\$19.6 billion	\$0.8 billion
Rail & Public Transp.	\$7.0 billion	\$7.1 billion	\$0.1 billion
Total SYIP	\$25.8 billion	\$26.7 billion	\$0.9 billion

*Excludes debt service.

- **Highway Construction Program (FY 2026 – 2031)**
 - Additionally includes \$762.7 million in debt service
 - Provides funding to 4,500 projects
 - Current program includes \$2.8 billion to be provided by others

Highlights

- **Incorporates revenue assumptions in the Final 2026-2031 Six-Year Financial Plan**
 - **Planning for operational needs of the Hampton Roads Bridge-Tunnel Expansion with additional operational funding for VDOT Operations**
 - **Recommended infusion in FY 2026 and on-going base adjustments beginning in FY 2027 and beyond for VDOT maintenance activities and Financial Assistance to Localities**
 - **Allocation of \$300M in GARVEE Bonds - \$100 million in FY 2027, FY 2029, and FY 2031; estimated debt service allocated from federal funding**

Highlights (continued)

- Revenue Sharing state share of funds available is \$100 million annually
- Innovation and Technology Transportation Funds (ITTF) funding from the High Priority Projects Program is \$25M annually (max. statutory)
- Unpaved Roads funding from the Construction District Grant Program is \$25M annually (max. statutory)
- Passage of SB1082 authorizing the issuance of Special Structures Program Revenue Bonds is incorporated
- Updated State of Good Repair funding distribution percentages that reflect cusp structure eligibility are incorporated

Key Changes Draft to Final

- **Conducted Spring Public Meetings**
- **Made adjustments based on SMART SCALE Round 6 Consensus Scenario approved by the Board in May**
- **Revised federal fund levels in FY2026 based on updated apportionment tables from FHWA**
- **Interstate I-81 Program - Added \$175M from the General Fund approved in the budget to an underway project**

Highlights – Impacts to Major Programs

Program	Update Cycle	Final FY2025-2030 Total	Draft FY2026-2031 Total	Proposed Final FY2026-2031 Total
State of Good Repair Program (SGR)	Annual	\$2.4B	\$2.4B	\$2.4B
Virginia Highway Safety Improvement Program (VHSIP)	Annual	\$811.9M	\$790.0M	\$794.3M
Special Structures (excluding debt)	Annual	\$554.0M	\$527.9M	\$527.9M
Unpaved Roads	Annual	\$150.0M	\$150.0M	\$150.0M
Innovation and Technology Transportation (ITTF)	Annual	\$150.0M	\$150.0M	\$150.0M
Regional Surface Transportation Program (RSTP)	Annual	\$877.5M	\$841.1M	\$847.0M
Congestion Mitigation Air Quality (CMAQ)	Annual	\$501.3M	\$474.3M	\$477.6M

Highlights – Impacts to Major Programs

Program	Update Cycle	Final FY2025-2030 Total	Draft FY2026-2031 Total	Proposed Final FY2026-2031 Total
Construction District Grant (DGP) – including Supplemental Fuel Tax Revenue, excluding Unpaved Roads	Even FY's	\$2.2B	\$2.2B	\$2.2B
High Priority Projects (HPP) – excluding ITTF	Even FY's	\$1.5B	\$1.4B	\$1.4B
Interstate Operations and Enhancement Program (IOEP) – including I-81 Regional Fuels Tax, excluding debt	TBD	\$2.0B	\$1.9B	\$2.1B
Revenue Sharing – state match only	Odd FY's	\$600.0M	\$600.0M	\$600.0M
Transportation Alternatives (TAP)	Odd FY's	\$237.7M	\$227.8M	\$229.4M

Next Steps

- **Approve FY2026-2031 SYIP at the June action meeting**





COMMONWEALTH *of* VIRGINIA
Office of the
SECRETARY *of* TRANSPORTATION

Transportation Safety Performance 2026 Safety Measures

June 24, 2025



Federal Safety Target Setting

- Background on target setting requirements
- Statewide trends of safety performance
- Potential federal target setting approaches
- Results and recommendations from each approach
- Proposed 2026 federal safety targets
- Next steps

Background

Safety Performance Management Requirements

- Code of Virginia § 2.2-229 – CTB to establish performance targets for surface transportation
- Federal law requires performance targets for safety (5 measures)
- Safety targets must be set annually for the next calendar year
- VDOT and Department of Motor Vehicles' (DMV) Highway Safety Office (HSO) coordinate on 3 of the 5 performance measures
 - DMV must report targets to NHTSA by August 1
 - VDOT must report targets to FHWA by August 31

NHTSA - National Highway Traffic Safety Administration
FHWA - Federal Highway Administration

Background

Safety Performance Management Federal Measures

- **Number of fatalities*** - person involved died at scene or within 30 days
- **Rate of fatalities*** - per 100M vehicle miles traveled
- **Number of serious injuries*** - suspected serious injury, typically taken to hospital
- **Rate of serious injuries** - per 100M vehicles miles traveled
- **Number of non-motorized fatalities and serious injuries** - bicyclists and pedestrians

* Three federal measures requiring coordination and consistency with the DMV HSO

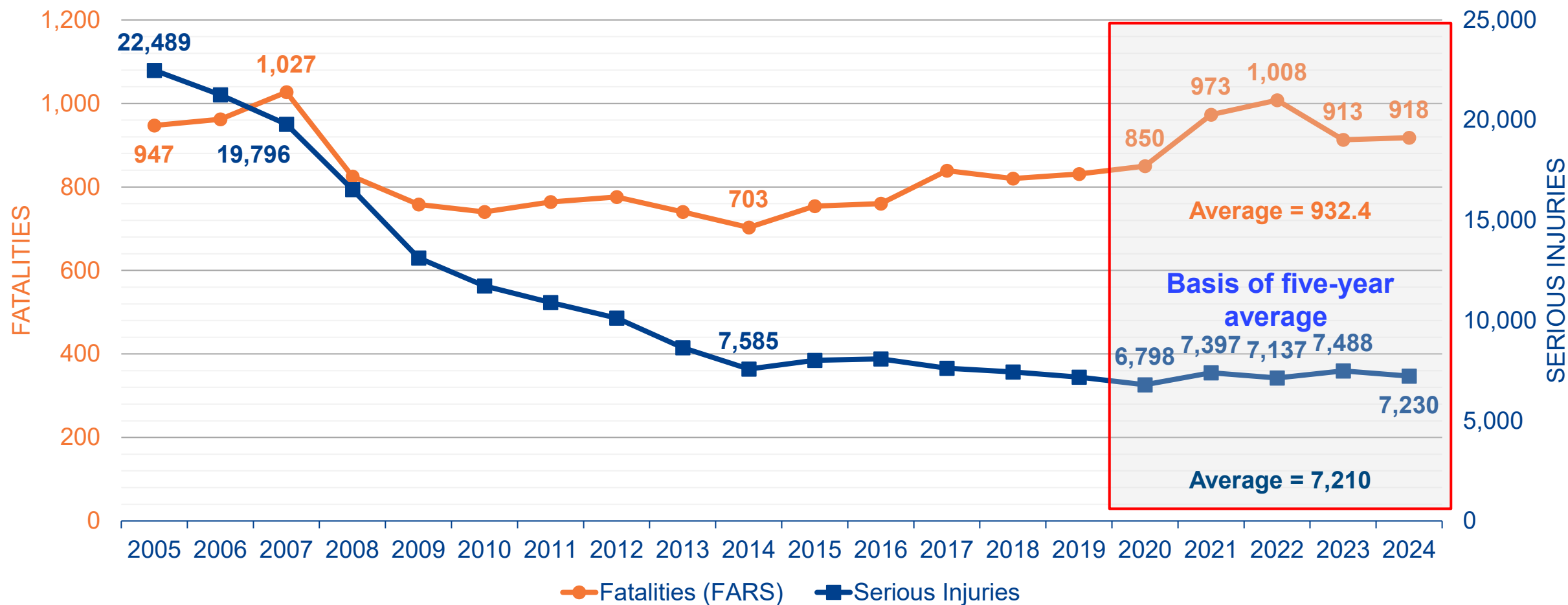
Background

New Federal Target Setting Requirements

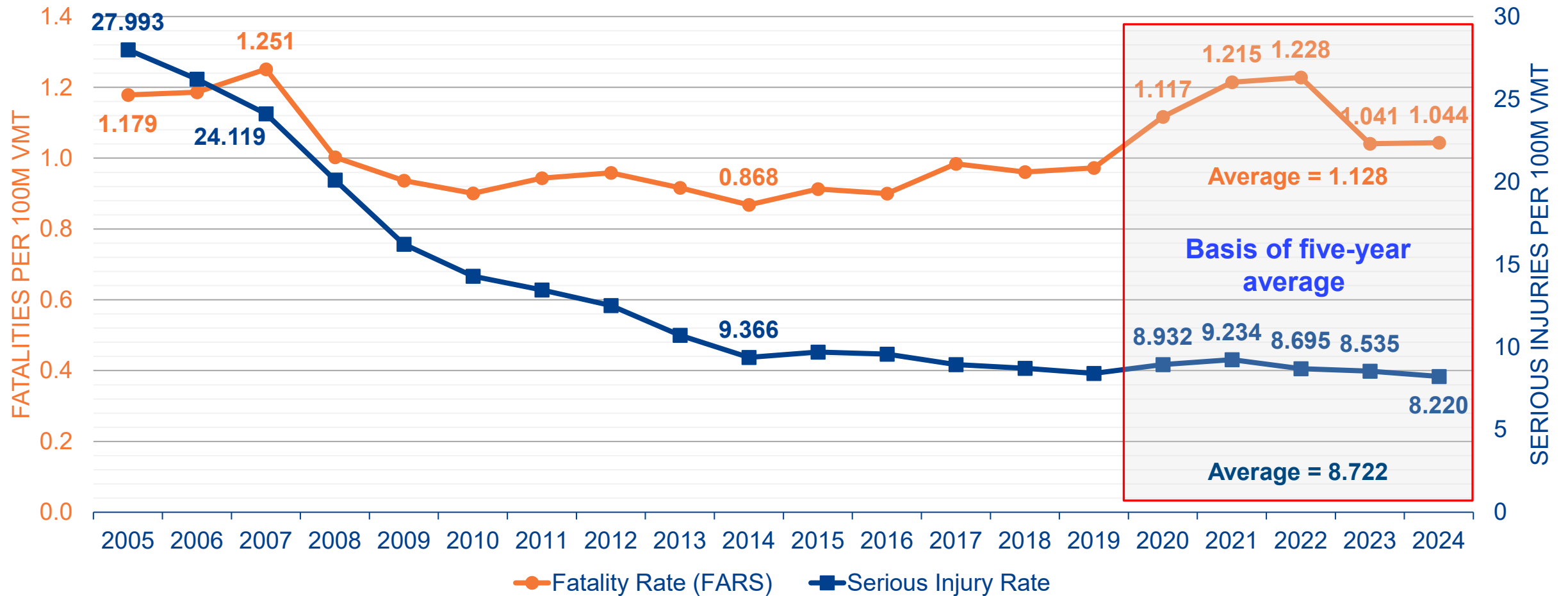
- Annual federal reporting for DMV and VDOT requires submission of annual and calculated five-year average targets
- The 2021 BIL (IIJA) requires that States set safety targets that demonstrate **level or improved performance** for the three common measures (fatalities, fatality rate, and serious injuries)
 - The 2026 five-year average target for each measure when averaged with the preceding four years must be level or improved when compared to the most recent five-year average (baseline)
 - Baseline = the average of the actual performance values from 2020-2024
 - 2026 five-year average target = three years of actual performance values from 2022-2024 along with projections for 2025 and the proposed 2026 annual target

BIL – Bipartisan Infrastructure Law
IIJA – Infrastructure Investment and Jobs Act

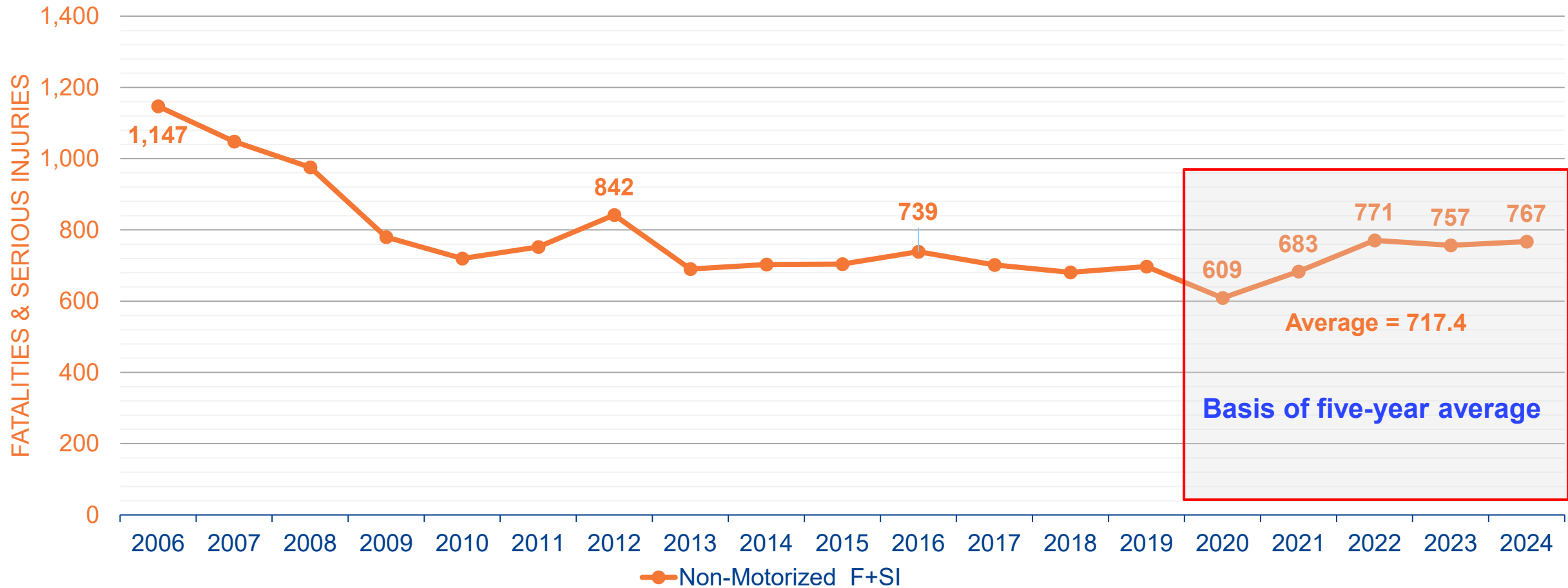
Statewide Trends of Annual Fatalities and Serious Injuries



Statewide Trends of Annual Fatality and Serious Injury Rates



Statewide Trends of Non-Motorized Annual Fatalities and Serious Injuries



Safety Measure Performance and 2025 Projections versus Targets

Measure	2024 Actual Values	2025 Target Values	2025 Projected Values
Fatalities*	918	819	882
Fatality Rate**	1.044	0.894	1.00
Serious Injuries*	7,230	6829	6424
Serious Injury Rate**	8.220	7.457	7.286
Non-Motorized Fatalities + Serious Injuries*	767	619	604

* 2025 projected values are based on available year to date counts and the average proportion of the same period for the last three years.

** 2025 projected rates based on the count measures and projected VMT growth of +0.3% from 2024.

Potential 2026 Federal Target Setting Approaches

- The following approaches were explored to determine which method resulted in level or improved performance:
 1. Predictions from the analytical model used for previous targets
 2. Project values necessary to provide level or improving five-year averages
- More information is provided for both approaches on the following slides

Potential Approaches

Approach 1: Analytical Model Prediction

- Calculate the predicted year fatalities and serious injuries counts using an analytical model that considers external influencing factors and has been adjusted annually
- Determine the expected annual reductions of SMART SCALE and VHSIP projects that were recently or soon to be completed and subtract from the model predictions

Model Prediction – Project Safety Benefits = Expected Performance

- Calculate the two “rate” measures based on the expected performance for “count” measures and the projected VMT growth

Potential Approaches

Approach 2: Level or Improving Five-Year Average Projections

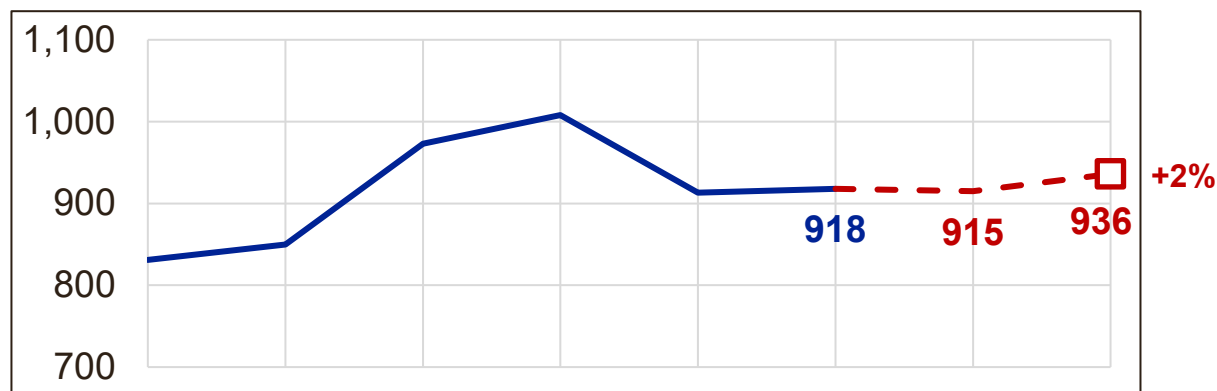
For determining level or improving 2026 five-year averages:

- Use the 2025 adopted safety targets for 2025 values
- Set 2026 safety targets level with 2025 projected values

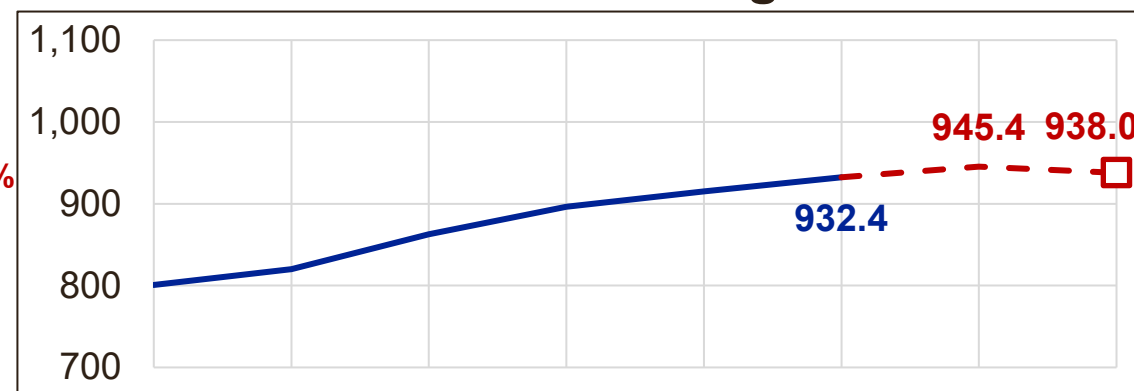
Results - Fatalities

- Historic Data
- Model Prediction
- Improving 5-Year Target (using 2025 adopted target value and 2026 projected value)
- Recommended Approach

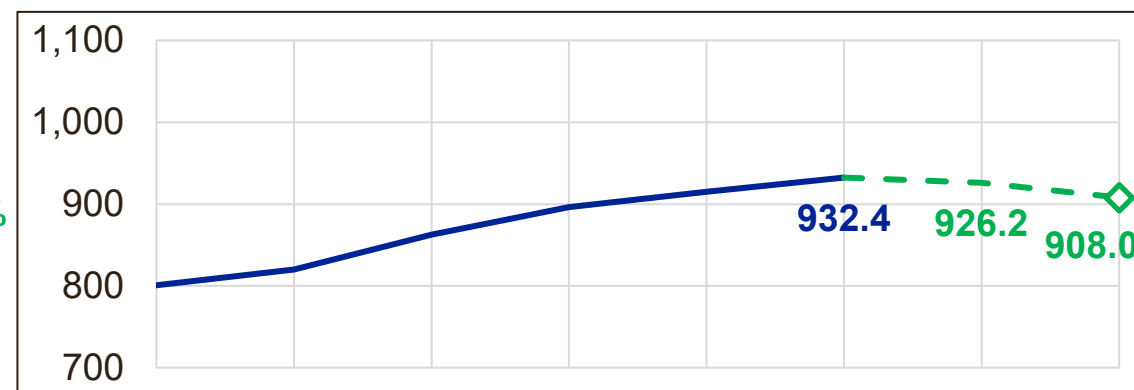
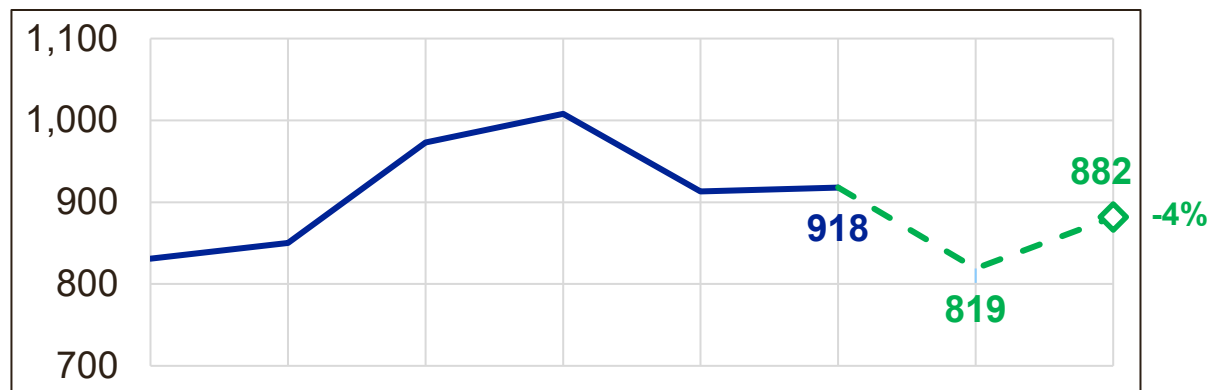
Annual



Five-Year Averages



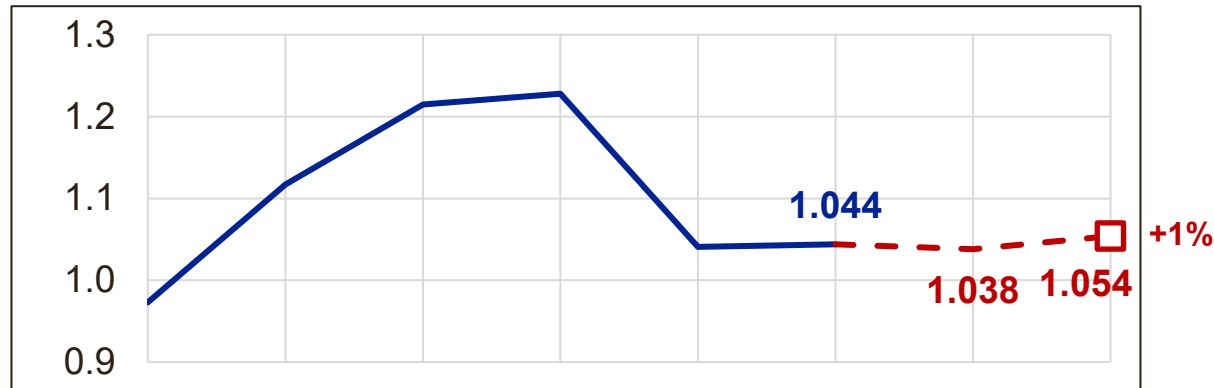
Improving 5-Year Targets



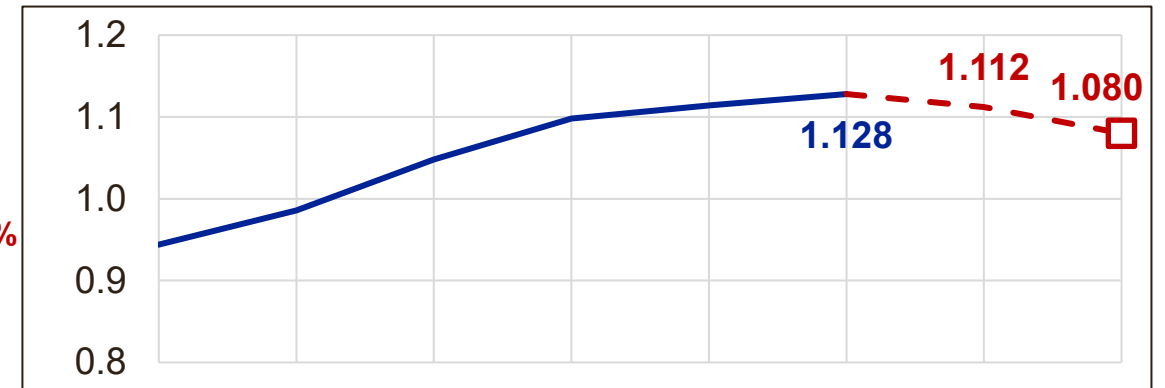
Results – Fatality Rate

- Historic Data
 - - - □ - - - Model Prediction
 - - - ◇ - - - Improving 5-Year Target (using 2025 adopted target value and 2026 projected value)
- ✓ Recommended Approach

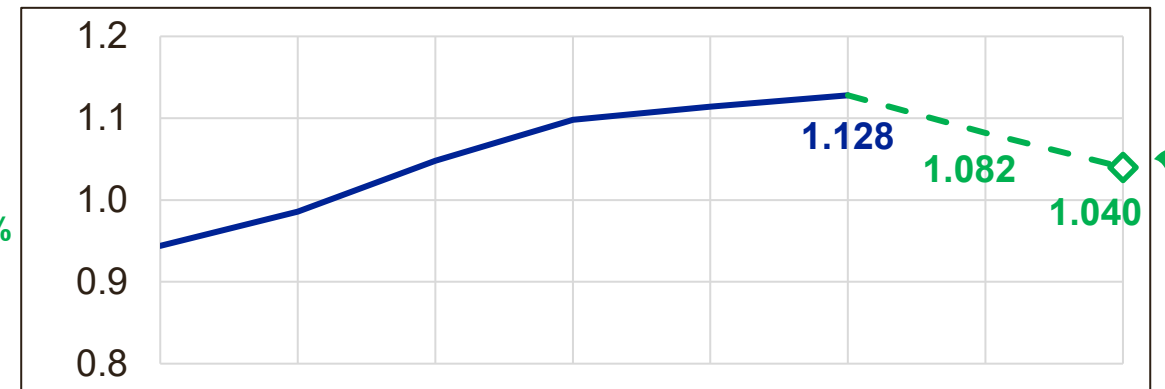
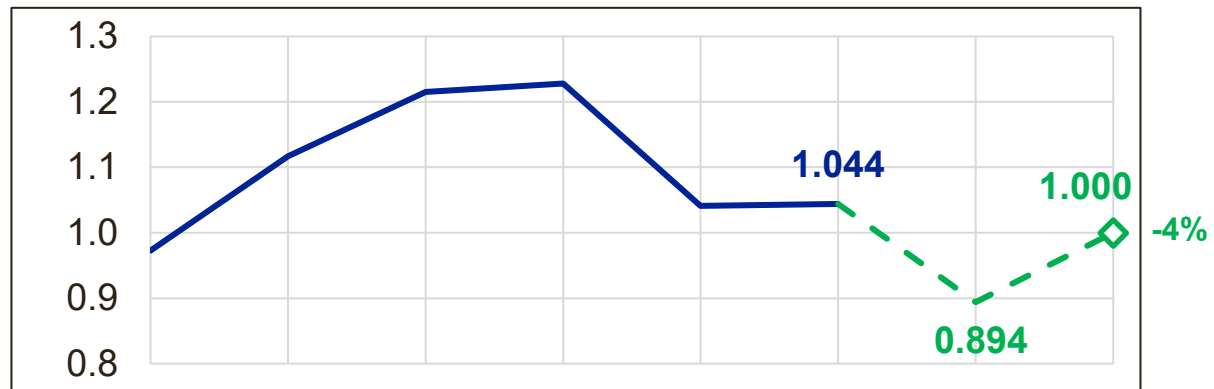
Annual



Five-Year Averages



Improving 5-Year Targets



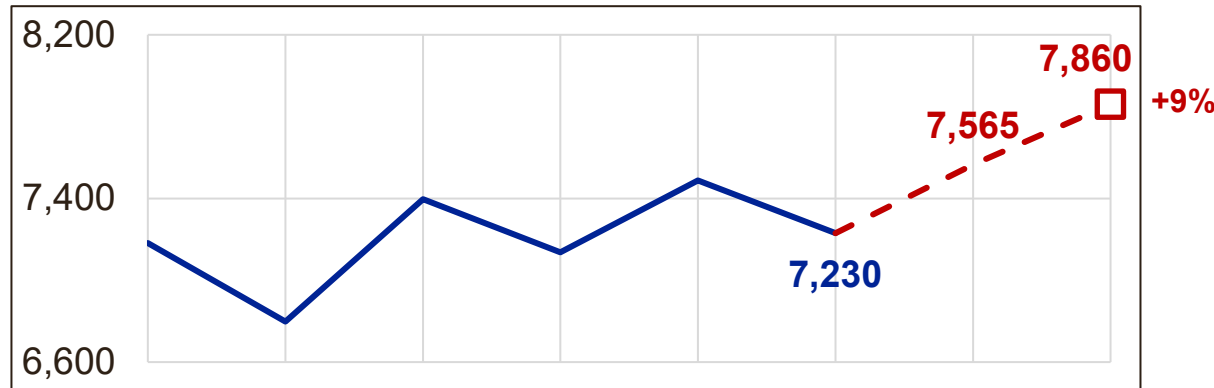
2019 2020 2021 2022 2023 2024 2025 2026

2019 2020 2021 2022 2023 2024 2025 2026

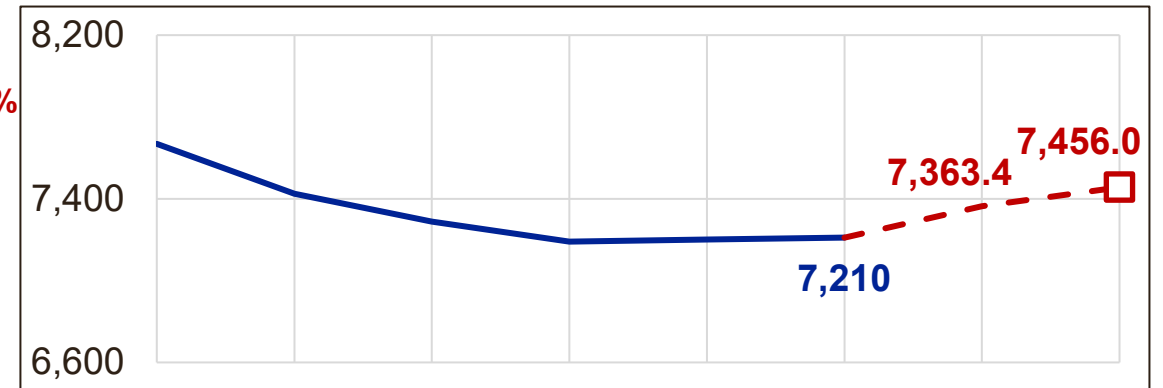
Results – Serious Injuries

- Historic Data
- Model Prediction
- Improving 5-Year Target (using 2025 adopted target value and 2026 projected value)
- Recommended Approach

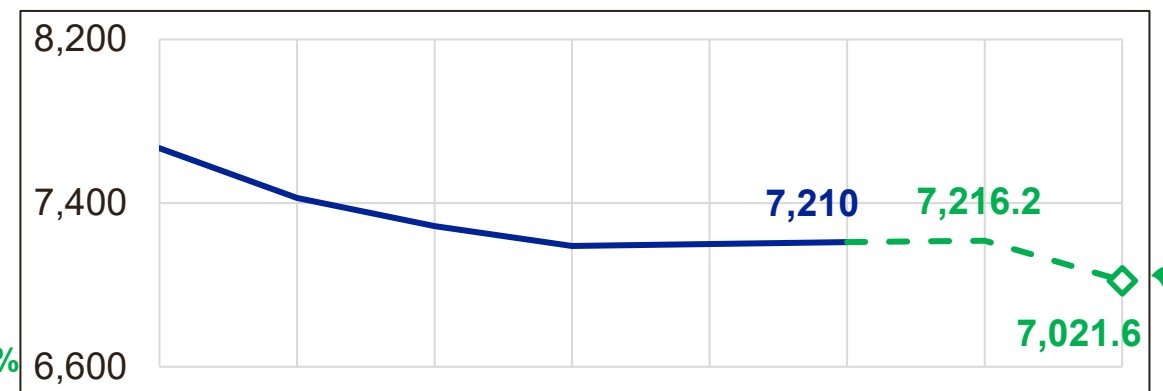
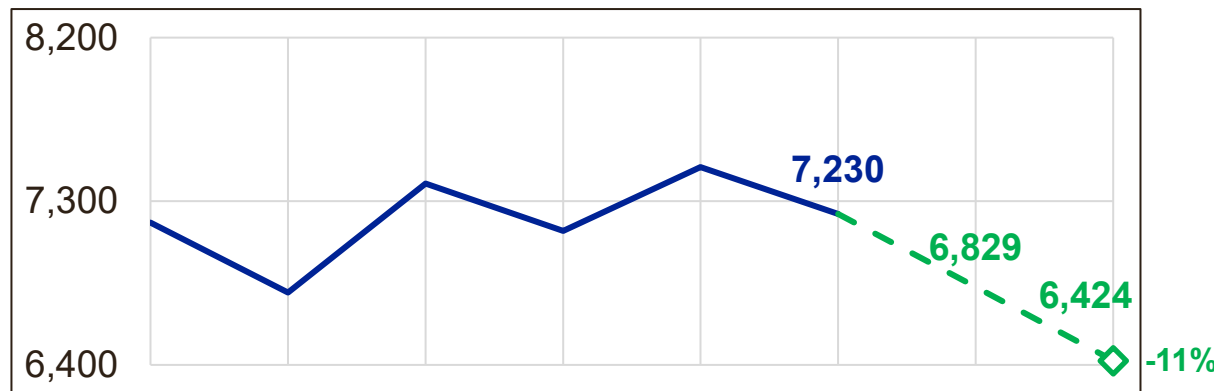
Annual



Five-Year Averages



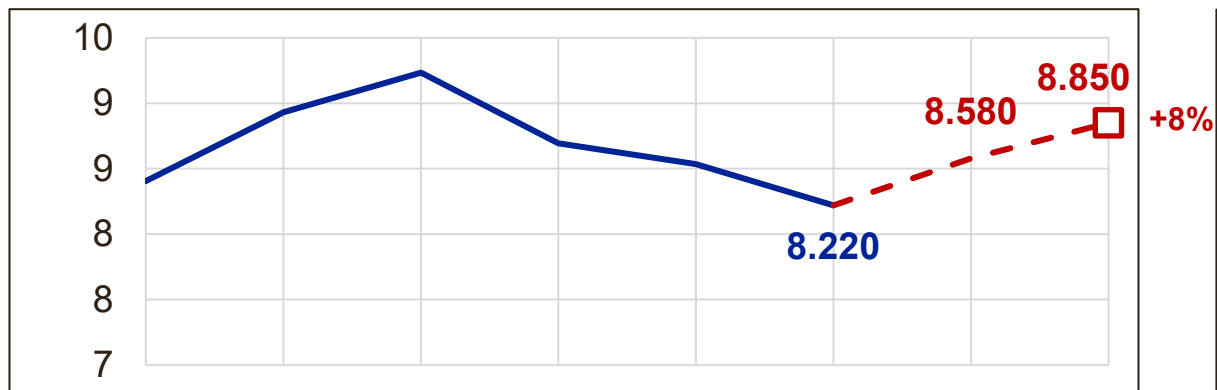
Level 5-Year Targets



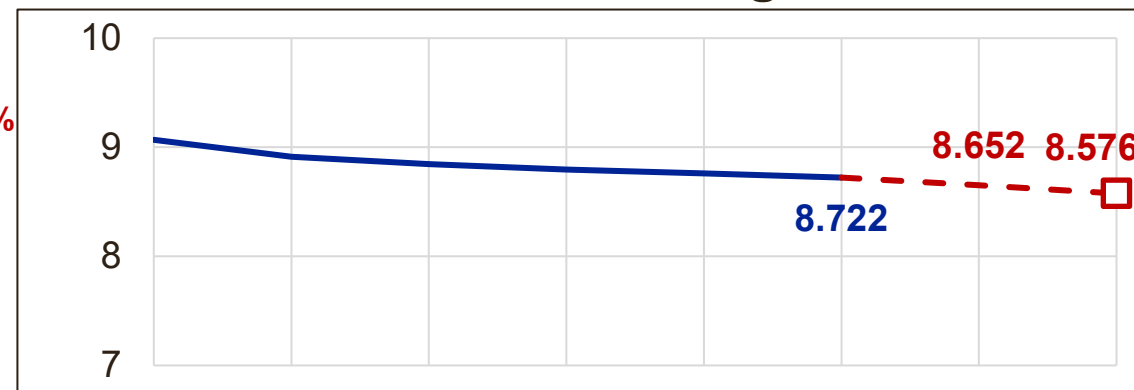
Results –Serious Injury Rate

- Historic Data
- Model Prediction
- Improving 5-Year Target (using 2025 adopted target value and 2026 projected value)
- Recommended Approach

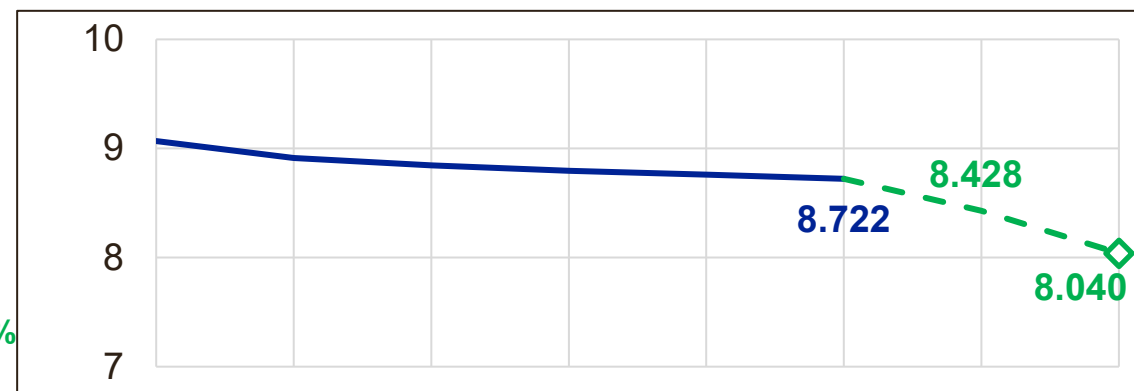
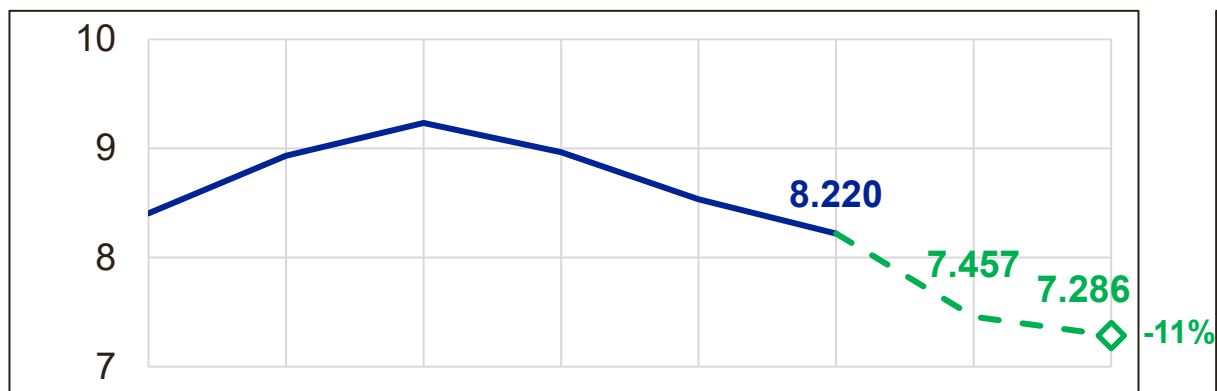
Annual



Five-Year Averages



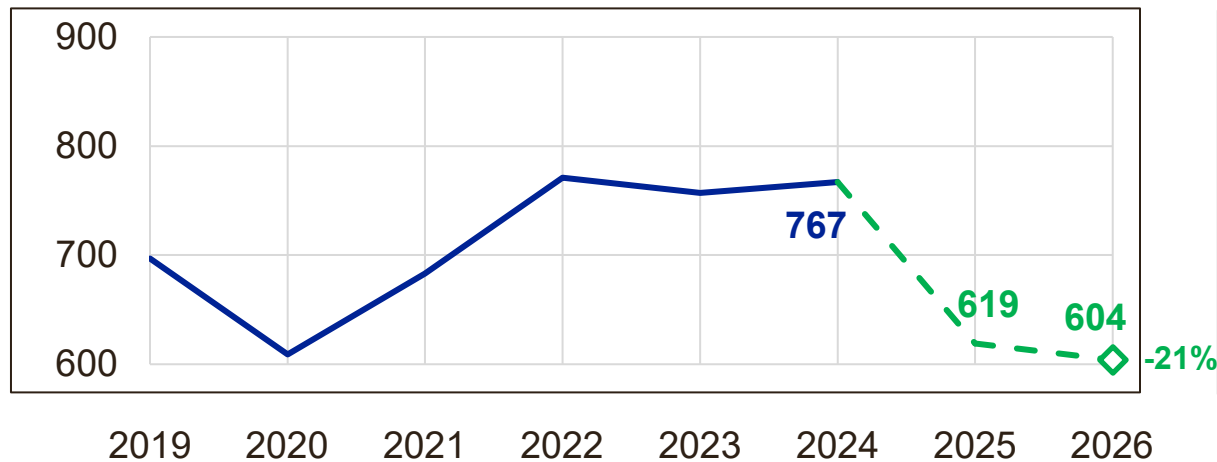
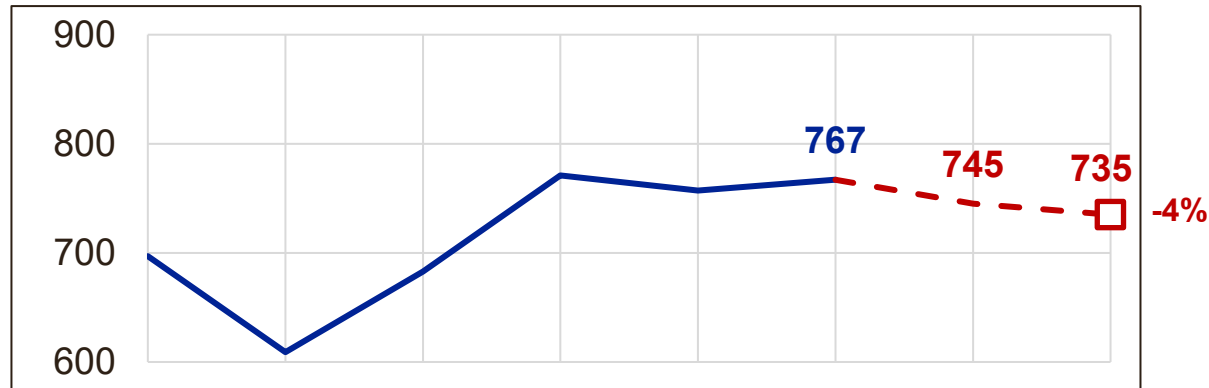
Improving 5-Year Targets



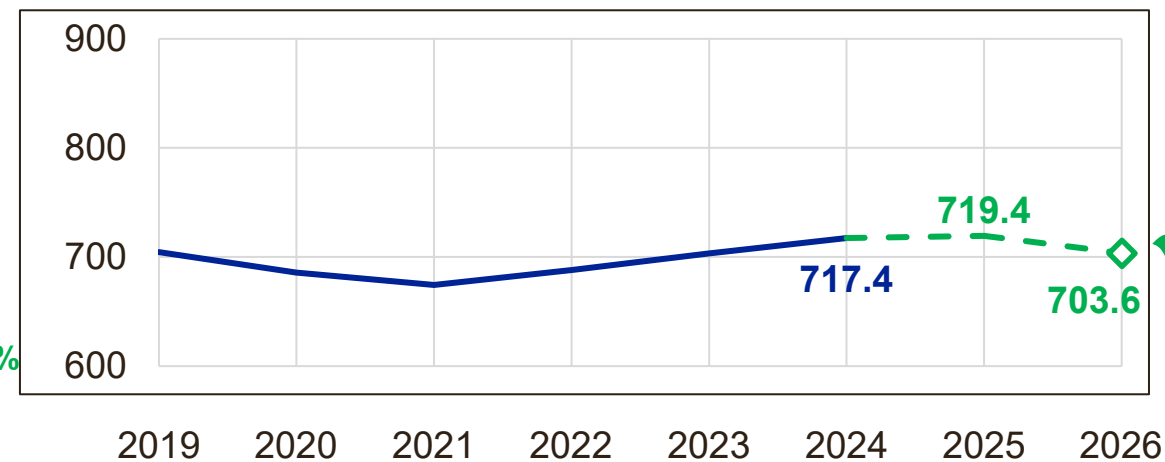
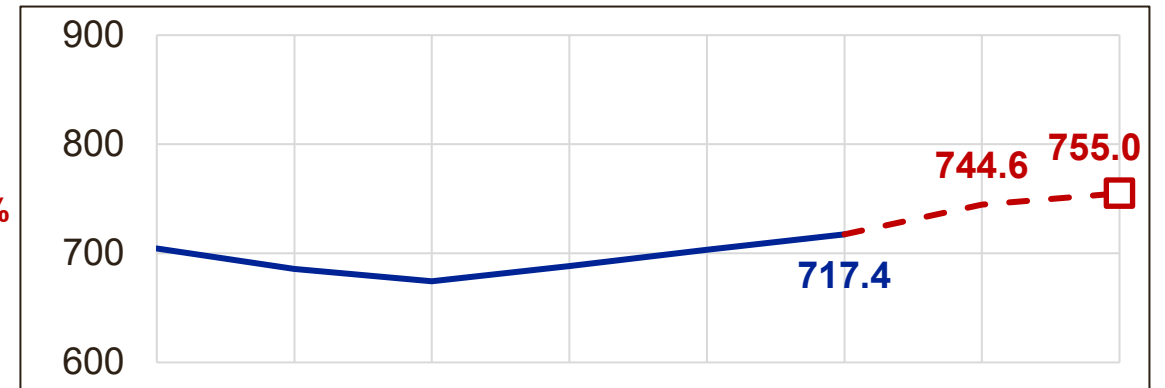
Results – Non-Motorized Fatalities and Serious Injuries

- Historic Data
 - - □ - Model Prediction
 - - ◇ - Improving 5-Year Target (using 2025 adopted target value and 2026 projected value)
- ✓ Recommended Approach

Annual



Five-Year Averages



Proposed 2026 Annual Federal Safety Targets

- Proposed safety performance values for 2026 based on the approach best meeting the requirement to achieve level or improving five-year averages from the baseline conditions.

Measure	2024 Actual Values	2025 Target Values	2025 Projected Values*	Proposed 2026 Values	Percent Change from '24	Federal 5-Yr Average Approach
Fatalities	918	819	882	882	-4%	Improving
Fatality Rate**	1.044	0.894	1.00	1.00	-4%	Improving
Serious Injuries	7,230	6,829	6,424	6,424	-11%	Improving
Serious Injury Rate**	8.220	7.457	7.286	7.286	-11%	Improving
Non-Motorized Fatalities + Serious Injuries	767	619	604	604	-21%	Improving

* Based on available 2025 year to date count data and the average proportion of the same period for the last three years.

** 2025 projected rates based on the count measures and projected VMT growth of +0.3% from 2024.

Next Steps

- CTB adoption of proposed federal targets at July meeting



COMMONWEALTH *of* VIRGINIA
Office of the
SECRETARY *of* TRANSPORTATION

Thank you.





Director's Report

June 2025



Next Stop: 2030

DRPT's Strategic Plan

Create a positive impact on the Commonwealth: Provide support and solutions to positively impact the lives of Virginians, the economy, and the environment

Foster innovative practical solutions: Challenge the status quo, creating solutions while sharing new ideas and innovative practices that contribute to better transportation outcomes

Convene with partners and stakeholders: Bring together the right people at the right time to leverage resources, address important transportation issues, and create the best solutions collaboratively

Cultivate a sustainable well-managed organization: Deliver exceptional service with an engaged workforce that effectively manages public assets and promotes transparency

Create a positive impact on the Commonwealth

Increase throughput of people and goods.

- The Virginia Breeze broke its ridership record for a single month in March 2025, providing more than 8,000 trips. That is a 25% increase over March 2024.
- All Virginia public transit (including WMATA and VRE) ridership for March 2025 was 90% of pre-pandemic levels - and increasing.
 - VRE ridership for March 2025 was 240,000, 72% higher than March 2024 and double what it was in January 2025.
 - WMATA Virginia ridership for March 2025 was 8 million, 18% higher than March 2024.
 - Virginia Agencies (excluding WMATA and VRE) ridership for March 2025 was 5 million, 15% higher than March 2024. That is 98% of March 2019 levels.

Promote factors driving economic vitality and development.

- On April 23, [CSX Transportation announced](#) its latest group of high-ranking properties to receive CSX Select Site designation. This program connects expanding companies with valuable rail-served sites. One of the 18 announced nationwide was the Dragway Site in Sandston, Virginia.
- DRPT had an unprecedented number of industry inquiries about the Rail Industrial Access (RIA) program. In the past month, four potential projects have come forward. DRPT expects that this is a result of DRPT's press releases announcing previous awards. DRPT will add a "how did you hear about this program" question to future applications to assess effectiveness of the communications tools.

Foster innovative practical solutions

Be the 'go-to' organization for best practices, technical assistance, and implementation of innovative transportation solutions.

- On May 14, the FTA issued its Notice of Funding Opportunity for the Low/No Emission Program and the Buses and Bus Facilities Program. In addition to providing grants for buses and bus facilities, the program also aims to expand the bus manufacturing industry, which has been heavily impacted by supply chain issues and suffers from major backlogs.

Foster a culture of innovation.

- On April 24, WMATA staff presented a proposal for World Class Transit to the WMATA Board's Safety and Operations Committee. The proposal includes pursuing Grade of Automation Level 4 throughout the entire Metrorail system and the implementation of a Regional Bus Priority program to make transit operations more efficient and to improve the safety and resiliency of the regional transit network.

Convene with partners and stakeholders

Clarify roles and responsibilities when engaging with our partners and stakeholders.

- On May 14, DRPT joined the City of Richmond, GRTC, HR&A Advisors, and PlanRVA on the kickoff and site visit for the North/South BRT Transit Oriented Development (TOD) Corridor Project.

Engage with partners and stakeholders at the right time to maximize DRPT's influence.

- DRPT conducted a Coordinated Human Services Mobility (CHSM) Plan survey to receive feedback from our partners and the community. The CHSM plan is a federally required document to maintain compliance with FTA's 5310 program, which is aimed at providing transportation services to individuals with disabilities and seniors. DRPT's survey is intended to collect public feedback on service gaps and identify potential solutions to fill those gaps.
- On May 13, DRPT hosted a meeting of the Transit Service and Delivery Advisory Committee (TSDAC) to review the Draft FY26 SYIP and provide updates on the MERIT Capital and Operating Assistance Program Review. DRPT plans to recommend MERIT changes to the Board by the end of the year.

Cultivate a sustainable well-managed organization

Attract, develop, and retain a diverse and engaged workforce focused on customer service.

- DRPT has hired 4 summer interns:
 - Julianna Cimillo – Communications Intern – Start Date 6/2/2025
 - Addie Fuller – Administration Intern – Start Date 6/9/2025
 - Nellie Liu – Compliance Intern – Start Date 6/16/2025
 - Omar Lanneau – Engineering Intern – Start Date 6/16/2025

Enhance the customer experience through well-designed processes and systems.

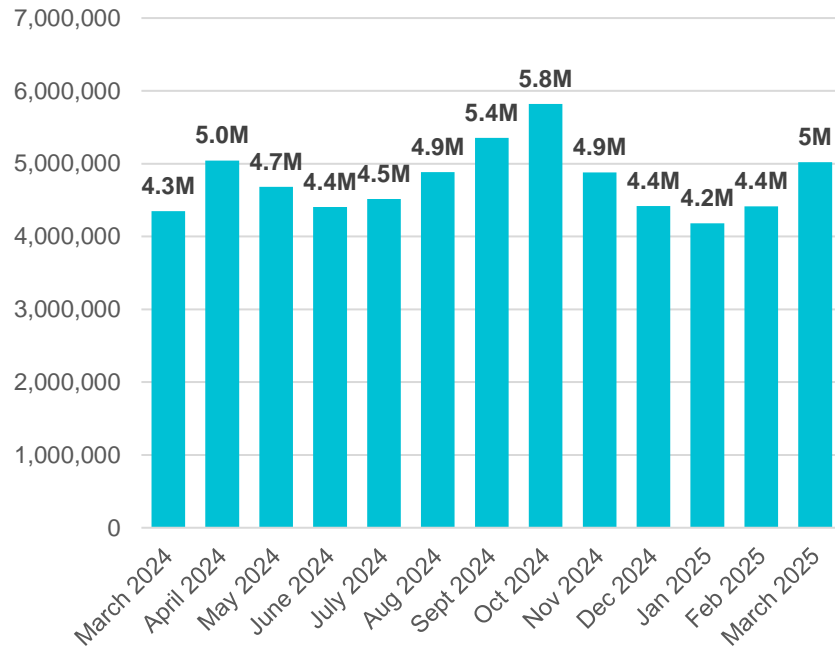
- DRPT won two awards from four nominations by the Public Relations Society of America's Richmond Chapter. The nominations were in the Blog (winner), Newsletters, Internal Communications (winner), and External Video Programs areas. Three of the four are produced entirely in-house.

Be good stewards of public resources.

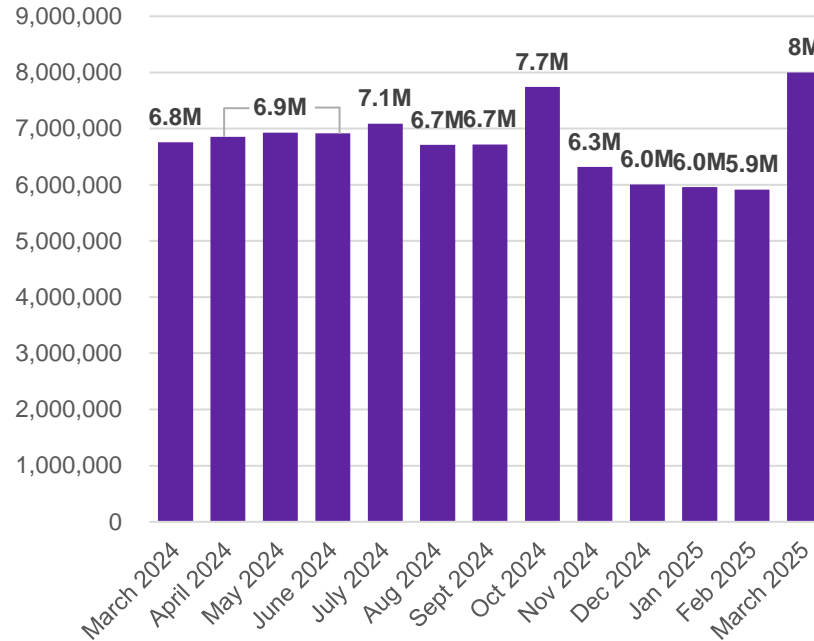
- On April 28, DRPT held a pre-proposal meeting to solicit questions and comments regarding DRPT's recent release of a Request for Proposals (RFP) for the Virginia Breeze. The RFP is intending to solicit proposals for a turnkey operator to provide new Virginia Breeze service along the I-64 corridor from Harrisonburg to Virginia Beach.
- DRPT performed a site visit on April 28, to inspect the Buckingham Branch Railroad's (BBRR) Richmond-Alleghany Division continuous welded rail project in Rockbridge and Augusta Counties, which is a joint federal/state funded project through FRA's Consolidated Rail Infrastructure and Safety Improvements (CRISI) Program and DRPT's Rail Preservation Program.

Statewide Transit Ridership

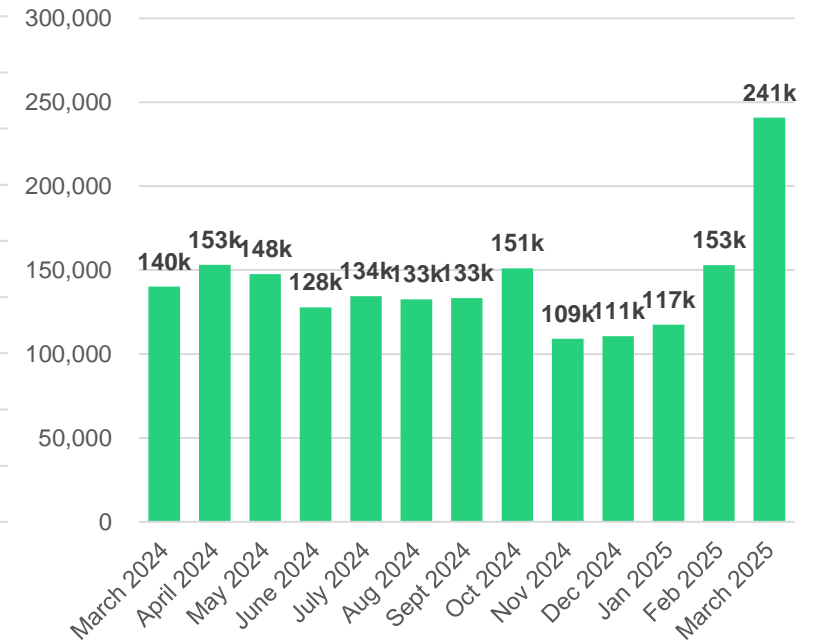
Statewide Transit Ridership – March 2024 to March 2025



Virginia Agencies



WMATA



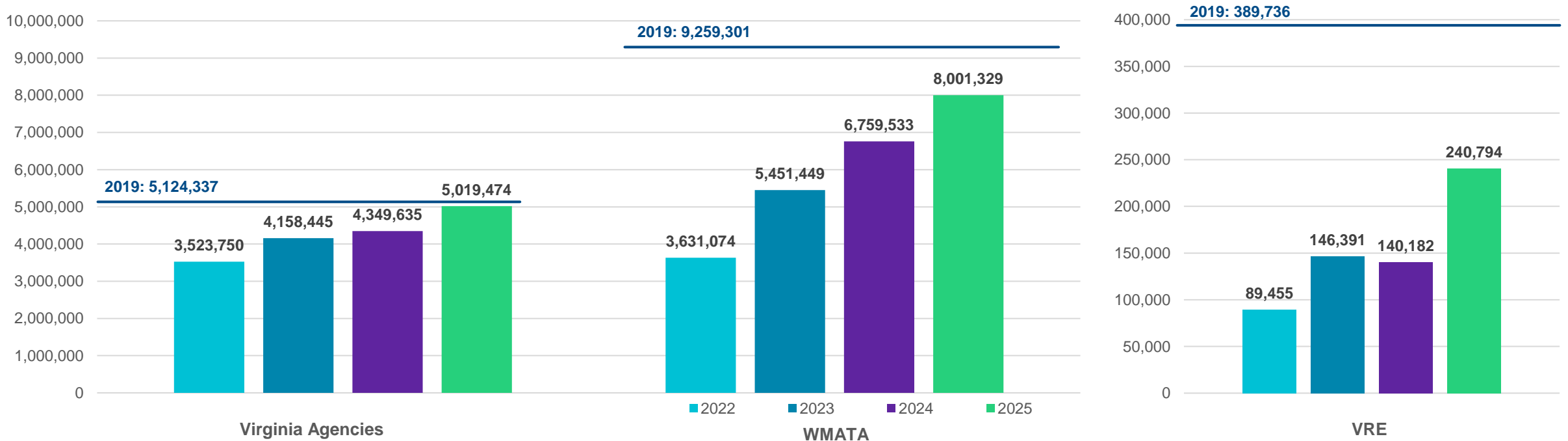
VRE

Agencies	March 2024	April 2024	May 2024	June 2024	July 2024	Aug 2024	Sept 2024	Oct 2024	Nov 2024	Dec 2024	Jan 2025	Feb 2025	March 2025	Total*
Virginia Agencies	4,349,635	5,043,944	4,679,887	4,403,644	4,514,454	4,883,563	5,352,290	5,818,844	4,881,823	4,419,656	4,182,767	4,414,886	5,019,474	57,615,232
VRE	140,182	153,139	147,561	127,770	134,350	132,607	133,247	150,972	109,026	110,625	117,466	152,882	240,794	1,710,439
WMATA	6,759,533	6,856,539	6,930,758	6,916,793	7,089,451	6,710,201	6,717,554	7,742,372	6,320,579	6,005,122	5,957,138	5,915,679	8,001,329	81,163,515
All Agencies + VRE + WMATA	11,249,350	12,053,622	11,758,206	11,448,207	11,738,255	11,726,371	12,203,091	13,712,188	11,311,428	10,535,403	10,257,371	10,483,447	13,261,597	140,489,186

*Last 12 Months

Statewide Ridership Comparison: March Year-to-Year

Ridership Comparison: Year-to-Year
2022 – 2025



Mode	2022	2023	2024	2025	2025 vs 2022	2025 vs 2023	2025 vs 2024
Virginia Agencies	3,523,750	4,158,445	4,349,635	5,019,474	42%	21%	15%
VRE	89,455	146,391	140,182	240,794	169%	64%	72%
WMATA	3,631,074	5,451,449	6,759,533	8,001,329	120%	47%	18%
All Agencies + VRE + WMATA	7,244,279	9,756,285	11,249,350	13,261,597	83%	36%	18%

Virginia Breeze Ridership – March

In March 2025, ridership on VA Breeze routes totaled 8,049 which was:

- 281% higher than original estimates, and
- 25% higher than March 2024

For the month of March 2025, the VA Breeze contributed to a reduction of 415 metric tons of CO₂ equivalent emissions.

Valley Flyer:

- Ridership – 41% higher than March 2024
- Farebox Rev. – 46% higher than March 2024

Piedmont Express:

- Ridership – 26% higher than March 2024
- Farebox Rev. – 25% higher than March 2024

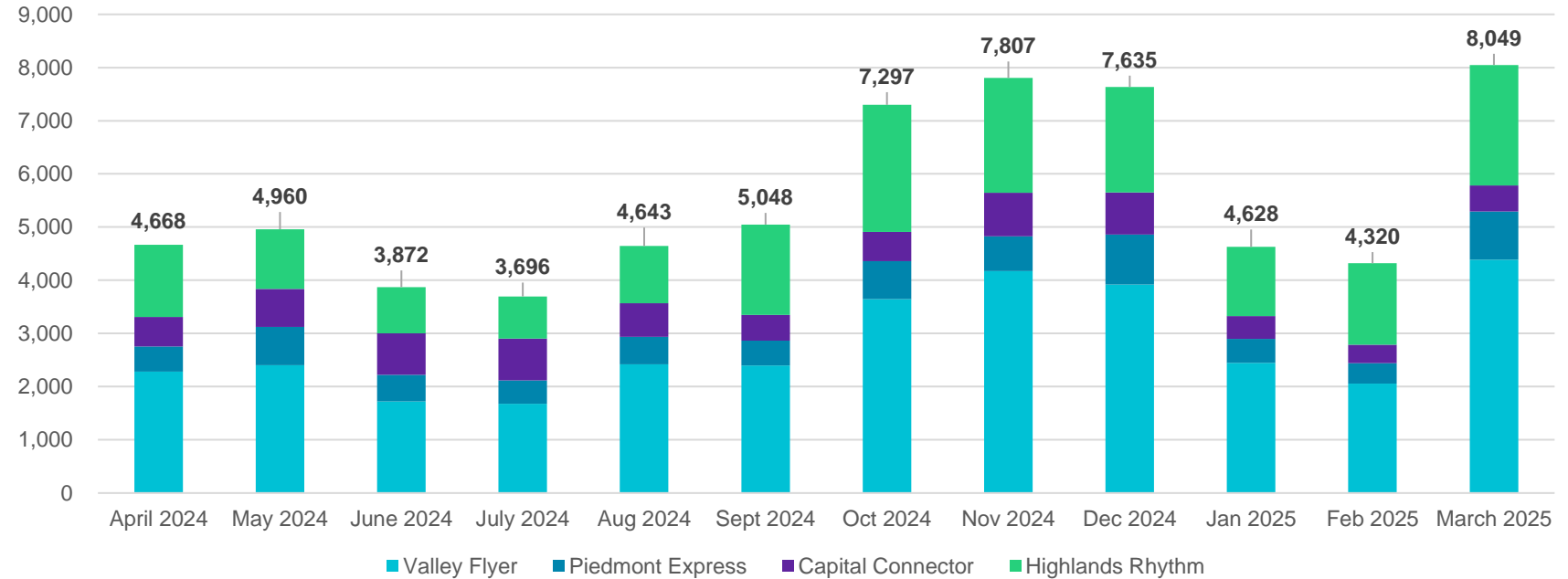
Capital Connector:

- Ridership – 33% lower than March 2024
- Farebox Rev. – 29% lower than March 2024

Highlands Rhythm:

- Ridership – 21% higher than March 2024
- Farebox Rev – 20% higher than March 2024

Virginia Breeze Ridership by Route – April 2024 to March 2025



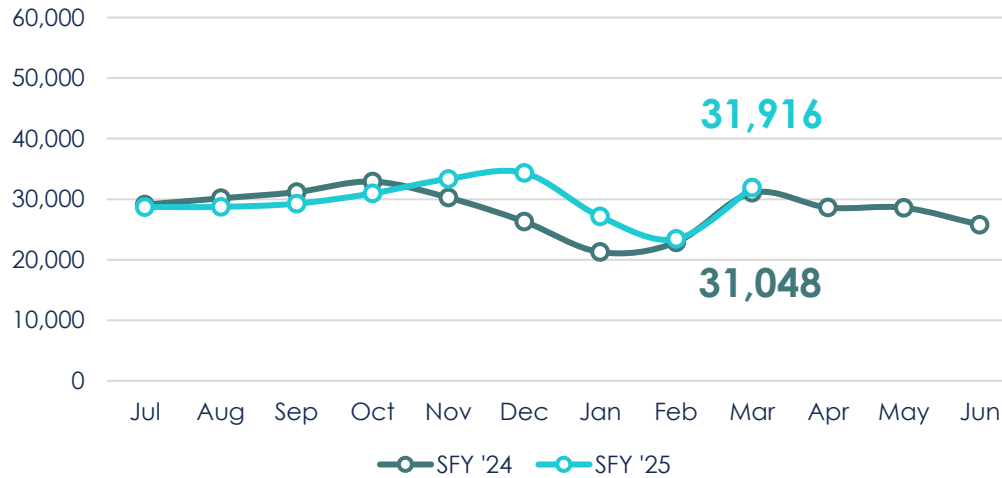
Route	April 2024	May 2024	June 2024	July 2024	Aug 2024	Sept 2024	Oct 2024	Nov 2024	Dec 2024	Jan 2025	Feb 2025	March 2025	Total
Valley Flyer	2,281	2,404	1,722	1,676	2,421	2,399	3,645	4,171	3,920	2,448	2,057	4,385	33,529
Piedmont Express	476	719	500	440	518	467	717	656	940	448	384	908	7,173
Capital Connector	551	714	781	789	631	483	545	816	790	432	345	490	7,367
Highlands Rhythm	1,360	1,123	869	791	1,073	1,699	2,390	2,164	1,985	1,300	1,534	2,266	18,554
All Routes	4,668	4,960	3,872	3,696	4,643	5,048	7,297	7,807	7,635	4,628	4,320	8,049	66,623

Virginia-Supported Amtrak Monthly Ridership by Route SFY '25 vs. SFY '24

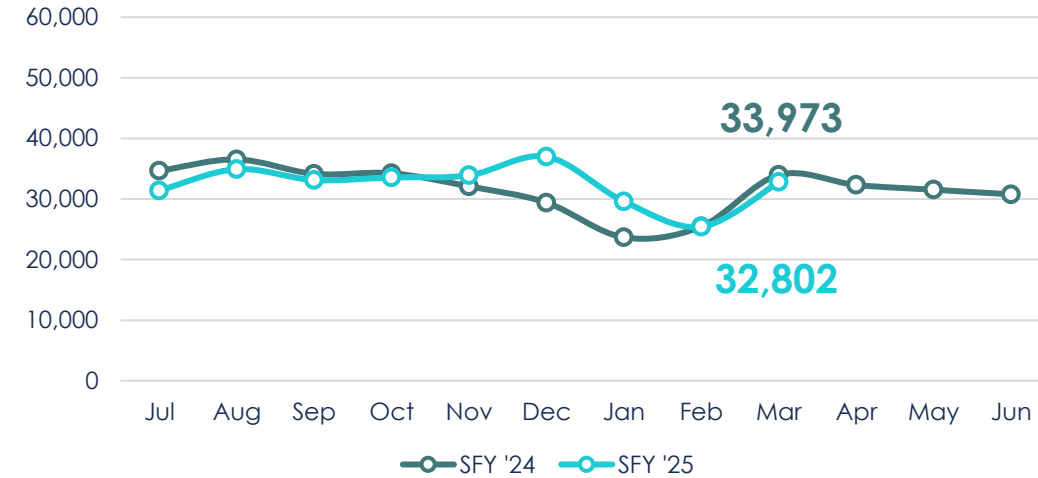
Friday – Sunday
remain the most
popular travel
days.

Eight train
cancellations
due to
infrastructure
improvements
at DC.

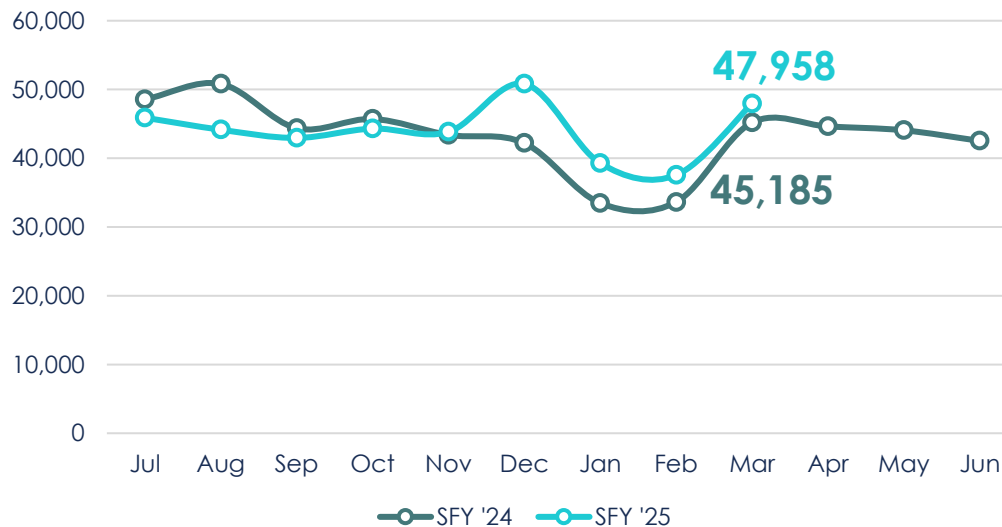
Route 46: Roanoke (+2.8%)



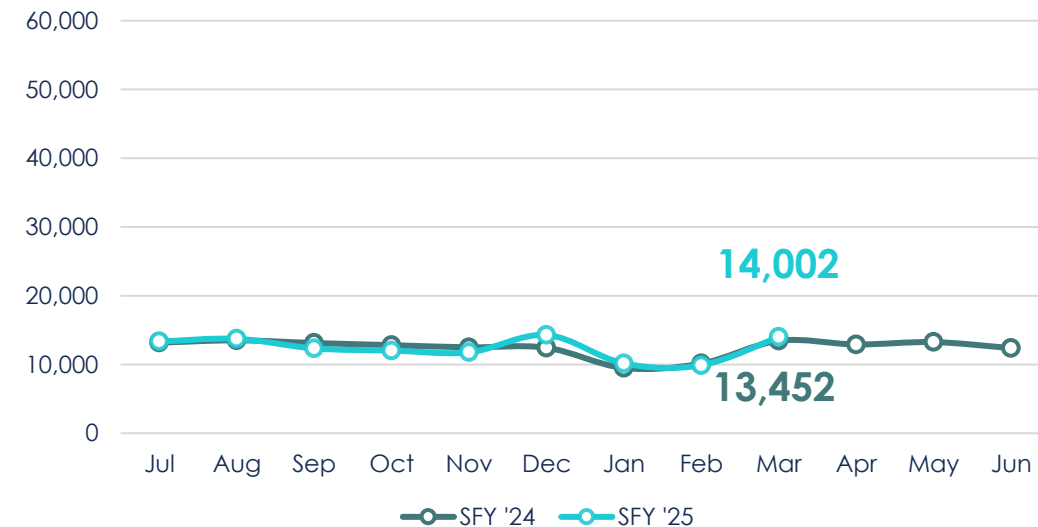
Route 47: Newport News (-3.4%)



Route 50: Norfolk (+6.1%)



Route 51: Richmond (+4.1%)



Virginia & Comparable State-Supported Service Ridership

Normalized: Monthly Ridership ÷ Daily Trains

