



LOCALITY SUSTAINED PERFORMANCE PROGRAM (LSPP)

Performance Year 2026

Terry R. Short, Jr., AICP
Local Assistance Division Director

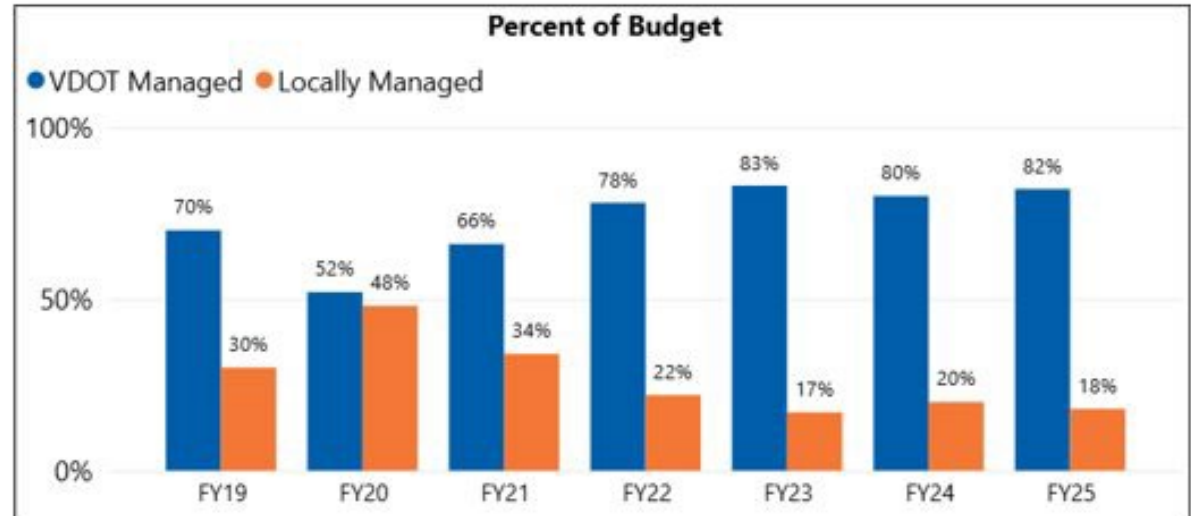
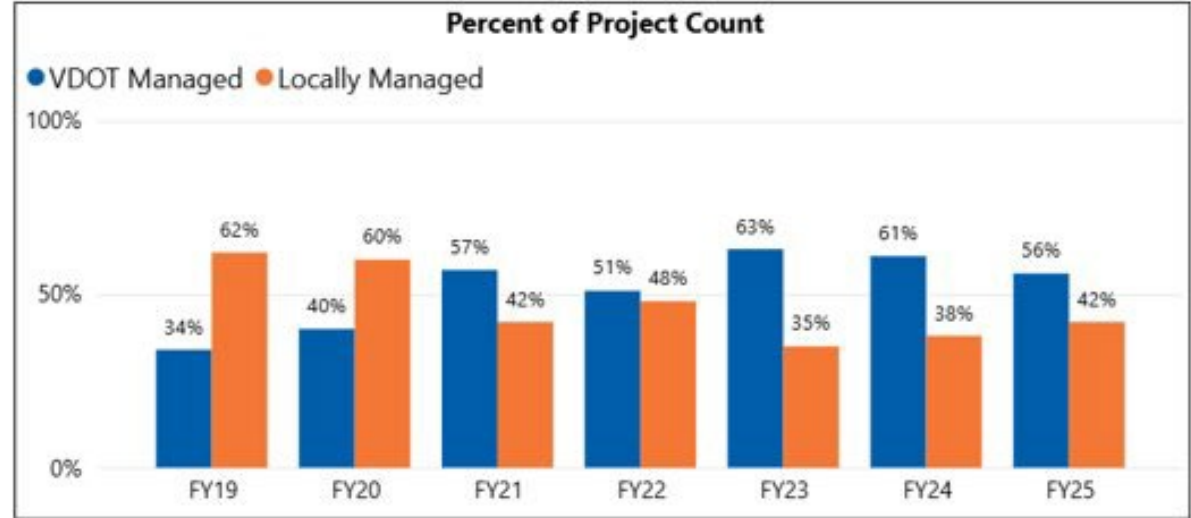
December 9, 2025

Local Participation

FY25 Project Development

Administered By	Number of Projects	Total Budget
VDOT	198	\$1,832,916,774
Locally	147	\$397,888,207
Rail	6	\$2,701,374
Total	351	\$2,233,506,355

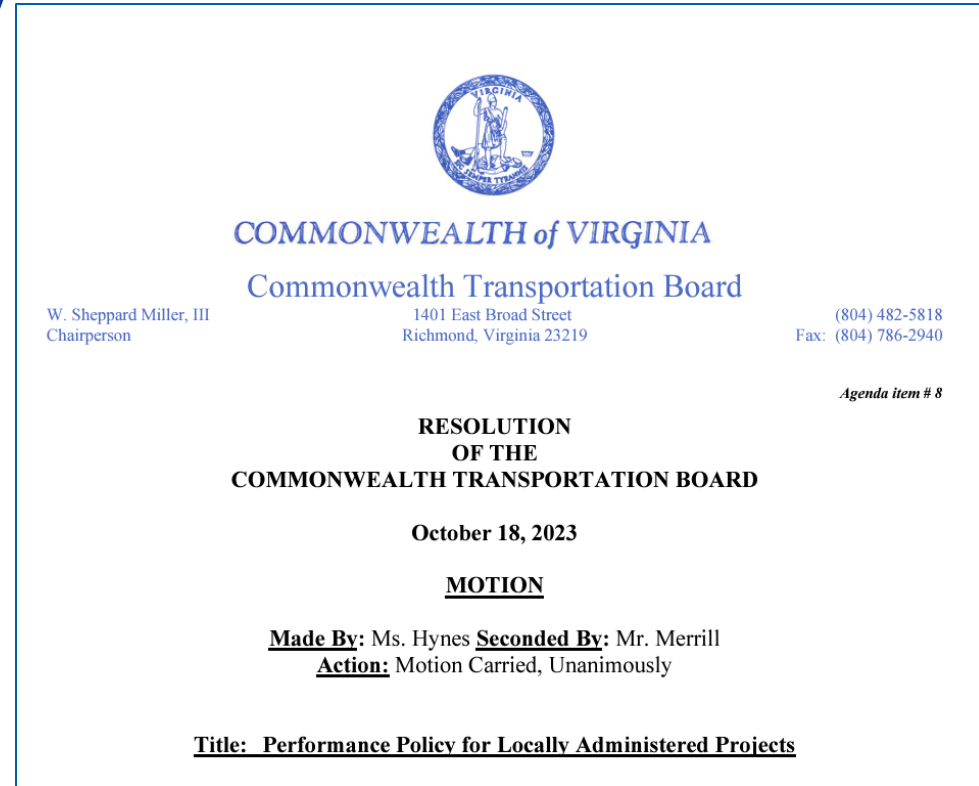
FY 19 – 25 Project Development Mix



Locality Sustained Performance Program (LSPP)

October 2023 CTB Performance Policy for Locally Administered Projects

- Creates an Annual Review under Locality Sustained Performance Program
- Using LSPP Metrics alongside Dashboard to measure Programmatic Success of Locality
- Results can inform recommendations to CTB regarding future allocations



Locality Sustained Performance Program

The greatest impact to the Program is concentrated in a few localities

- **Number of Localities with Active Locally Administered SYIP projects: 83**
 - Total Number of Projects: 1,124
 - Total Fed/State Allocations: \$2.63 billion
- **Number of Localities with 5 or more Active SYIP projects: 36 (43%)**
 - Total Number of Projects: 945 (84%)
 - Total Fed/State Allocations: \$2.36 billion (90%)

***43% of Localities Account for 84% of all Local Projects and
90% of all VDOT Funding for Locally Administered Projects***

LSPP focuses on localities with 5 or more Active SYIP Projects

LSP Performance Metrics

1. On-Time Performance

- Dashboard Performance (review of past two years)
- Milestone Performance (review of current milestones on active projects)
- Delayed Advertisements (review of “Carry Over” from previous Scheduled FY)

2. Reasonable Progress

- Phase/Authorization starting within a reasonable timeframe

3. Fiscal Management

- Minimize VDOT allocations programmed in the current or previous fiscal years that remain unexpended

LSPP Performance Metrics - On-time Performance

Measures the ability of a locality to meet scheduled delivery time-frame using three sub-metrics:

- **Dashboard Performance**
=> 70% on-time for Past Two Years
 - **Current Milestone Performance**
=> 70% for all current milestones on all active projects
 - **Delayed Advertisements**
< 25% of Projects have “Carry Over” Advertisements from previous Scheduled FY
- **Failing to achieve targets for two of these three sub-metrics results in Deficiency for the On-time Metric**

LSPP Performance Metrics – Reasonable Progress

Measures the ability of a locality to deliver major authorization milestones within a reasonable period of time

- Major Authorization Milestones = Preliminary Engineering, Right of Way, Construction Advertisement, and Construction Award
 - “Reasonable” currently defined as a 90-day grace period
- **Failing to achieve 70% of active project authorizations results in Deficiency for the Reasonable Progress Metric**

LSP Performance Metrics – Fiscal Management

Measures the ability of a locality to effectively manage state and federal allocations available for project expenditure

- Comparison of project expenditures to available funding (i.e., allocations) for all the locality's projects
- Total unexpended allocations should be <80% or <\$100M of available allocations
- Available allocations do not include locality, supplemental funding to the projects

➤ **Failing to achieve <80% or <\$100 million in unexpended allocations results in Deficiency for the Fiscal Management Metric***

*Vetting of metric results with the locality is intended to identify any mitigating circumstances beyond the locality's control

LSPP Performance Metrics - Criteria

Locality is identified as deficient when –


- a) Deficient for all three metrics; or
 - b) Deficient for two metrics; or
 - c) Deficient for metric #3 (Fiscal Management over \$100M)
-
- **Localities identified as deficient are required to collaboratively work with VDOT to develop a Project Development Improvement Plan (PDIP)**
 - **PDIP is approved by Locality Executive, District Engineer, Local Assistance Division Director, and the Chief of Policy**

PY25 Project Development Improvement Plans (PDIP) – Review

Examples from PY25 PDIPs:

Root Causes:

- Staffing not aligned with Localities' Project Portfolio
- Late execution of agreements
- RW phase not scheduled or inadequate time
- Poor relations with utility companies
- Reimbursements not submitted timely
- Lack of Sufficient Bids/Contractors



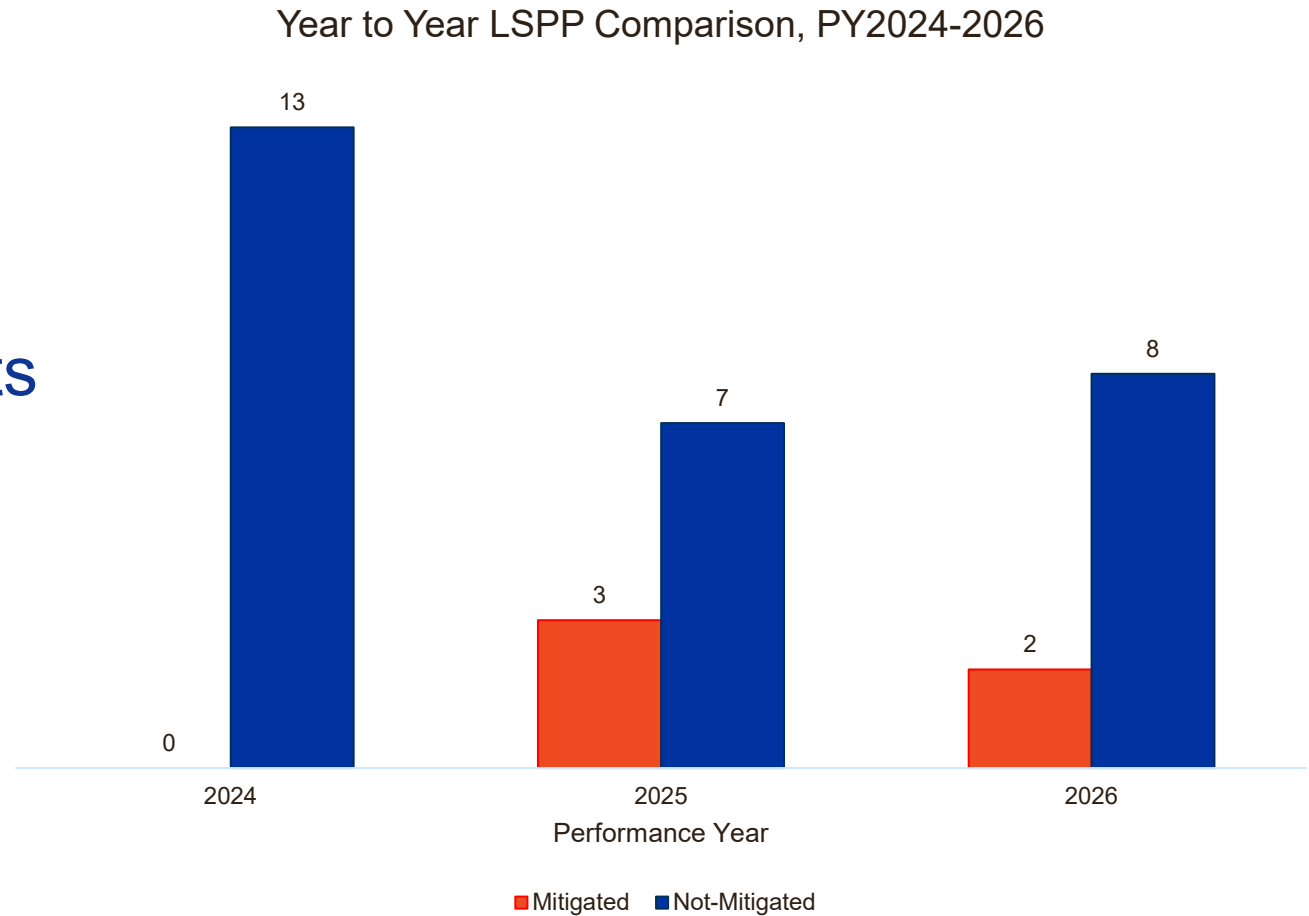
LOCALITY SUSTAINED PERFORMANCE PROGRAM
PROJECTS DEVELOPMENT IMPROVEMENT PLAN

PDIP Strategies Employed by Localities:

- Dedicated **Staffing** for funded project, addition of subject matter experts
- Improving **Processes and Procedures** to increase quality and expedite reimbursements
- Prioritize work on **Carryover** projects
- **Cancel** projects
- Regular & targeted **Communication**

LSPP – Year to Year Comparison

- List of localities has remained similar for the last 2 years
- PDIP strategies are resulting in positive/measured improvements for several localities
- LSPP enhances coordination, communication and partnership



PY25 LSPP to Performance Year 2026 Comparison

PY25 EVALUATION:

- 10 localities enter Locality Sustained Performance Program (LSPP)
- 3 localities provided mitigating factors and considered non-deficient

PY26 EVALUATION

- 2 localities attaining performance goals and will be removed from LSPP for PY26

PY25 to PY26 - LSPP List Comparison

























PY25 Evaluation – November 2024				
District	Locality	On-Time	Reasonable Progress	Fiscal Management
Bristol	Bristol	Not Meeting	Meeting	Not Meeting
Bristol	Wytheville	Meeting	Not Meeting	Not Meeting
Culpeper	Charlottesville	Not Meeting	Not Meeting	Not Meeting
Fredericksburg	Stafford County	Not Meeting	Not Meeting	Meeting
Hampton Roads	Virginia Beach	Not Meeting	Not Meeting	Not Meeting
Hampton Roads	Williamsburg	Not Meeting	Meeting	Not Meeting
Northern Virginia	Alexandria	Meeting	Not Meeting	Not Meeting
Northern Virginia	Falls Church	Not Meeting	Not Meeting	Meeting
Northern Virginia	Loudoun County	Not Meeting	Not Meeting	Meeting
Richmond	Richmond	Meeting	Meeting	Not Meeting



PY26 Evaluation – November 2025				
District	Locality	On-Time	Reasonable Progress	Fiscal Management
Bristol	Bristol	Not Meeting	Meeting	Not Meeting
Culpeper	Charlottesville	Not Meeting	Not Meeting	Not Meeting
Hampton Roads	Virginia Beach	Meeting	Not Meeting	Not Meeting
Hampton Roads	Portsmouth	Not Meeting	Not Meeting	Meeting
Hampton Roads	Williamsburg	Not Meeting	Meeting	Not Meeting
Northern Virginia	Alexandria	Not Meeting	Not Meeting	Not Meeting
Northern Virginia	Falls Church	Not Meeting	Not Meeting	Meeting
Northern Virginia	Loudoun County	Not Meeting	Not Meeting	Meeting
Richmond	Richmond	Meeting	Meeting	Not Meeting
Richmond	Petersburg	Not Meeting	Not Meeting	Not Meeting

	Meeting Performance Target
	Not Meeting Performance Target
	Mitigated Locality

LSPP PY26 Locality List

District	Locality	On-Time	Reasonable Progress	Fiscal Management
Bristol	Bristol			
Culpeper	Charlottesville			
Hampton Roads	Virginia Beach			
Hampton Roads	Portsmouth			
Hampton Roads	Williamsburg			
Northern Virginia	Alexandria			
Northern Virginia	Falls Church			
Northern Virginia	Loudoun County			

Underway & Next Steps

- ***December 2025*** – Notify Localities of LSPP Status
- ***January – February 2026*** – Districts and Locality Finalize New Project Development Improvement Plans (PDIPs) and updates to existing plans, as appropriate
- ***Fall 2026*** – Annual Report to CTB

