



# Director's Report

February 2025



# DRPT Next Stop 2030

# Next Stop: 2030

## DRPT's Strategic Plan

- **Create a positive impact on the Commonwealth:** Provide support and solutions to positively impact the lives of Virginians, the economy, and the environment
- **Foster innovative practical solutions:** Challenge the status quo, creating solutions while sharing new ideas and innovative practices that contribute to better transportation outcomes
- **Convene with partners and stakeholders:** Bring together the right people at the right time to leverage resources, address important transportation issues, and create the best solutions collaboratively
- **Cultivate a sustainable well-managed organization:** Deliver exceptional service with an engaged workforce that effectively manages public assets and promotes transparency

# Create a positive impact on the Commonwealth

- **Improve access to reliable transportation.**
  - Eight Virginia Rail Crossing Elimination Awards were announced by FRA on January 10. DRPT provided technical assistance and committed matching funds for five of the eight.
  - On January 21, the North Carolina Department of Transportation announced that it has launched a new intercity bus route between Winston-Salem and Danville. The new route, the Triad-Danville Connector, will connect with the Virginia Breeze in Danville and will operate twice a day, seven days a week.
- **Increase throughput of people and goods.**
  - The Virginia Breeze broke another ridership record in CY 2024, transporting nearly 65,000 passengers across its four routes, a 9.2% increase over CY 2023.
  - Virginia transit ridership in November (non-WMATA or VRE) was 4.9 million, 2% higher than November 2019.
  - WMATA transported 6.2 million people in November 2024, 14% higher than November 2023.
  - VRE transported 109,000 people in November 2024, 12% lower than November 2023.
  - The American Public Transportation Association recently released their 2024 Transit Fact Book, which included information on various nationwide transit performance measures. The Fact Book listed Hampton Roads Transit (HRT) as having the 3rd highest annual ridership increase in the country for systems with 3M – 15M annual riders. HRT's increase was 26%. WMATA was noted for having the largest increase for agencies with more than 50 million annual riders. WMATA's increase was 20%.

# Foster innovative practical solutions

- **Be the ‘go-to’ organization for best practices, technical assistance, and implementation of innovative transportation solutions.**
  - On February 1, DRPT’s grant application period closed. DRPT will now begin to score projects
- **Minimize complexities and facilitate pragmatic solutions.**
  - On January 14 and 15, DRPT staff participated in a Federal Transit Administration (FTA) compliance workshop, which provided a comprehensive overview of the federal requirements for administering FTA-funded projects.
- **Align program and funding criteria to support practices to revolutionize transportation.**
  - DRPT visited the Staunton Amtrak Station for a tour of VPRA's planned ADA compliance improvements and other platform/canopy improvements. These projects are candidates for funding through FRA's Federal-State Partnership program.

# Convene with partners and stakeholders

- **Clarify roles and responsibilities when engaging with our partners and stakeholders.**
  - On December 19, DRPT met with Shenandoah County and Northern Shenandoah Valley Regional Commission staff to discuss the Virginia Breeze service and future feasibility options in the Shenandoah Valley.
  - On December 29, Metro announced that State of Good Repair construction work on the Blue, Orange, and Silver lines in downtown Washington, DC wrapped up early and more than \$450,000 under budget, following ten days of critical track repairs and infrastructure upgrades.
- **Engage with partners and stakeholders at the right time to maximize DRPT's influence.**
  - On December 10, Director Robinson gave remarks on behalf of DRPT at the ribbon cutting for the new Arlington Transit (ART) Operations and Maintenance Facility in Arlington. Beginning with property acquisition in 2018 through its construction, DRPT provided funding for the project.
  - On December 11, Director Robinson gave remarks on behalf of DRPT at the ribbon cutting in Manassas for two new OmniRide Commuter Bus routes. OmniRide launched the new commuter services on December 9 with grant awards from DRPT's I-66 Outside the Beltway program.
  - On January 13, DRPT's Director and Rail Chief visited the Shenandoah Valley Railroad in Augusta County for an introduction to and orientation of its operations and to meet their owners, who represent various Shenandoah Valley industries that depend on rail freight for deliveries of raw materials out of the Midwest and Northeastern US.

# Cultivate a sustainable well-managed organization

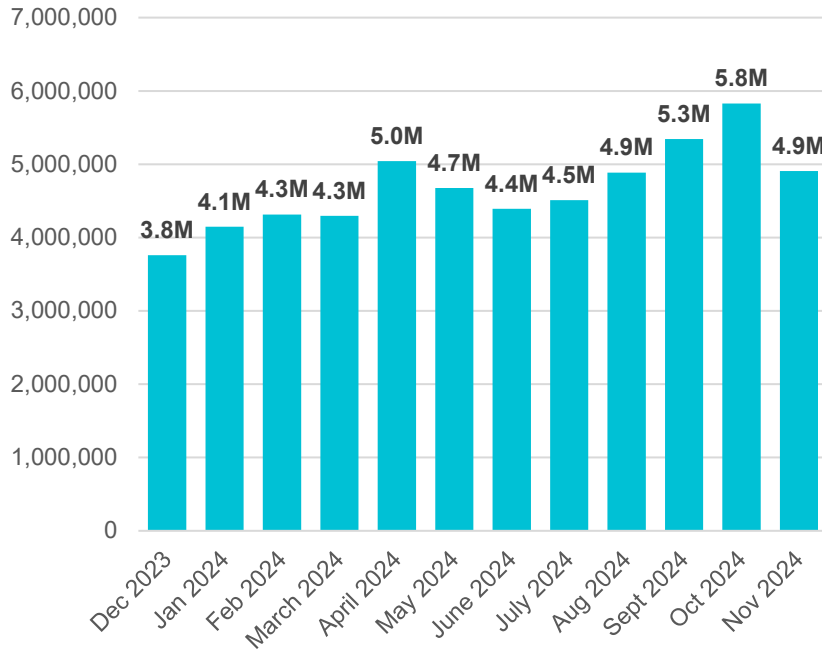
- **Promote DRPT's compelling story and valuable contribution with internal and external stakeholders.**
  - On January 24, DRPT attended the Virginia Railroad Association's Legislative Meeting.
- **Be good stewards of public resources.**
  - On December 17, DRPT conducted a project completion site inspection for Rail Industrial Access (RIA) grant recipient Katoen Natie - Norfolk (KTN) Terminals. The company's rail spur project received notice to proceed from DRPT in October, making it the quickest turnaround RIA project in at least ten years.
  - On January 14, DRPT staff received the draft scope of work for WMATA's Operational Analysis as part of the FY25-26 WMATA Operating Agreement and is in the process of negotiating a final scope of work.

# Performance Measures

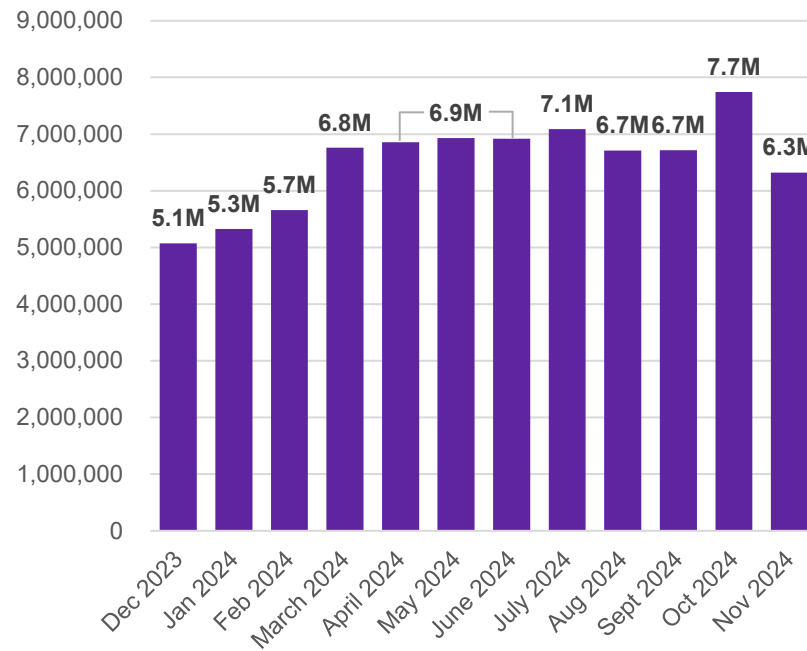


# Statewide Transit Ridership

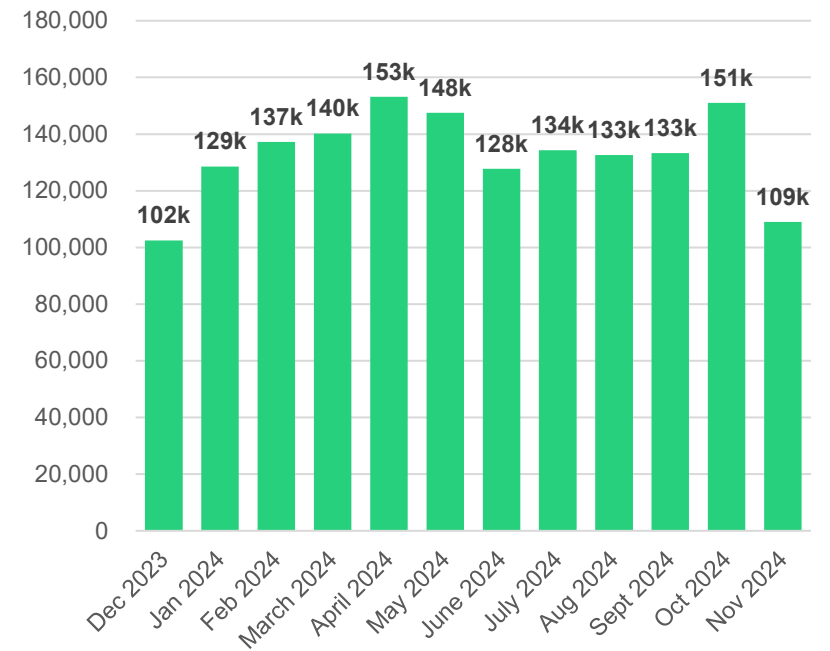
Statewide Transit Ridership – December 2023 to November 2024



Virginia Agencies



WMATA

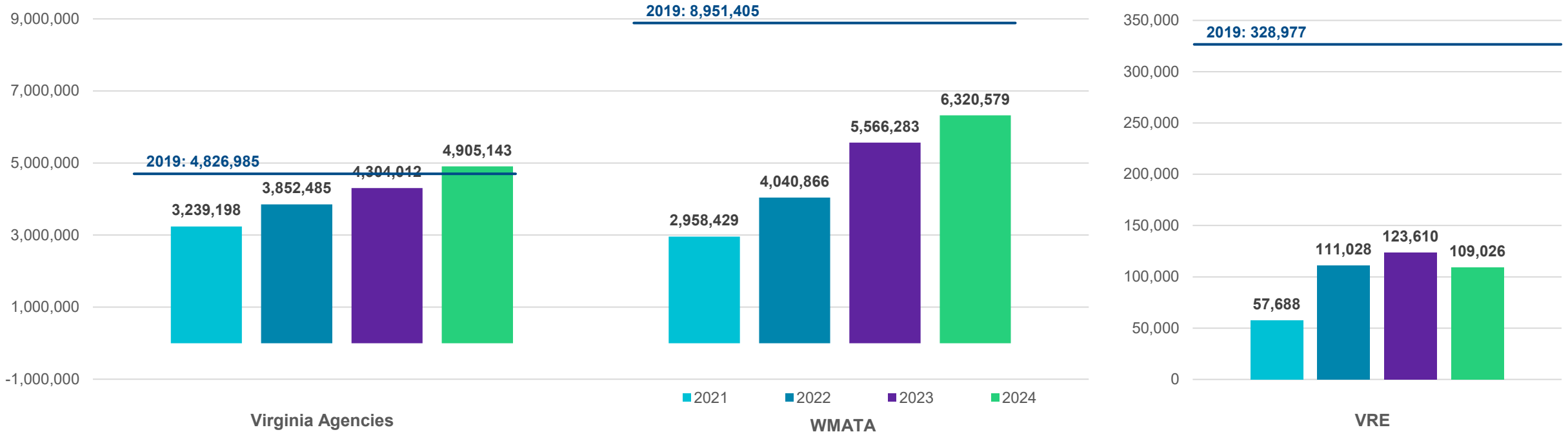


VRE

Agencies	Dec 2023	Jan 2024	Feb 2024	March 2024	April 2024	May 2024	June 2024	July 2024	Aug 2024	Sept 2024	Oct 2024	Nov 2024	Total
Virginia Agencies	3,760,804	4,145,959	4,315,366	4,297,568	5,042,731	4,676,698	4,390,153	4,511,440	4,884,296	5,341,916	5,827,866	4,905,143	56,099,940
VRE	102,453	128,540	137,284	140,182	153,139	147,561	127,770	134,350	132,607	133,247	150,972	109,026	1,597,131
WMATA	5,072,553	5,324,597	5,660,243	6,759,533	6,856,539	6,930,758	6,916,793	7,089,451	6,710,201	6,717,554	7,742,372	6,320,579	78,101,173
<b>All Agencies + VRE + WMATA</b>	<b>8,935,810</b>	<b>9,599,096</b>	<b>10,112,893</b>	<b>11,197,283</b>	<b>12,052,409</b>	<b>11,755,017</b>	<b>11,434,716</b>	<b>11,735,241</b>	<b>11,727,104</b>	<b>12,192,717</b>	<b>13,721,210</b>	<b>11,334,748</b>	<b>135,798,244</b>

# Statewide Ridership Comparison: November Year-to-Year

Ridership Comparison: Year-to-Year  
2021 – 2024



Mode	2021	2022	2023	2024	2024 vs 2021	2024 vs 2022	2024 vs 2023
Virginia Agencies	3,239,198	3,852,485	4,304,012	4,905,143	51%	27%	14%
VRE	57,688	111,028	123,610	109,026	89%	-2%	-12%
WMATA	2,958,429	4,040,866	5,566,283	6,320,579	114%	56%	14%
<b>All Agencies + VRE + WMATA</b>	<b>6,255,315</b>	<b>8,004,379</b>	<b>9,993,905</b>	<b>11,334,748</b>	<b>81%</b>	<b>42%</b>	<b>13%</b>

# Virginia Breeze Ridership - November

In November 2024, ridership on VA Breeze routes totaled 7,807 which was:

- 273% higher than original estimates, and
- ~ Equal to November 2023

For the month of November 2024, the VA Breeze contributed to a reduction of 378 metric tons of CO<sub>2</sub> equivalent emissions.

## Valley Flyer:

- Ridership 5% higher than November 2023
- Farebox Rev. – 2% higher than November 2023

## Piedmont Express:

- Ridership – 28% lower than November 2023
- Farebox Rev. – 27% lower than November 2023

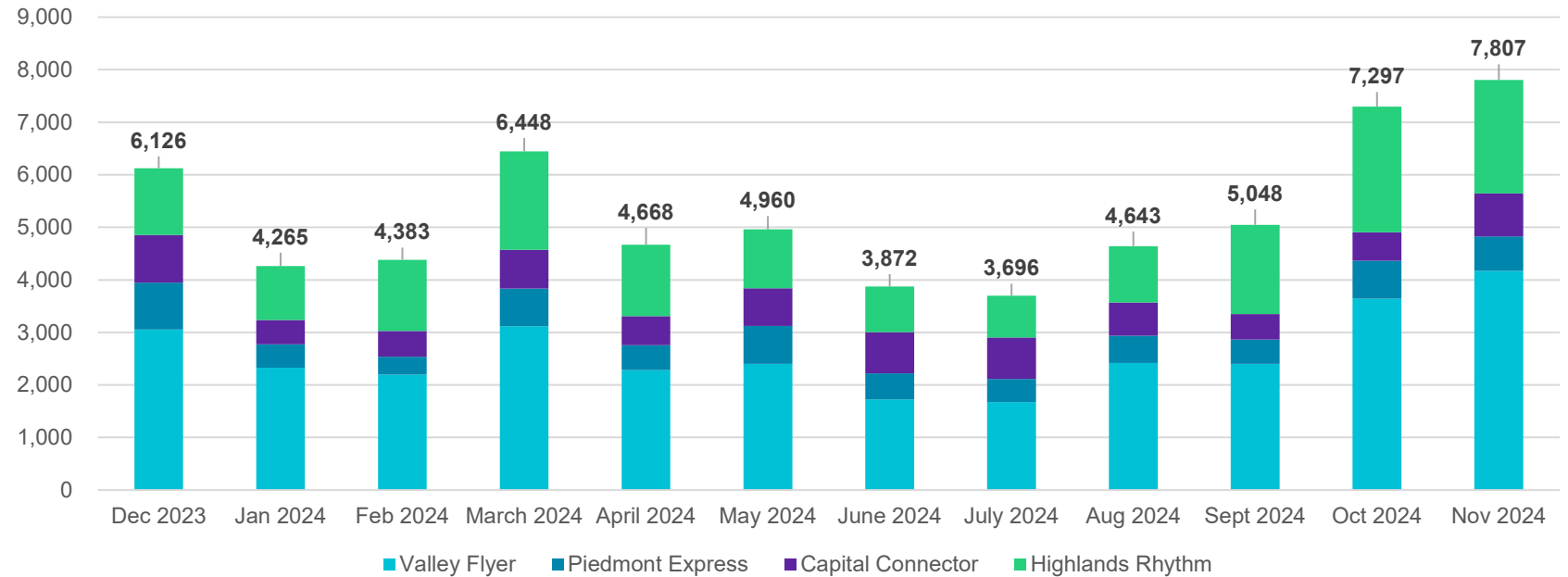
## Capital Connector:

- Ridership – 8% lower than November 2023
- Farebox Rev. – 4% lower than November 2023

## Highlands Rhythm:

- Ridership – 5% higher than November 2023
- Farebox Rev – 4% higher than November 2023

Virginia Breeze Ridership by Route – December 2023 to November 2024

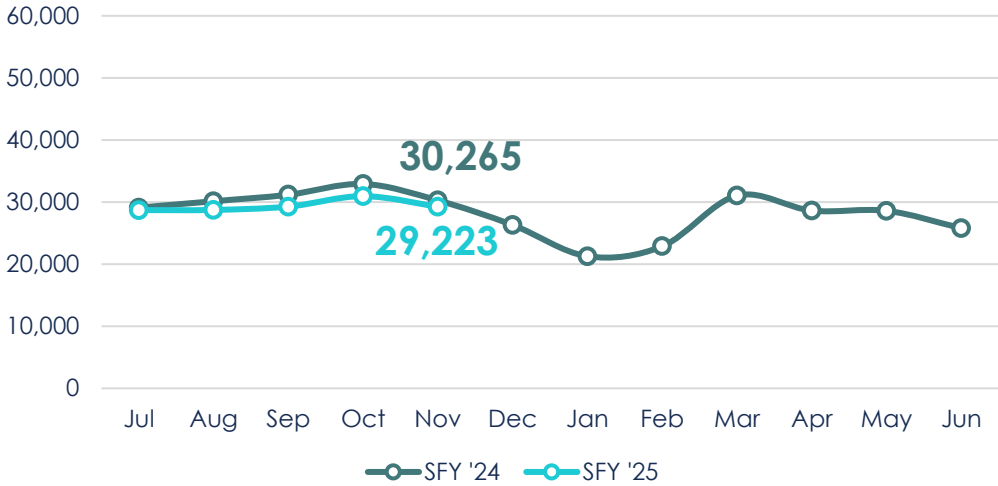


Route	Dec 2023	Jan 2024	Feb 2024	March 2024	April 2024	May 2024	June 2024	July 2024	Aug 2024	Sept 2024	Oct 2024	Nov 2024	Total
Valley Flyer	3,058	2,326	2,196	3,117	2,281	2,404	1,722	1,676	2,421	2,399	3,645	4,171	31,416
Piedmont Express	887	447	343	719	476	719	500	440	518	467	717	656	6,889
Capital Connector	908	462	488	736	551	714	781	789	631	483	545	816	7,904
Highlands Rhythm	1,273	1,030	1,356	1,876	1,360	1,123	869	791	1,073	1,699	2,390	2,164	17,004
<b>All Routes</b>	<b>6,126</b>	<b>4,265</b>	<b>4,383</b>	<b>6,448</b>	<b>4,668</b>	<b>4,960</b>	<b>3,872</b>	<b>3,696</b>	<b>4,643</b>	<b>5,048</b>	<b>7,297</b>	<b>7,807</b>	<b>63,213</b>

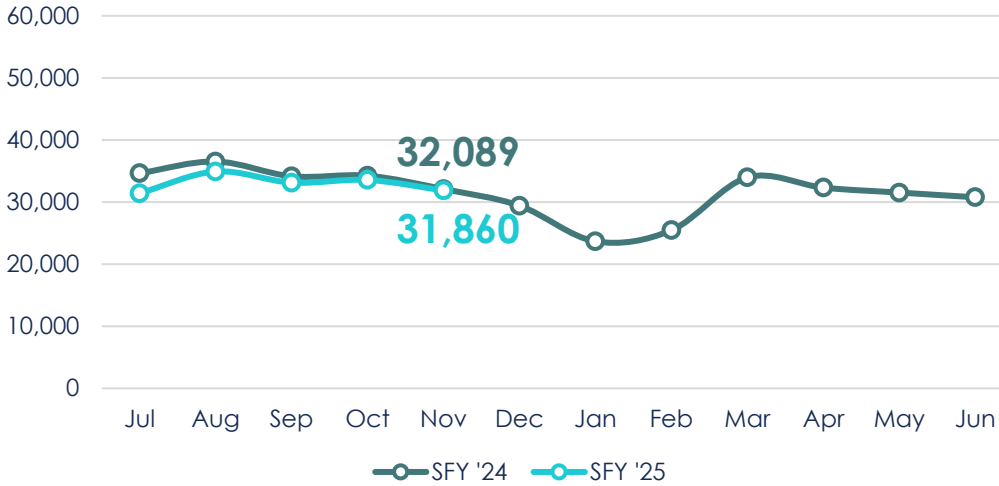
# Amtrak Virginia Ridership (Virginia Passenger Rail Authority)

# Virginia-Supported Monthly Ridership by Route SFY '25 vs. SFY '24

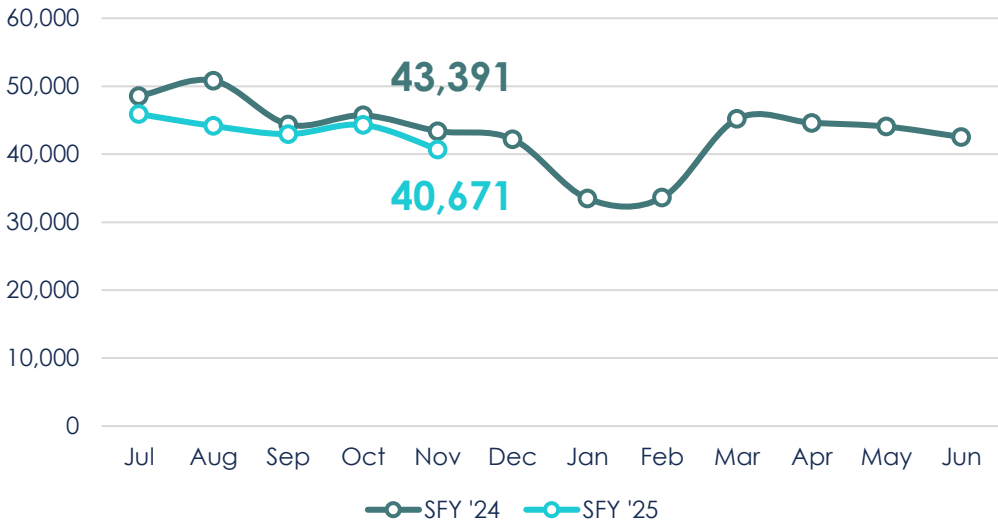
**Route 46: Roanoke (-3.4%)**



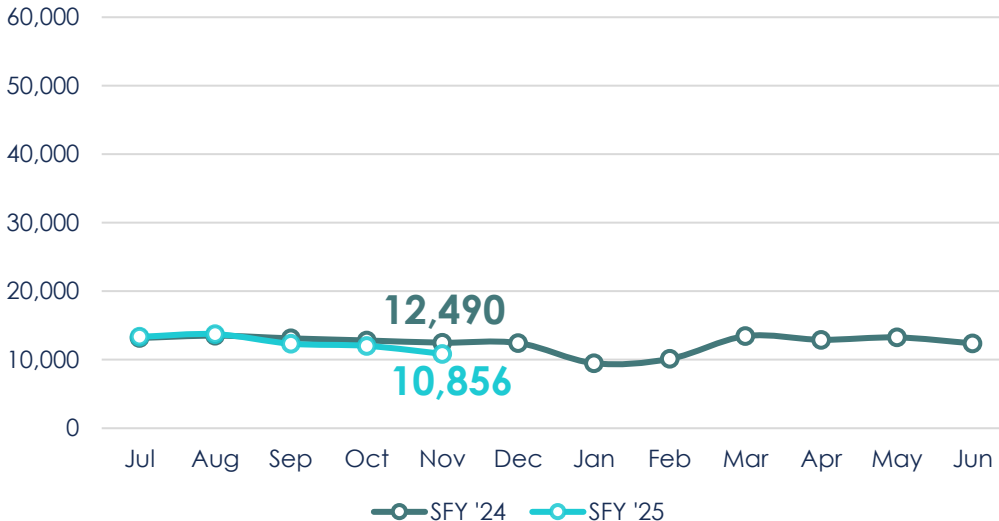
**Route 47: Newport News (-0.7%)**



**Route 50: Norfolk (-6.3%)**



**Route 51: Richmond (-13.1%)**



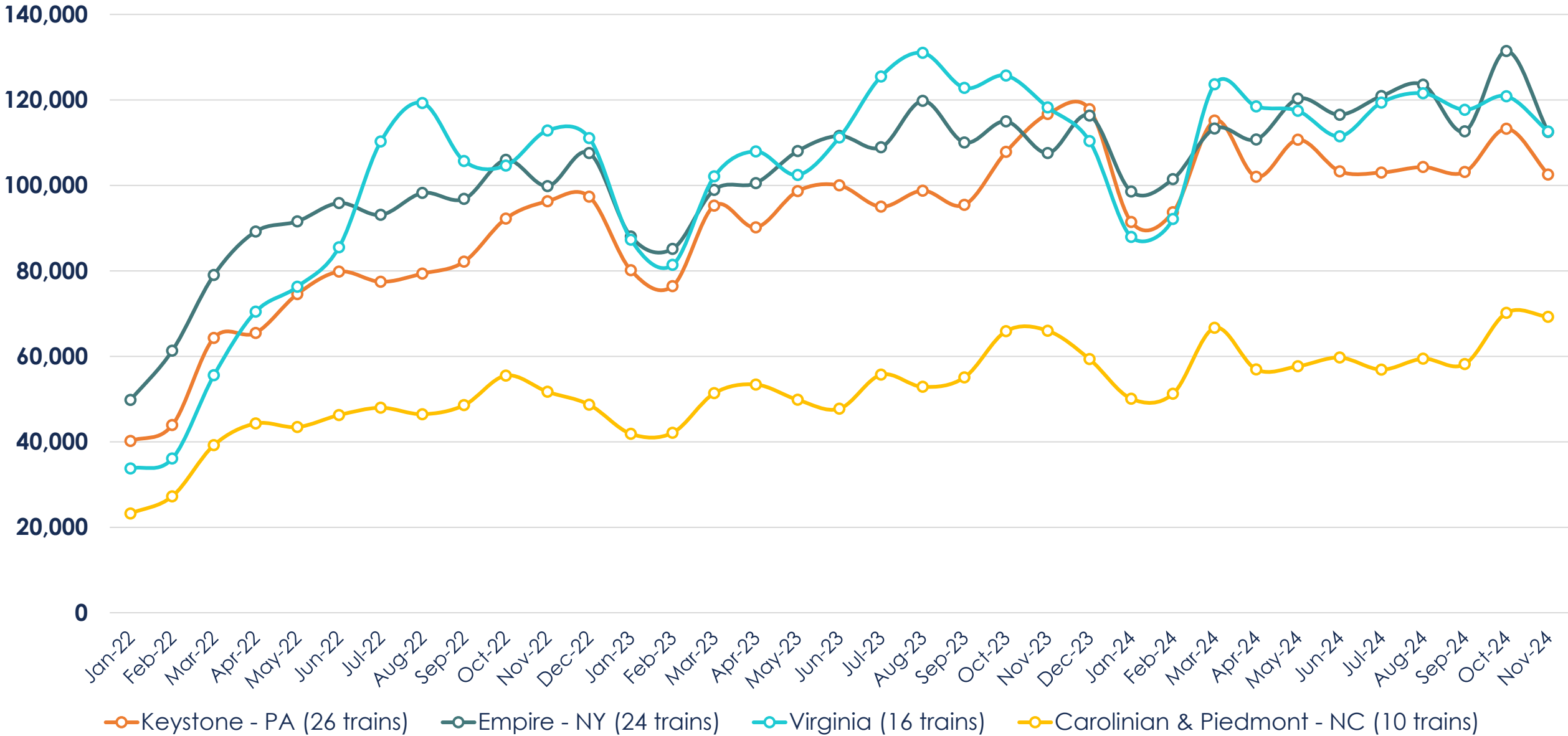
Weekends remain the most popular ridership days.

Route 46: One trip cancelled 11/13 due locomotive engine failure.

Route 47: One trip cancelled 11/20 due to equipment failure.



# Virginia & Comparable State-Supported Service Ridership



Note: Daily Roundtrips = Number of trains ÷ 2

# Virginia-Supported Amtrak Ridership at All-Time Highs

December 2024:  
**+23.6%** ridership YoY

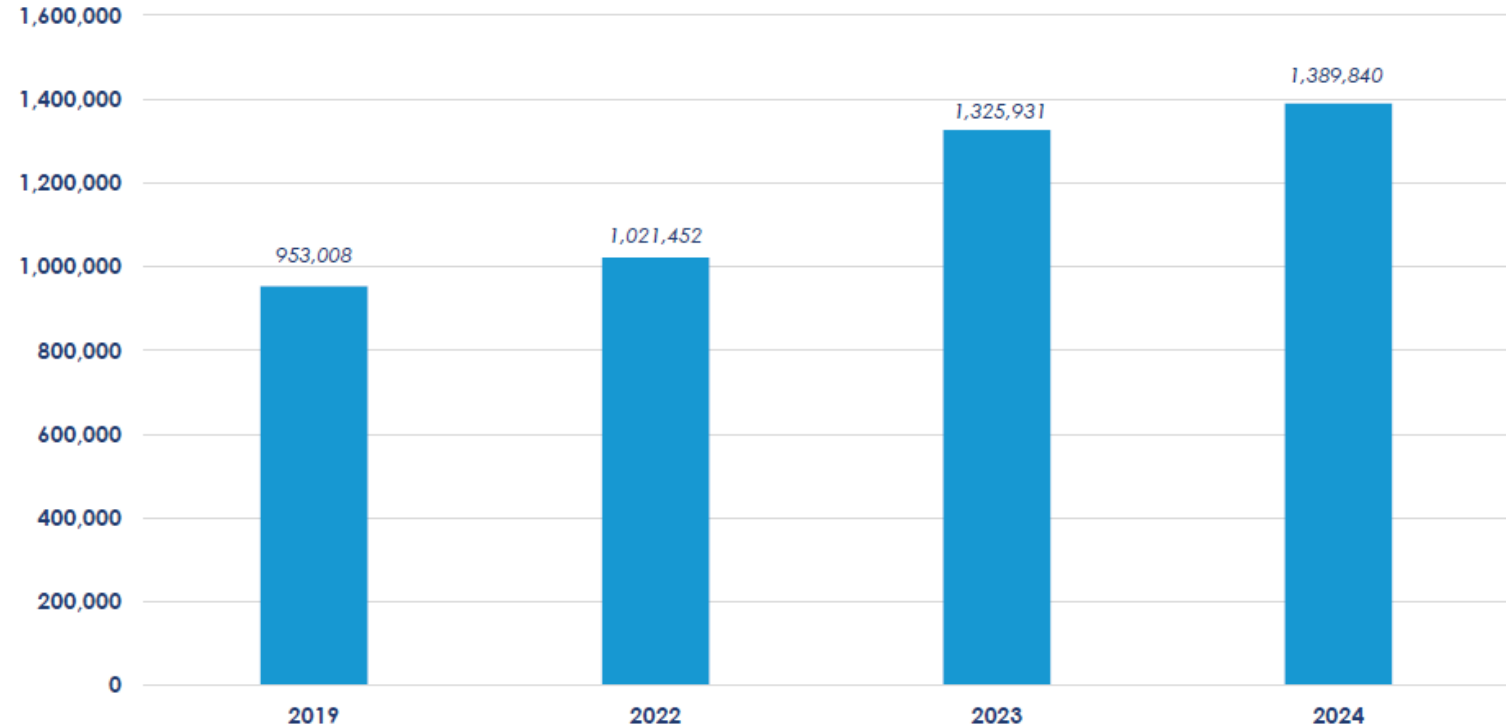
**December was the highest ridership month since Virginia-supported service began in 2009.**

**2024 was the highest ridership year since Virginia-supported service began.**

Note: Previous record was 130,998 in August 2023

*Friday to Sunday are highest ridership days*

Virginia-Supported Amtrak Ridership: **+45.8% growth since 2019**



**December 2024**  
 Highest all-time ridership month  
 (136,433)

- Service Expansion**
- 2019: 6 Roundtrips (RTs)
  - 2022: 5 RTs until July 11<sup>th</sup>, then 8 RTs
  - 2023: 8 RTs
  - 2024: 8 RTs

Notes:

- All information shown is by calendar year
- Excludes '20-'21 due to pandemic

