



Director's Report

January 2025



DRPT Next Stop 2030

Next Stop: 2030

DRPT's Strategic Plan

- **Create a positive impact on the Commonwealth:** Provide support and solutions to positively impact the lives of Virginians, the economy, and the environment
- **Foster innovative practical solutions:** Challenge the status quo, creating solutions while sharing new ideas and innovative practices that contribute to better transportation outcomes
- **Convene with partners and stakeholders:** Bring together the right people at the right time to leverage resources, address important transportation issues, and create the best solutions collaboratively
- **Cultivate a sustainable well-managed organization:** Deliver exceptional service with an engaged workforce that effectively manages public assets and promotes transparency

Create a positive impact on the Commonwealth

- **Improve access to reliable transportation.**

- On December 1, DRPT opened the grant application period for the FY26 Six-Year Improvement Program, which will end on February 1, 2025.
- On November 14, DRPT met with staff from NCDOT and the NC State Institute for Transportation Research and Education to discuss intercity bus connections between Virginia and North Carolina. NCDOT and DRPT are interested in pursuing intercity buses to connect the Danville region with Winston-Salem and Greensboro. NCDOT is tentatively scheduled to launch a pilot intercity bus service that connects these regions starting on January 1, 2025.
- On December 2, DRPT attended a ribbon cutting in Greenville County/City of Emporia, unveiling four new buses for Greenville-Emporia Transit (GET). This is a major expansion for GET, which launched in 2017, and will greatly improve GET's ability to provide transit. With these new buses, GET seeks to expand its service area west of I-95.

- **Increase throughput of people and goods.**

- Virginia ridership (non-WMATA or VRE) for October 2024 was 5.8 million, almost 99% of October 2019 levels, and 20% higher than October 2023.
- WMATA ridership for October 2024 was 7.7 million, 73% of October 2019 and 22% higher than October 2023. VRE was 151,000, 9% higher year-over-year and 36% of October 2019 levels.
- The Virginia Breeze transported 7,300 people in October, increasing 5% year-over-year, and its busiest October ever.

Foster innovative practical solutions

- **Be the ‘go-to’ organization for best practices, technical assistance, and implementation of innovative transportation solutions.**
 - On December 3-4, DRPT conducted an in-person workshop for FTA 5311 (rural) and FTA 5310 (human service transportation) grantees in Staunton. This workshop offered re-training on various federal and state requirements. DRPT additionally briefed grantees on the short and long-term funding outlook for federal programs.
 - DRPT was accepted as a contributor to ESRI, the company that builds ArcGIS, the world’s leading geographic information system (GIS) mapping software. As a contributor, DRPT will have the ability to make spot corrections to ESRI’s basemap railroad references and eventually share data directly. This effort came about because DRPT collaborated with the Virginia Economic Development Partnership and CSX regarding a mislabeled rail line from ESRI’s basemap at an economic development site in Halifax County.
 - DRPT met with Dominion Energy to discuss additional items related to the SYNC project Dominion Energy is managing in partnership with Bay Transit and JAUNT for on-route rural charging infrastructure.
- **Align program and funding criteria to support practices to revolutionize transportation.**
 - DRPT participated in a Virginia Rail Crossing State Action Plan stakeholders meeting to collaborate with VDOT on the rail crossing elimination benefit-cost analysis tool that will help prioritize rail/road at-grade crossings for potential federal funding programs.

Convene with partners and stakeholders

- **Collaborate proactively with partners and stakeholders.**

- DRPT and VDOT met with the Bureau of Indian Affairs Division of Transportation and Virginia Tribes on November 20, hosted by the Chickahominy Indian Tribe, to discuss the Statewide Transportation Improvement Program (STIP) including planned and existing projects within Tribal Service Areas and how to develop better partnerships with FHWA and VDOT/DRPT.
- At its meeting on November 21, the WMATA Board approved the new FY25-26 Virginia Operating Assistance Agreement between DRPT and WMATA. Additionally, the WMATA Board approved the Better Bus Network Redesign. The Redesign renames routes with easier to understand names, removes low-performing bus stops, and makes changes to most routes.

- **Engage with partners and stakeholders at the right time to maximize DRPT's influence.**

- On December 10, WMATA publicly released the General Manager's proposed FY26 budget. The WMATA Board will schedule public hearings on the proposed budget to be held in early 2025.
- DRPT Director Tiffany Robinson participated in her first meeting as Alternate Commissioner on the Washington Metropolitan Safety Commission (WMSC) on December 10. Of note, the WMSC announced that they certified WMATA to operate Automatic Train Operation (ATO) and Return to Maximum Speeds on the Red Line on December 9. WMATA began ATO on December 15.
- DRPT's rail programs marketing campaign created over 11 million impressions on social media and television from April to June 2024, promoting the benefits of rail and particularly the Rail Industrial Access grant program.

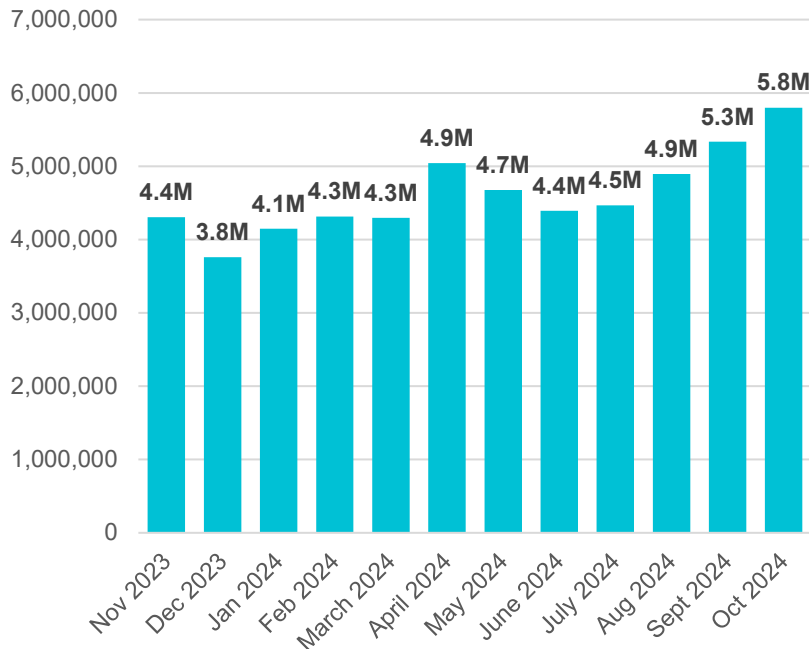
Cultivate a sustainable well-managed organization

- **Promote DRPT's compelling story and valuable contribution with internal and external stakeholders.**
 - On December 13, DRPT's Chief of Public Transportation and Director of Transit Planning provided an update on the Virginia Breeze Intercity Bus Service at the I-81 Advisory Committee meeting in Lexington. The Virginia Breeze's Highlands Rhythm and Valley Flyer serve the I-81 corridor.
- **Enhance the customer experience through well-designed processes and systems.**
 - WMATA General Manager Randy Clarke announced that Metro Transit Police began increasing fare enforcement on the Metrobus system starting on December 1. This includes high-visibility teams and plainclothes officers at bus terminals, stations, and routes with high fare evasion.
- **Be good stewards of public resources.**
 - DRPT received an award from the Department of Small Business and Supplier Diversity for achieving a SWaM spend percentage of 63% during FY 2024, above the Governor's aspirational goal of 42%.

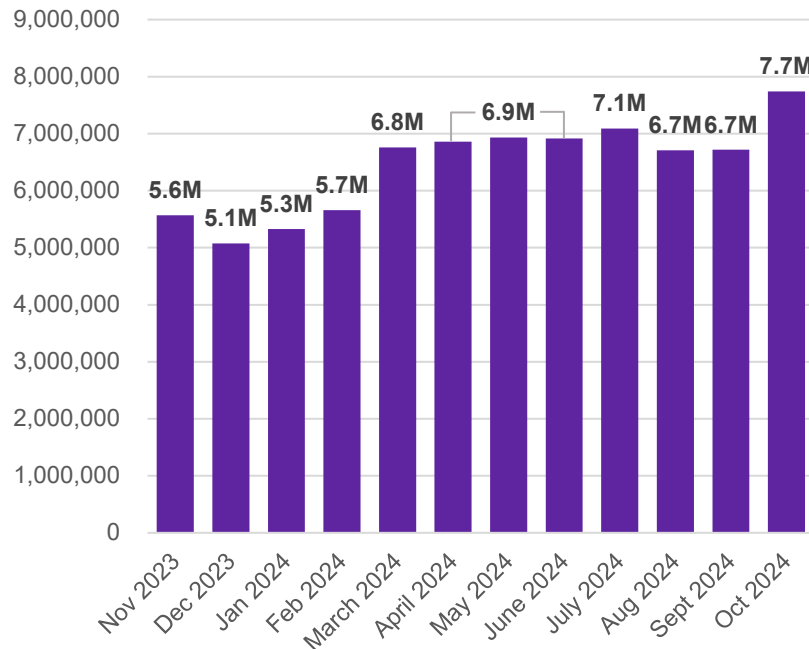
Performance Measures

Statewide Transit Ridership

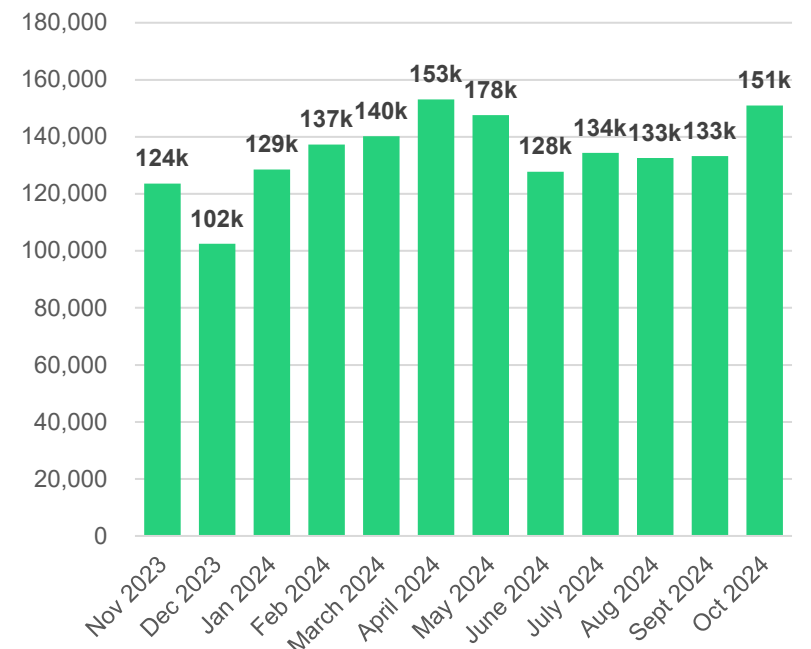
Statewide Transit Ridership – November 2023 to October 2024



Virginia Agencies



WMATA

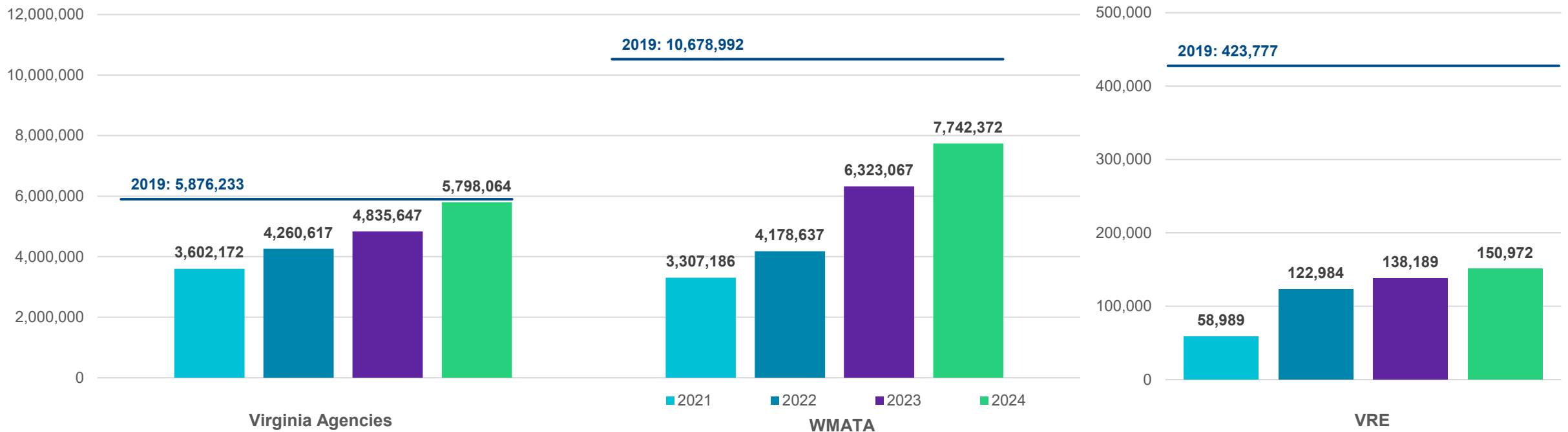


VRE

Agencies	Nov 2023	Dec 2023	Jan 2024	Feb 2024	March 2024	April 2024	May 2024	June 2024	July 2024	Aug 2024	Sept 2024	Oct 2024	Total
Virginia Agencies	4,304,012	3,760,804	4,145,959	4,315,366	4,297,568	5,042,731	4,676,698	4,390,153	4,467,542	4,892,648	5,333,648	5,798,064	55,425,193
VRE	123,610	102,453	128,540	137,284	140,182	153,139	147,561	127,770	134,350	132,607	133,247	150,972	1,611,715
WMATA	5,566,283	5,072,553	5,324,597	5,660,243	6,759,533	6,856,539	6,930,758	6,916,793	7,089,451	6,710,201	6,717,554	7,742,372	77,346,877
All Agencies + VRE + WMATA	9,993,905	8,935,810	9,599,096	10,112,893	11,197,283	12,052,409	11,755,017	11,434,716	11,691,343	11,735,456	12,184,449	13,691,408	134,383,785

Statewide Ridership Comparison: October Year-to-Year

Ridership Comparison: Year-to-Year
2021 – 2024



Mode	2021	2022	2023	2024	2024 vs 2021	2024 vs 2022	2024 vs 2023
Virginia Agencies	3,602,172	4,260,617	4,835,647	5,798,064	61%	36%	20%
VRE	58,989	122,984	138,189	150,972	156%	23%	9%
WMATA	3,307,186	4,178,637	6,323,067	7,742,372	134%	85%	22%
All Agencies + VRE + WMATA	6,968,347	8,562,238	11,296,903	13,691,408	96%	60%	21%

Virginia Breeze Ridership - October

In October 2024, ridership on VA Breeze routes totaled 7,297 which was:

- 255% higher than original estimates, and
- 5% higher than October 2023

For the month of October 2024, the VA Breeze contributed to a reduction of 341 metric tons of CO₂ equivalent emissions.

Valley Flyer:

- Ridership 7% higher than October 2023
- Farebox Rev. – 3% higher than October 2023

Piedmont Express:

- Ridership – 38% higher than October 2023
- Farebox Rev. – 37% higher than October 2023

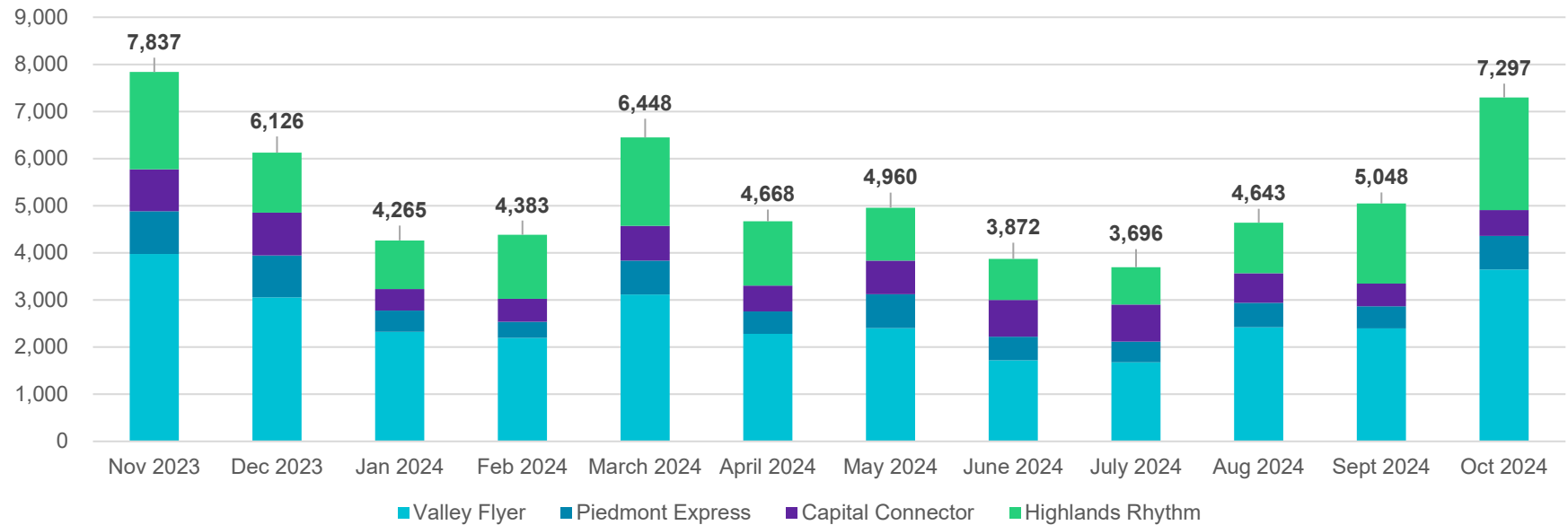
Capital Connector:

- Ridership – 14% lower than October 2023
- Farebox Rev. – 10% lower than October 2023

Highlands Rhythm:

- Ridership – 1% higher than October 2023
- Farebox Rev – 5% higher than October 2023

Virginia Breeze Ridership by Route – November 2023 to October 2024



Route	Nov 2023	Dec 2023	Jan 2024	Feb 2024	March 2024	April 2024	May 2024	June 2024	July 2024	Aug 2024	Sept 2024	Oct 2024	Total
Valley Flyer	3,975	3,058	2,326	2,196	3,117	2,281	2,404	1,722	1,676	2,421	2,399	3,645	31,145
Piedmont Express	907	887	447	343	719	476	719	500	440	518	467	717	6,963
Capital Connector	891	908	462	488	736	551	714	781	789	631	483	545	8,073
Highlands Rhythm	2,064	1,273	1,030	1,356	1,876	1,360	1,123	869	791	1,073	1,699	2,390	16,417
All Routes	7,837	6,126	4,265	4,383	6,448	4,668	4,960	3,872	3,696	4,643	5,048	7,297	62,598

Amtrak Virginia Ridership Virginia Passenger Rail Authority

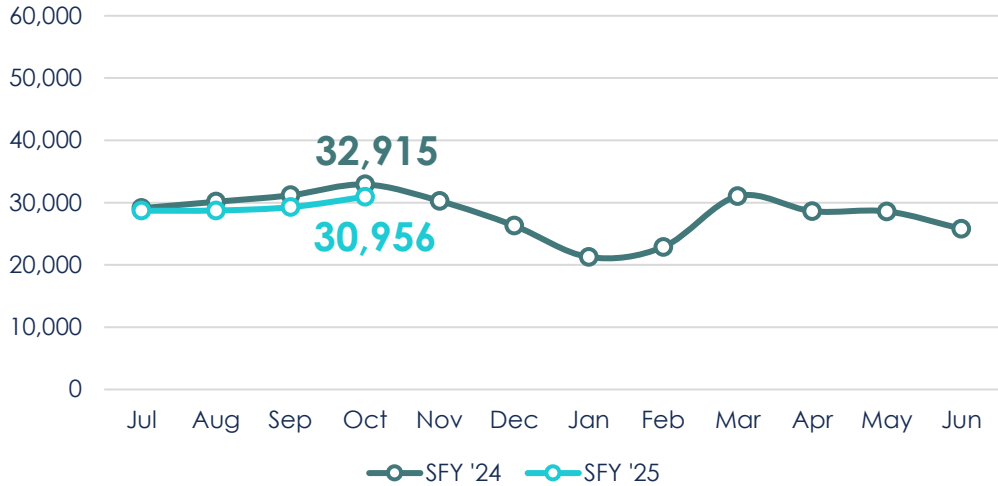
Virginia-Supported Monthly Ridership by Route SFY '25 vs. SFY '24

Weekends remain the most popular ridership days.

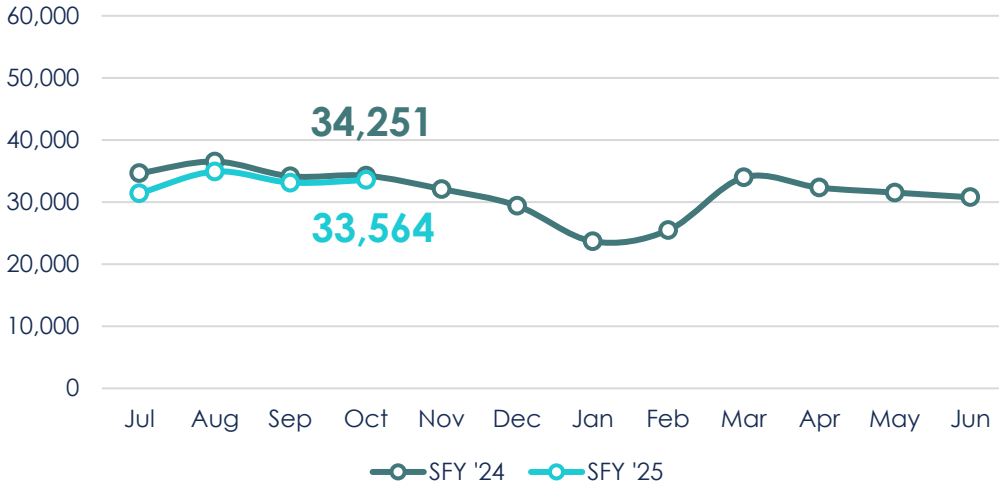
While ridership remains lower YoY, revenues are higher YoY across all four routes.

VPRA continues to partner with Amtrak to ensure balanced growth of both ridership & revenue.

Route 46: Roanoke (-6.0%)

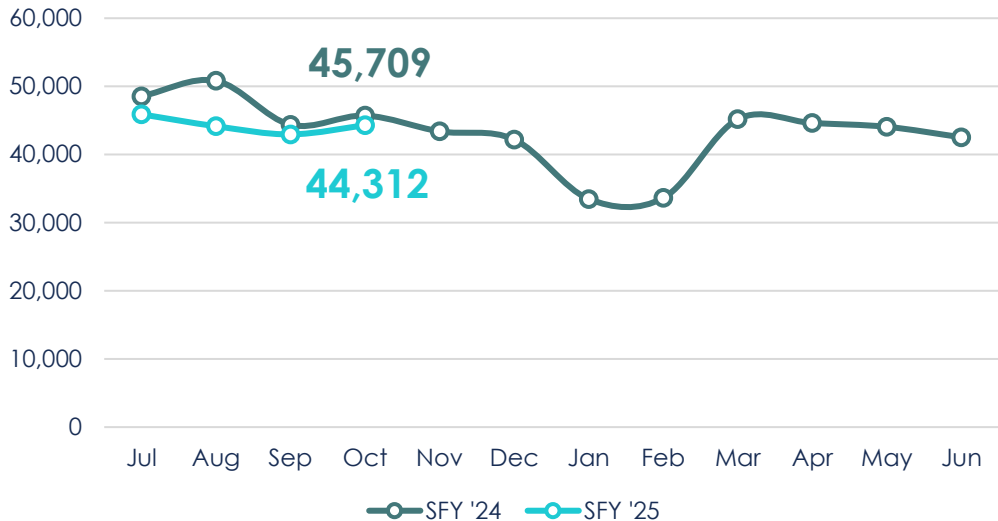


Route 47: Newport News (-2.0%)

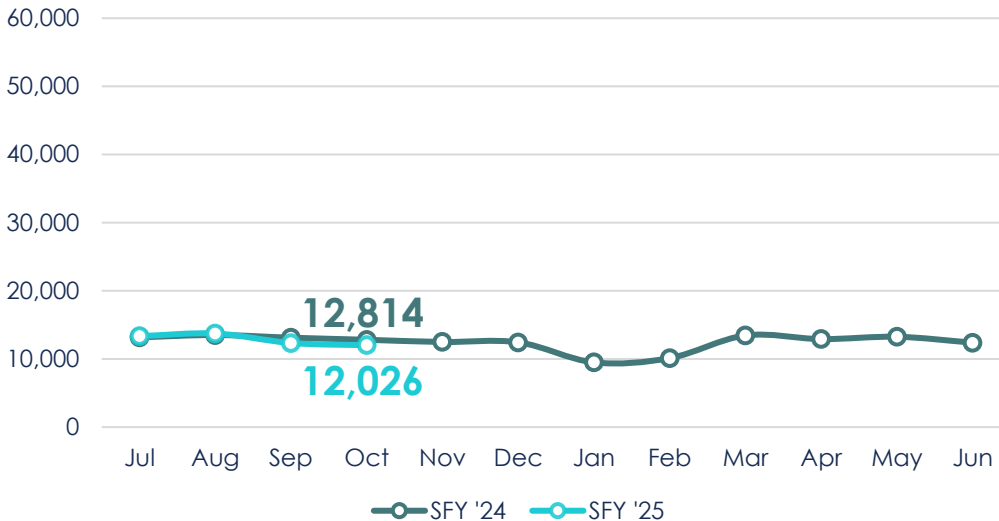


Note: Final October ridership subject to change due to ongoing Amtrak allocation adjustments

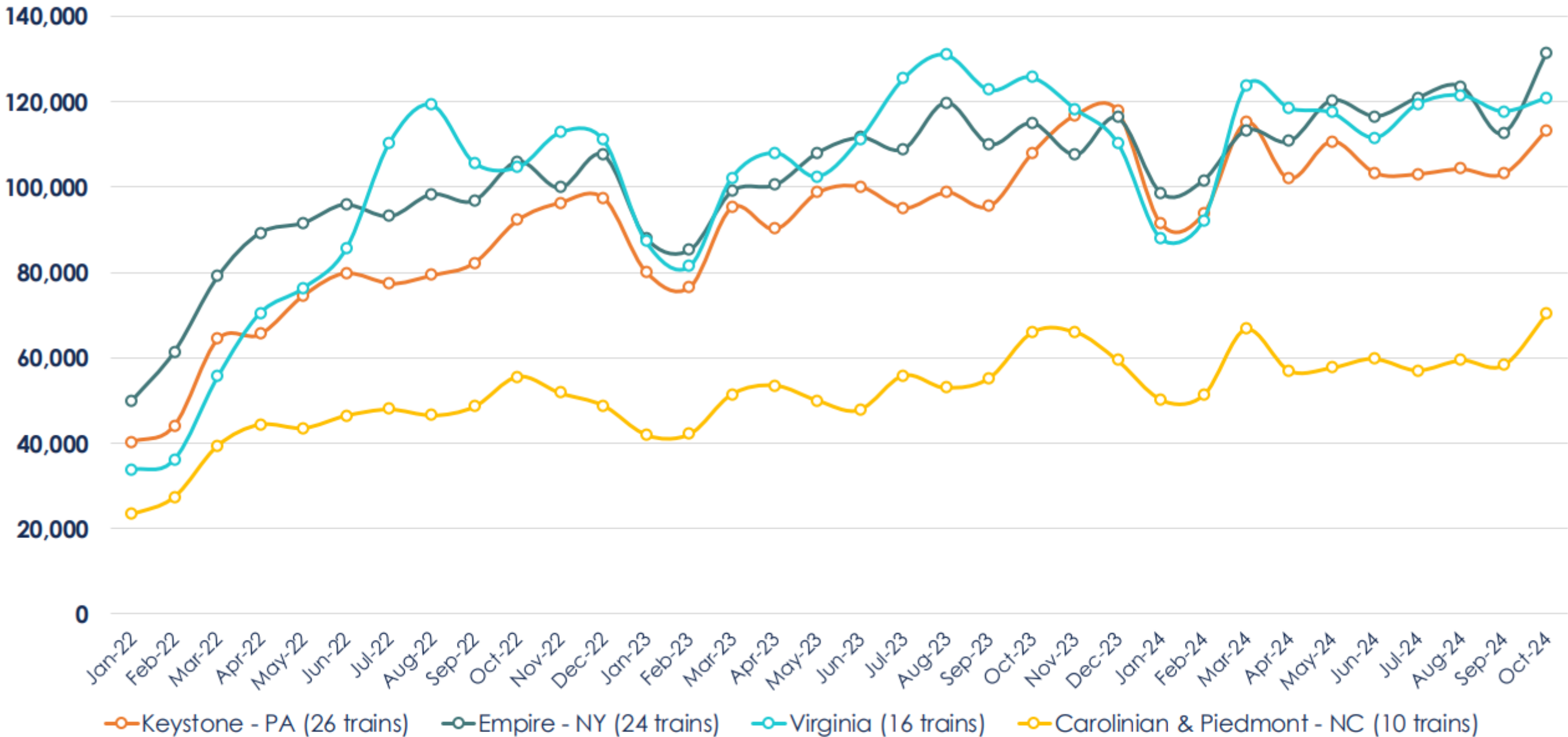
Route 50: Norfolk (-3.1%)



Route 51: Richmond (-6.1%)



Virginia & Comparable State-Supported Service Ridership



Note: Daily Roundtrips = Number of trains ÷ 2